

Evidence of Human-Like Visual-Linguistic Integration in Multimodal Large Language Models During Predictive Language Processing

Viktor Kewenig^{1,*}, Christopher Edwards¹, Quitterie Lacome D’Estalens², Akilles Rechart¹, Jeremy I Skipper¹, and Gabriella Vigliocco¹

¹*Psychology and Language Science, Experimental Psychology, University College London, London, UK*

²*Computer Science, University of Exeter*

*Corresponding author: ucjwnk@ucl.ac.uk

August 14, 2023

Summary

The advanced language processing abilities of large language models (LLMs) have stimulated debate over their capacity to replicate human-like cognitive processes.^{1;2;3;4;5;6} One differentiating factor between language processing in LLMs and humans is that language input is often grounded in more than one perceptual modality, whereas most LLMs process solely text-based information.⁷ Multimodal grounding allows humans to integrate - e.g. visual context with linguistic information and thereby place constraints on the space of upcoming words, reducing cognitive load and improving perception and comprehension.^{8;9;10;11} Recent multimodal LLMs (mLLMs) combine visual and linguistic embedding spaces with a transformer type attention mechanism for next-word prediction.¹² To what extent does predictive language processing based on multimodal input align in mLLMs and humans? To answer this question, 200 human participants watched short audio-visual clips and estimated the predictability of an upcoming verb or noun. The same clips were processed by the mLLM CLIP,¹² with predictability scores based on a comparison of image and text feature vectors. Eye-tracking was used to estimate what visual features participants attended to, and CLIP’s visual attention weights were recorded. We find that human estimates of predictability align significantly with CLIP scores, but not for a unimodal LLM of comparable parameter size. Further, alignment vanished when CLIP’s visual attention weights were perturbed, and when the same input was fed to a multimodal model without attention. Analysing attention patterns, we find a significant spatial overlap between CLIP’s visual attention weights and human eye-tracking data. Results suggest that comparable processes of integrating multimodal information, guided by attention to relevant visual features, supports predictive language processing in mLLMs and humans.

Results

The visual world paradigm (VWP), a classic methodology in the study of human language processing, is often used to probe the integration of visual and linguistic information for word prediction.¹³

In this paradigm, participants are presented with visual stimuli while listening to speech, and their eye gaze is recorded. Studies have consistently found that when the visual information is critical for predicting upcoming sentence content, participants tend to direct their attention towards the relevant visual information even before hearing the associated word.¹⁴ This pattern of results has been widely replicated and suggests that attention to individual visual features (by means of eye fixation) contributes to human predictive language processing.^{15;16;17} Multimodal Large Language Models (mLLMs) such as OpenAI’s ‘CLIP’¹² also have the capability to integrate visual and linguistic information for predictive processing. To select relevant information (visual and textual), CLIP uses a transformer-based attention mechanism,¹⁸ which works on the basis of dot products between query, key, and value vectors, followed by a softmax operation to obtain attention weights, which determine the importance of different parts of the input (visual pixels or preceding text). Importantly, this mechanism is not explicitly modelled on human attention.^{19;20} Instead, its design choices are primarily driven by engineering considerations and performance benchmarks against other models.²¹ It remains an open question to what extent CLIP’s capability of integrating and paying attention to multimodal features in the input leads to human-like predictive language processing.

To investigate this question, we designed a paradigm wherein both humans and CLIP were exposed to 100 six-second video clips from two films, ‘The Prestige’ and ‘The Usual Suspects’. Each clip was chosen because it directly preceded a specific target word (either a verb or noun) in the film’s dialogue. For the model, predictability estimates were derived by combining the feature vectors of the speech prompt with the visual information from the film scene, and then calculating the similarity between this combined vector and each word in the film’s dialogue. The final score for the target word was then computed as the likelihood of the target word coming next, given the set of all similarity scores for all words (see Figure 1, B). The same video clips were used in an online experiment to obtain human predictability estimates. In this experiment, 200 participants were shown a target word and brief instructions (Figure 1, A.1), followed by the six-second video clips (Figure 1, A.2). Participants were then tasked with rating, on a scale from zero (not at all relevant) to 100 (highly relevant), how pertinent the information in the video clip was for predicting the upcoming word in the film’s dialogue (Figure 1, A.3). Throughout the 100 trials conducted for each participant, eye gaze was recorded via the participant’s webcam.

The way we extracted estimates of predictability from human participants and CLIP ensured that both scores were comparable. Rather than directly probing for next-word prediction, we asked participants to assess the relevance of the visual-linguistic information for predicting an upcoming word. This approach requires considering the similarities within the presented visual-linguistic information and understanding how these similarities influence the likelihood of the upcoming target word. This process mirrors the model’s computations, which determine the likelihood of the next word based on its similarity to the visual scene and the textual prompt. We chose this method, furthermore, due to the inherent difficulty in predicting the next word from a six-second movie scene, a task that might not have yielded usable results with human participants.

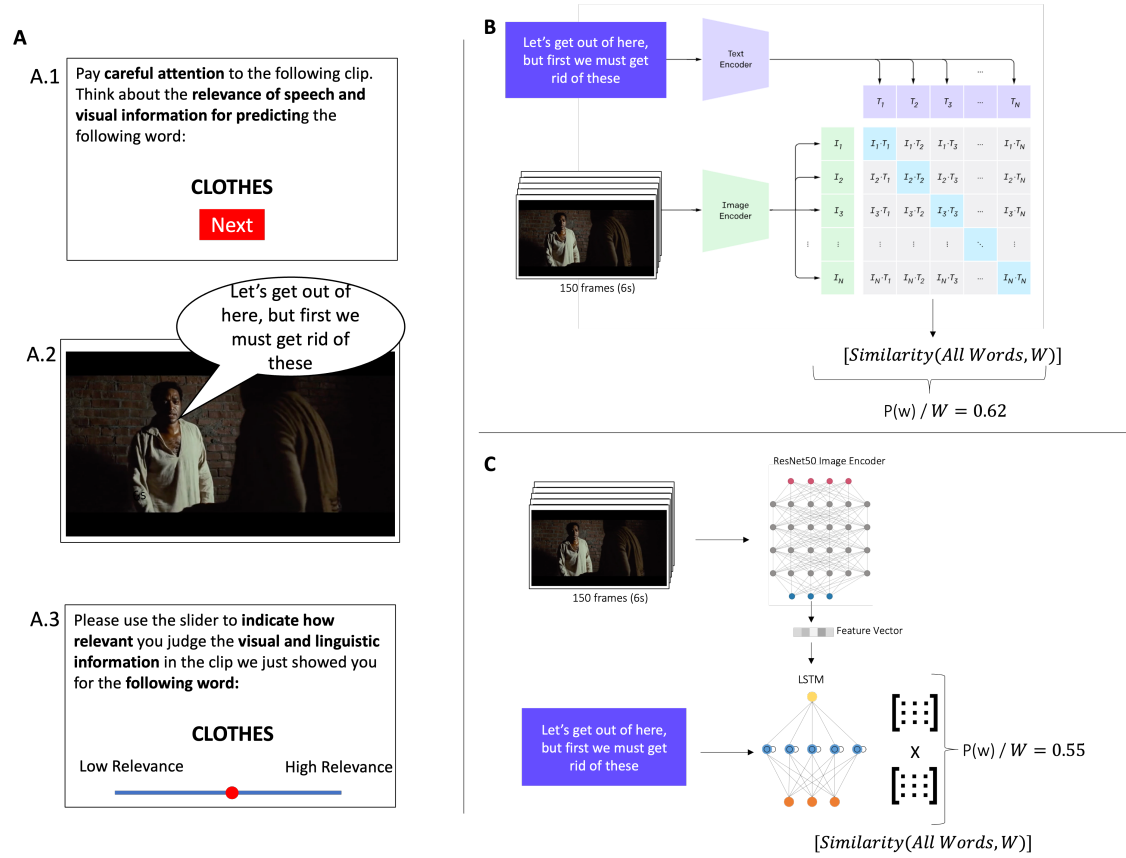


Figure 1: (A) Schematic overview of the online behavioural task. First, participants see an instruction panel, in which they are prompted to pay attention to how relevant the upcoming movie clip is for predicting a target word (A.1). Second, participants watch the 6s movie scene preceding the target word (A.2). Finally, participants see a slider panel for rating the target word (A.3). (B) Deriving predictability scores from CLIP, parts of this figure are adapted from the original CLIP paper.¹² CLIP’s text and image encoders encode each frame in the movie scene together with the textual prompt into a combined embedding space. Similarities were then calculated between these combined embeddings and embeddings of all target words in the movie and the derived probability for the actual target word was conditioned on these similarity scores. (C) Deriving predictability scores from LSTM + ResNet50. The ResNet50 model encodes each frame of the movie scene into a feature vector, which is then passed on to an LSTM model and combined with the textual prompt. Again, the similarity between this combined embedding and embeddings for all target words in the movie was calculated and probability was derived for the actual target word conditioned on these similarity scores.

Our findings indicate a significant correlation between CLIP and human predictability estimates ($r = 0.22$, $p < 0.001$), as revealed by Pearson correlations. Of particular interest, however, was the alignment between the model and humans at the extreme 25 percent of human scores, both at the high and low ends of the distribution. We focused on these percentiles to contrast scenarios where visual-linguistic integration was either highly critical (when the visual context was extremely relevant) or less crucial (when the visual context was not relevant). These descriptive results are illustrated in Figure 2. Our analysis showed that the overall correlation was primarily driven by the upper extreme scores ($r = 0.37$, $p < 0.001$), while the lower extreme scores had a weaker influence ($r = 0.19$, $p = 0.001$), as shown in Figure 3.

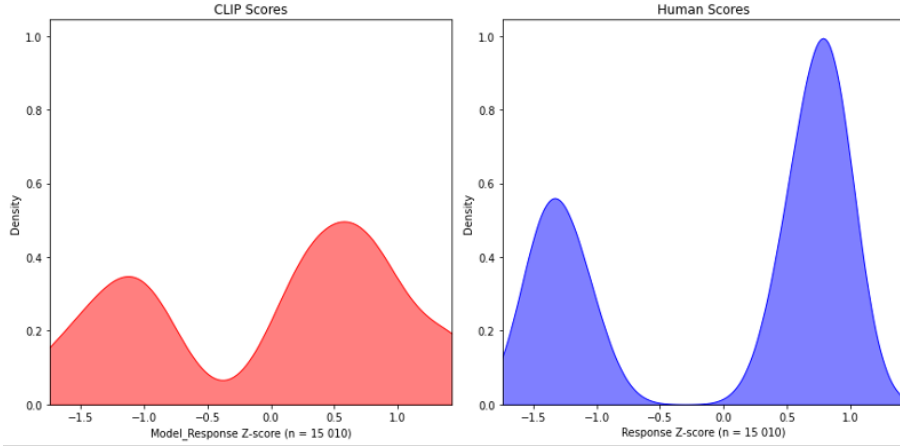


Figure 2: Descriptive comparison between human and CLIP scores of next-word predictability. Comparing the top and low quartiles of model scores (left panel) with how humans rated these scenes (right panel). CLIP scores and human scores are z-scored and log-scaled. Descriptively, predictability scores from CLIP and human estimates of word-predictability seem to align.

To further explore the alignment between CLIP and human predictability scores, we constructed a ceiling measure based solely on correlations within human scores. In this process, we randomly divided the human data into two halves and computed Pearson correlations between them, repeating this procedure ten times. Our findings indicate a correlation of $r = 0.39$ ($p < 0.001$) overall and a correlation of $r = 0.51$ ($p < 0.001$) for the top quartile across human participants (see figure 3, human ceilings). Interpreting these results suggests that the model’s alignment with human scores reaches up to approximately 56 percent overall, and as high as 73 percent for extreme positive scores.

To understand the extent to which text-based predictability influences the correlations observed, we turned to a unimodal transformer, ‘GPT-2’,²² with a comparable number of parameters as CLIP. This comparison helps us quantify the degree of alignment in predictability scores attributable solely to linguistic information. Our analysis revealed a significant, albeit low, correlation ($r = 0.08$, $p = 0.004$) between these scores, indicating that linguistic information alone accounts for approximately 19 percent of the alignment between CLIP’s and humans’ predictability scores (see Figure 3). The GPT-2 predictability scores remained constant for video clips with extreme positive scores, therefore linguistic information alone could account for 16 percent of the alignment in such cases. These findings suggest that the integration of visual and textual information in a multimodal transformer can improve the alignment of predictability scores threefold overall, and even fivefold for extreme positive cases.

How essential is the attention mechanism for aligning predictability scores in mLLMs and humans? To answer this question, we conducted an ablation experiment, randomly shuffling CLIP’s visual attention weights. Pearson correlation shows that predictability scores from this perturbed version of CLIP do not align with human predictability overall ($r = -0.05$, $p = 0.006$) (see figure 3). This suggests that alignment of predictability scores from humans and mLLMs depends essentially on the visual attention mechanism. However, perturbing weights in the visual attention heads may change the model’s intrinsic dynamics beyond visual attention. Therefore, we conduct a further analysis, comparing CLIP to a multimodal model of comparable complexity, without visual attention, which was trained on a very similar data set as CLIP.²³ Even though the original paper on which we modelled this approach suggested attention as a potential avenue for model enhancement, we made the choice to exclude it in our current framework to allow for a direct comparison between CLIP and a comparable model without attention. We use the same method as detailed above with

CLIP to derive predictability scores from this approach (figure 1, C). We find that this multimodal model without the transformer attention mechanism does not align with human scores. Pearson correlation revealed no relationship with human judgements overall ($r = 0.01$, $p = 0.88$) (see figure 3).

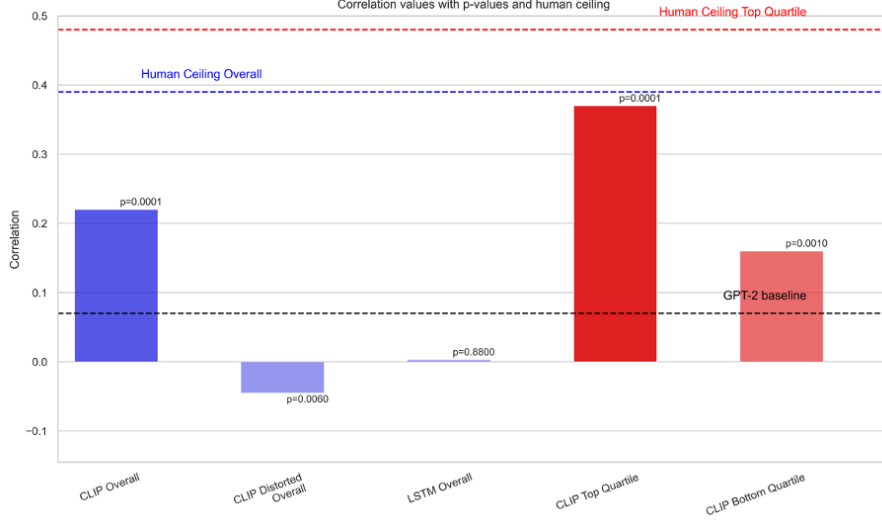


Figure 3: Blue shaded Bars represent pearson correlations between human word predictability estimates and (from left to right) CLIP predictability scores overall ($r=0.21$), CLIP with distorted weights ($r=-0.05$), and the LSTM+ResNet approach ($r=0.01$). Red shaded bars represent pearson correlations between CLIP scores and human scores for the top quartile of human scores (dark red, $r=0.37$) and bottom quartile of human scores (light red, $r=0.18$). The blue dotted line represents the human ceiling for overall scores ($r=0.39$) and the red dotted line represents the human ceiling for the top quartile of scores ($r=0.51$). The pearson correlation between human predictability estimates and predictability scores derived from the GPT-2 model purely from linguistic information ($r=0.08$) is displayed as a black dotted line.

In a final step, we explored the qualitative role of attention in the alignment between mLLMs and humans. To this end, we compared the matrices derived from CLIP’s visual attention mechanism to the human attention matrices obtained from eye-tracking data, examining each frame of every video clip. In these 2-D matrices, each entry denotes the significance of a specific pixel in the visual input when generating a predictability score on the model side, and the duration a participant spent observing that specific pixel on the human side. An example comparison of these attention matrices for predicting the word ‘Van’ can be seen in Figure 4 A. To facilitate our analysis, we averaged attention matrices from CLIP and human participants across every five frames, yielding 30 averaged attention matrices per video for each participant and the CLIP model. We further refined these matrices by averaging heatmaps across all participants and applying Gaussian smoothing, resulting in 30 human and 30 model attention matrices per video clip. Finally, to reduce noise from the averaging steps and focus on main clusters of attention, we utilised the Density-Based Spatial Clustering of Applications with Noise (DBSCAN) algorithm on all heatmaps. Figure 4 B provides a visual representation of these clusters for several different target words. This procedure allowed us to focus our comparison on the primary clusters of attention between human and model heatmaps, enhancing the clarity and precision of our findings.

We compare the 30 human and CLIP pixel-wise attention matrices for each video-clip with a Jaccard-Similarity metric (J), which is defined as:

$$J(A, B) = \frac{|A \cap B|}{|A \cup B|}$$

We average across the 30 Jaccard indices for each of the 100 videos to obtain one average Jaccard index for the similarity between humans and model attention matrices overall. To understand whether this overall Jaccard index is significant given our data, we used a permutation test. We simulate 1,000 comparisons between each of the 100 averaged human attention matrices (one for each video) and randomly shuffled matrices of the same size, to form a null distribution (see figure 4 C). Results shows that a Jaccard index of 0.18 is outside the null distribution. This suggests that there is a significant spatial overlap between human and CLIP’s visual attention patterns.

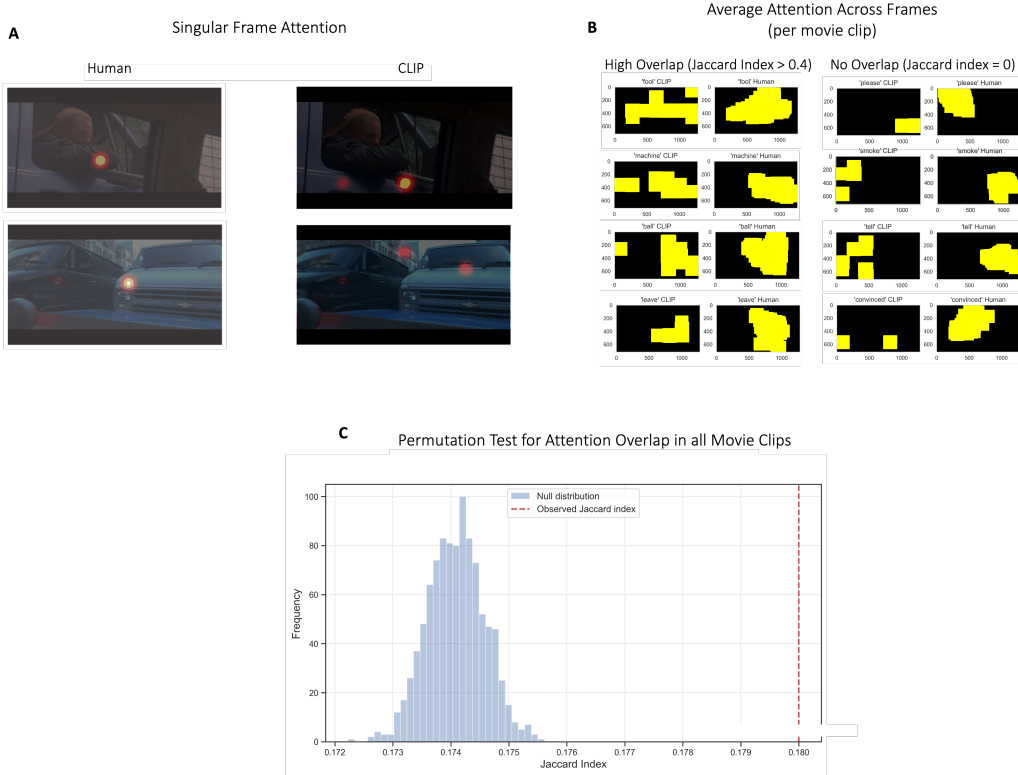


Figure 4: (A) The smoothed model and human attention matrices are displayed on the corresponding frame for two separate singular frames from the same movie scene, predicting the word “Van”. Human attention weights for two singular frames (at different timepoints) are displayed on the left, model attention weights for the same frames are displayed on the right. (B) Comparison of high overlap between model and human attention after averaging across frames for each movie clip and DBSCAN clustering (left) vs. no overlap (right) for 8 different movie scenes. The high overlap scenes were for predicting the words (from top to bottom): “Fool”, “Machine”, “Ball”, “Leave”. The no overlap scenes were for predicting the words (from top to bottom): “Please”, “Smoke”, “Tell”, “Convinced”. (C) Quantifying the total overlap between human and model attention for all averaged and clustered matrices (examples of which are shown in 4 (B)). We calculated the Jaccard index for each of the 30 clustered and smoothed human matrices with the 30 clustered and smoothed model matrices for each movie. The null distribution of Jaccard indices for our data was simulated by randomly shuffling the model attention matrices and calculating the Jaccard Index for these matrices, repeating this process 1,000 times. The obtained Jaccard index (red dotted line) is far higher than even the highest values in the null distribution (blue histogram). This indicates that there is significant overlap between human and model attention matrices.

Discussion

The fact that LLMs are trained on a very simple training objective (next-word prediction), may suggest that performance is based on the learning of abstract co-occurrence relationships between word tokens or clusters while lacking genuine inferential competence.^{24;25} Previous work trying to compare language comprehension in LLMs and humans has been inconclusive, suffering from lack of replicability (LLM’s output is not always the same, given the same prompt), lack of number of observations (often single screenshots purporting to prove a point), overly optimistic^{26;27} or pessimistic^{28;29} prior beliefs. No study has yet compared natural language comprehension in multimodal large language models and humans. As mLLMs are becoming more and more ubiquitous in our daily lives, it is vital to understand how they process information, and whether the underlying mechanisms share any commonalities with humans. These insights can inform responsible development, regulatory policies, and how to efficiently put mLLMs to use.

In this study, we developed a novel paradigm to investigate how these models process and integrate visual-linguistic information for predictive processing, revealing key findings on the degree of their alignment with humans. We found that CLIP’s predictability scores significantly correlated with human predictability scores, indicating that both humans and mLLMs rated word-predictability based on visual-linguistic information in similar ways. Interestingly, this correlation was especially driven by positive extreme scores, suggesting that the alignment was stronger when visual context was highly relevant. However, we found no alignment between model and human predictability scores when the model’s visual attention mechanism was disturbed or missing entirely. Similarly, alignment was diminished for a model that did have a transformer attention mechanism but did not process visual information thus basing predictions purely on linguistic information. These findings point to three main conclusions: first, predictability scores between model and humans align best during multimodal processing. Second, the transformer attention mechanism plays an essential role for this alignment. Third, model attention patterns share non-trivial overlap with human attention as indicated by visuo-spatial looking patterns.

Our analyses revealed that CLIP’s predictability scores accounted for approximately 56 percent of the variance in the human ceiling measures. This is a noteworthy finding considering the complexity of the task and the modest size of CLIP compared to larger multimodal transformer models like GPT-4.³⁰ As the trend in LLMs often suggests that more parameters yield better results,³¹ it is plausible that this alignment percentage would increase substantially for multimodal models with similar transformer-based architectures but larger scale. Furthermore, our analyses indicated that predictability scores derived from a purely text-based transformer did not exhibit the same level of alignment with human scores. This underscores the fact that the capabilities of mLLMs like CLIP extend beyond their attention mechanism. In particular, the ability of mLLMs to integrate and selectively attend to multimodal inputs—conjoining visual and linguistic information—plays a pivotal role in mitigating the inherent ambiguity of language, thereby facilitating more human-like predictions.⁹

We find an even higher alignment for videos that participants judged as highly relevant for predicting an upcoming word. For this top quartile of human predictability measures, CLIP scores account for up to 73 percent of the variance found. This difference is explained by related literature on the VWP, which suggests that predictive processing occurs most reliably when the referents are situated in a joint attention space.³² When the referent is not present, humans make more diverse judgments about what they consider relevant visual-linguistic integration for predicting the upcoming word. Therefore, there is more variance in their predictability scores, leading to weaker correlations both within human judgments and between human and model comparisons.

In two analyses, we find evidence that this alignment between predictability scores in CLIP and human estimates of predictability depends essentially on the model’s transformer attention mechanism. First, our ablation experiment showed that CLIP’s scores did not align with human

estimates of predictability anymore when visual attention weights were randomly shuffled, implying that the alignment is crucially dependent on the visual attention mechanism. However, shuffling weights in the visual attention heads of the model may perturb its intrinsic dynamic beyond purely visual attention.³³ Therefore, we conducted a second experiment, comparing CLIP to a multimodal model without a transformer-based attention mechanism. We found no alignment between this model’s predictability scores and human judgements. These results collectively suggests that the integration of visual and linguistic information, guided by focused attention to pertinent features in the visual input, underlies the mechanism of predictive language processing in both mLLMs and humans.

We hypothesised that this critical role of the transformer attention mechanism could depend on commonalities with human attention patterns. The fact that we find significant and quantifiable attention overlap is surprising, as despite its nomenclature, the ‘attention’ mechanism in mLLMs is not a replica of human attention. Rather, it is a purely mathematical method for assigning weights to different parts of the input based on perceived relevance.¹⁸ These weights are learned dynamically based on the content of the visual and linguistic input itself, allowing the model to adaptively focus on different parts of the visual or linguistic input depending on the specific context. Human attention on the other hand is influenced by a far wider range of factors, including past experiences,³⁴ current goals,³⁵ or emotional states,³⁶ and it operates over different timescales³⁷ and modalities.³⁸ CLIP’s attention is more focused on the statistically most relevant features, regardless of their broader semantic or emotional context. Despite these differences, we find evidence that mLLMs and humans attend to comparable information when integrating visual and linguistic input for predicting upcoming semantic content.

Future research should aim to deepen our understanding of the precise circumstances under which attention patterns between mLLMs, such as CLIP, and humans align. Preliminary considerations suggest that there is one main factor that differentiates how CLIP and humans direct their attention: CLIP is capable of simultaneously attending to multiple features within the visual input, while humans typically focus on one aspect of an image at any given moment (as illustrated in Figure 4 A). The overlap between attention patterns becomes significant when one of CLIP’s attention clusters predominates over the others and spatially correlates with human gaze patterns. This tends to occur particularly when the visual input includes the referent of the verb or noun to be predicted, such as in the cases of ‘Ball’, ‘Fool’, or ‘Machine’ (see Figure 4 B). Deepening our understanding of what other factors contribute to or oppose alignment could lead to more accurate and nuanced models of how mLLMs process and integrate visual-linguistic information.

Our results contribute to the ongoing debate regarding the capabilities and limitations of LLMs in replicating human-like language abilities. We present quantitative data suggesting that language processing in naturalistic, multimodal contexts partly aligns between multimodal LLMs and humans. Furthermore, we show that CLIP’s attention patterns significantly overlap with human attention patterns - suggesting similarities in CLIP’s and humans’ underlying mechanisms, driven by the transformer attention mechanism. This shows that the production of realistic output in mLLMs may be underlined by human-like behavioural mechanisms. It seems that these emerge from a simple architecture paired with brute training processes at massive scale, which may resemble evolutionary processes.³⁹

As we move towards a future where multimodal LLMs exhibiting comparable cognitive abilities to humans are becoming ubiquitous,^{40;41} it is critical to understand what mechanisms drive these capabilities and how these compare to human cognition. Such insights can enable predictions about developments of future systems (potentially even inform this process), but they are also indispensable for quantifying the potential impact mLLMs will have on our society. Where and how AI systems can enhance human productivity (especially in knowledge workers)⁴² will heavily depend on the level of language comprehension we attribute to these systems and whether we are able to understand, trust, and control the underlying mechanisms.

Methods

Online behavioural study

Participants

200 participants were recruited via Prolific (<https://www.prolific.co>).⁴³ To be included in the study, participants had to be aged 18-50 (inclusive) and fluent in English (having spoken English regularly for at least the past 5-10 years). Inclusion criteria included giving consent to have their camera on as well as having their eyes tracked for the duration of the experiment. We also excluded any participants from participating who had previously seen either of our two movies. All participants finished the study and produced usable data, none had to be excluded post data collection. The final participants (n=200) were 43 percent females (n = 86) with mean age of 33.88 years (range = 23-48 yrs, SD = 13.74 yrs). Countries of origin were the UK (n = 123) and the US (n = 77). Participants were paid £9.50/hour. The study was approved by the UCL Ethics Committee. Additionally, all participants provided written informed consent before participating in the experiment.

Materials

Our movies were ‘The Usual Suspects’ and ‘The Prestige’. All words in these movies were previously annotated using automated approaches with a machine learning based speech-to-text transcription tool from Amazon Web Services (AWS; <https://aws.amazon.com/transcribe/>) and later corrected by human annotators. This alignment between text and speech meant that the model and humans really received the same dialogue-based information.

To choose the words to be predicted by human participants in our study and later by the model, we first excluded all function words from the movies and extracted the 6s scenes leading up to but excluding each word – this amounted to a few thousand words per movie on average. We chose a length of 6s, as this constituted a good balance between containing enough information while not being too confusing. Furthermore, this meant that we could conduct a large number of trials without causing too much fatigue in participants. For our final study, we only included 50 scenes from each movie, leading to 100 clips, totalling 600s (10mins) of video material for each participant. This meant that we had to choose a further sub-set of words. As our goal was to probe visual-linguistic integration, we pre-selected our final set of 100 video clips in such a way as to ensure that we had an interesting stimulus set for our study (containing both highly relevant and not at all relevant video clips). To this end, we captioned each frame in each video scene with the CLIP model and used a text-based transformer called ‘BERT’⁴⁴ to calculate the semantic similarity between these captions and the word of interest. We used the maximum similarity score derived from this comparison for each scene as a measure of how relevant the preceding scene was for the upcoming word. Then, from each movie, we chose 25 scenes from the low end of the distribution of these scores and 25 scenes from the high end of the distribution of these scores - resulting in 100 movie scenes in total, 50 from each movie. We validated these against the later collected human scores, showing that around 75 percent of categorizations into ‘high’ or ‘low’ relevance matched with human judgements. The final set of stimuli and the code for determining them, can be found on <https://github.com/ViktorKewenig>

Procedure

The study was made with the Gorilla task builder,⁴⁵ and the structure of the study was as follows: after recruitment through Prolific, participants were directed to the study website. Participants were briefed on the aims of the study and asked for consent. Following the collection of demographic information, participants were instructed to complete the experiment in an environment with

minimal distractions and with their phones turned off, wearing headphones. Finally, before starting the experimental task, participants were run through the native eye tracking calibration for web cameras on Gorilla. The eye tracking software was calibrated three times in total – before the practice trials, after the practice trials, and during the halfway break – to ensure more reliable measurement even with a shift of head position during the task.

The experimental task consisted of 3 practice trials and 100 experimental trials. In each trial, participants were first shown the word of interest corresponding to the upcoming scene and asked to pay careful attention to the upcoming video clip and think about how relevant that clip would be for predicting the word. After pressing a key to continue, participants were then shown the 6s movie scene. The video was shown in a window at the centre of the screen at a resolution of 720x1280 pixels (25 frames per second). Participants then used a 100-point slider (‘Low Relevance to ‘High Relevance’) to indicate how relevant the video clip was to the previously presented target word. This was repeated for all 100 trial scenes and took participants an average of around 30 minutes to complete. A self-paced resting break was provided halfway through the trials. After completing the experimental trials, participants were debriefed and paid for their time.

Human Measurements

Estimates of Predictability

Human estimates of the target word’s predictability were collected using an interactive slider. This measure of likelihood is intended to reflect the participant’s intuitive understanding of the relationship between antecedent linguistic context, the visual cues in a scene and the subsequent semantic content. As we expected these intuitive judgements to vary between participants, outliers (any rating above or below 2 standard deviations) were not excluded from the analysis.

These human estimates serve as a comparable measure to the ‘predictability scores’ derived from the CLIP model (see details below). Both measures rely on a similar foundational principle: the integration of visual and linguistic information to estimate the predictability of an upcoming word. In the case of human participants, this integration is an inherent part of natural language understanding, combining visual stimuli with linguistic expectations based on past experiences and world knowledge. On the other hand, the CLIP model uses its trained multimodal capabilities to perform a similar task computationally. It generates a quantitative estimate of the likelihood of each word by comparing the feature vectors of the visual content in a frame with feature vectors of the associated linguistic context. Consequently, the human and CLIP model predictability measures are both reflections of visual-linguistic integration, making them comparable for the purposes of this study.

Eye Gaze

The gathering of human eye-tracking data was done via the Gorilla eye-tracking tool (version 2.0). This tool exploited the webcams of each participant to capture eye movements. The collected data, sampled at a rate of 60 Hz, was individually stored in an Excel file for each video-clip and each participant. Analysing and processing of this data was done with a custom Python script that made ample use of the packages ‘Numpy’⁴⁶, ‘Scipy’⁴⁷, and ‘Pandas’⁴⁸. The script first read and compiled the X and Y gaze coordinates from each participant’s eye-tracking data files, discarding any data from calibration tasks. Then, two-dimensional attention heatmaps were generated based on gaze coordinates for each participant and their corresponding stimulus. Heatmaps with only zeros were excluded from further analysis. Small variations in gaze location were considered using a Gaussian filter with $\sigma = 10$ to smooth the generated heatmaps. Then, we averaged heatmaps for each stimulus across participants. These heatmaps were then saved as Numpy binary files for subsequent analysis. The averaged heatmaps serve as a representation of the aggregate attention

directed by participants towards specific visual features.

Model Measurements

CLIP Predictability

The calculation of CLIP predictability scores for target words was carried out through a robust combination of image and text feature comparison with a custom python script making use of the packages ‘Pytorch’⁴⁹ and the huggingface ‘transformer’ library.⁴⁸ Each frame of each movie clip was individually preprocessed by the standard, pre-trained CLIP preprocessor, transforming the visual data into a digestible form for the CLIP model’s image encoder. This encoder generates a corresponding image feature vector, which provides a compact representation of the visual content in a form that can be easily compared with textual information. We pair each image feature vector with an array of text feature vectors. These text features vectors are derived from both the dialogue of each scene, represented as text prompts, and the collective word set present in the movie. The CLIP model tokenizes and encodes these text inputs, converting them into a format that mirrors the structure of the image feature vectors. For the purpose of our study we used the ‘clip-vit-base-patch32’ version of the model.⁵⁰ This version contains a comparable number of parameters to the only freely available GPT version (GPT-2) and is relatively easy to use.

The calculation of the ‘predictability score’ is a process rooted in the comparison of these two feature sets, visual and linguistic. By computing the dot product of the image feature vector and each text feature vector, a raw similarity measure is derived. This raw similarity measure is then passed through a softmax function, refining it into a more interpretable similarity score. This score quantitatively communicates the likelihood of the upcoming word, given all words in the movie, by matching each word to the visual content of each associated frame. Leveraging the multimodal capability of the CLIP model, these predictability scores offer a powerful metric for predicting upcoming words based on the visual and linguistic information present in each frame.

Ablation Study

To understand the contribution of the transformer attention mechanism in our results, we derived a separate set of predictability scores from a modified, or ‘ablated’, version of the CLIP model. This process of ablation involved tampering with the inherent ability of the transformer model to recognize and give importance to the positional relationships of elements within the input data sequence. Essentially, we aimed to examine how the model’s performance is affected when the positional dependencies are disrupted or ‘blinded’, hence studying the contribution of the attention mechanism in the model’s interpretability and performance.

We accomplished this by implementing a customised version of the MultiheadAttention class, readily available in the torch.nn module of the Pytorch module⁴⁹. We overrode the forward method of this class to shuffle the attention weights of the input sequence for the last transformer layer. Shuffling was carried out by creating a set of random indices, which were then used to reorder the original attention weights using PyTorch’s gather function. This operation essentially scrambles the original order of the attention weights, thus minimising the model’s dependency on the positional relationships within the sequence.

These shuffled attention weights then substituted the original weights in the computation of the multihead attention output. We conducted this operation on every visual attention block in the final layer of the transformer model, thereby ensuring that the influence of positional dependencies was curtailed across the entire architecture. This method of ablation allows for an examination of how the positional relationships within the input sequence influence the model’s performance, particularly in the context of integrating image and text features for word prediction.

The attention weight ablation provided us with a unique version of the CLIP model. Although this version retained the core architecture of the original model, it lacked the ability to give preferential attention to specific parts of the visual input based on their positions in the sequence. Utilising this ablated model, we computed a separate set of predictability scores, following the same procedure as with the original CLIP model. This set of scores allowed us to compare the predictability assessments made by the model with and without the influence of positional attention, shedding light on the importance of the attention mechanism in processing.

LSTM + ResNet

We implemented the LSTM + ResNet model following the methodology described in the paper ‘Show and Tell: a Neural Image Caption Generator’²³ with a customary python script making use of the Pytorch module.⁴⁹ The approach combines computer vision and natural language processing for generating descriptive captions of images. Our model’s structure combines a ResNet50⁵¹ Convolutional Neural Network (CNN), and a Long Short-Term Memory (LSTM) network, mirroring the deep recurrent architecture as presented in the original paper.²³

The authors’ neural image caption generator model consists of two main components: an image encoder and a caption decoder. The image encoder is a CNN that processes the input image and encodes its visual features into a fixed-length vector representation. This vector is then fed as input to the caption decoder, which is a recurrent neural network (RNN) that generates the caption word-by-word. The caption decoder is conditioned on the image representation and employs a long short-term memory (LSTM) architecture to capture the semantic dependencies between words in the generated sentence. Thus, the purpose of the ResNet50 architecture is to transcribe the input image into a fixed-length vector representation that encapsulates the image’s inherent features. This extracted representation can then form the basis for our LSTM network.

In the adaptation of this model, we diverge from the original paper’s intent to generate image captions by transforming it into a framework that calculates the likelihood of each label being the right descriptor for a given image. Instead of training the model to maximise the likelihood of a target description sentence given an image, our LSTM network operates on the combination of a fixed prompt and a set of unique labels from our dataset to determine the most probable label.

The sequence of words produced by the LSTM aids in the computation of a similarity score between the image features and the LSTM output for all labels. This score is then normalised using the softmax function to acquire a likelihood estimate for each label. In the process of this model development, we have intentionally bypassed the integration of attention mechanisms. Even though the original paper²³ suggested attention as a potential avenue for model enhancement, we made the conscious choice to exclude it in our current framework to allow for a direct comparison between CLIP and a comparable model without attention.

GPT-2 Baseline Score

We use the GPT-2 language model²² to estimate the likelihood of a given target word in a specific context. GPT-2 is a transformer-based generative model, trained to predict the next word in a sequence based on all the previous words. Due to its unidirectional nature and generative abilities, it seemed the most suitable tool for deriving predictability scores based on preceding linguistic information. First, we load the pretrained GPT-2 model and its associated tokenizer, using the Transformers library developed by Hugging Face.⁵² The tokenizer was used to convert our input sequences into a format suitable for the model, namely tokenized tensors. Our input sequences were then passed through the model, generating a sequence of output logits, each corresponding to the predicted likelihoods of each possible next word. These logits were transformed into probabilities using the softmax function. We specifically extracted the probabilities associated with our target words to investigate the likelihood of their occurrence given a certain context.

CLIP Attention Maps

While CLIP processed our stimuli for word prediction, we extracted the attention weights corresponding to each attention head. The CLIP model uses 12 transformer layers, each with 16 attention heads, yielding a total of 192 individual attention maps for each input. For our analysis, we utilised the attention weights of the final transformer layer, which are considered as an approximation of the model’s ‘focus’ or ‘attention’.³⁴ These attention maps were reshaped to match the resolution of the human eye-tracking heatmaps. We generated a two-dimensional ‘attention heatmap’ for each attention head by reshaping the attention weights into a square matrix. Each cell in this matrix represents a region of the input, and its value indicates the amount of attention the model paid to that region. We then averaged the attention heatmaps across all attention heads to create a single attention heatmap for each movie clip, similar to the averaged heatmaps we generated from the human data.

Analyses

Comparison Between CLIP Predictability and Human Predictability

Human and model predictability scores were compared with simple Pearson correlation using the Scipy⁴⁷ package. The human ceiling correlation was determined by comparing 10 random splits of participants against each other and averaging pearson correlations.

Comparison Between CLIP Attention Weighs and Human Eye Tracking

CLIP and human eye tracking data was compared by first calculating the epsilon value (the maximum radius each given cluster could have) for the Density-Based Spatial Clustering of Applications with Noise algorithm⁵³ (DBSCAN) based on the nearest neighbours distance for all heatmaps (model and human) and performed the clustering process on them using the ‘Scikit-learn’ package.⁵⁴ DBSCAN is a popular unsupervised machine learning algorithm primarily used for cluster analysis in data mining and machine learning. Unlike partitioning clustering methods like k-means or hierarchical clustering, DBSCAN does not require the user to specify the number of clusters in advance and can even capture clusters of complex shapes. DBSCAN operates under the concept of density reachability and density connectivity. The algorithm essentially defines a cluster as the maximum set of density-connected points.

Overlap between human and model heatmaps was quantified as Jaccard index, defined by the Jaccard scores of the heatmaps in each group. The Jaccard score, also known as the Jaccard similarity coefficient, is a statistic used in understanding the similarity between finite sample sets. It’s computed as the size of the intersection divided by the size of the union of two sets of numbers. This score is particularly useful in this context because it is a robust way to quantify the overlap between the found attention clusters and thus provides a measure of how similarly our participants and the model are focusing their attention when observing the same stimuli.

Finally, we compared the observed Jaccard index against a null distribution. This distribution was generated in 1000 repetitions, randomly shuffling indices in the model heatmap. Our observed Jaccard index was significantly higher and was far outside this null distribution, suggesting a significant overlap in visuo-spatial attention patterns.

Tool Box

We leverage our findings to present a new tool box that might be useful for researchers trying to understand more about human language comprehension in naturalistic contexts. One issue for this type of research is the collection of human predictability scores for words, which can be time-consuming, costly, and difficult to collect for multimodal contexts. Therefore, having a quick

way of deriving automated predictability scores given multimodal input could be a useful tool for researchers. For example, researchers could use automated predictability scores as a benchmark for their experiments on naturalistic multimodal contexts, making it easier to investigate and quantify complex cognitive processes. It also provides a standardized method that could be applied across different research projects, ensuring replicability and allowing for consistent comparisons between studies. Lastly, the ability to quickly derive these scores could significantly reduce the time and resources needed for data collection, thus accelerating the pace of research in this area. The toolbox will be available upon publication under: <https://github.com/ViktorKewenig/CLIPtoolbox>.

Data Availability

All the data used in this study, as well as the code for data processing, model training, and analysis, can be found in the following Github repository: <https://github.com/ViktorKewenig>.

Contributions

VK: conceived the study, secured funding for the online study, led the online study, wrote all code, conducted data analyses, wrote, and edited the paper. CE: helped lead the online study, edited the paper. QLE: helped lead the online study, edited the paper. RA: helped lead the online study, edited the paper. GV: provided stipends for VK and CE, helped conceptualise the study, edited the paper. JIS: helped conceptualise the study, edited the paper.

References

- [1] Kyle Mahowald, Anna A. Ivanova, Idan A. Blank, Nancy Kanwisher, Joshua B. Tenenbaum, and Evelina Fedorenko. Dissociating language and thought in large language models: a cognitive perspective. URL <http://arxiv.org/abs/2301.06627>.
- [2] Yulong Liu, Yongqiang Ma, Wei Zhou, Guibo Zhu, and Nanning Zheng. BrainCLIP: Bridging brain and visual-linguistic representation via CLIP for generic natural visual stimulus decoding from fMRI. URL <http://arxiv.org/abs/2302.12971>.
- [3] Li Zhang, Sixiao Zheng, Jiachen Lu, Xinxuan Zhao, Xiatian Zhu, Yanwei Fu, Tao Xiang, and Jianfeng Feng. Visual representation learning with transformer: A sequence-to-sequence perspective. URL <http://arxiv.org/abs/2207.09339>.
- [4] Carina Kauf, Anna A. Ivanova, Giulia Rambelli, Emmanuele Chersoni, Jingyuan S. She, Zawad Chowdhury, Evelina Fedorenko, and Alessandro Lenci. Event knowledge in large language models: the gap between the impossible and the unlikely. URL <http://arxiv.org/abs/2212.01488>.
- [5] Ariel Goldstein, Zaid Zada, Eliav Buchnik, Mariano Schain, Amy Price, Bobbi Aubrey, Samuel A. Nastase, Amir Feder, Dotan Emanuel, Alon Cohen, Aren Jansen, Harshvardhan Gazula, Gina Choe, Aditi Rao, Catherine Kim, Colton Casto, Lora Fanda, Werner Doyle, Daniel Friedman, Patricia Dugan, Lucia Melloni, Roi Reichart, Sasha Devore, Adeen Flinker, Liat Hasenfratz, Omer Levy, Avinatan Hassidim, Michael Brenner, Yossi Matias, Kenneth A. Norman, Orrin Devinsky, and Uri Hasson. Shared computational principles for language processing in humans and deep language models. 25(3):369–380. ISSN 1546-1726. doi: 10.1038/s41593-022-01026-4. URL <https://www.nature.com/articles/s41593-022-01026-4>. Number: 3 Publisher: Nature Publishing Group.

- [6] Alec Radford, Karthik Narasimhan, Tim Salimans, and Ilya Sutskever. Improving language understanding by generative pre-training. .
- [7] Gabriella Vigliocco, Pamela Perniss, and David Vinson. Language as a multimodal phenomenon: implications for language learning, processing and evolution. 369(1651):20130292. doi: 10.1098/rstb.2013.0292. URL <https://royalsocietypublishing.org/doi/full/10.1098/rstb.2013.0292>. Publisher: Royal Society.
- [8] Martin J. Pickering and Chiara Gambi. Predicting while comprehending language: A theory and review. 144(10):1002–1044. ISSN 0033-2909. doi: 10.1037/bul0000158. URL <https://www.research.ed.ac.uk/en/publications/predicting-while-comprehending-language-a-theory-and-review>. Publisher: American Psychological Association Inc.
- [9] Jeremy I. Skipper. The NOLB model: a model of the natural organization of language and the brain. pages 101–134. Cambridge University Press. ISBN 978-1-107-32366-7. doi: 10.1017/CBO9781107323667.006. URL https://www.cambridge.org/core/product/identifier/9781107323667%23c04201-929/type/book_part. Book Title: Cognitive Neuroscience of Natural Language Use.
- [10] Falk Huettig, Joost Rommers, and Antje S. Meyer. Using the visual world paradigm to study language processing: a review and critical evaluation. 137(2):151–171. ISSN 1873-6297. doi: 10.1016/j.actpsy.2010.11.003.
- [11] Gina R. Kuperberg and T. Florian Jaeger. What do we mean by prediction in language comprehension? 31(1):32–59. ISSN 2327-3798. doi: 10.1080/23273798.2015.1102299.
- [12] Alec Radford, Jong Wook Kim, Chris Hallacy, Aditya Ramesh, Gabriel Goh, Sandhini Agarwal, Girish Sastry, Amanda Askell, Pamela Mishkin, Jack Clark, Gretchen Krueger, and Ilya Sutskever. Learning transferable visual models from natural language supervision, . URL <http://arxiv.org/abs/2103.00020>.
- [13] Michael K. Tanenhaus, Michael J. Spivey-Knowlton, Kathleen M. Eberhard, and Julie C. Sedivy. Integration of visual and linguistic information in spoken language comprehension. 268(5217):1632–1634. doi: 10.1126/science.7777863. URL <https://www.science.org/doi/10.1126/science.7777863>. Publisher: American Association for the Advancement of Science.
- [14] Gerry T. M. Altmann and Yuki Kamide. Incremental interpretation at verbs: Restricting the domain of subsequent reference. 73(3):247–264. ISSN 1873-7838. doi: 10.1016/S0010-0277(99)00059-1. Place: Netherlands Publisher: Elsevier Science.
- [15] Yuki Kamide, Christoph Scheepers, and Gerry T. M. Altmann. Integration of syntactic and semantic information in predictive processing: Cross-linguistic evidence from german and english. 32(1):37–55. ISSN 1573-6555. doi: 10.1023/A:1021933015362. URL <https://doi.org/10.1023/A:1021933015362>.
- [16] Anuette Kukona, Gerry T. M. Altmann, and Yuki Kamide. Knowing what, where, and when: Event comprehension in language processing. 133(1):25–31. ISSN 0010-0277. doi: 10.1016/j.cognition.2014.05.011. URL <https://www.sciencedirect.com/science/article/pii/S0010027714001000>.
- [17] Joost Rommers, Antje S. Meyer, and Falk Huettig. Verbal and nonverbal predictors of language-mediated anticipatory eye movements. 77(3):720–730. ISSN 1943-393X. doi: 10.3758/s13414-015-0873-x. URL <https://doi.org/10.3758/s13414-015-0873-x>.

- [18] Ashish Vaswani, Noam Shazeer, Niki Parmar, Jakob Uszkoreit, Llion Jones, Aidan N Gomez, Łukasz Kaiser, and Illia Polosukhin. Attention is all you need. In *Advances in Neural Information Processing Systems*, volume 30. Curran Associates, Inc. URL <https://papers.nips.cc/paper/2017/hash/3f5ee243547dee91fbd053c1c4a845aa-Abstract.html>.
- [19] Sofia Serrano and Noah A. Smith. Is attention interpretable? URL <http://arxiv.org/abs/1906.03731>.
- [20] Jillian Da Costa and Rui Chaves. Assessing the ability of transformer-based neural models to represent structurally unbounded dependencies. In *Proceedings of the Society for Computation in Linguistics 2020*, pages 12–21. Association for Computational Linguistics. URL <https://aclanthology.org/2020.scil-1.2>.
- [21] Yi Tay, Dara Bahri, Donald Metzler, Da-Cheng Juan, Zhe Zhao, and Che Zheng. Synthesizer: Rethinking self-attention in transformer models. URL <http://arxiv.org/abs/2005.00743>.
- [22] Alec Radford, Jeffrey Wu, Rewon Child, David Luan, Dario Amodei, and Ilya Sutskever. Language models are unsupervised multitask learners. .
- [23] [1411.4555] show and tell: A neural image caption generator, . URL <https://arxiv.org/abs/1411.4555>.
- [24] Aarohi Srivastava, Abhinav Rastogi, Abhishek Rao, Abu Awal Md Shoeb, Abubakar Abid, Adam Fisch, Adam R. Brown, Adam Santoro, Aditya Gupta, Adrià Garriga-Alonso, Agnieszka Kluska, Aitor Lewkowycz, Akshat Agarwal, Alethea Power, Alex Ray, Alex Warstadt, Alexander W. Kocurek, Ali Safaya, Ali Tazarv, Alice Xiang, Alicia Parrish, Allen Nie, Aman Hussain, Amanda Askell, Amanda Dsouza, Ambrose Slone, Ameet Rahane, Anantharaman S. Iyer, Anders Andreassen, Andrea Madotto, Andrea Santilli, Andreas Stuhlmüller, Andrew Dai, Andrew La, Andrew Lampinen, Andy Zou, Angela Jiang, Angelica Chen, Anh Vuong, Animesh Gupta, Anna Gottardi, Antonio Norelli, Anu Venkatesh, Arash Gholamidavoodi, Arfa Tabassum, Arul Menezes, Arun Kirubakaran, Asher Mullokandov, Ashish Sabharwal, Austin Herrick, Avia Efrat, Aykut Erdem, Ayla Karakaş, B. Ryan Roberts, Bao Sheng Loe, Barret Zoph, Bartłomiej Bojanowski, Batuhan Özyurt, Behnam Hedayatnia, Behnam Neyshabur, Benjamin Inden, Benno Stein, Berk Ekmekci, Bill Yuchen Lin, Blake Howald, Cameron Diao, Cameron Dour, Catherine Stinson, Cedrick Argueta, César Ferri Ramírez, Chandan Singh, Charles Rathkopf, Chenlin Meng, Chitta Baral, Chiyu Wu, Chris Callison-Burch, Chris Waites, Christian Voigt, Christopher D. Manning, Christopher Potts, Cindy Ramirez, Clara E. Rivera, Clemencia Siro, Colin Raffel, Courtney Ashcraft, Cristina Garbacea, Damien Sileo, Dan Garrette, Dan Hendrycks, Dan Kilman, Dan Roth, Daniel Freeman, Daniel Khashabi, Daniel Levy, Daniel Moseguí González, Danielle Perszyk, Danny Hernandez, Danqi Chen, Daphne Ippolito, Dar Gilboa, David Dohan, David Drakard, David Jurgens, Debajyoti Datta, Deep Ganguli, Denis Emelin, Denis Kleyko, Deniz Yuret, Derek Chen, Derek Tam, Dieuwke Hupkes, Diganta Misra, Dilyar Buzan, Dimitri Coelho Mollo, Diyi Yang, Dong-Ho Lee, Ekaterina Shutova, Ekin Dogus Cubuk, Elad Segal, Eleanor Hagerman, Elizabeth Barnes, Elizabeth Donoway, Ellie Pavlick, Emanuele Rodola, Emma Lam, Eric Chu, Eric Tang, Erkut Erdem, Ernie Chang, Ethan A. Chi, Ethan Dyer, Ethan Jerzak, Ethan Kim, Eunice Engefu Manyasi, Evgenii Zheltonozhskii, Fanyue Xia, Fatemeh Siar, Fernando Martínez-Plumed, Francesca Happé, Francois Chollet, Frieda Rong, Gaurav Mishra, Genta Indra Winata, Gerard de Melo, Germán Kruszewski, Giambattista Parascandolo, Giorgio Mariani, Gloria Wang, Gonzalo Jaimovitch-López, Gregor Betz, Guy Gur-Ari, Hana Galijasevic, Hannah Kim, Hannah Rashkin, Hannaneh Hajishirzi, Harsh Mehta, Hayden Bogar, Henry Shevlin, Hinrich Schütze, Hiromu Yakura, Hongming Zhang, Hugh Mee Wong, Ian Ng, Isaac Noble, Jaap Jumelet, Jack Geissinger, Jackson Kernion, Jacob Hilton, Jaehoon Lee,

Jaime Fernández Fisac, James B. Simon, James Koppel, James Zheng, James Zou, Jan Kocoń, Jana Thompson, Jared Kaplan, Jarema Radom, Jascha Sohl-Dickstein, Jason Phang, Jason Wei, Jason Yosinski, Jekaterina Novikova, Jelle Bosscher, Jennifer Marsh, Jeremy Kim, Jeroen Taal, Jesse Engel, Jesujoba Alabi, Jiacheng Xu, Jiaming Song, Jillian Tang, Joan Waweru, John Burden, John Miller, John U. Balis, Jonathan Berant, Jörg Frohberg, Jos Rozen, Jose Hernandez-Orallo, Joseph Boudeman, Joseph Jones, Joshua B. Tenenbaum, Joshua S. Rule, Joyce Chua, Kamil Kanclerz, Karen Livescu, Karl Krauth, Karthik Gopalakrishnan, Katerina Ignatyeva, Katja Markert, Kaustubh D. Dhole, Kevin Gimpel, Kevin Omondi, Kory Mathewson, Kristen Chiafullo, Ksenia Shkaruta, Kumar Shridhar, Kyle McDonell, Kyle Richardson, Laria Reynolds, Leo Gao, Li Zhang, Liam Dugan, Lianhui Qin, Lidia Contreras-Ochando, Louis-Philippe Morency, Luca Moschella, Lucas Lam, Lucy Noble, Ludwig Schmidt, Luheng He, Luis Oliveros Colón, Luke Metz, Lütfi Kerem Şenel, Maarten Bosma, Maarten Sap, Maartje ter Hoeve, Maheen Farooqi, Manaal Faruqui, Mantas Mazeika, Marco Baturan, Marco Marelli, Marco Maru, Maria Jose Ramírez Quintana, Marie Tolkiehn, Mario Giulianelli, Martha Lewis, Martin Potthast, Matthew L. Leavitt, Matthias Hagen, Mátyás Schubert, Medina Orduna Baitemirova, Melody Arnaud, Melvin McElrath, Michael A. Yee, Michael Cohen, Michael Gu, Michael Ivanitskiy, Michael Starritt, Michael Strube, Michał Śwędrowski, Michele Bevilacqua, Michihiro Yasunaga, Mihir Kale, Mike Cain, Mimeo Xu, Mirac Suzgun, Mo Tiwari, Mohit Bansal, Moin Aminnaseri, Mor Geva, Mozhdah Gheini, Mukund Varma T, Nanyun Peng, Nathan Chi, Nayeon Lee, Neta Gur-Ari Krakover, Nicholas Cameron, Nicholas Roberts, Nick Doiron, Nikita Nangia, Niklas Deckers, Niklas Muennighoff, Nitish Shirish Keskar, Niveditha S. Iyer, Noah Constant, Noah Fiedel, Nuan Wen, Oliver Zhang, Omar Agha, Omar Elbaghdadi, Omer Levy, Owain Evans, Pablo Antonio Moreno Casares, Parth Doshi, Pascale Fung, Paul Pu Liang, Paul Vicol, Pegah Alipoormolabashi, Peiyuan Liao, Percy Liang, Peter Chang, Peter Eckersley, Phu Mon Htut, Pinyu Hwang, Piotr Miłkowski, Piyush Patil, Pouya Pezeshkpour, Priti Oli, Qiaozhu Mei, Qing Lyu, Qinlang Chen, Rabin Banjade, Rachel Etta Rudolph, Raefer Gabriel, Rahel Habacker, Ramón Risco Delgado, Raphaël Millière, Rhythm Garg, Richard Barnes, Rif A. Saurous, Riku Arakawa, Robbe Raymaekers, Robert Frank, Rohan Sikand, Roman Novak, Roman Sitelew, Ronan Le Bras, Rosanne Liu, Rowan Jacobs, Rui Zhang, Ruslan Salakhutdinov, Ryan Chi, Ryan Lee, Ryan Stovall, Ryan Teehan, Rylan Yang, Sahib Singh, Saif M. Mohammad, Sajant Anand, Sam Dillavou, Sam Shleifer, Sam Wiseman, Samuel Gruetter, Samuel R. Bowman, Samuel S. Schoenholz, Sanghyun Han, Sanjeev Kwatra, Sarah A. Rous, Sarik Ghazarian, Sayan Ghosh, Sean Casey, Sebastian Bischoff, Sebastian Gehrmann, Sebastian Schuster, Sepideh Sadeghi, Shadi Hamdan, Sharon Zhou, Shashank Srivastava, Sherry Shi, Shikhar Singh, Shima Asadi, Shixiang Shane Gu, Shubh Pachchigar, Shubham Toshniwal, Shyam Upadhyay, Shyamolima, Debnath, Siamak Shakeri, Simon Thormeyer, Simone Melzi, Siva Reddy, Sneha Priscilla Makini, Soo-Hwan Lee, Spencer Torene, Sriharsha Hatwar, Stanislas Dehaene, Stefan Divic, Stefano Ermon, Stella Biderman, Stephanie Lin, Stephen Prasad, Steven T. Piantadosi, Stuart M. Shieber, Summer Mishnerghi, Svetlana Kiritchenko, Swaroop Mishra, Tal Linzen, Tal Schuster, Tao Li, Tao Yu, Tariq Ali, Tatsu Hashimoto, Te-Lin Wu, Théo Desbordes, Theodore Rothschild, Thomas Phan, Tianle Wang, Tiberius Nkinyili, Timo Schick, Timofei Kornev, Timothy Telleen-Lawton, Titus Tunduny, Tobias Gerstenberg, Trenton Chang, Trishala Neeraj, Tushar Khot, Tyler Shultz, Uri Shaham, Vedant Misra, Vera Demberg, Victoria Nyamai, Vikas Raunak, Vinay Ramasesh, Vinay Uday Prabhu, Vishakh Padmakumar, Vivek Srikumar, William Fedus, William Saunders, William Zhang, Wout Vossen, Xiang Ren, Xiaoyu Tong, Xinran Zhao, Xinyi Wu, Xudong Shen, Yadollah Yaghoobzadeh, Yair Lakretz, Yangqiu Song, Yasaman Bahri, Yejin Choi, Yichi Yang, Yiding Hao, Yifu Chen, Yonatan Belinkov, Yu Hou, Yufang Hou, Yuntao Bai, Zachary Seid, Zhuoye Zhao, Zijian Wang, Zijie J. Wang, Zirui Wang, and Ziyi Wu. Beyond the imitation game: Quantifying and extrapolating

- the capabilities of language models. URL <http://arxiv.org/abs/2206.04615>. Number: arXiv:2206.04615.
- [25] Alessandro Lenci. Understanding natural language understanding systems. a critical analysis. URL <http://arxiv.org/abs/2303.04229>.
 - [26] Marc Andreessen. Why AI will save the world. URL <https://a16z.com/2023/06/06/ai-will-save-the-world/>.
 - [27] David J. Chalmers. Could a large language model be conscious? URL <http://arxiv.org/abs/2303.07103>.
 - [28] Noam Chomsky, Ian Roberts, and Jeffrey Watumull. Opinion | noam chomsky: The false promise of ChatGPT. ISSN 0362-4331. URL <https://www.nytimes.com/2023/03/08/opinion/noam-chomsky-chatgpt-ai.html>.
 - [29] Gary Marcus, Evelina Leivada, and Elliot Murphy. A sentence is worth a thousand pictures: Can large language models understand human language? URL <http://arxiv.org/abs/2308.00109>.
 - [30] OpenAI. GPT-4 technical report. URL <http://arxiv.org/abs/2303.08774>.
 - [31] Large language models: A new moore’s law?, . URL <https://huggingface.co/blog/large-language-models>.
 - [32] Evelien Heyselaar, David Peeters, and Peter Hagoort. Do we predict upcoming speech content in naturalistic environments? 36:1–22. doi: 10.1080/23273798.2020.1859568.
 - [33] Chris Varano. Interpreting self-attention weights.
 - [34] Danlei Chen and J. Benjamin Hutchinson. What is memory-guided attention? how past experiences shape selective visuospatial attention in the present. 41:185–212. ISSN 1866-3370. doi: 10.1007/7854_2018_76.
 - [35] Yuhong V. Jiang. Habitual versus goal-driven attention. 102:107–120. ISSN 0010-9452. doi: 10.1016/j.cortex.2017.06.018. URL <https://www.ncbi.nlm.nih.gov/pmc/articles/PMC5754262/>.
 - [36] Nazanin Derakshan and Michael W. Eysenck. Introduction to the special issue: Emotional states, attention, and working memory. doi: 10.1080/02699930903412120. URL <https://www.tandfonline.com/doi/full/10.1080/02699930903412120>. Publisher: Taylor & Francis Group.
 - [37] Anna C. Nobre and Freek van Ede. Anticipated moments: temporal structure in attention. 19(1):34–48. ISSN 1471-0048. doi: 10.1038/nrn.2017.141. URL <https://www.nature.com/articles/nrn.2017.141>. Number: 1 Publisher: Nature Publishing Group.
 - [38] Laura Busse, Kenneth C. Roberts, Roy E. Crist, Daniel H. Weissman, and Marty G. Woldorff. The spread of attention across modalities and space in a multisensory object. 102(51):18751–18756. doi: 10.1073/pnas.0507704102. URL <https://www.pnas.org/doi/10.1073/pnas.0507704102>. Publisher: Proceedings of the National Academy of Sciences.
 - [39] Uri Hasson, Samuel A. Nastase, and Ariel Goldstein. Direct fit to nature: An evolutionary perspective on biological and artificial neural networks. 105(3):416–434. ISSN 0896-6273. doi: 10.1016/j.neuron.2019.12.002. URL <https://www.sciencedirect.com/science/article/pii/S089662731931044X>.

- [40] Charlotte Caucheteux and Jean-Rémi King. Brains and algorithms partially converge in natural language processing. 5(1):1–10. ISSN 2399-3642. doi: 10.1038/s42003-022-03036-1. URL <https://www.nature.com/articles/s42003-022-03036-1>. Number: 1 Publisher: Nature Publishing Group.
- [41] Yufei Wang, Wanjun Zhong, Liangyou Li, Fei Mi, Xingshan Zeng, Wenyong Huang, Lifeng Shang, Xin Jiang, and Qun Liu. Aligning large language models with human: A survey. URL <http://arxiv.org/abs/2307.12966>.
- [42] Tyna Eloundou, Sam Manning, Pamela Mishkin, and Daniel Rock. GPTs are GPTs: An early look at the labor market impact potential of large language models. URL <http://arxiv.org/abs/2303.10130>.
- [43] Stefan Palan and Christian Schitter. Prolific.ac—a subject pool for online experiments. 17:22–27. ISSN 2214-6350. URL https://econpapers.repec.org/article/eeeeexfi/v_3a17_3ay_3a2018_3ai_3ac_3ap_3a22-27.htm. Publisher: Elsevier.
- [44] Jacob Devlin, Ming-Wei Chang, Kenton Lee, and Kristina Toutanova. BERT: Pre-training of deep bidirectional transformers for language understanding. URL <http://arxiv.org/abs/1810.04805>. type: article.
- [45] Alexander L. Anwyl-Irvine, Jessica Massonnié, Adam Flitton, Natasha Kirkham, and Jo K. Evershed. Gorilla in our midst: An online behavioral experiment builder. 52(1):388–407. ISSN 1554-3528. doi: 10.3758/s13428-019-01237-x. Place: Germany Publisher: Springer.
- [46] Charles R. Harris, K. Jarrod Millman, Stéfan J. van der Walt, Ralf Gommers, Pauli Virtanen, David Cournapeau, Eric Wieser, Julian Taylor, Sebastian Berg, Nathaniel J. Smith, Robert Kern, Matti Picus, Stephan Hoyer, Marten H. van Kerkwijk, Matthew Brett, Allan Haldane, Jaime Fernández del Río, Mark Wiebe, Pearu Peterson, Pierre Gérard-Marchant, Kevin Sheppard, Tyler Reddy, Warren Weckesser, Hameer Abbasi, Christoph Gohlke, and Travis E. Oliphant. Array programming with NumPy. 585(7825):357–362. ISSN 1476-4687. doi: 10.1038/s41586-020-2649-2. URL <https://www.nature.com/articles/s41586-020-2649-2>. Number: 7825 Publisher: Nature Publishing Group.
- [47] Pauli Virtanen, Ralf Gommers, Travis E. Oliphant, Matt Haberland, Tyler Reddy, David Cournapeau, Evgeni Burovski, Pearu Peterson, Warren Weckesser, Jonathan Bright, Stéfan J. van der Walt, Matthew Brett, Joshua Wilson, K. Jarrod Millman, Nikolay Mayorov, Andrew R. J. Nelson, Eric Jones, Robert Kern, Eric Larson, C. J. Carey, İlhan Polat, Yu Feng, Eric W. Moore, Jake VanderPlas, Denis Laxalde, Josef Perktold, Robert Cimrman, Ian Henriksen, E. A. Quintero, Charles R. Harris, Anne M. Archibald, Antônio H. Ribeiro, Fabian Pedregosa, and Paul van Mulbregt. SciPy 1.0: fundamental algorithms for scientific computing in python. 17(3):261–272. ISSN 1548-7105. doi: 10.1038/s41592-019-0686-2. URL <https://www.nature.com/articles/s41592-019-0686-2>. Number: 3 Publisher: Nature Publishing Group.
- [48] pandas - python data analysis library, . URL <https://pandas.pydata.org/>.
- [49] Adam Paszke, Sam Gross, Francisco Massa, Adam Lerer, James Bradbury, Gregory Chanan, Trevor Killeen, Zeming Lin, Natalia Gimelshein, Luca Antiga, Alban Desmaison, Andreas Kopf, Edward Yang, Zachary DeVito, Martin Raison, Alykhan Tejani, Sasank Chilamkurthy, Benoit Steiner, Lu Fang, Junjie Bai, and Soumith Chintala. PyTorch: An imperative style, high-performance deep learning library. In *Advances in Neural Information Processing Systems*, volume 32. Curran Associates, Inc. URL https://papers.nips.cc/paper_files/paper/2019/hash/bdbca288fee7f92f2bfa9f7012727740-Abstract.html.

- [50] openai/clip-vit-base-patch32 · hugging face, . URL <https://huggingface.co/openai/clip-vit-base-patch32>.
- [51] [1512.03385] deep residual learning for image recognition, . URL <https://arxiv.org/abs/1512.03385>.
- [52] Thomas Wolf, Lysandre Debut, Victor Sanh, Julien Chaumond, Clement Delangue, Anthony Moi, Perric Cistac, Clara Ma, Yacine Jernite, Julien Plu, Canwen Xu, Teven Le Scao, Sylvain Gugger, Mariama Drame, Quentin Lhoest, and Alexander M. Rush. Transformers: State-of-the-art natural language processing. URL <https://www.aclweb.org/anthology/2020.emnlp-demos.6>. Pages: 38–45 original-date: 2018-10-29T13:56:00Z.
- [53] Martin Ester, Hans-Peter Kriegel, Jörg Sander, and Xiaowei Xu. A density-based algorithm for discovering clusters in large spatial databases with noise.
- [54] Fabian Pedregosa, Gael Varoquaux, Alexandre Gramfort, Vincent Michel, Bertrand Thirion, Olivier Grisel, Mathieu Blondel, Peter Prettenhofer, Ron Weiss, Vincent Dubourg, Jake Vanderplas, Alexandre Passos, and David Cournapeau. Scikit-learn: Machine learning in python.