

# Large Language Models for Telecom: Forthcoming Impact on the Industry

Ali Maatouk\*, Nicola Piovesan\*, Fadhel Ayed\*, Antonio De Domenico\*, and Merouane Debbah†

\*Paris Research Center, Huawei Technologies, Boulogne-Billancourt, France

†Khalifa University of Science and Technology, Abu Dhabi, UAE

**Abstract**—Large Language Models (LLMs) have emerged as a transformative force, revolutionizing numerous fields well beyond the conventional domain of Natural Language Processing (NLP) and garnering unprecedented attention. As LLM technology continues to progress, the telecom industry is facing the prospect of its potential impact on its landscape. To elucidate these implications, we delve into the inner workings of LLMs, providing insights into their current capabilities and limitations. We also examine the use cases that can be readily implemented in the telecom industry, streamlining numerous tasks that currently hinder operational efficiency and demand significant manpower and engineering expertise. Furthermore, we uncover essential research directions that deal with the distinctive challenges of utilizing the LLMs within the telecom domain. Addressing these challenges represents a significant stride towards fully harnessing the potential of LLMs and unlocking their capabilities to the fullest extent within the telecom domain.

## I. INTRODUCTION

Large Language Models (LLMs) have revolutionized the field of Natural Language Processing (NLP) and Artificial Intelligence (AI), propelling text generation, comprehension, and interaction to unprecedented levels of sophistication. The history of LLMs can be traced back to the early developments in Machine Learning (ML) and NLP, which encompassed the emergence of statistical language models and the advancements in neural networks. However, it was the breakthroughs in Deep Learning (DL), specifically the rise of transformer architectures [1], which paved the way for the development of language models capable of processing and generating vast amounts of text. Among the notable advancements in this domain, OpenAI’s Generative Pre-trained Transformer (GPT) series has garnered significant attention [2]. Specifically, these models have surpassed earlier language models in terms of scale and capability, empowering human-like language understanding and generation.

The profound language understanding capabilities of LLMs have led to their impact being witnessed across diverse domains, surpassing traditional NLP applications like machine translation and sentiment analysis. In fact, through domain-specific data, these models can be effectively adapted to excel in tasks related to that particular domain. For instance, in medicine, LLMs may play a crucial role in encoding clinical knowledge and supporting medical decision-making processes [3]. Similarly, researchers in finance have investigated how LLMs can provide valuable insights into market trends and assist in risk analysis [4].

Although LLMs have already demonstrated their potential in various fields, their application in the telecom industry has been relatively scarce. However, this situation is gradually changing as more researchers are beginning to explore the capabilities of LLMs in this domain. For instance, in a recent study, a Bidirectional Encoder Representations from Transformers (BERT)-like language model was specifically adapted to the telecom domain [5] to test its ability to answer a small, manually curated dataset of telecom questions and answers. In another work, LLMs such as BERT and GPT-2 were leveraged to classify working groups within the Third Generation Partnership Project (3GPP) based on analysis of technical specifications [6]. Moreover, the potential of LLMs in facilitating complex Field-Programmable Gate Array (FPGA) development within wireless systems was highlighted in [7]. Additionally, the authors in [8] provided a vision of a future where LLMs, along with multi-modal data, can significantly contribute to the development of Radio Access Network (RAN) technologies such as beamforming and localization. In this future, by combining different data types like text and visuals, LLMs can potentially assist in optimizing and improving RAN functionalities.

In light of these potential applications, a fundamental question arises regarding the immediate and future impact of LLMs on the telecom industry. In this article, we aim to answer this question by providing a general view of LLMs and their impeding influence on the industry. Our objective is to demystify their current abilities, highlight their existing limitations, and showcase several use cases in the telecom industry where they can provide substantial assistance today. Additionally, we highlight the telecom data within the industry that can be harnessed to leverage the capabilities of LLMs. Moreover, we shed light on the technical difficulties that arise in implementing these use cases and outline the research directions that need to be pursued to fully harness the potential of LLMs.

## II. DEMYSTIFYING LLMs

To explore the potential of LLMs in the telecom industry and grasp their forthcoming impact, it is essential to begin by gaining a comprehensive understanding of their intrinsic behavior. To do so, we delve into the intricacies of LLMs architecture and training, exploring their capabilities as well as their limitations.

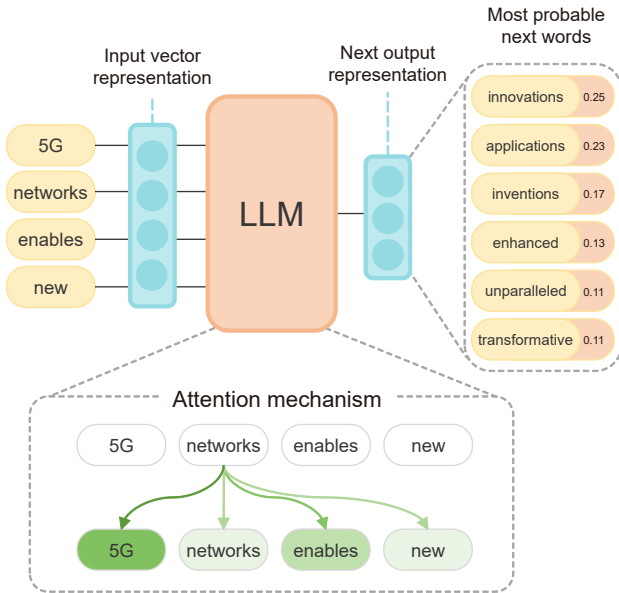


Figure 1: A high-level overview of LLMs. Each input token is transformed into a vector and fed into the LLM. The model predicts the most likely succeeding words for the sentence (top figure). The attention mechanism enables each word to prioritize and focus on other words within the sequence using attention scores (bottom figure).

### A. Fundamentals of LLMs

LLMs are DL models with the ability to process information and demonstrate human-like text generation capabilities. Typically, LLMs utilize transformer-based architectures, with the core element of self-attention playing a pivotal role in their abilities [1]. In self-attention, each word in an input sequence attends to all the other words, calculating attention scores that signify the importance of each word relative to the others. This mechanism allows the language model to effectively capture long-range dependencies and grasp the contextual usage of each word. In Fig 1, a high-level illustration of an LLM is presented, along with the accompanying self-attention mechanism. Another essential component in the transformer architecture is multi-head attention, which expands upon the concept of self-attention. Often, a sequence element needs to attend to multiple distinct aspects, and relying on a single attention mechanism alone is inadequate to accomplish this objective. The multi-head attention provides the necessary flexibility by enabling the model to attend to different aspects of the input, capturing diverse patterns and dependencies within the input sequence. This capability allows the model to learn complex interactions between words and comprehensively understand the input.

Given this model-architecture, LLMs undergo extensive pretraining on vast amounts of text data to acquire an understanding of the statistical properties inherent in the language at hand. This process involves adapting the weights that constitute the fundamental components of the model, such as the attention blocks. During the pretraining phase, the models immerse themselves in diverse and extensive linguistic information by often crawling the internet. The primary goal of this pretraining is to enable the model to predict the next word in a sentence based on the preceding words. To

achieve this, various techniques are employed, such as masked language modeling [5]. In this approach, random words in a sentence are deliberately concealed, and the model is required to predict the missing words. Through this process, the model learns to capture both syntactic and semantic relationships, thereby enhancing its grasp of contextual nuances. Due to the wide range of corpora used during training and the large number of model parameters involved, LLMs can develop a comprehensive understanding of grammar, reasoning abilities, and even comprehend highly intricate language structures.

Although the pretrained LLM model has a comprehensive and multidisciplinary understanding of the statistical properties within the language it models, it needs specific domain knowledge to be applied to industrial processes. To achieve this, the pretrained LLM’s parameters, including attention blocks, are fine-tuned using domain-specific datasets and similar training techniques employed during the pretraining phase. Through this procedure, referred to as knowledge fine-tuning, the LLM can adapt the learned representations, referred to as embeddings, from the pretraining phase to better align with the intricacies of the specific domain.

### B. LLMs Functionalities

Expanding upon the foundational concepts presented in the previous section, the LLM’s core potentials truly shine through its capacity to grasp intricate linguistic relationships among words during the training phase. This profound understanding of language empowers the model to offer functionalities, which we have categorized as follows:

1) *Semantics Abilities*: After the training phase, the LLM acquires an innate understanding of word meanings, sentence structure, and contextual nuances. This comprehension, represented in the form of embeddings, can be broad and interdisciplinary, or it can be specialized when the model’s knowledge is fine-tuned for the domain at hand. These learned representations can then be utilized to accomplish a particular task, such as classification problems. To achieve the desired goal, the model’s weights (or a subset of them) can be updated using a task-specific dataset tailored to the application at hand. In some instances of this task-related fine-tuning, modifying the LLM’s architecture may also be necessary. For instance, task-specific layers can be incorporated into the model [6].

2) *Generative Abilities*: Given their acquired knowledge and learned patterns, the LLMs can also generate new coherent and contextually relevant text based on prompts or specific instructions. This is typically achieved through an autoregressive approach, wherein the text is generated word by word, taking into account the preceding words. The generative capacities of LLMs present a multitude of opportunities. Notably, they can be trained on extensive code repositories and documentation, enabling them to develop a profound understanding of programming languages. Moreover, by leveraging their learned statistical patterns, LLMs possess reasoning abilities that allow them to analyze and comprehend complex information, identify patterns, and draw logical conclusions from input data. This empowers them to act not only as passive language processors but also as interactive agents

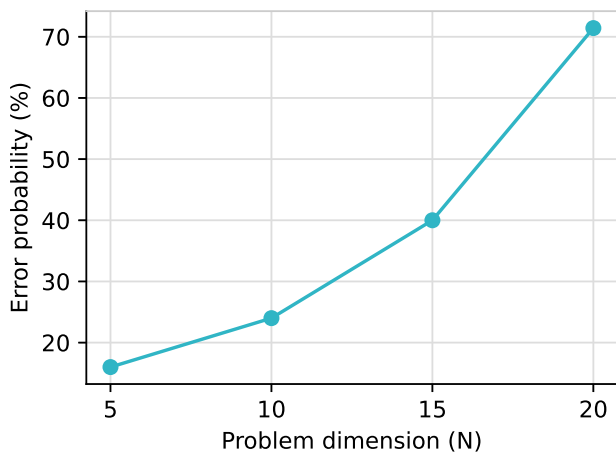


Figure 2: An illustration of an LLM output inconsistency. GPT-3.5 was provided a vector reporting the strengths of  $N$  beams. It was tasked with selecting the beam with the highest strength, while explicitly instructed to avoid a particular beam, which was always chosen to be the strongest.

and co-pilots for engineers, significantly amplifying work productivity. Moreover, the contributions of LLMs go beyond mere assistance, as they actively contribute to work efficiency by reducing development time and minimizing human errors.

### C. LLMs Limitations

Given the inherent structure and functionalities of LLMs, certain limitations become apparent. It is crucial to shed light on these shortcomings in order to effectively utilize and interpret content generated by LLMs. The following are noteworthy flaws associated with them:

1) *Hallucinations and Fabrications*: One of the key concerns with LLMs is their tendency to generate hallucinations or fabrications. These models rely on statistical patterns and associations learned from vast amounts of text data during training. Consequently, they may produce responses that abide to these patterns, but are factually incorrect or nonexistent [9].

2) *Limited Explainability*: The complex architecture and massive number of parameters in these models render it difficult to trace the decision-making process. In fact, LLMs lack transparency in terms of the specific features or patterns they rely on to generate responses. This opacity hinders the ability to understand why a particular answer or response was chosen over others. This limited explainability of LLMs raises concerns, especially in domains where transparency and accountability are crucial.

3) *Computational Complexity*: LLMs may consist of millions or even billions of parameters, making them resource-intensive to train and deploy. Even after training, running inference with LLMs can be computationally demanding. Generating responses with these models involves complex computations across multiple layers, which can strain computational resources, especially for real-time applications.

4) *Sensitivity to Updates*: LLMs display a notable sensitivity to adjustments in their parameters, leading to unforeseen variations in outputs and behaviors when changes are made

```
Troubleshooting_Ticket.JSON =
{
  'BS_ID': 'B01'
  'Alarm_ID': 'RAN_Site01_LTE_RF_VSWR'
  'Alarm Characteristics': 'BS_Type:BTS5900,
Board_Type=MRRU,
Affected_RAT=GL,
VSWR_Alarm_Threshold(0.1)=14,
VSWR(0.1)=14,
Output_Power(0.1 dBm)=432'
  'Alarm Time': '4/6/2023 2:10:04 PM'
  'Dispatch Time': '4/6/2023 3:48:36 PM'
  'Resolution Time': '4/6/2023 4:36:14 PM'
  'Diagnose Summary': 'RF Unit Voltage Standing Wave
Ratio threshold crossed due to the
feeder being bent or damaged'
}
```

Figure 3: An example of a network anomaly troubleshooting ticket. Information related to the anomaly is automatically generated by the system (highlighted in blue). Input regarding the dispatch and the resolution of the anomaly is provided by the engineer (highlighted in orange).

to the model's weights. A compelling illustration of this phenomenon can be found in [10], where the authors showcased how the performance and behavior of both GPT-3.5 and GPT-4 underwent dramatic shifts over time. For instance, in March 2023, GPT-4 excelled at identifying prime numbers, but by June 2023, it faltered significantly in handling the same questions. This inconsistency serves as a clear illustration of the susceptibility of LLMs to updates and alterations introduced to the model.

5) *Output Inconsistency*: The inconsistency problem in LLMs is a phenomenon that arises when the output generated by the model fails to fully align with the user's intent or the desired task, even when the prompt explicitly specifies the required output [11]. This limitation is illustrated in Fig. 2, where GPT-3.5 was tested to answer a simple constrained maximization question. The LLM provided a wrong response with a given probability. Importantly, the error probability was observed to increase with the dimension of the problem. This issue can hamper the applicability of LLMs in areas such as telecom system optimization and decision-making in critical systems. Therefore, addressing this limitation becomes of utmost importance.

## III. TELECOM INDUSTRY: FORTHCOMING USE CASES

With a clearer understanding of how LLMs function, their capabilities, and their limitations, we can now delve into the specific applications that can have a large impact on the telecom industry.

### A. Network Anomalies Resolution

Solving network anomalies in the mobile network is a tedious task, primarily due to the overwhelming number of Base Stations (BSs) and the multitude of potential errors that can arise. With a vast network infrastructure spanning across large geographical areas, maintaining and monitoring the BSs is challenging. Each BS is susceptible to a wide array of issues, including hardware malfunctions, software glitches, and environmental factors. For this reason, rectifying these anomalies necessitates extensive expertise, given that arriving

at appropriate solutions demands a significant investment of manpower, meticulous analysis, and troubleshooting efforts. Leveraging LLMs can significantly enhance the capabilities of cellular operators in addressing these challenges and enable more efficient troubleshooting of network anomalies. Particularly, telecom operators have at their disposal a rich repository of troubleshooting tickets accumulated over time from dealing with network anomalies. These tickets capture real-world scenarios, encompassing diverse network problems and equipment malfunctions. An illustrative example of such a troubleshooting ticket is shown in Fig. 3. By utilizing this repository in conjunction with product manuals as training data, the LLM can be fine-tuned to comprehend the intricacies of network issues and grasp the unique context of anomaly resolution. Consequently, the LLM becomes an anomaly-solving tool for telecommunications professionals, furnishing them with diagnoses of network issues and their corresponding solutions. Furthermore, leveraging the time-stamped data from the troubleshooting tickets, the LLM can estimate the duration required to address specific network faults, accounting for the product type, hardware specificities, and the unique attributes of the involved BSs. As a result, the LLM becomes an asset for the operator, enhancing the efficiency and effectiveness of resolving network problems.

### B. 3GPP Specifications Comprehension

The 3GPP documents are known for their elaborateness, encompassing a vast array of technical details and specifications. Due to the sheer volume of these documents, keeping track of all the specificities, especially in the context of new releases, can be a daunting and time-consuming task. For engineers attempting to implement technologies and features in the product, this challenge becomes even more apparent, as they must invest considerable time in searching for the relevant information within the extensive documentation. LLMs offer a compelling resolution to this problem, providing promising solutions for engineers grappling with 3GPP documents. Through fine-tuning to the 3GPP documents and incorporating all relevant releases and reports, these language models can become adept at processing the vast 3GPP standard knowledge base. Then, a significant application of these fine-tuned LLMs revolves around the development of interactive chatbots tailored for answering 3GPP standards queries. These chatbots, built upon the fine-tuned LLMs, empower engineers to streamline their research processes, saving valuable time and facilitating more efficient and accurate implementations of 3GPP standards and related research.

### C. Network Modeling

The optimization of mobile networks is a complex task that requires multiple models for capturing different Key Performance Indicators (KPIs) of the network and the interactions between various network configuration parameters. Such optimization often relies on white-box models, where interactions between multiple features are mathematically formulated to ensure explainability. Developing such models requires expert engineers with deep domain knowledge to identify relevant

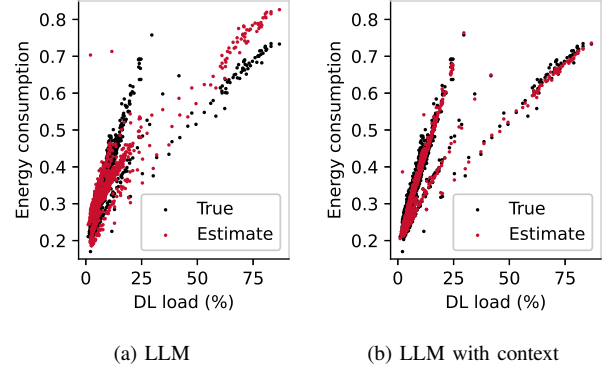


Figure 4: Normalized energy consumption measured at different downlink loads and estimated by the model provided by (a) the LLM, and (b) the LLM with context.

information and relationships driving the interactions between features. Leveraging LLMs can support the development of these models.

To better clarify this aspect, we provide an explanatory example. Let us consider a simple scenario with a network composed of 90 single-carrier BSs. We used GPT-3.5 as the LLM. The LLM was provided with a list of 12 data features, such as BS location, frequency, and load, and tasked to select the relevant features for creating a model to estimate energy consumption based on the selected features. Additionally, we asked the LLM to provide a mathematical formula capturing the relationship between inputs and outputs and a script to fit the model on a dataset containing real data collected from the BSs. The LLM successfully identified the 5 relevant inputs among the provided features, while discarding the irrelevant ones. Notably, this was achieved solely on the basis of its knowledge, without using any data samples. The model provided by the LLM consisted of a weighted sum of the selected features for regression.

Fig. 4 shows the real energy consumption measured by the base stations at different downlink loads. The real data reveal three different trends, corresponding to the three different configurations of maximum transmit powers in the considered network. Fig. 4a shows the estimations performed by the LLM model, which achieved a relative error of 7.8%. The estimations produced by this model resulted in a single average trend, as the selected inputs were summed, overlooking the relationship between the load and the maximum transmit power. In fact, these two terms should be multiplied and not summed. To address this limitation, we provided contextual data related to the dynamics driving the energy consumption of a generic BS. By leveraging this context, the LLM produced a different model where the two terms were multiplied instead of summed, significantly reducing the error to 3%. The improved model correctly captures all three trends (Fig. 4b), highlighting the importance of providing telecom-related context to the LLM.

Fig. 5 illustrates the average hourly energy consumption in the selected network and the estimates performed by the two models provided by the LLM (i.e., with and without context).

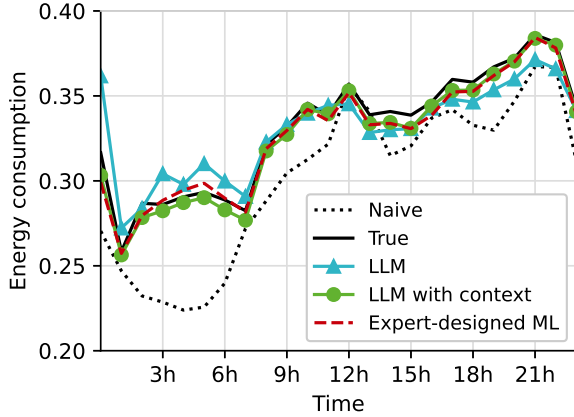


Figure 5: Normalized hourly energy consumption in the network - Actual measurements (in black) and estimations from various models.

To provide a basis for comparison, we present the estimations from two alternative models: i) a naive model and ii) an expert-designed ML model [12]. The naive model estimates the energy consumption in a given hour by averaging the energy consumption measured at the same hour of the day in the previous week. While simple, this model lacks knowledge of the telecom field and consequently yields an error rate of 12%. On the other hand, the expert-designed ML model employs an artificial neural network designed to handle more intricate scenarios, such as multi-carrier BS utilizing multiple energy-saving features. In this simplistic setup, the expert-designed ML model achieves a relative error of 2.3%.

Significantly, the LLM capitalized on its knowledge to develop a model that surpassed the limitations of the naive approach, reaching, in this simplistic scenario, an accuracy close to the one of the expert-designed ML model. Importantly, these results highlighted the importance of providing contextual information to the LLM to improve the accuracy of its solution.

#### IV. OPEN RESEARCH DIRECTIONS

Extending upon the previously discussed limitations of LLMs and their forthcoming use cases in the telecom industry, a set of open research directions presents itself. These avenues of investigation are crucial to unlock the full potential of LLMs in the telecom industry and harness their capabilities to the utmost extent.

##### A. Telecom Foundation Model

While foundation models like GPT-4 [2] possess knowledge across diverse domains, the distinct characteristics of the telecommunications field demand a tailored approach. These language models cannot be directly applied to enterprise use-cases, as they may produce inaccurate responses when tested on telecom-specific queries [13]. Our findings, illustrated in Fig. 4, also demonstrate the significant performance difference between a context-aware LLM and one lacking telecom-related context. These results underscore the necessity of developing a specialized telecom foundation model: an LLM that undergoes

fine-tuning with vast telecom knowledge. This knowledge can be based on 3GPP standards, white papers, research literature, and potentially, exclusive proprietary materials or synthetic datasets produced through advanced simulators (e.g., digital twins). By creating this telecom foundation model, we can ensure a domain-specific knowledge focus, thus mitigating inaccuracies and fully harnessing the potential of LLMs for telecom-related applications.

##### B. LLMs Compression

As highlighted in Section II-C, LLMs can be comprised of billions of parameters and require powerful devices to be trained and inferred. This limitation becomes relevant in critical scenarios where LLMs need to be deployed in edge devices to ensure continuous service reliability. As a result, it is imperative to address the substantial size of LLMs and develop compression techniques [14], which can reduce their size while retaining their knowledge of the telecom domain.

##### C. Privacy Considerations

Adapting LLMs to address specific telecom-related tasks may require the use of datasets containing sensitive user information. In light of this, it becomes imperative to implement appropriate measures to protect privacy when handling such data. Included among these measures are data anonymization and aggregation, effectively removing personally identifiable information to protect individual privacy. Additionally, the incorporation of techniques such as differential privacy is essential to ensure that these models remain impervious to leaking sensitive information during queries.

##### D. Behavior Alignment

Solving the problem of output inconsistency is critical to enable the adoption of LLMs in the telecom industry, especially in accuracy-critical areas. To address this, incorporating mechanisms to assess the model's uncertainty and confidence in predictions is a must as it helps identify uncertain cases, prompting additional verification from humans in the loop. Additionally, rigorous testing of LLMs against adversarial inputs and scenarios can help to reveal vulnerabilities and guide the development of reliable models. Finally, understanding prompt engineering is necessary, given that well-designed queries and instructions play a crucial role in shaping the model's behavior and ensuring accurate outputs.

##### E. LLMs Explainability

The need for explainability in LLMs within the telecom industry is paramount due to stakeholder concerns regarding trust and reliance on ML outputs, especially considering their limitations previously discussed in Section II-C. The adoption of LLMs for critical operations require a clear understanding of how and why specific outputs are generated. This necessitates the incorporation of explainability techniques such as referencing, where LLMs can provide sources or justifications for their responses. Additionally, explicitly integrating explainability objectives into the training process is crucial for this purpose.

## F. Real-time Context

Due to their reliance on historical data, LLMs may lack awareness of recent technological advances and cutting-edge developments. Consequently, their responses may be based on outdated information, leading to inaccuracies and incomplete understanding of the current state-of-the-art in the telecom domain. Given that network technologies are evolving day by day, and in light of the continuous efforts of organizations such as 3GPP, which periodically release new technical reports and specifications, as well as the frequent publication of white papers and research findings by scholars, it becomes imperative to address this limitation. To tackle this shortfall, dynamic data pipelines need to be incorporated to supply the LLM with new knowledge about the latest advancements. Determining the optimal frequency for updating the model and devising efficient model update methodologies presents a plethora of research opportunities. Additionally, given the sensitivity of LLMs to model updates, it is crucial to develop schemes that facilitate performance evaluation and monitoring, particularly for critical applications.

## G. Sustainability and Environmental Impact

A future in which LLMs are widely adopted in the telecom industry presents important environmental challenges. For instance, researchers have estimated that training GPT-3 alone contributes approximately 552 tCO<sub>2</sub>e to the carbon footprint [15]. Considering the necessity to continuously update and train LLMs with new data that encompasses the ever-evolving technological advances in the telecom domain, energy consumption and its environmental consequences become even more pronounced. One approach to addressing this challenge involves the development and implementation of KPIs and regulations that effectively measure, evaluate, and compare the environmental footprint of different LLMs. By establishing these standards, stakeholders can better understand the ecological implications of their LLM-related activities and make informed decisions accordingly. Furthermore, significant efforts should be made towards investing in more energy-efficient hardware and optimizing model architectures to be inherently more environmentally friendly.

## V. CONCLUSIONS

In this article, we have delved into the inner workings of LLMs, shedding light on their current capabilities and limitations. Additionally, we explored various use cases of LLMs that can be promptly leveraged within the industry using the available data at vendors' disposal. Furthermore, we discussed the specific open research directions tailored to the peculiarities of the telecom domain, which must be addressed to fully harness the potential of LLMs. As the technology behind LLMs continues to evolve, the telecom industry is poised to seize the opportunity and leverage these advancements to enhance operational efficiency and work productivity within the sector.

## REFERENCES

- [1] A. Vaswani *et al.*, "Attention is All you Need," in *Advances in Neural Information Processing Systems*, vol. 30. Curran Associates, Inc., 2017.
- [2] OpenAI, "GPT-4 Technical Report," *arXiv preprint arXiv:2303.08774*, 2023.
- [3] K. Singhal *et al.*, "Large Language Models Encode Clinical Knowledge," *arXiv preprint arXiv:2212.13138*, 2022.
- [4] S. Wu *et al.*, "BloombergGPT: A Large Language Model for Finance," *arXiv preprint arXiv:2303.17564*, 2023.
- [5] H. Holm, "Bidirectional Encoder Representations from Transformers (BERT) for Question Answering in the Telecom Domain: Adapting a BERT-like language model to the telecom domain using the ELECTRA pre-training approach," 2021.
- [6] L. Bariah *et al.*, "Understanding Telecom Language Through Large Language Models," *arXiv preprint arXiv:2306.07933*, 2023.
- [7] Y. Du *et al.*, "The Power of Large Language Models for Wireless Communication System Development: A Case Study on FPGA Platforms," *arXiv preprint arXiv:2307.07319*, 2023.
- [8] L. Bariah *et al.*, "Large Language Models for Telecom: The Next Big Thing?" *arXiv preprint arXiv:2306.10249*, 2023.
- [9] Y. Bang *et al.*, "A Multitask, Multilingual, Multimodal Evaluation of ChatGPT on Reasoning, Hallucination, and Interactivity," 2023.
- [10] L. Chen, M. Zaharia, and J. Zou, "How is ChatGPT's behavior changing over time?" *arXiv preprint arXiv:2307.09009*, 2023.
- [11] Y. Wolf *et al.*, "Fundamental Limitations of Alignment in Large Language Models," *arXiv preprint arXiv:2304.11082*, 2023.
- [12] N. Piovesan *et al.*, "Machine Learning and Analytical Power Consumption Models for 5G Base Stations," *IEEE Communications Magazine*, vol. 60, no. 10, pp. 56–62, 2022.
- [13] S. Soman and R. H. G., "Observations on LLMs for Telecom Domain: Capabilities and Limitations," *arXiv preprint arXiv:2305.13102*, 2023.
- [14] F. Ayed *et al.*, "Accordion: A communication-aware machine learning framework for next generation networks," *IEEE Communications Magazine*, vol. 61, no. 6, pp. 104–110, 2023.
- [15] A. S. Luccioni, S. Viguier, and A.-L. Ligozat, "Estimating the carbon footprint of bloom, a 176b parameter language model," *arXiv preprint arXiv:2211.02001*, 2022.

**Ali Maatouk** (Member, IEEE) is a Researcher with Huawei Technologies, France. His research interests include the mathematical modeling and optimization of communication systems, machine learning, and the notion of information freshness.

**Nicola Piovesan** (Member, IEEE) is a Senior Researcher with Huawei Technologies, France. His research interests include energy sustainability, energy efficiency optimization, and machine learning in wireless communication systems.

**Fadhel Ayed** is a Senior Researcher with Huawei Technologies, France. His research interests include resource-efficient machine learning, stochastic processes, and mathematical foundations of deep learning.

**Antonio De Domenico** (Member, IEEE) is a Senior Researcher with Huawei Technologies, France. His research interests include heterogeneous wireless networks, machine learning, and green communications.

**Mérouane Debbah** (Fellow, IEEE) is a Professor at Khalifa University of Science and Technology in Abu Dhabi. His research has been lying at the interface of fundamental mathematics, algorithms, statistics, information and communication sciences with a special focus on random matrix theory and learning algorithms. In the Communication field, he has been at the heart of the development of small cells (4G), Massive MIMO (5G) and Large Intelligent Surfaces (6G). In the AI field, he is known for his work on Large Language Models, distributed AI systems for networks and semantic communications.