

ADVANCING THE STUDY OF LARGE-SCALE LEARNING IN OVERLAPPED SPEECH DETECTION

Zhaohui Yin^{*†}, Jingguang Tian^{*}, Xinhui Hu^{*}, Xinkang Xu^{*}

^{*}Hithink RoyalFlush AI Research Institute, Zhejiang, China

[†]College of Computer Science and Technology, Zhejiang University, China

ABSTRACT

Overlapped Speech Detection (OSD) is an important part of speech applications involving analysis of multi-party conversations. However, Most of the existing OSD models are trained and evaluated on specific dataset, which limits the application scenarios of these models. In order to solve this problem, we conduct a study of large-scale learning (LSL) in OSD and propose a more general 16K single-channel OSD model. In our study, 522 hours of labeled audio in different languages and styles are collected and used as the large-scale dataset. Rigorous comparative experiments are designed and used to evaluate the effectiveness of LSL in OSD task and the performance of OSD models based on different deep neural networks. The results show that LSL can significantly improve the performance and robustness of OSD models, and the OSD model based on Conformer (CF-OSD) with LSL is currently the best 16K single-channel OSD model. Moreover, the CF-OSD with LSL establishes a state-of-the-art performance with a F1-score of 80.8% and 52.0% on the Alimeeting test set and DIHARD II evaluation set, respectively.

Index Terms— overlapped speech detection, large-scale learning, deep neural network

1. INTRODUCTION

Overlapped Speech is a segment of audio clip (such as a sentence, a meeting, a conversation, etc.) in which multiple speakers speak at the same time [1]. In the field of Speaker Diarization and Speech Recognition, the overlapped speech in the dataset will disturb the training process of model, thereby reducing the performance of model [2, 3, 4]. In order to reduce the impact of overlapped speech on these tasks, we need to detect overlapped speech.

The main purpose of Overlapped Speech Detection (OSD) is to estimate the onsets and offsets of overlapped speech. The OSD system can be classified into unsupervised OSD system and supervised OSD system [5]. In unsupervised OSD system, suitable features are designed for detecting overlapping segments based on signal processing methods. Such as In [6], the spectral auto correlation peak valley ratio (SAPVR) is used to tag overlapped segments. In recent years,

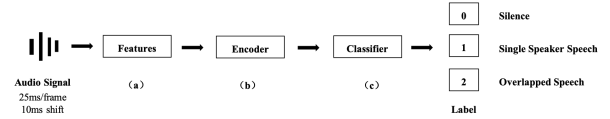


Fig. 1. Flow diagram showing steps used by the overlapped speech detection system: (a) Feature extraction, (b)Encoder, (c)Classifier

researchers prefer to choose supervised OSD system due to the rapid development of deep learning and machine learning. In supervised OSD system, the OSD tasks are defined as a sequence labeling task or a classification task. Martin et al. shows that the OSD task can be successfully implemented using hidden Markov models (HMM), where each state is defined using a Gaussian mixture model (GMM). Geiger et al. introduced neural networks to the OSD task, and showed that LSTM+HMM is better than HMM [7]. Sajjan et al. proposed a BLSTM based OSD system, and the proposed approach yielded improvements over a GMM based OSD system in the augmented Multiparty Interaction (AMI) meeting corpus [8]. Jung et al. 2021 proposed the CRNN based OSD system and achieved the best performance on the DIHARD II evaluation set [9].

However, Most of the existing OSD models are trained and evaluated on specific dataset, which limits the application scenarios of these models [10, 11, 12]. In order to solve this problems, we need further research on large-scale learning (LSL) [13, 14] for overlapped speech detection. Our research is mainly divided into two parts: the production of large-scale data sets and the implementation of comparative experiments. Large-scale dataset should include labeled audio in different languages and styles, and these labeled audio are collected from existing open source datasets, such as DIHARD, Alimeeting, MSDWILD and so on [15, 16, 17, 18, 19, 20]. The comparative experiments are used to evaluate the effectiveness of LSL in OSD task and the performance of OSD models based on different deep neural networks, such as ROSD [8], TCN-based OSD system [21], Transformer-based OSD system [11], Conformer-based OSD system [12] and so on. The OSD model which performs best on the large-scale dataset

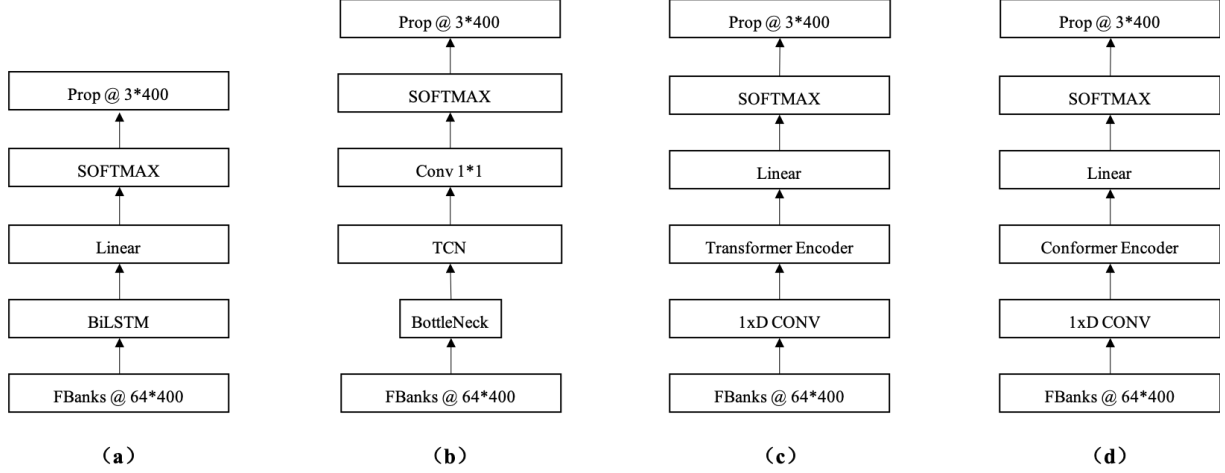


Fig. 2. The specific network architecture of overlapped speech detection system based on different deep neural networks. (a)ROSD, (b)TCN-OSD, (c)TF-OSD, (d)CF-OSD

can be used as a general 16K OSD model, and the code of this model will be open sourced together with this article.

The paper is organized as follows. Section 2 details the mathematical principles of the overlapped speech detection model, Section 3 details the experimental details, and Section 4 briefly summarizes our work.

2. METHODS

2.1. Theoretical Basis of OSD System

The flowchart of OSD system is shown in Figure 1. As a sequence labeling task, OSD system includes three parts: feature extraction, encoder, and classifier.

Part I: Feature extraction. The features specifically refer to frame level acoustic features (such as MFCC, Fbank, etc.), and it can be expressed as:

$$x = [x_1, x_2, \dots, x_t], x_t \in R^f \quad (1)$$

where t is the length of input sequence and f refers to the feature dimension of each frame.

Part II: Encoder. Through the encoder layer, the acoustic features x can be converted into embedding e which is the high-dimensional and abstract expression of features. The embedding e can be calculated by:

$$e = \text{encoder}(x) \quad (2)$$

with the development of deep learning technology, scholars have proposed many different types of encoder network architectures. In this experiment, we selected four most representative encoders: RNN, CNN, Transformer, and Conformer.

Part III: Classifier. The classifier is to classify the embedding obtained in the previous step. In general, the classifier include multiple layer of linear neural network, and the output

is frame-level labels \hat{y} . The expression of frame-level labels \hat{y} is :

$$\hat{y} = [\hat{y}_1, \hat{y}_2, \dots, \hat{y}_t], \hat{y}_t \in R \quad (3)$$

The ground truth labels y provided in the dataset are used to guide the model training, and it can be expressed as eq.4.

$$y = [y_1, y_2, \dots, y_t], y_t \in R \quad (4)$$

In general, the ground truth labels are usually set to two categories or three categories. And different loss functions are used in the training of OSD models with different numbers of categories. For example, the OSD model with two classes uses the binary cross-entropy loss function, and the OSD model with three classes uses the cross-entropy loss function.

Since the proportion of overlapped speech in the dataset is much lower than the proportion of non-overlapped speech, this class imbalance problem will interfere with the training of the model. To reduce this problem, we recommend setting the labels to three classes, such as 9:1 for binary classification training, and 2:7:1 for three-class classification.

2.2. The Architecture of Different OSD System

We select four representative OSD systems for the comparative experiment. According to the architecture of encoder, these OSD system are called ROSD, TCN-OSD, TF-OSD, and CF-OSD. The specific network architecture is shown in Figure 2.

Figure 2a is the architecture of ROSD model. The encoder of ROSD uses a bidirectional LSTM network, and the classifier is a four-layer fully connected layer. The number of neurons in the fully connection layer gradually decreases, which are 1024, 512, 256 and 3, respectively. Through the SOFTMAX layer, the output of classifier can be convert into

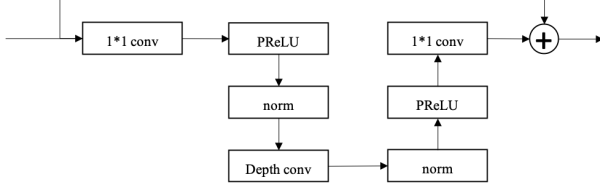


Fig. 3. The architecture of res block

the probabilities of different classes. The predicted label is the ID of class with the highest probability.

Figure 2b is the architecture of TCN-OSD model. The encoder of TCN-OSD consists of 3 TCN blocks, and each TCN block contains 5 res blocks. The architecture of res block is shown in Figure 3. Due to the use of the time expansion coefficient, the depth conv in the first block can see 2 frames of context information, and the depth conv in the fifth block can see 32 frames of context information. The classifier directly uses the 1*1 convolution kernel to complete the transformation of feature dimension.

Figure 2c is the architecture of TF-OSD model. The encoder of TF-OSD is 12 layer of Transformer Encoder. In order to ensure that the parameters size of all models are approximately the same, we use 8-heads of attention, and 1024 neurons in the feed-forward network each layer. Figure 2d is the architecture of CF-OSD model. The encoder of CF-OSD is composed of 6 Conformer block, and the rest of the network settings are the same as TF-OSD.

3. EXPERIMENTS

3.1. The Production of Large-Scale Dataset

The production of large-scale datasets is the key to large-scale learning. Ideally, a general OSD system should be language-independent and style-independent. Thus, The Large-scale dataset should include labeled audio in different languages and styles. We collect these labeled audio from seven existed open source datasets, and the details of different open source datasets are shown in Figure 4.

In terms of languages, considering the actual application scenarios, we selected Chinese and English as representatives. In terms of sound source distance, our dataset contains both far-field and near-field recorded speech. In terms of style, the datasets we selected include conferences, interviews, daily conversations, audio novels, vlogs and many other styles.

In this experiment, we collect a total of 522 hours labeled audio. The total duration of the training dataset is 371 hours, accounting for 71%, and the total duration of the test dataset is 151 hours, accounting for 29%. In the training dataset, the durations of silence, single-person speech, and overlapped speech are 38h, 281h, and 52 hours, accounting for 11%, 75%, and 14% respectively. In the test data set, the durations of silence, single-person speech, and overlapped speech are

Dataset	Scene	Language	Distance	Duration	Download Link
MSDWILD	youtube VLOG	Multi	Near-Field	80h	https://drive.google.com/uc?id=115qfuPPGBM9eKd0YNzOYFeRMJ7dgnI&export=download
Voxconverse	youtube	English	Near-Field	63h	https://www.robots.ox.ac.uk/~vgg/data/voxconverse/data/
First DIHARD	Multi	English	Near-Field	40h	https://catalog.ldc.upenn.edu/search
Second DIHARD	Multi	English	Near-Field	45h	https://catalog.ldc.upenn.edu/search
Third DIHARD	Multi	English	Near-Field	67h	https://catalog.ldc.upenn.edu/search
Alimeeting	Meeting	Mandarin	Far-Field	118h	https://www.openslr.org/119/
AISHELL4	Meeting	Mandarin	Far-Field	120h	http://www.openslr.org/111/

Fig. 4. The details of different open source dataset used in the production of Large-Scale Dataset

24h, 117h, and 10 hours, accounting for 16%, 7%, and 7% respectively.

3.2. The Detail of Module Training

We uniformly divide the speech into 4s segments, and then extract the 64-dimensional logarithmic mel spectrum (ie Filterbank) feature for each frame of sound signal. All models are trained with the same batch number and optimizer. There are two conditions for stopping the training of the model. One is that the loss has not decreased for six consecutive times, and the other is that the number of epochs has reached 100 times.

Due to the excellent performance of the adam optimizer in other tasks [22, 23], we train all models with the Adam algorithm [24] with an initial learning rate of 0.001 in this experiment. To account for the problem that fixed learning rate may skip the optimal solution, we adopt a strategy of learning rate decay during the training process, and set the decay coefficient to 0.1. The trigger condition for the decay is the loss does not decrease for three consecutive times, and the minimum learning rate is set to 1e-8. To prevent the gradient explosion that may occur during the training process, we introduce the gradient clipping strategy with a fixed threshold of 5. Furthermore, we give weights to categorical cross-entropy loss proportionally to further reduce the impact of class imbalance problem.

3.3. Results

The baseline system for our study is TF-OSD without LSL system [11], which is trained on Alimeeting dataset. In order to explore the effectiveness of large-scale learning in OSD tasks and the performance of OSD models based on different deep neural networks, we designed two sets of comparative experiments. The results of the two groups of comparative experiments are shown in Figure 5.

The first and second rows of Figure 5 are the F1 values of TF-OSD without LSL system and TF-OSD with LSL system on the test set of different datasets, respectively. The result of Alimeeting test set shows that the F1 values of TF-OSD without LSL system and TF-OSD with LSL system are 73.8% and 78.6%, respectively. The performance of TF-OSD with LSL

Archi	Learning Method	Alimeeting	Aishell4	DH1	DH2	DH3	MSD-WILD	Vox	Average F1 Score	Param
TF-OSD	None	73.8%	39.2%	19.5%	22.1%	26.2%	37.9%	13.8%	34.5%	3.98M
	LSL	78.6%	53.1%	48.0%	49.0%	56.7%	62.2%	54.9%	59.6%	3.98M
TCN-OSD	LSL	79.9%	57.3%	50.7%	52.4%	59.3%	62.9%	53.0%	60.9%	3.87M
CF-OSD	LSL	80.8%	57.0%	49.6%	52.0%	58.8%	64.3%	55.4%	61.4%	4.01M
ROSD	LSL	71.1%	42.1%	34.3%	37.1%	45.4%	50.3%	35.5%	47.5%	4.07M

Fig. 5. The performance evaluation results of the comparative experiments on large-scale datasets of different OSD systems

system is 6.5% higher than that of TF-OSD without LSL system, indicating that the LSL method is effective in the OSD task. The results of the rest six open source datasets show poor performance of TF-OSD without LSL system, which indicate that TF-OSD without LSL system is not robust. The performance of TF-OSD with LSL system on these datasets are significantly improved, the F1 score of DIHARD II evaluation set and the average F1 scores of large-scale dataset has increased by 121.7% and 72.7% respectively. This means that LSL method can significantly improve the robustness of OSD system.

The second to fifth rows of Figure 5 are the F1 values of different OSD system with LSL on the test set of different datasets. The result of Alimeeting test set shows that the F1 value of CF-OSD with LSL system reached 80.8%, which is 9.8% higher than the baseline system. Moreover, the system establishes a state-of-the-art performance on the Alimeeting test set. The result of DIHARD II evaluation set shows that the F1 value of CF-OSD with LSL system is 52.4%, which is 20% higher than that of the SOTA system proposed in [9]. The results of the large-scale test set show that the CF-OSD with LSL system has the highest average F1 value of 61.4%. The TCN-OSD with LSL and TF-OSD with LSL system were next, with 60.9% and 59.6% respectively. The ROSD with LSL system has the lowest average F1 value of 47.5%. Thus, we propose the CF-OSD with LSL system as a general OSD system in this paper.

4. CONCLUSIONS

In this paper, we collect a large-scale dataset, conduct a study of large-scale learning (LSL) in OSD and propose a more general 16K single-channel OSD model named CF-OSD with LSL. We find that LSL method can significantly improve model performance and robustness, and the CF-OSD with LSL system exhibits state-of-the-art performance on Alimeeting, DIHARD II test sets.

More work can be done in the future. We are currently performing OSD task based on artificially extracted features (such as fbank, MFCC, etc.). With the development of large model which in the field speech, we can use pre-trained large model to extract more accurate acoustic features and further

improve the performance of the OSD model. Since there are many types of large models in recent years, such as HuBERT, wav2vec, wavLM, etc., evaluating the impact of these large models on the OSD task will be the focus of our future work.

5. REFERENCES

- [1] Valentin Andrei, Horia Cucu, and Corneliu Burileanu, “Detecting overlapped speech on short timeframes using deep learning,” in *Interspeech*, 2017, pp. 1198–1202.
- [2] Kofi Boakye, Beatriz Trueba-Hornero, Oriol Vinyals, and Gerald Friedland, “Overlapped speech detection for improved speaker diarization in multiparty meetings,” in *2008 IEEE international conference on acoustics, speech and signal processing*. IEEE, 2008, pp. 4353–4356.
- [3] Delphine Charlet, Claude Barras, and Jean-Sylvain Liénard, “Impact of overlapping speech detection on speaker diarization for broadcast news and debates,” in *2013 IEEE International Conference on Acoustics, Speech and Signal Processing*. IEEE, 2013, pp. 7707–7711.
- [4] Mireia Diez, Federico Landini, Lukas Burget, Johan Rohdin, Anna Silnova, Katerina Zmolíková, Ondrej Novotný, Karel Veselý, Ondrej Glembek, Oldrich Pichot, et al., “But system for dihard speech diarization challenge 2018,” in *Interspeech*, 2018, pp. 2798–2802.
- [5] Midia Yousefi and John HL Hansen, “Frame-based overlapping speech detection using convolutional neural networks,” in *ICASSP 2020-2020 IEEE International Conference on Acoustics, Speech and Signal Processing (ICASSP)*. IEEE, 2020, pp. 6744–6748.
- [6] Robert E Yantorno, “A study of the spectral autocorrelation peak valley ratio (sapvr) as a method for identification of usable speech and detection of co-channel speech,” *Temple Univ., Philadelphia, PA, Speech Processing Lab. Tech. Report*, 2000.
- [7] Jürgen T Geiger, Florian Eyben, Björn Schuller, and Gerhard Rigoll, “Detecting overlapping speech with

- long short-term memory recurrent neural networks,” in *Proceedings INTERSPEECH 2013, 14th Annual Conference of the International Speech Communication Association, Lyon, France*, 2013.
- [8] Neeraj Sajjan, Shobhana Ganesh, Neeraj Sharma, Sriram Ganapathy, and Neville Ryant, “Leveraging lstm models for overlap detection in multi-party meetings,” in *2018 IEEE International Conference on Acoustics, Speech and Signal Processing (ICASSP)*. IEEE, 2018, pp. 5249–5253.
 - [9] Jee-weon Jung, Hee-Soo Heo, Youngki Kwon, Joon Son Chung, and Bong-Jin Lee, “Three-class overlapped speech detection using a convolutional recurrent neural network,” *arXiv preprint arXiv:2104.02878*, 2021.
 - [10] Latané Bullock, Hervé Bredin, and Leibny Paola Garcia-Perera, “Overlap-aware diarization: Resegmentation using neural end-to-end overlapped speech detection,” in *ICASSP 2020-2020 IEEE International Conference on Acoustics, Speech and Signal Processing (ICASSP)*. IEEE, 2020, pp. 7114–7118.
 - [11] Siqi Zheng, Shiliang Zhang, Weilong Huang, Qian Chen, Hongbin Suo, Ming Lei, Jinwei Feng, and Zhijie Yan, “Beamtransformer: Microphone array-based overlapping speech detection,” *arXiv preprint arXiv:2109.04049*, 2021.
 - [12] Jie Wang, Yuji Liu, Binling Wang, Yiming Zhi, Song Li, Shipeng Xia, Jiayang Zhang, Feng Tong, Lin Li, and Qingyang Hong, “Spatial-aware speaker diarization for multi-channel multi-party meeting,” *arXiv preprint arXiv:2209.12002*, 2022.
 - [13] Derek Lim, Felix Hohne, Xiuyu Li, Sijia Linda Huang, Vaishnavi Gupta, Omkar Bhalerao, and Ser Nam Lim, “Large scale learning on non-homophilous graphs: New benchmarks and strong simple methods,” *Advances in Neural Information Processing Systems*, vol. 34, pp. 20887–20902, 2021.
 - [14] Jeremy Reizenstein, Roman Shapovalov, Philipp Henzler, Luca Sbordone, Patrick Labatut, and David Novotny, “Common objects in 3d: Large-scale learning and evaluation of real-life 3d category reconstruction,” in *Proceedings of the IEEE/CVF International Conference on Computer Vision*, 2021, pp. 10901–10911.
 - [15] Neville Ryant, Kenneth Church, Christopher Cieri, Alejandrina Cristia, Jun Du, Sriram Ganapathy, and Mark Liberman, “First dihard challenge evaluation plan,” *tech. Rep.*, 2018.
 - [16] Neville Ryant, Kenneth Church, Christopher Cieri, Alejandrina Cristia, Jun Du, Sriram Ganapathy, and Mark Liberman, “The second dihard diarization challenge: Dataset, task, and baselines,” *arXiv preprint arXiv:1906.07839*, 2019.
 - [17] Neville Ryant, Prachi Singh, Venkat Krishnamohan, Rajat Varma, Kenneth Church, Christopher Cieri, Jun Du, Sriram Ganapathy, and Mark Liberman, “The third dihard diarization challenge,” *arXiv preprint arXiv:2012.01477*, 2020.
 - [18] Joon Son Chung, Jaesung Huh, Arsha Nagrani, Triantafyllos Afouras, and Andrew Zisserman, “Spot the conversation: speaker diarisation in the wild,” *arXiv preprint arXiv:2007.01216*, 2020.
 - [19] Fan Yu, Shiliang Zhang, Yihui Fu, Lei Xie, Siqi Zheng, Zhihao Du, Weilong Huang, Pengcheng Guo, Zhijie Yan, Bin Ma, et al., “M2met: The icassp 2022 multi-channel multi-party meeting transcription challenge,” in *ICASSP 2022-2022 IEEE International Conference on Acoustics, Speech and Signal Processing (ICASSP)*. IEEE, 2022, pp. 6167–6171.
 - [20] Yihui Fu, Luyao Cheng, Shubo Lv, Yukai Jv, Yuxiang Kong, Zhuo Chen, Yanxin Hu, Lei Xie, Jian Wu, Hui Bu, et al., “Aishell-4: An open source dataset for speech enhancement, separation, recognition and speaker diarization in conference scenario,” *arXiv preprint arXiv:2104.03603*, 2021.
 - [21] Samuele Cornell, Maurizio Omologo, Stefano Squartini, and Emmanuel Vincent, “Detecting and counting overlapping speakers in distant speech scenarios,” in *INTERSPEECH 2020*, 2020.
 - [22] Linhao Dong, Shuang Xu, and Bo Xu, “Speech-transformer: a no-recurrence sequence-to-sequence model for speech recognition,” in *2018 IEEE international conference on acoustics, speech and signal processing (ICASSP)*. IEEE, 2018, pp. 5884–5888.
 - [23] Maokui He, Xiang Lv, Weilin Zhou, JingJing Yin, Xiaoqi Zhang, Yuxuan Wang, Shutong Niu, Yuhang Cao, Heng Lu, Jun Du, et al., “The ustc-ximalaya system for the icassp 2022 multi-channel multi-party meeting transcription (m2met) challenge,” in *ICASSP 2022-2022 IEEE International Conference on Acoustics, Speech and Signal Processing (ICASSP)*. IEEE, 2022, pp. 9166–9170.
 - [24] Diederik P Kingma and Jimmy Ba, “Adam: A method for stochastic optimization,” *arXiv preprint arXiv:1412.6980*, 2014.