

Encode-Store-Retrieve: Enhancing Memory Augmentation through Language-Encoded Egocentric Perception

Junxiao Shen*

John J. Dudley†

Per Ola Kristensson‡

University of Cambridge

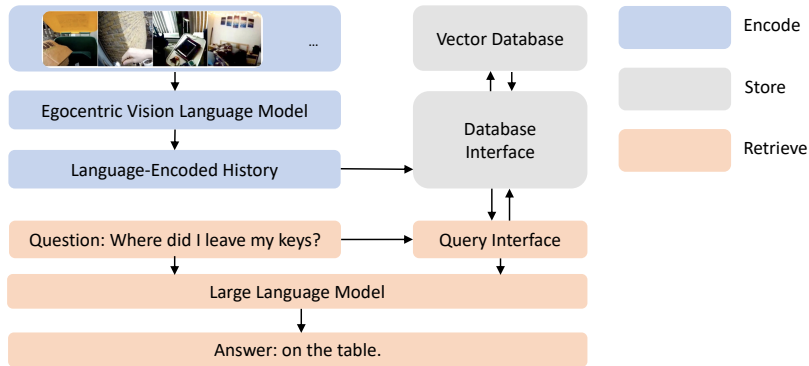


Figure 1: The operation of the memory augmentation system using language-encoded egocentric perception unfolds as follows. Initially, egocentric videos are encoded into linguistic representations using our bespoke large multimodal model, an egocentric vision language model. These language-encoded outputs are then held in a buffer, segmented into numerous chunks, featured as embeddings, and uploaded to a vector database. When a user poses a question—a common memory augmentation task such as “Where did I leave my keys?”—the process begins by taking the user’s query to generate a corresponding embedding. This produced embedding vector is then used to query the Database Interface with the intention of identifying relevant chunks related to the question by using vector similarity search algorithms. The retrieved chunks are subsequently amalgamated with the question to form a prompt for the large language model. The final response is then generated and presented to the user.

ABSTRACT

We depend on our own memory to **encode**, **store**, and **retrieve** our experiences. However, memory lapses can occur. One promising avenue for achieving memory augmentation is through the use of augmented reality head-mounted displays to capture and preserve egocentric videos, a practice commonly referred to as life logging. However, a significant challenge arises from the sheer volume of video data generated through life logging, as the current technology lacks the capability to encode and store such large amounts of data efficiently. Further, retrieving specific information from extensive video archives requires substantial computational power, further complicating the task of quickly accessing desired content. To address these challenges, we propose a memory augmentation system that involves leveraging natural language encoding for video data and storing them in a vector database. This approach harnesses the power of large vision language models to perform the language encoding process. Additionally, we propose using large language models to facilitate natural language querying. Our system underwent extensive evaluation using the QA-Ego4D dataset and achieved state-of-the-art results with a BLEU score of 8.3, outperforming conventional machine learning models that scored between 3.4 and 5.8. Additionally, in a user study, our system received a higher mean response score of 4.13/5 compared to the human participants’ score of 2.46/5 on real-life episodic memory tasks.

*e-mail: js2283@cam.ac.uk

†e-mail: jjd50@cam.ac.uk

‡e-mail: pok21@cam.ac.uk

Index Terms: Human-centered computing—Human computer interaction (HCI)—Interaction paradigms—Mixed / augmented reality; Information systems—Information retrieval—Retrieval tasks and goals—Question answering; Computing methodologies—Artificial intelligence—Computer vision—Computer vision tasks—Visual content-based indexing and retrieval

1 INTRODUCTION

Human memory plays a critical role in our everyday lives [24], providing constant support across various cognitive functions. To enhance our recollection of past events, we often rely on external aids, such as photographs, recorded minutes, revision notes, and reminders [21, 22].

Although these external aids require conscious effort and planning to use effectively, they only cover a fraction of our past experiences and future needs. As a result, we heavily depend on our internal memory to **encode**, **store**, and **retrieve** our life experiences. While humans are generally adept at recalling information promptly when needed, memory lapses can occur, particularly as we age.

Some researchers suggest that life logging can be employed to augment memory [5, 10, 18]. Life logging involves the capture of images or videos, along with a wide array of personal data such as one’s location, audio recordings, and physiological data [16, 19, 20].

The advent of smart glasses equipped with cameras has opened up new possibilities for enhancing the user experience of life logging. These gadgets enable the seamless capture of egocentric data, complemented by additional sensor inputs. Despite this, the idea of enhancing memory still comes with a number of complications. The first major issue involves data encoding and the storage of inherently vast and intricate video data. This process must be both efficient and effective to ensure that the quality of the data is maintained, and it can be processed in real-time or near-real-time. Given the

nature of video data, it is inherently large in size. We also need to ensure compliance with data privacy regulations [15]. Once the data has been encoded and stored, the next challenge is to ensure that this information can be retrieved in a useful and timely manner. Therefore, we need to design a system that is able to process large volumes of complex data and return useful results to the user, while also managing potential privacy concerns.

Barman et al. [2] introduced the QA-Ego4D dataset as a novel dataset designed for the memory augmentation task. It is offered as an extension of the Ego4D dataset [13]. Each sample in the QA-Ego4D dataset consists of a video, a natural language question, and an answer. The QA-Ego4D dataset is unique in its focus on the Episodic Memory Question Answering (EMQA) task, which introduces a constant-size memory constraint. This makes it particularly suitable for scenarios where the video content is long, or the system needs to be used in a life-long manner. Despite the innovative approach of the models implemented for the task by Barman et al. [2], they exhibit significant shortcomings. Their performance is only marginally better than a random guessing strategy. This highlights the complexity of the task and the need for further advancements in the field.

To address these shortcomings, our approach leverages a language-encoded episodic memory system comprising three essential components. First, we employ language encoding to represent egocentric videos by harnessing the power of a large vision language model. Second, we store the language embeddings in a vector database for efficient retrieval. Last, we leverage a large language model to facilitate open-ended question answering in episodic memory tasks, utilizing the vector database to enable the language model to access encoded memories. In our approach, we focused on fine-tuning a large vision language model called Large Language and Vision Assistant (LLaVA) [31] specifically for egocentric data. For question answering in episodic memory, we used OpenAI GPT-4 [39] and integrated it with Chroma [7], a vector database that enables long-term memory storage and retrieval.

We evaluate the viability and performance of our system in two stages. First, we examine the performance of the system on the aforementioned Episodic Memory QA benchmark provided by the QA-Ego4D dataset [2]. We compare its performance against alternative methods proposed in the literature. Our approach achieved state-of-the-art results, surpassing conventional vision-based machine learning models with a BLEU score of 8.3. The baseline models achieved scores ranging from 3.4 to 5.8, highlighting the superiority of our approach. To assess the effectiveness and efficiency of our system in real-world scenarios, we implemented it on the HoloLens 2 device and conducted a series of tasks with participants over the course of a week. Afterward, we asked both participants and the memory augmentation system standard episodic memory questions, allowing participants to rate the responses. Additionally, we encouraged participants to ask open-ended questions to further evaluate the system’s capabilities. The results of this evaluation showed that our proposed memory augmentation system outperformed human participants, achieving a higher mean response score of 4.13/5 compared to the participants’ score of 2.46/5. These findings demonstrate the system’s effectiveness in augmenting memory capabilities and its superiority in real-life episodic memory tasks.

Hence, our research paper presents three contributions as outlined below:

- To the best of the authors’ knowledge, this is the first instance of a memory augmentation system that integrates vision language encoding with episodic memory tasks, while also utilizing a vector database for efficient storage and retrieval.
- We conducted extensive quantitative evaluations on our system using the Episodic Memory QA benchmark, specifically with the QA-Ego4D dataset. The results of these evaluations showcase the effectiveness of our system in tackling episodic memory tasks.

- We carried out a user study to explore the real-world application potential of our system. Our study showcases the practical usability and benefits of our system in real-life scenarios. By involving users and obtaining their feedback, we gain valuable insights into the practical implications and user satisfaction associated with our system.

2 RELATED WORK

In this section, we briefly review the previous work concerning memory augmentation via life logging, followed by a discussion on the related methodologies employed in video content analysis

2.1 Memory Augmentation through Life Logging

The concept of lifelogging, which has been around for over three decades, has evolved significantly due to technological advancements [17, 18]. Early lifelogging platforms requiring users to wear a large helmet and a belt-mounted battery pack [52]. Over time, these devices have been integrated into wearable apparel like glasses [18].

One of the significant milestones in the history of lifelogging was the introduction of Microsoft’s SenseCam in 2006 [11, 33], which became a widely recognized lifelogging device. Lifelogging encompasses various personal data sources, including GPS position, audio recordings, and physiological data like heart rate. While image capture devices dominate lifelogging, other sources such as emails, calendar events, and social media posts can also contribute.

The field of memory augmentation through lifelogging has seen significant advancements over the years [18]. Le et al. [27] explore the use of video summaries for reviewing lifelogging data. While their work provides valuable insights into individual requirements for video summaries and their impact on memory recall, it does not address the challenge of selecting and presenting material for review from a large volume of lifelogging data. Davies et al. [9] discuss the privacy and security implications of using pervasive computing to augment human memory. While their work is crucial in understanding the potential threats in memory augmentation, it does not provide a comprehensive solution to these threats. Byrne et al. [3] explore the applicability of semantic concept detection in visual lifelogs. Their work provides a method for locating relevant content in a large volume of image data. However, their method is based on the detection of everyday semantic concepts, which may not be sufficient for comprehensive memory augmentation. To our knowledge, our work is the first to present a tangible solution and implementation of a memory augmentation system that facilitates open-ended episodic memory questioning and answering within a wearable headset.

2.2 Video Content Analysis

Natural Language Video Localization (NLVL) and Video Question Answering (VideoQA) are two interconnected tasks that delve into the analysis of video content. Despite their similarities, they diverge in their goals and the specific challenges they present.

NLVL is centered around identifying the most pertinent temporal segment in a video corresponding to a provided natural language query [12, 13, 25, 45]. It can be likened to a search task where the model is tasked with pinpointing the specific video segment that aligns best with the input query. This task poses a significant challenge as it necessitates the model to comprehend the video content and the query context, and then precisely locate the relevant video segment. Recent advancements in the field [32, 36, 58] have introduced a number of highly specialized models designed specifically to tackle the challenges posed by the NLVL problem.

Conversely, VideoQA [28, 29, 34, 37, 49] is a more intricate task that necessitates generating an accurate answer to a provided natural language question based on the video content. In this task, a model is given a video along with a natural language question, and it is expected to produce a correct answer. This task demands the

model to possess a profound understanding of the video content and the capability to generate precise and meaningful answers to the questions [23, 55, 57].

Barman et al. [2] introduced the concept of Episodic Memory Question Answering (EMQA) as a specialized subtask of VideoQA. The distinguishing factor here is the permitted memory usage concerning the input video length, which is unrestricted (typically linearly increasing) in traditional VideoQA systems and constrained to a maximum, constant size in the EMQA setting. This has two significant implications: First, it shifts the moment when “relevant” content needs to be extracted to the time the video is provided to the model (instead of the question time), thereby transforming an off-line analysis (VideoQA) into an on-line algorithm. In other words, VideoQA refers to a scenario in which a question is provided prior to viewing a video, enabling direct analysis of the video content in relation to the question. On the other hand, EMQA involves a task where a question is posed only after the video has been viewed, requiring the answer to be derived based on the already-seen content. Secondly, the upper limit on memory storage implies a maximum limit on computation at query time, theoretically enabling the system to be used in a life-long manner. In VideoQA terms, this means it is feasible to answer questions on videos of arbitrary length.

These differences underscore the unique challenges and opportunities offered by EMQA. By introducing a constant-size memory constraint, EMQA models are compelled to condense all potentially relevant information into a fixed-size representation, leading to computation requirements that are independent of the video length. This makes EMQA particularly apt for scenarios where the video content is lengthy or the system needs to be used in a life-long manner.

Therefore, in this paper, we concentrate on the EMQA task. This is because the NLVL task is limited by only generating non-textual output, and VideoQA is constrained by scalability and efficiency issues. EMQA addresses these two issues by providing a textual output and introducing a constant-size memory constraint, allowing for efficient processing even for longer videos.

3 SYSTEM DESIGN

Human memory involves the psychological processes of encoding, storing, and later retrieving information. Encoding plays a critical role as the initial stage of memory formation. The primary objective is to process incoming information and transform it into a format that is suitable for storage and subsequent retrieval. Storage encompasses the process of maintaining encoded information in the memory system for extended periods until it is needed for retrieval. Retrieval refers to the dynamic process of accessing stored information from memory and reinstating it into conscious awareness.

From a perspective rooted in biological fidelity, we have developed a system that closely mimics the processes of encoding, storage, and retrieval observed in biological memory systems [61].

3.1 Encode

We employ language as a means to encode egocentric visual perceptions. Specifically, our focus lies on adopting a frame-based approach rather than encoding clips using a sliding window. This decision stems from the fact that encoding clips using a sliding window can result in excessively long inference times, rendering it impractical for real-time usage. Furthermore, the field of video captioning is still in its early stages, and even state-of-the-art models are unable to provide accurate and detailed encodings [51, 53, 54, 56]. Consequently, we opt to encode videos by their individual frames.

We will provide further insights regarding our decision to encode videos at the frame level in the evaluation section of our paper. We will demonstrate why this approach was chosen and shed light on its advantages compared to other encoding methods.

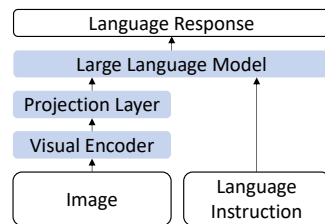


Figure 2: The network structure of a vision language model. This model connects a pre-trained language model and a pre-trained vision encoder by a projection layer. The weights of both models are kept frozen during the pre-training stage of the visual language model [31].

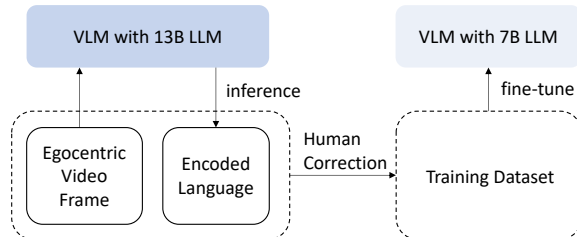


Figure 3: The Egocentric Vision-Language Model is developed through a process called fine-tuning. This process involves extracting knowledge from a large model and transferring it to smaller models, resulting in improved accuracy and faster inference times. The Egocentric Vision-Language Model combines the power of vision and language to effectively process and understand egocentric video data. 13B and 7B refer to large language models with 13 billion and 7 billion parameters.

3.1.1 Vision Language Model

We present a novel model for egocentric video encoding. The model is derived from LLaVA (Large Language and Vision Assistant) [31], a comprehensive multimodal model that has been trained end-to-end. This model is designed for broad applications in visual and language understanding, and it combines the strengths of a pre-trained large language model and a pre-trained visual encoder.

LLaVA’s structure is relatively simple as depicted in Figure 2. It uses a simple linear projection layer to link a frozen CLIP (Contrastive Language-Image Pre-training) visual encoder, ViT-L/14 [43], with a frozen large language model, LLaMA [6, 41, 50]. In other words, this linear layer is used to connect visual features into the text embedding space. The pre-trained CLIP visual encoder ViT-L/14 is used to provide visual features.

The model employs a two-stage instruction-tuning process. The first stage, known as pre-training for feature alignment, aligns the image features with the pre-trained language model’s word embedding. During the training phase, only the projection layer is trained, while the pre-trained large language model’s weights and the visual model’s weights are kept frozen. This stage is used to train a compatible visual tokenizer for the frozen LLM. The second stage updates the weights of both the projection layer and the language model, while only the visual encoder weights are frozen. It considers two specific use case scenarios, a multimodal chatbot and science QA.

3.1.2 Egocentric Vision Language Model

Although LLaVA possesses several strengths, it also exhibits limitations when applied to the problem setting described in this paper, which involves utilizing language to encode videos. Firstly, the model’s inference capability is restricted due to its nature as a general-purpose model with robust reasoning abilities. To achieve high performance, the model requires a powerful and large language

model (LLM). However, employing an excessively large LLM results in slow inference speeds. Second, the model hasn't been trained on egocentric data, which captures first-person experiences in a 3D environment. This lack of training may lead to inadequate performance, as understanding first-person data involves interpreting human-object interactions and complex social behaviors.

To tackle this issue, we curated our own egocentric dataset from Ego4D [13] and fine-tuned the LLaVA model to learn egocentric features. This fine-tuning to produce a smaller model also addresses the need for improved inference speed.

The fine-tuning process is described below:

- **Data Preparation:** The process of data preparation involves utilizing LLaVA to generate comprehensive descriptions of frames in egocentric videos. Initially, we determine the most effective prompt through a human-in-the-loop prompt optimization process. This allows us to obtain detailed descriptions of frames that are uniformly selected from randomly chosen videos in the training set. The final prompt we achieve is *Describe the image in detail. Start with a high-level description: Begin by providing an overall description of the image, capturing its main subject or scene. Describe the visual elements: Break down the image into its key visual elements and describe them in detail. Provide context and additional details: Include any relevant context or details that enhance the understanding of the image. Use spatial relationships: Describe the arrangement of objects within the image, their relative sizes, and their positions. Consider proportions and scale: Specify the proportions and scale of various elements to ensure their accurate representation. This includes the size of objects, distances between them, and any other relevant measurements. Finally, avoid fabricating information.* However, since these descriptions may occasionally contain inaccuracies, human assistance is enlisted to correct them. This step is crucial to ensure the quality and accuracy of the frame descriptions used in the training process.

We begin by employing LLaVA, which utilizes a Large Language Model with 13B parameters, to generate detailed descriptions for a randomly sampled set of 3,000 images using the optimal prompt. Subsequently, we involve three assistants in rectifying the descriptions in cases where objects are misidentified or prominent objects are overlooked within the frames. This process results in a collection of 3,000 image-text pairs. It has been observed by Zhu et al. [60] that a set of 3,000 image-text pairs is adequate. Zhu et al. [60] successfully fine-tuned a visual-language model using only 3,500 image-text pairs, which yielded exceptional performance in tasks such as image question answering.

- **Fine-Tuning:** In the fine-tuning procedure, a smaller Large Language Model with 7B parameters is refined using a training dataset of 3,000 image-text pairs from the previous stage.

The practice of training language models using responses generated by larger language models has become increasingly common due to the robustness of these models. Vicuna-13B [6] is an example of a model trained by fine-tuning the LLaMA-13B [56] base model with approximately 70,000 user-shared conversations gathered from ShareGPT [47], a website that collects conversational data from OpenAI ChatGPT. Similarly, MiniGPT-4 [60] and LLaVA [31] are trained using large language model-generated content, achieving state-of-the-art results and saving significant time on human labeling.

In our experiment, as shown in Figure 3, we use Vicuna-13B [6] as the 13B language model and MPT-7B [35] as the 7B language model. MPT (MosaicML Pretrained Transformer) is optimized for efficient training and fast inference, utilizing FlashAttention [8] and FasterTransformer [38] techniques. The fine-tuning process is essential for optimizing the model's performance, enabling effective learning from the prepared data, and enhancing the speed of inference for egocentric video data. The same set of hyperpa-

rameters used in MiniGPT-4 [60] is employed for fine-tuning.

3.2 Store

A vector database is a specialized form of database that houses data as vectors, which are essentially sequences of numbers [7, 42]. Each data item is encoded as a vector, with each numeric element within the vector denoting a particular attribute or characteristic of the data.


The use of a vector database has the potential to revolutionize long-term memory for Language Models (LLMs) like ChatGPT [4, 48]. By employing a vector database, LLMs can store and retrieve vector representations, which significantly enhance their capacity to retain knowledge and provide precise and contextually relevant responses. Our approach is summarized below:

1. **Chunking:** Break the language-encoded history into smaller, manageable chunks. Our approach employs fixed-size chunking, a prevalent and straightforward technique for segmenting data. In this method, we predetermine the number of tokens in each chunk and consider the potential need for overlap between chunks. Maintaining some degree of overlap is generally beneficial to ensure the preservation of semantic context across the chunks. In the majority of scenarios, fixed-size chunking proves to be the optimal solution. When compared to other chunking methods, fixed-size chunking is computationally economical and easy to implement as it doesn't necessitate the use of specialized Natural Language Processing (NLP) libraries. We set the target size of each text chunk in tokens to 1024, and the overlap chunk size to 256. The minimum size of each text chunk is set to 350. We discard chunks shorter than five characters.
2. **Associate Metadata:** We associate metadata, including frame number and time, with the chunks. The metadata can be used by Vector Database for more advanced searches.
3. **Vector Embeddings:** Create vector embeddings for the segmented texts, capturing their semantic meaning. These embeddings allow the model to understand and manipulate the information in a more nuanced way, capturing the relationships between different pieces of information. We utilize OpenAI model, *text-embedding-ada-002*, for the extraction of vector embeddings.
4. **Storage:** Store the vector embeddings in a vector database. We use Chroma [7]. Chroma serves as a vector database solution, providing the capability to store, search, and access vector data on a large scale. It is specifically engineered to manage substantial volumes of high-dimensional vector data. By committing vector embeddings into a database such as Chroma, the model can then effectively recall and deploy these embeddings for subsequent tasks.

3.3 Retrieve

The retrieve system functions as follows: It begins by taking the user's input question and employing the OpenAI model, *text-embedding-ada-002*, to generate an embedding for this question. This resultant embedding vector is subsequently used to make a query to the Database Interface, with the aim of finding relevant chunks related to the question. The query vector does not necessarily have to exactly align with the vectors in the database, as the database engine from Chroma [7] is capable of efficiently extracting data indexed by vectors that bear close resemblance.

First, chunks of data from a vector database that are semantically related to the query are obtained. These chunks, along with the query, are then inserted into a prompt template: *You are my AI assistant to support memory augmentation. Use the following pieces of context to answer the question at the end. {context} Question: {question}*. The placeholders *{context}* and *{question}* represent the acquired chunks and the user's query, respectively. Next, a chain of thought prompt is constructed, incorporating the prompt template, and presented to the OpenAI GPT-4.



Question: "Where did I leave my keys?" Answer: "on the table"

Figure 4: An example QA pair from the QA-Ego4D dataset. [2]

4 EXPERIMENTS

In this section, we outline the evaluation methodologies for our system. Our assessment strategy incorporates two approaches. First, we conduct a quantitative evaluation, benchmarking our system on a public dataset and comparing its performance against other established baselines. Subsequently, we proceed to test the system in a real-world environment by integrating it with the HoloLens 2.

4.1 Benchmark Evaluation

We conduct a quantitative evaluation of the proposed memory augmentation system on the public dataset QA-Ego4D. The evaluation focuses on the EMQA task, which is detailed in Section 2.2.

4.1.1 Dataset - QA-Ego4D

The QA-Ego4D dataset [2] is a comprehensive collection of egocentric videos, with each sample in the dataset consisting of a video, a natural language question, an answer, and an annotation of a temporal window in which the answer can be deduced from the video. The videos in the dataset have an average length of 8 minutes. An example from the dataset is shown in Figure 4.

The dataset was built as an extension of the Natural Language Query (NLQ) subtask in the Ego4D dataset [13], with the addition of natural language answers to the existing videos and questions. The Natural Language Query (NLQ) dataset comprises annotations from 227 hours of video, encompassing a total of 19.2K queries based on 13 query templates. These videos are sourced from 10 different universities, covering 34 scenarios, with each scenario having a minimum of 1 hour of annotated video. On average, the queries in the NLQ dataset consist of 8.3 ± 2.1 words. The response windows, which indicate the relevant segments in the videos, typically span 9.3 ± 21.5 seconds. It is worth noting that these response windows are often relatively short compared to the full video clip, which presents a challenging search problem. Table 2 shows the templates of the queries. Please note that the QA-Ego4D dataset does not include "When?" questions as there would be no well-defined natural language answer for them.

The QA-Ego4D dataset is divided into training, validation, and test sets. The training set aligns with the training split of the Ego4D NLQ annotations. The test data from Ego4D is not published, so the authors split up the canonical videos in the validation set, and use half of them for testing. The dataset includes 997 videos for training, 162 for validation, and 166 for testing, with a total of 10,746, 1,913, and 1,854 question-answer pairs respectively for each set.

4.1.2 Baseline Models

In our comparison with the proposed egocentric large multimodal model, we incorporate various contrasting models. Initially, we utilize models implemented in the QA-Ego4D paper [2]: Differentiable Neural Computer (DNC) [14], Self-attentive-Associative-Memory-based Two-memory Model (STM) [26], Long-Term Comprehensive Transformer (LT-CT) [44], Rehearsal Memory (RM) [59]. Subsequently, we also employ alterations to the encoding methods: Video-LLaMA [56] which is a state-of-the-art video QA model, and the original LLaVA [31].

Model	BLEU	METEOR	ROUGE
DNC [14]	3.4	17.9	27.0
STM [26]	5.8	17.6	26.2
LT-CT [44]	5.3	18.5	27.5
RM [59]	4.5	17.7	26.6
Language-Encoded QA (with Video-LLaMA [56])	5.8	19.3	30.7
Language-Encoded QA (with LLaVA [31])	7.4	36.1	50.7
Language-Encoded QA (With Ego-LLaVA)	8.3	42.3	54.7

Table 1: EMQA results on the QA-Ego4D test set.

Category	Template	BLEU
Objects	Where is object X before / after event Y?	8.7
	Where is object X?	8.9
	What did I put in X?	7.6
	How many X's? (quantity question)	7.4
	What X did I Y?	8.3
	In what location did I see object X?	8.5
	What X is Y	8.0
	State of an object	7.8
	Where is my object X?	9.0
	Place	Where did I put X?
People	Who did I interact with when I did activity X?	8.1
	Who did I talk to in location X?	8.4

Table 2: The templates encompass a wide range of inquiries that individuals can make use of to enhance their memory and retrieve information about various objects, locations, and individuals they encounter in their daily lives. We also show the average BLEU score for our proposed memory augmentation system for each template.

4.1.3 Evaluation Metrics

We report standard Natural Language Processing metrics for EMQA tasks, including BLEU-4 [40], METEOR [1], and ROUGE-L (f-score) [30]. These metrics all measure the similarity between a machine-generated sentence and a reference sentence. We report the values in percentage values. A higher value indicate better performance.

4.1.4 Results

Table 1 displays the outcomes of various methods applied to the QA-Ego4D test set. Our observations reveal that the language-encoded approach significantly outperforms conventional machine learning models. Additionally, we notice that Ego-LLaVA surpasses the original LLaVA as an encoding method. This improvement can be attributed to fine-tuning LLaVA using egocentric data. Despite the relatively small size of the fine-tuning dataset, which comprises only 3,000 image-text pairs, the model successfully learns to align image embedding features with text features. The performance of using Video LLaMA as the encoding model is poor because it suffers from severe hallucination issues.

Table 2 shows the system's performance on various question templates. We can observe that simpler questions, such as "Where is object X?" or "Where did I put X?", generally yield better results due to their straightforward nature, requiring less complex reasoning from the system. Conversely, questions involving more intricate reasoning or understanding of dynamic elements, like "Where is

object X before / after event Y?” or “What X did I Y?”, may not perform as well. This is attributed to the current encoding method’s limitations in capturing temporal correlations, which are crucial for comprehending dynamic activities. Quantity-based questions, such as “How many X’s?”, pose a challenge due to the encoding model’s resolution limitations, making accurate object counting difficult.

Questions about the state of an object could also be challenging if the state involves fine details or dynamic elements that change over time. Without the ability to apply attention to the data, the system might miss these dynamic subtleties, leading to a significant loss of crucial information. In essence, the system’s performance on different question templates largely depends on the question’s complexity, the required level of detail, and the system’s ability to understand dynamic elements and temporal correlations. Future improvements in these areas could potentially enhance the system’s performance on more complex question templates.

4.2 User Study

The objective of the user study differs from the quantitative analysis as it aims to simulate a real-world scenario. Additionally, users may pose factual queries that require information from external knowledge bases. Consequently, we conducted a user study to evaluate the system’s performance using realistic queries and providing comprehensive responses.

In the user study, we aimed to assess the system’s ability to handle a wide range of queries and generate complete sentences that answer the users’ questions. We considered the inclusion of external knowledge bases to provide accurate and reliable information when necessary. By conducting this user study, we sought to gauge the system’s effectiveness and relevance in meeting the users’ requirements for real-world scenarios.

4.2.1 Participants and Materials

We recruited a total of 12 participants using opportunity sampling to take part in the study (average age = 26.7, $sd = 5.2$; 7 males and 5 females). The study used a HoloLens 2 device which has an inbuilt front camera to stream egocentric videos. The encoding, storage, and retrieval tasks were performed by calling APIs hosted on our server.

4.2.2 Procedure

The study comprises two stages. During the first stage, participants were equipped with a HoloLens 2 device and were instructed to do a series of tasks. The tasks were divided into five different scenarios: (1) looking at a painting in a living room; (2) switching TV channels in a living room; (3) cooking eggs in a kitchen; (4) reading a book in a study room; and (5) selecting a movie on a laptop. These tasks take place in an actual house equipped with a variety of furniture and items. Participants were encouraged to freely engage in the tasks to simulate a normal daily life experience.

Between five and seven days later, participants proceeded to the second stage of the study. This delay was implemented based on the concept proposed by Rivera-Lares et al. [46]. They suggest that after a week, the amount of retained information may have diminished to a level referred to as the “floor”, making it challenging to detect or observe any additional instances of forgetting. This can be represented by the forgetting curve, which hypothesizes a decline in memory retention over time in the absence of deliberate attempts to retain information.

During the second stage of the study, participants were presented with a set of questions modeled after Table 2, which were derived from the tasks they performed. Standard questions included “Where did you place the TV remote?”, “Name the list of movies you browsed on the laptop?”, “What was the dominant color of the painting you observed?”, “How many eggs did you cook?”, and

“Name the book you read?”. In addition to these task-related questions, there were other queries that were not directly linked to the tasks but remained relevant to the scenarios, including “What color was the guitar beside the painting?”, “What was the person you interacted with (user study facilitator) wearing?”, “What is the color of the kettle beside the pan” and “How many vases did you see on the dining table?”. A description type question encompasses the third category of queries: “Describe the painting in detail”. We ask each participant these 10 questions, and they give their responses.

In addition, participants were encouraged to ask the memory augmentation system five open-ended questions through a interactive conversational interface, such as “What movie would you recommend for next time?”, “Based on what you know, do you think I eat healthily, and if not, what suggestions do you have for my diet?”, and “What are the steps to better cook an egg?”.

Then, participants were asked to rate the responses generated by our system as well as their own answers using a scale ranging from 1 (very bad) to 5 (very good). Note that the order of queries and the order of which responses to score are randomized. Participants were also requested to score the system’s responses to open-ended questions using the same scale. Following this, post-study surveys were conducted to gather feedback from the participants regarding their subjective opinions on the overall experience with the system.

Specifically, the users were asked to respond to Likert scale questions: 1. The memory augmentation capability is valuable; 2. The information provided by the memory augmentation system is accurate; 3. The response to my open-ended questions by the memory augmentation system is creative; 4. I am willing to wear an always-on camera for language-encoded memory augmentation; 5. I am willing for others in my close vicinity to wear an always-on camera for language-encoded memory augmentation.

Finally, four open-ended questions were posed: 1. Under what circumstances would you use this memory augmentation feature? 2. Do you have any concerns regarding the memory augmentation capability? 3. What improvements would you suggest for the memory augmentation system? 4. Do you have any other feedback or suggestions regarding the memory augmentation feature?

4.2.3 Implementation Details

The process begins with the uploading of the video to the server. To optimize the speed of the encoding process, we extract four frames per second from the video. To expedite this process and approach near real-time encoding, we employ multi-process threading. This technique allows multiple encoding tasks to be executed simultaneously, significantly reducing the overall time required. Once the frames are encoded, they are stored in a vector database. Vector databases, such as Pinecone [42] and Chroma [7], are designed to handle high-dimensional vector data, making them ideal for this purpose. In our case, we have chosen to use Chroma as it is an open-source project. We use LangChain [4] as the implementation framework and OpenAI GPT-4 as the large language model to implement the conversational AI assistant that performs question-answering for memory augmentation.

4.2.4 Results

- **Episodic Memory Questions:** Figure 5 illustrates a comparison of scores for the memory augmentation (MA) system’s response and Human responses across various episodic memory questions. To clarify how the rating score correlates with the response, we derived some findings from the scored responses. Consider an example question: “What was the person you interacted with wearing?” An answer of “grey t-shirt” would receive a score of 5, while a response of “grey” would score 4, and a completely unrelated answer like “red” or “I don’t know” would get a 1. For color and quantity questions, the closer the answer is to the actual response, the higher the score. For instance, “blue” would be rated

around 4 in response to the color “green”, and a response of 4 would get a score around 4 for a quantity of 5.

The memory augmentation system outperforms humans in general, as evidenced by the performance depicted in Figure 5, particularly for the standard episodic memory questions. It excels in tasks that require detailed descriptions, as it demonstrates the capability to provide thorough descriptions of paintings. The ego-LLaVA decoding method surpasses human memory in capturing finer details.

However, the language encoding method exhibits a weakness in tasks involving counting, such as determining the number of eggs or vases. Moreover, in tasks involving dynamic elements, such as the question “Where did you place the TV remote?”, while the ego-LLaVA accurately identifies the TV remote, it encounters a failure mode in distinguishing between “pick up” and “place”. Sometimes, it provides an answer based on the former action, and when participants do not place the TV remote in the same location, the system may provide an incorrect response.

Lastly, we have observed that human memory is highly proficient in specific tasks but struggles with remembering things they didn’t pay attention to, such as the color of a kettle or the presence of a guitar when unrelated to their current tasks. Additionally, recalling a list of five movie names poses a challenge for human memory, resulting in subpar performance.

In summary, memory augmentation proves useful in several scenarios: 1. Memory-intensive tasks, 2. Tasks requiring detailed descriptions, 3. Situations where people do not focus on or pay attention to certain aspects. From a statistical point of view, the Memory Augmentation system shows a higher mean response with 4.13/5 compared to a human response of 2.46/5, indicating its superiority over human performance. A Friedman’s test confirms a significant difference between the memory augmentation and human responses ($\chi^2 = 37.928$, $df = 1$, $p = 0.0009$), providing strong evidence to reject the null hypothesis of no difference. Further, the MA system displays a smaller standard deviation (MA: 1.12/5, Human: 1.72/5), suggesting more stability compared to the less reliable human memory. Overall, the MA system performs better and exhibits greater consistency compared to human responses.

- **Open-Ended Questions:** For open-ended questions, participants rated the responses provided by the memory augmentation system with an average score of 3.97, and a standard deviation of 0.604. This suggests the additional value of using a large language model like OpenAI GPT-4 as a conversational interface with access to an external knowledge base, enhancing its context awareness regarding memories. Some frequent questions are to recommend a movie or a book. Then the MA responded with “Certainly! Based on the context provided, I suggest you watch *The Godfather*. It’s a classic and highly acclaimed film that you might enjoy.”, or “I would recommend checking out *The Dark Knight* as it seems to be a popular choice in the given scenarios. It is a movie and comic book series that you might find interesting.” These responses are usually rated as 5. There are also questions related to instructions, such as “How can I cook my egg better?”. The MA responds by listing very detailed steps for cooking the eggs while also being aware of the quantity of the eggs the user cooks. Such responses are often rated as 4 to 5.
- **Post-Study Survey:** Figure 6 depicts the distribution of participant responses regarding the Memory Augmentation System. This Likert plot illustrates the distribution of participant responses across five categories: Strongly Disagree, Disagree, Neutral, Agree, and Strongly Agree, for different aspects of the memory augmentation system, including its capability, accuracy, creativity, and willingness to use. We observe that the proposed memory augmentation system is generally perceived to be accurate for typical EMQA questions, displays creativity in responding to open-ended

questions, and is considered valuable overall. However, participants express concerns about the system being socially awkward to wear and raise privacy issues regarding people wearing it and recording their activities.

In the open-ended surveys, participants emphasized the importance and value of having a memory augmentation system, highlighting various applicable scenarios such as biomedical experiments, conferences, attending lectures/meetings, and exploring new places. Participants also expressed concerns regarding privacy, as the system’s powerful and accurate capabilities could pose safety risks if breached, and discomfort with others wearing the system and recording their activities. Ethical concerns were also raised, such as potential degradation of people’s memorization capabilities if they rely solely on the system. Participants proposed specific improvements to address these issues, including incorporating indicators to make people aware of the system’s operation and limiting its use to specific scenarios such as teaching and conferences rather than everyday life. Additionally, participants suggested making the always-on camera device as lightweight and inconspicuous as possible to minimize social awkwardness and increase social acceptance.

5 DISCUSSION

After subjecting our system to rigorous evaluation using the QA-Ego4D dataset, it has demonstrated superior performance, surpassing traditional machine learning models with an impressive BLEU score of 8.3. In comparison, the conventional models achieved scores ranging from 3.4 to 5.8. Moreover, in a user study involving real-life episodic memory tasks, our system received an outstanding mean response score of 4.13/5, outshining the human participants’ score of 2.46/5.

5.1 Language-Based Encode-Store-Recall Method is Memory and Computation Efficient

Baseline models exhibit subpar performance on the EMQA task due to several factors:

- **Memory Constraints:** The EMQA task imposes a constant-size memory constraint, requiring models to compress all potentially relevant information into a fixed-size representation. Baseline models not designed to handle this constraint may struggle to effectively manage and utilize the limited memory space.
- **Model Specialization:** Certain baseline models, such as STM, employ a simplistic implementation that may not be sufficient for the EMQA task. For instance, STM’s reliance on a single hidden vector in its implementation could account for its low performance.
- **Relevance Selection:** The EMQA task necessitates the model to appropriately select relevant information due to the memory constraint. This could pose a challenge for some models, leading to poor performance.

Our approach, which utilizes a language-based encode-store-recall method, addresses these issues. Firstly, encoding videos into language form means the information is text-based, and text requires minimal computational memory space, thereby eliminating memory constraints.

During the retrieving phase, retrieving relevant text chunks also requires minimal computation, as they are all stored in a vector database, and simple distance-based metrics can be used for retrieval.

Moreover, the encoding, storing, and retrieving process can be hosted in the cloud, eliminating the need for local computing power, as encoding doesn’t need to be performed in real-time. Furthermore, these large language models and vision-language models possess sufficient complexity to handle intricate image features and text

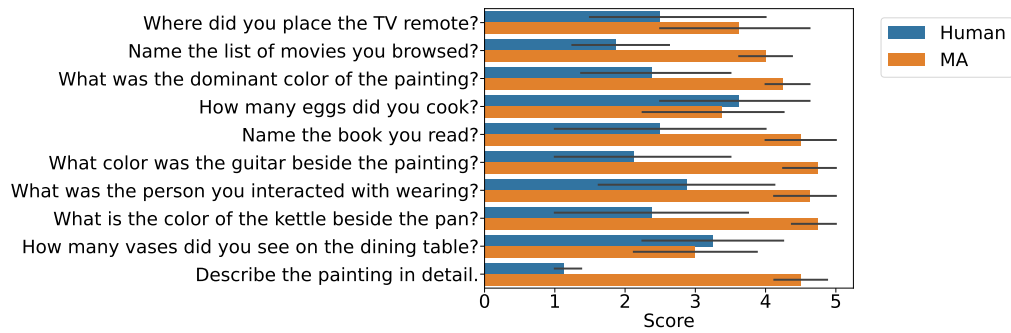


Figure 5: Comparative analysis of scores for the memory augmentation (MA) system and Human responses across various questions. Each question has multiple pairs of AI and Human scores represented by the bars. The x -axis enumerates different questions, while the y -axis shows the scores ranging from 1 to 5. The bars are color-coded, with one color representing AI and another representing Human scores. The legend on the top-right corner outside the plot area distinguishes between AI and Human bars.

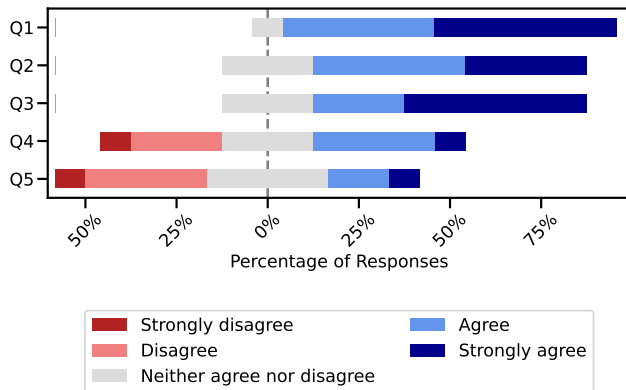


Figure 6: The five-point Likert responses to the post-study questionnaire. Q1. The memory augmentation capability is valuable; Q2. The information provided by the memory augmentation system is accurate; Q3. The response to my open-ended question by the memory augmentation system is creative; Q4. I am willing to wear an always-on camera for memory augmentation through language encoding; Q5. I am willing for others in my close vicinity to wear an always-on camera for memory augmentation through language encoding.

features, and are capable of producing natural, human-like textual information.

5.2 How this Approach can be Applied in Real-Life for Privacy?

Privacy is a paramount concern in life logging and memory augmentation systems, and is highlighted in the post-study surveys in Section 4.2.4. The challenge lies in the nature of video data itself. Videos are rich in detail and inherently difficult to sanitize without losing significant content. It’s challenging to systematically eliminate private information from videos, such as blurring people’s faces or obscuring identifiable objects, without also affecting the overall quality and usefulness of the video. This is where the advantage of using language as a medium in memory augmentation systems becomes evident. Unlike videos, language data can be more easily processed to remove or anonymize private information. For instance, specific names can be replaced with generic terms, and identifiable details can be omitted or generalized. This process is more straightforward and less likely to degrade the overall quality of the information.

Moreover, language-encoded systems can be designed to inherently respect privacy norms. During the encoding process, sensitive

information can be identified and excluded, ensuring that the resulting language-encoded data is free from private information. This approach not only protects user privacy but also maintains the utility and effectiveness of the memory augmentation system. Lastly, considering the hardware design perspective, indicators can be used to safeguard privacy concerns and ensure the right to information, as highlighted by the findings in Section 4.2.4.

5.3 Limitations and Future Work

We introduce an encoding method that operates on an individual frame basis. However, this method struggles to capture temporal correlations, which are essential for understanding dynamic features like activities. Figure 5 shows the lower performance on the two questions related to dynamic elements, including “place” and “cook”. Such movements or scene changes, are better understood when temporal correlations between frames are considered. Without this, the encoding method may miss these dynamic subtleties, leading to a significant loss of crucial information. Activities usually occur over a series of frames. Ignoring temporal correlations can make it challenging to fully understand these activities. For example, the action of a person picking up an object involves a sequence of movements across several frames. Despite these shortcomings, this encoding method excels in capturing static features, as each frame is encoded separately.

Looking forward, our research will focus on two main areas. Firstly, we plan to develop a high-resolution, accurate egocentric vision-language model. This model will integrate vision and language processing from a first-person perspective, similar to human perception of their surroundings. The high-resolution aspect of this model will allow it to capture intricate details in visual data, significantly enhancing its performance. Secondly, we aim to create a vision-language model that can process dynamic video data. This model will provide a more holistic view of the environment by capturing temporal changes and movements over time. This approach will yield richer and more contextual information, enhancing the model’s understanding of the visual scene. However, it is important to note that processing video data is more complex and computationally demanding than handling static images, presenting its own unique challenges.

6 CONCLUSION

We present a novel system that combines language encoding with episodic memory tasks. The system incorporates several essential elements made possible using natural vision language encoders, including other features such as long-term memory integration, lightweight implementation utilizing hosted APIs, and real-time inference capabilities. This integration of language encoding and episodic memory

represents a state-of-the-art approach in the field, enabling enhanced performance and efficiency. Moreover, while privacy is a significant concern in life logging and memory augmentation systems, the use of language encoding presents a viable solution. By transforming video data into language data and carefully managing the encoding process, privacy can be effectively safeguarded while still providing a useful tool for memory augmentation. Extensive evaluations were conducted on the system, demonstrating its effectiveness and efficacy. Through rigorous testing and analysis, empirical evidence was provided supporting the superior performance of the system in handling episodic memory tasks. These evaluations validate the potential of the proposed system to excel in practical applications.

REFERENCES

- [1] S. Banerjee and A. Lavie. Meteor: An automatic metric for mt evaluation with improved correlation with human judgments. In *Proceedings of the acl workshop on intrinsic and extrinsic evaluation measures for machine translation and/or summarization*, pp. 65–72, 2005.
- [2] L. Bärmann and A. Waibel. Where did i leave my keys?-episodic-memory-based question answering on egocentric videos. In *Proceedings of the IEEE/CVF Conference on Computer Vision and Pattern Recognition*, pp. 1560–1568, 2022.
- [3] D. Byrne, A. R. Doherty, C. G. Snoek, G. J. Jones, and A. F. Smeaton. Everyday concept detection in visual lifelogs: validation, relationships and trends. *Multimedia Tools and Applications*, 49:119–144, 2010.
- [4] H. Chase. Langchain, 2022. [Online; accessed 25-May-2023].
- [5] Y. Chen and G. J. Jones. Augmenting human memory using personal lifelogs. In *Proceedings of the 1st augmented human international conference*, pp. 1–9, 2010.
- [6] W.-L. Chiang, Z. Li, Z. Lin, Y. Sheng, Z. Wu, H. Zhang, L. Zheng, S. Zhuang, Y. Zhuang, J. E. Gonzalez, et al. Vicuna: An open-source chatbot impressing gpt-4 with 90%* chatgpt quality, 2023.
- [7] C. Core. Chroma-core/chroma: A vector database. Online, 2023. Accessed: 2023-06-01.
- [8] T. Dao, D. Fu, S. Ermon, A. Rudra, and C. Ré. Flashattention: Fast and memory-efficient exact attention with io-awareness. *Advances in Neural Information Processing Systems*, 35:16344–16359, 2022.
- [9] N. Davies, A. Friday, S. Clinch, C. Sas, M. Langheinrich, G. Ward, and A. Schmidt. Security and privacy implications of pervasive memory augmentation. *IEEE Pervasive Computing*, 14:44–53, 01 2015. doi: 10.1109/MPRV.2015.13
- [10] T. Dingler, P. E. Agroudy, R. Rzayev, L. Lischke, T. Machulla, and A. Schmidt. Memory augmentation through lifelogging: opportunities and challenges. *Technology-Augmented Perception and Cognition*, pp. 47–69, 2021.
- [11] A. R. Doherty, K. Pauly-Takacs, N. Caprani, C. Gurrin, C. J. Moulin, N. E. O’Connor, and A. F. Smeaton. Experiences of aiding autobiographical memory using the sensecam. *Human-Computer Interaction*, 27(1-2):151–174, 2012.
- [12] J. Gao, C. Sun, Z. Yang, and R. Nevatia. Tall: Temporal activity localization via language query. In *Proceedings of the IEEE International Conference on Computer Vision (ICCV)*, 2017.
- [13] K. Grauman, A. Westbury, E. Byrne, Z. Chavis, A. Furnari, R. Girdhar, J. Hamburger, H. Jiang, M. Liu, X. Liu, et al. Ego4d: Around the world in 3,000 hours of egocentric video. In *Proceedings of the IEEE/CVF Conference on Computer Vision and Pattern Recognition*, pp. 18995–19012, 2022.
- [14] A. Graves, G. Wayne, M. Reynolds, T. Harley, I. Danihelka, A. Grabska-Barwińska, S. G. Colmenarejo, E. Grefenstette, T. Ramalho, J. Agapiou, et al. Hybrid computing using a neural network with dynamic external memory. *Nature*, 538(7626):471–476, 2016.
- [15] C. Gurrin, R. Albatat, H. Joho, and K. Ishii. A privacy by design approach to lifelogging. In *Digital enlightenment yearbook 2014*, pp. 49–73. IOS Press, 2014.
- [16] C. Gurrin, A. F. Smeaton, A. R. Doherty, et al. Lifelogging: Personal big data. *Foundations and Trends® in information retrieval*, 8(1):1–125, 2014.
- [17] C. Gurrin, A. F. Smeaton, Z. Qiu, and A. R. Doherty. Exploring the technical challenges of large-scale lifelogging. *ACM Transactions on Intelligent Systems and Technology*, 2013.
- [18] M. Harvey, M. Langheinrich, and G. Ward. Remembering through lifelogging: A survey of human memory augmentation. *Pervasive and Mobile Computing*, 27:14–26, 2016.
- [19] G. R. Hayes, S. N. Patel, K. N. Truong, G. Iachello, J. A. Kientz, R. Farmer, and G. D. Abowd. The personal audio loop: Designing a ubiquitous audio-based memory aid. In *Mobile Human-Computer Interaction-MobileHCI 2004: 6th International Symposium, Mobile-HCI, Glasgow, UK, September 13-16, 2004. Proceedings 6*, pp. 168–179. Springer, 2004.
- [20] S. Hodges, L. Williams, E. Berry, S. Izadi, J. Srinivasan, A. Butler, G. Smyth, N. Kapur, and K. Wood. Sensecam: A retrospective memory aid. In *UbiComp 2006: Ubiquitous Computing: 8th International Conference, UbiComp 2006 Orange County, CA, USA, September 17-21, 2006 Proceedings 8*, pp. 177–193. Springer, 2006.
- [21] M. J. Intons-Peterson. External memory aids and their relation to memory. In *Cognitive psychology applied*, pp. 145–168. Psychology Press, 2014.
- [22] M. J. Intons-Peterson and G. L. Newsome III. External memory aids: Effects and effectiveness. In *Memory improvement: Implications for memory theory*, pp. 101–121. Springer, 1992.
- [23] Y. Jang and G. Kim. A survey on video question answering. *ACM Computing Surveys (CSUR)*, 54(6):1–37, 2021.
- [24] S. B. Klein. What memory is. *Wiley Interdisciplinary Reviews: Cognitive Science*, 6(1):1–38, 2015.
- [25] R. Krishna, K. Hata, F. Ren, L. Fei-Fei, and J. Carlos Niebles. Dense-captioning events in videos. In *Proceedings of the IEEE International Conference on Computer Vision (ICCV)*, 2017.
- [26] H. Le, T. Tran, and S. Venkatesh. Self-attentive associative memory. In *International Conference on Machine Learning*, pp. 5682–5691. PMLR, 2020.
- [27] H. V. Le, S. Clinch, C. Sas, T. Dingler, N. Henze, and N. Davies. Impact of video summary viewing on episodic memory recall – design guidelines for video summarizations. In *Proceedings of the SIGCHI Conference on Human Factors in Computing Systems*, pp. 4793–4805. ACM, 2016.
- [28] T. Le, H. Nguyen, L. Duan, D. Q. Pham, and M. L. Shyu. Hierarchical conditional relation networks for video question answering. In *Proceedings of the IEEE/CVF Conference on Computer Vision and Pattern Recognition (CVPR)*, 2020.
- [29] J. Lei, L. Yu, T. Berg, and M. Bansal. Tvqa+: Spatio-temporal grounding for video question answering. In *Proceedings of the Association for Computational Linguistics (ACL)*, pp. 8211–8225, 2020.
- [30] C.-Y. Lin. Rouge: A package for automatic evaluation of summaries. In *Text Summarization Branches Out*, pp. 74–81. Association for Computational Linguistics, 2004.
- [31] H. Liu, C. Li, Q. Wu, and Y. J. Lee. Visual instruction tuning. *arXiv preprint arXiv:2304.08485*, 2023.
- [32] M. Ma, S. Yoon, J. Kim, Y. Lee, S. Kang, and C. D. Yoo. Vlanet: Video-language alignment network for weakly-supervised video moment retrieval. In *Proceedings of the European Conference on Computer Vision (ECCV)*, 2020.
- [33] Microsoft Research. Sensecam. <https://www.microsoft.com/en-us/research/project/sensecam/>, 2004. (Accessed: Day Month Year).
- [34] T. Miyanishi and M. Kawanabe. Watch, listen, and answer: Open-ended videoqa with modulated multi-stream 3d convnets. In *European Signal Processing Conference (EUSIPCO)*, pp. 706–710, 2021.
- [35] MosaicML. Mpt: Model parallel transformers from 100 million to 7 billion parameters. 2022.
- [36] J. Mun, M. Cho, and B. Han. Local-global video-text interactions for temporal moment localization. In *Proceedings of the IEEE/CVF Conference on Computer Vision and Pattern Recognition (CVPR)*, 2020.
- [37] J. Mun, P. H. Seo, I. Jung, and B. Han. Just ask: An interactive learning framework for vision and language navigation. In *Proceedings of the European Conference on Computer Vision (ECCV)*, 2020.
- [38] NVIDIA. Fastertransformer, 2023.
- [39] OpenAI. Gpt-4: The fourth generation of generative pre-trained transformers. *OpenAI Blog*, 2023.

- [40] K. Papineni, S. Roukos, T. Ward, and W.-J. Zhu. Bleu: a method for automatic evaluation of machine translation. In *Proceedings of the 40th annual meeting of the Association for Computational Linguistics*, pp. 311–318, 2002.
- [41] B. Peng, C. Li, P. He, M. Galley, and J. Gao. Instruction tuning with gpt-4. *arXiv preprint arXiv:2304.03277*, 2023.
- [42] Pinecone. Pinecone: A vector database for similarity search and recommendation. *Pinecone Documentation*, 2022.
- [43] A. Radford, J. W. Kim, C. Hallacy, A. Ramesh, G. Goh, S. Agarwal, G. Sastry, A. Askell, P. Mishkin, J. Clark, et al. Learning transferable visual models from natural language supervision. In *International conference on machine learning*, pp. 8748–8763. PMLR, 2021.
- [44] J. W. Rae, A. Potapenko, S. M. Jayakumar, and T. P. Lillicrap. Compressive transformers for long-range sequence modelling. *arXiv preprint arXiv:1911.05507*, 2019.
- [45] M. Regneri, M. Rohrbach, D. Wetzell, S. Thater, B. Schiele, and M. Pinkal. Grounding action descriptions in videos. *Transactions of the Association for Computational Linguistics*, 1:25–36, 2013.
- [46] K. Rivera-Lares, R. Logie, A. Baddeley, et al. Rate of forgetting is independent of initial degree of learning. *Memory & Cognition*, 50:1706–1718, 2022. doi: 10.3758/s13421-021-01271-1
- [47] ShareGPT. Sharegpt, 2023.
- [48] R. Stata, K. Bharat, and F. Maghoul. The term vector database: fast access to indexing terms for web pages. *Computer Networks*, 33(1-6):247–255, 2000.
- [49] G. Sun, L. Liang, T. Li, B. Yu, M. Wu, and B. Zhang. Video question answering: A survey of models and datasets. *Mobile Networks and Applications*, 26(5):1904–1937, 2021.
- [50] R. Taori, I. Gulrajani, T. Zhang, Y. Dubois, X. Li, C. Guestrin, P. Liang, and T. B. Hashimoto. Stanford alpaca: An instruction-following llama model. *GitHub repository*, 2023.
- [51] J. Wang, Z. Yang, X. Hu, L. Li, K. Lin, Z. Gan, Z. Liu, C. Liu, and L. Wang. Git: A generative image-to-text transformer for vision and language. *arXiv preprint arXiv:2205.14100*, 2022.
- [52] K. Wolf, A. Schmidt, A. Bexheti, and M. Langheinrich. Lifelogging: You’re wearing a camera? *IEEE Pervasive Computing*, 13(3):8–12, 2014.
- [53] H. Xu, Q. Ye, M. Yan, Y. Shi, J. Ye, Y. Xu, C. Li, B. Bi, Q. Qian, W. Wang, et al. mplug-2: A modularized multi-modal foundation model across text, image and video. *arXiv preprint arXiv:2302.00402*, 2023.
- [54] J. Xu, T. Mei, T. Yao, and Y. Rui. Msr-vtt: A large video description dataset for bridging video and language. In *Proceedings of the IEEE conference on computer vision and pattern recognition*, pp. 5288–5296, 2016.
- [55] W. Yu, H. Zheng, M. Li, L. Ji, L. Wu, N. Xiao, and N. Duan. Learning from inside: Self-driven siamese sampling and reasoning for video question answering. In *Advances in Neural Information Processing Systems (NeurIPS)*, p. 13, 2021.
- [56] H. Zhang, X. Li, and L. Bing. Video-llama: An instruction-finetuned visual language model for video understanding, 2023.
- [57] H. Zhang, A. Sun, W. Jing, L. Zhen, J. T. Zhou, and R. S. M. Goh. Hrcn: A hierarchical recurrent convolutional network for video question answering. In *Proceedings of the IEEE/CVF Conference on Computer Vision and Pattern Recognition (CVPR)*, pp. 1–1, 2021.
- [58] J. Zhang, X. Lin, and Y. Zhao. Cross-modal interaction networks for query-based moment retrieval in videos. In *Proceedings of the IEEE/CVF Conference on Computer Vision and Pattern Recognition (CVPR)*, 2021.
- [59] Z. Zhang, C. Zhou, J. Ma, Z. Lin, J. Zhou, H. Yang, and Z. Zhao. Learning to rehearse in long sequence memorization. pp. 12663–12673. PMLR, 2021.
- [60] D. Zhu, J. Chen, X. Shen, X. Li, and M. Elhoseiny. Minigpt-4: Enhancing vision-language understanding with advanced large language models. *arXiv preprint arXiv:2304.10592*, 2023.
- [61] G. Zlotnik and A. Vansintjan. Memory: An extended definition. *Frontiers in psychology*, 10:2523, 2019.