

# The Privacy-Value-App Relationship and the Value-Centered Privacy Assistant

Sarah E. Carter  
D-REAL  
Discipline of Philosophy  
Data Science Institute  
University of Galway  
Ireland  
s.carter6@universityofgalway.ie

Mathieu d'Aquin  
LORIA  
Université de Lorraine  
France  
mathieu.daquin@loria.fr

Dayana Spagnuolo  
TNO  
The Netherlands  
dayana.spagnuolo@tno.nl

Ilaria Tiddi  
Computer Science Department  
Vrije Universiteit Amsterdam  
The Netherlands  
i.tiddi@vu.nl

Kathryn Cormican  
Enterprise Research Center  
School of Engineering  
University of Galway  
Ireland  
kathryn.cormican@universityofgalway.ie

Heike Felzmann  
Discipline of Philosophy  
University of Galway  
Ireland  
heike.felzmann@universityofgalway.ie

## ABSTRACT

Many of us make quick decisions that affect our data privacy on our smartphones without due consideration of our values. One such decision point is establishing whether to download a smartphone app or not. In this work, we aim to better understand the relationship between our values, our privacy preferences, and our app choices, as well as explore the effectiveness of a smartphone value-centered privacy assistant (VcPA) at promoting value-centered app selection. To do this, we conducted a mixed-methods study that involved two phases: The first was an online survey of 273 smartphone user's values and privacy preferences when considering whether to download one of two apps (Lose It! and OpenLitterMap). Our results suggest that values and privacy preferences are related in an app or context-dependent manner. We found weak but potentially interesting correlations between privacy preferences, values, and which app is being considered, with the strongest correlations occurring between which app was being considered and a user's values (for example: OpenLitterMap and the value, Universalism). When looking at the value-privacy preference relationship within each app, additional correlations were observed and different values were considered more relevant depending on the app being considered. The second phase was testing the VcPA with 77 users in a synthetic Mock App Store setting. We established usability of a VcPA, with the VcPA helping some users more than others with selecting apps consistent with their selected value profile. Improvements based on participants feedback included helping users better compare apps to select one that fits both their desired function and value set as well as improving upon the presentation of privacy preferences. While the significance of this study lies in progressing our understanding of a value-centered approach to privacy and establishing the usability of the VcPA for a subset of users, results also indicated the need for a more contextual conceptualization of values. Future qualitative and context-specific explorations of user perspectives could contribute to adequately capturing the specific role of values for privacy decision-making and improving the VcPA.

## KEYWORDS

Values, privacy, smartphone, apps, privacy assistant, ethics

## Introduction

We don't always act in accordance with our values when making data privacy decisions. Certain design choices when designing privacy notices and policies can prompt us to consent [37], regardless of whether it is in line with our values to do so. While designing technology to promote value-centered decision-making can be viewed as critical for wellbeing and human flourishing [2, 3, 30], it is clear that data privacy notices and consent dialogs, in their current form, are not designed to promote such decisions [37].

To help users make more meaningful privacy choices, a value-centered privacy assistant (VcPA) was suggested in the work of [6, 7]. The VcPA is based on an existing technology, personalized privacy assistants (PPAs) [22, 23, 40], which aim to assist users to make decisions more consistent with their privacy preferences. In this paper, we aim to expand on the theory and conceptualization presented by [6, 7] through empirically exploring the relationship between values, privacy preferences, and smartphone app selection.

This paper is structured as follows. After presenting the problem of making and promoting value-centered privacy choices in more detail, we then discuss results of two investigations into the VcPA and value-centered privacy choices. Firstly, we will discuss a survey of values of privacy preferences in two app settings and the correlations identified between values, privacy preferences, and which app is being considered by the study participant. Secondly, we will illustrate how we built and tested a user-centered prototype of the VcPA by constructing a synthetic online "Mock App Store" testing environment that incorporates the logics of a VcPA. Lastly, we discuss limitations surrounding the study design and future research avenues required to complement and contextualized these initial investigations.

## 1.1 Background

*1.1.1 Dark Patterns.* Privacy notices are not successful in eliciting informed consent. Many users "click through" privacy notices because they are overwhelmed by the number they receive [32]. Besides this "notice fatigue," they can also fall prey to a host of cognitive biases—mental "shortcuts" used for fast decision-making [37]. Data collectors can encourage consent on privacy notices through the use of "dark" or "deceptive" patterns on notice design [13, 24, 39], such as cookie privacy notices that highlight "accept all" to nudge users to consent. It is therefore doubtful that privacy notices elicit truly autonomous, informed consent.

In addition, "dark patterns" also encourage us to give away our data when it is not coherent with our values to do so. Notice fatigue causes cognitive overload that discourages mindful choice, and lack of relevant privacy controls can prevent us from acting according to our values [6, 38].

In contrast to these "dark" patterns, "bright" privacy-preserving patterns have been proposed to promote more privacy protective decisions [12, 31]. However, these run the risk of undermining a user's autonomy because they encourage one behavior over another—a behavior that may not be in line with what the user desires [6, 10, 11, 14]. Through the lens of volitional autonomy, what one "truly" desires can be defined by their second-order volition, or their "desire to desire" [11]. For example, imagine a user who wishes to share data with a developer because they want to help the app improve its functionality. A bright pattern could nudge them to preserve their privacy, even if it is contrary to their actual desire. While it can be challenging to discern where someone may "choose" to share data motivated by their second-order desires and not notice fatigue [6], those who deploy bright patterns must be mindful of their power to influence user behavior.

*1.1.2 Shift to Value-Centered Privacy Decisions.* Instead of utilizing notice to either elicit informed consent or to encourage privacy protective behavior, it has previously been proposed that privacy notices could be utilized to promote more meaningful privacy choices through value-centered privacy decision-making [6]. This idea encompasses the intuitive role of personal values in data privacy decisions—viewing them as something that motivates us *to desire to make certain* privacy decisions. Fundamentally, our values are at the heart of our deliberate life choices. Returning to volitional autonomy, Gerald Dworkin argues in [10] that autonomous choice is characterized by our ability to reflect and endorse our desires in accordance with our values. In the context of privacy decision-making, reflective thinking, including considering one's values, allows for more deliberate, meaningful choices [38]. Insights from human-computer interaction also suggest that our personal values are intricately linked to the meaningfulness of our interactions with technology [27]. Normatively, such value-centered privacy decision-making is also desirable because it is critical for the promotion of human flourishing and overall digital wellbeing [2, 3], and it has been proposed that designing technology to support users to act according to their goals and values is central to safeguarding this wellbeing [30].

To assist users with more value-centered digital engagements through privacy decision-making, the value-centered privacy assistant (VcPA) was conceptualized in the work of [6, 7]. The VcPA is inspired by existing personalized privacy assistant (PPA) technology [22, 23, 40]. PPAs are smartphone or IoT machine learning-based assistants that utilize user privacy preference profiles to trigger privacy notices to help the user manage their privacy decisions [8, 22]. According to [6], PPAs help decrease some burden from notice fatigue, thereby leaving more "space" for value-centered choices. The VcPA aims to improve upon PPAs by shifting the focus from user privacy preferences to the user values behind their privacy preferences and choices. It intends to accomplish this at one privacy decision point - when deciding whether to download a smartphone app from an app store.

The VcPA consists of three features [6, 7]. It utilizes *selective notices* based on a user's values, encompassed in a value profile that determines when notices are issued; encourages users to re-assess their profile choice using *exploratory notices*, which double check with the user that the selective notices they have been receiving are still relevant to them; and *suggests alternative applications* whose data collection practices are more consistent with their value profile (**Table 1**).

**Table I:** Features of a VcPA, modified from [7]

Feature	Description
Selective Notices	Encouraging users to “slow down” before downloading an app by introducing notices that appear when an app’s data collection practice is not consistent with a user’s selected value profile
Suggesting Alternative Applications	A “suggestion page” of alternative applications with similar function that are more consistent with the user’s value profile, linked to the selective notices
Exploratory Notices	Promoting users at periodic time intervals with a notice to check that their value profile and resulting selective notices are still relevant to them

## 1.2 Theoretical Foundations: The Nature of Values

There are different theoretical understandings of human values across and within academic disciplines. For this study, we utilized the Theory of Basic Human Values, a well-established conceptualization of values from social and cross-cultural psychology with associated empirical measures [33, 36]. While there is criticism of this approach due to its roots in evolutionary psychology [4, 9], this theoretical framing was selected as a practical means of capturing values.

According to the Theory of Basic Human Values, values motivate us to act in pursuit of one of three universal human requirements as defined by evolutionary psychology: our individual needs as biological organisms; our coordinated social interactions; and to ensure the welfare of social groups [36]. Values refer to motivational goals and encourage us to act.

Shalom Schwartz, who developed the theory, claims that there is a set of ten universal human values that are defined by their distinct motivational goal, organized in a quasi-circular manner in relation to each other [33, 36]. These tensions and similarities can be grouped along two axes: 1.) Openness to Change (values: Stimulation, Self-Direction, Hedonism) vs. Conservation (values: Security, Conformity, Tradition), capturing the tension between our desire for individual independence and for order; and 2.) Self-Enhancement (values: Power, Achievement, Hedonism) vs. Self-Transcendence (values: Universalism, Benevolence), which captures the tension between our own interests and our concern for the welfare of others. Notably, Hedonism has aspects of both Openness to Change and Self-Enhancement [33]. These values further serve as standards by which we evaluate good and bad, and become activated (e.g., threatened or upheld) in an applicable context. Activation is further linked to our emotional responses. Each individual has a set of values whose relative priorities to each other remain the same, independent of the situation [35].

While this “trans-situationally” has been challenged [41], the Schwartz model has been previously used as a means of probing values in the smartphone setting [29]. For these measurements, the ten values are understood as a “continuum of motivations,” not fully distinct but containing reasonable predictive power for value analysis [36]. Established empirical measures using Schwartz values include the Schwartz Value Survey and the Short Schwartz Value Survey [20, 34, 36].

In this work, we utilize this understanding of values as the theoretical grounding and associated empirical measures for exploring the relationships between values, privacy preferences, and app download decisions using a survey, and as a means of crafting profiles based on applicable values for the VcPA.

## 2 Methods

To further elucidate the relationship between values and privacy preferences when choosing an app and to test a prototype VcPA, we utilized a mixed-methods approach centered on the following research questions:

*RQ1:* What is the relationship between values and privacy preferences when deciding to download an app, if any?

*RQ2:* How useful and effective is a value-centered privacy assistant at helping users make app choices consistent with their values?

The study consisted of two phases. Phase I comprised a quantitative analysis that captured and analyzed empirical data to answer RQ1. An online value and privacy preference survey asked participants about their values and privacy preferences when considering whether to download an app. This allowed us to explore whether there are any observable and/or statistically significant correlations between different apps, privacy preferences, and values.

Phase II involved developing, testing, and getting feedback on a value-centered privacy assistant (VcPA) to answer RQ2. A testing environment, called the Mock App Store, initially described in [5], was fine-tuned for VcPA testing to include an updated prototype VcPA system. To test the VcPA system and elicit feedback, participants were asked to partake in an exercise on the Store. The “Mock App Store Exercise” asked participants to browse the apps on the Store with the VcPA assisting them. They also provided their feedback on the experience with an exit survey.

## 2.1 Online Value and Preference Survey

A quantitative survey was developed to evaluate the relationship between user personal values, smartphone app choice, and privacy preferences. In particular, the survey aimed to explore whether there was any observable and/or statistically significant relationship between personal values, smartphone privacy preferences, and the decision whether to download an app. These results were also utilized to develop profiles and notices for the VcPA and Mock App Store (Section 2.2).

*2.1.1 Sampling Procedure and Demographics.* Participants were recruited using snowball sampling within the researchers’ networks (e.g., email, social media). Survey participants were required to be 18 years or older; native or fluent speakers of English; and currently own or previously owned a smartphone. The survey began with demographic questions related to age, gender, nationality, English proficiency, smartphone use, and education.

*2.1.2 App Domains.* To probe whether value-privacy preference relationships may be dependent on an app’s context, two versions of the survey were created with one of the two following apps: the health and fitness app Lose It! (<https://www.loseit.com>) for weight loss, and the environmental app OpenLitterMap (<https://openlittermap.com>) that allows users to contribute to publicly available datasets of litter. Each participant was randomly assigned a version of the survey.

*2.1.3 Measuring Values.* The Theory of Basic Human Values has been previously utilized as the basis for analyzing value violation in the context of smartphone applications - in particular, to explore app reviews and identify instances of value violation [29]. To decrease the length of the online survey, the Schwartz Short Value Survey (SSVS) was modified in order to ask survey participants about their values [20]. Unlike the original 56/57 question Schwartz Value Survey (SVS) [34, 36], the SVSS asks participants once directly about their values (e.g., “How important is Hedonism as a life guiding principle for you?”). For our purposes, we included the definitions of the values first, followed by the value to increase participant comprehension after pre-testing feedback. Participants were asked to score values on a scale from 1 (“opposed”) to 9 (“of supreme importance”), both in their lives more broadly and when considering whether to download an app (Lose It! or OpenLitterMap) (**Supplementary Table I**). A three-point scale was also used to ask participants whether they believed their personal values play a role when selecting a smartphone application.

*2.1.4 Measuring Privacy Preferences.* Privacy preference questions were designed based on Apple’s Privacy Labels (<https://www.apple.com/privacy/labels/>), which categorize application data collection practices according to 1.) whether the data is linked (where linked means the data is linked to your identity) or tracked (data shared across companies or services, often for advertising purposes); and 2.) 13 types of data (health and fitness information, financial information, location, sensitive information, contacts, phone content, browsing history, search history, purchase history, usage data, general diagnostic data, contact information, other identifiers). The survey had one question for unlinked, linked, and tracked data, asking participants to select which types of data they would allow to be collected (**Supplementary Table II**). “Contact information” and “other identifiers” were only applicable to linked and tracking data. Collecting no data (“none”) was also an option. This resulted in 38 different privacy preferences (e.g., *unlinked location*).

Similar to the choice of the SSVS over the SVS, Apple (iOS) privacy permissions were utilized over Android for their ease of use. At the time the study was conducted, Android did not have a simplified, accessible list of their 300+ app privacy permissions (list available at: <https://gist.github.com/Arinerron/1bcaadc7b1cbeae77de0263f4e15156f>).

*2.1.5 Data Analysis.* Data was pre-processed for consistency by ensuring that if a participant said they were willing to share a particular type of data for tracking, that the data reflected they also were willing to share linked and unlinked data of the same type. The same was done for a willingness to share linked data and unlinked.

The rationale for this is as follows: consider a participant who said they were willing to share tracked health information. It is reasonable that they would also be willing to share linked and unlinked health information because it is less privacy invasive; tracking personal data implies collecting those data in a way that is already linked to the user’s identity and the unlinked option is not linked to any identifiable information.

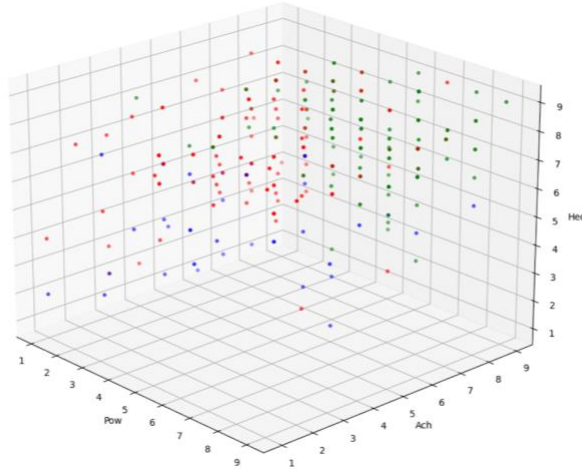
After the data was pre-processed, values and privacy preference correlations were analyzed using Spearman correlations.

## 2.2 VcPA Profiles

Value profiles for the VcPA were constructed using hierarchical clustering. Hierarchical clustering has been used previously to identify privacy profiles for smartphone privacy assistant settings [22]. Because Schwartz’s theory of values postulates that the order in which we prioritize our values should be conserved across contexts (“trans-situational”) [33, 41], hierarchical clustering for VcPA profile design was conducted on stated general life-guiding principles.

## The Privacy-Value-App Relationship and the Value-Centered Privacy Assistant

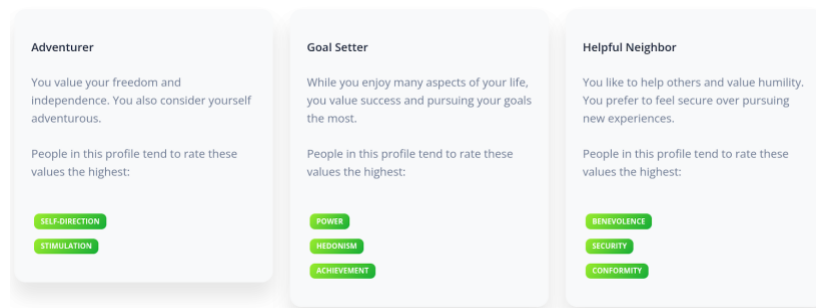
Clustering was verified by plotting profiles in three dimensions according to the variables (values) with the highest variance (Power, Hedonism, and Achievement). The visual analysis of the 3D plot (**Figure 1**) suggested that cluster 1 (red) and cluster 2 (green) tended to be distinguished from cluster 3 (blue) by higher Hedonism scores. Clusters 1 and 2 were largely split along an Achievement/Power axis.



**Figure 1:** Plot of clusters according to Power (x-axis), Achievement (y-axis), and Hedonism (z-axis), where cluster 1 is red, 2 is green, and 3 is blue.

Three profiles were designed by crafting personas, or creating narrative descriptions of each cluster based on their distinctive value characteristics (**Figure 2**). We used the Kushal Wallis test with a Dunn post-hoc test to identify general values that were ranked significantly higher or lower between clusters ( $p < 0.05$ ) [19]. We also considered the values that were ranked highest within each profile.

- *Profile 1, Adventurer*, has significantly lower values scores for Security, Tradition, Benevolence, and Conformity compared to the other two clusters. Its highest ranked values are Stimulation and Self-direction.
- *Profile 2, Goal Setter*, has significantly higher Power, Achievement, and Hedonism scores than the other two clusters. These are also its highest ranked values.
- *Profile 3, Helpful Neighbor*, has lower Self-Direction, Stimulation, and Hedonism compared to the other two clusters. Its highest-ranking values are Benevolence, Security, and Conformity.



**Figure 2:** Presentation of VcPA profiles to participants on the Mock App Store

### 2.3 Mock App Store Study

In order to conduct Phase II of the study, we required a testing environment for the VcPA. A Mock App Store (MAS), expanding off of the work of [5], was further fine-tuned and deployed here for VcPA testing.

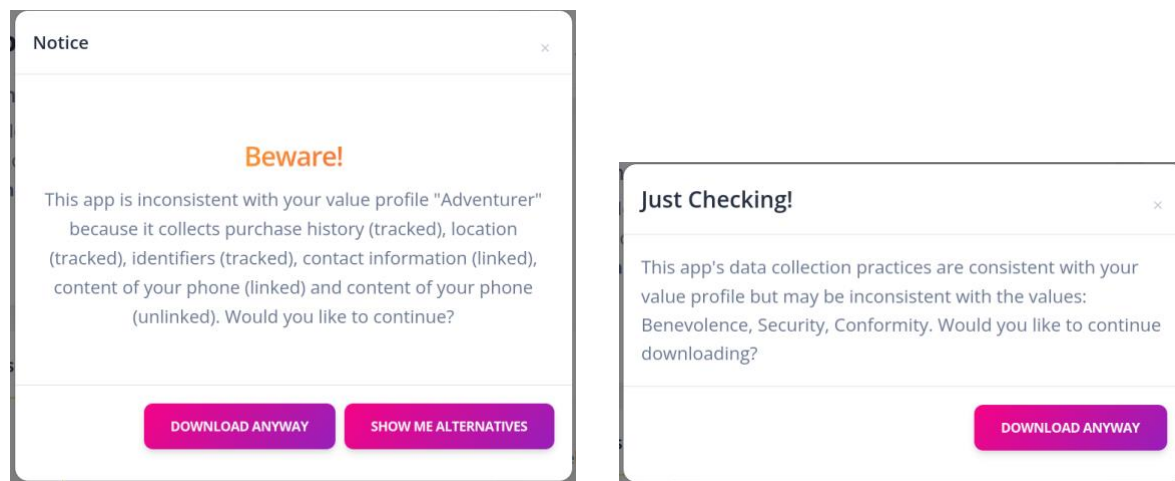
**2.3.1 Gathering App Data.** The MAS consisted of Apple App Store apps from one of the domains explored in the online survey, from the “health and fitness” Apple app category. App metadata, keywords, data collection specifications, and similar applications were collected from the AppTweak API (<https://www.apptweak.io>). The top ten apps in this category were taken from the US Apple App Store

on September 21st, 2021, and their app ID used to request similar apps in AppTweak. This group of similar apps became one “app family,” and this process was conducted to have ten complete app families (for a total of 100 apps). We then requested all the metadata and keywords for the gathered apps. To deal with duplicates, we merged families that shared apps and used the Jaccard index to sort any remaining duplicates based on keyword similarity. We also removed any geographic, occupation, or product-dependent app. To add more variety, we lastly repeated this process with three additional apps (Down Dog, Headspace, and pray.com). This process resulted in 97 health and fitness apps sorted into 9 families.

**2.3.2 Mock App Store Interface and Participant Task.** The MAS was developed using Javascript and Python’s Flask framework. When opening the MAS, the participant was shown the profiles obtained from the clustering, along with a brief description and the top values associated with that profile (**Figure 2**). Participants were firstly requested to choose a profile based on their personal values and then asked to browse through the list of available applications. App icons and detailed descriptions were presented to enable participants to select relevant apps to download to their “virtual smartphone.” They were also given the option to remove apps as well.

**2.3.3 Entry and Exit Survey.** Before starting the exercise, participants were asked to complete an entry survey asking about demographic details, basic privacy attitudes, and values. Questions asking participants to rank their level of overall privacy concern and smartphone privacy concern were also included on the entry survey and a second exit survey.

**2.3.4 VcPA Logics.** The VcPA involves three primary features: *selective notices* based on a value profile; *suggesting alternative applications* that are more consistent with one’s selected profile; and *exploratory notices* to ensure the profile remains the best match (**Table 1**; [6, 7]). To accomplish this in the MAS, we firstly calculated a *minimal acceptability coefficient* using survey data in Phase I. The coefficient is the data practice required by the app that the least number of survey participants in that profile would be willing to accept. Selective notices were triggered when an app’s practices did not match the profile, determined as a cutoff point of the above coefficient. We began with a cutoff of 0.20 and tuned it by interacting with the MAS to ensure that notice frequency was not so high as to cause notice fatigue. A cut-off point of 0.1 was ultimately selected.



**Figure 3: Examples of selective (top) and exploratory (bottom) notices.**

To demonstrate this further, consider a hypothetical health app *Health Tracker*, that asks for access to a user’s *linked health and fitness information*, *unlinked location*, and *unlinked diagnostic* data. A MAS participant indicates their desired profile as Goal Setter and then goes to “download” *Health Tracker* to their virtual smartphone. To calculate the coefficient, we use the number of survey participants in the selected profile who are willing to share the type of data asked for by the app. For our example, let’s say 15% of survey participants who were in cluster 1 (Goal Setters) indicated that they were willing to share *linked health information*; 30% for *unlinked location*; and 50% for *unlinked diagnostics*. The minimal acceptability coefficient in the case of *Health Tracker* would be 15%, or 0.15. As the coefficient is less than the cutoff of 0.10, a selective notice would be triggered for the MAS participant when trying to “download” *Health Tracker* (**Figure 3**).

On the MAS, we also added a “traffic light” system to the apps, where apps that were below 0.1 were “red” (and would trigger a notice if someone tried to download them); “yellow” if between 0.1 and 0.5; and “green” if above 0.5. Selective notices also included a button pointing to the “suggest alternatives” page (**Figure 3**), which included apps that matched the participants’ profile (coefficient > 0.1) in the app’s family. If a participant ignored a selective notice, they were asked to specify a reason why.

The VcPA exploratory notices, utilized to check that the user’s profile was still the best match (**Figure 3**), were also integrated into the Mock App Store. These notices were triggered between 3 minutes and 30 seconds and 4 minutes after the exercise began, when the participant clicked on an app.

*2.3.5 Recruitment, Data Collection, and Analysis.* Participants were recruited using snowball sampling over the researchers’ networks in a manner similar to the survey (e.g., email, social media). Each interaction with the MAS, such as which profiles were selected, which apps were downloaded or removed, and interactions with selective and exploratory notices, was recorded at the end of the exercise. Where applicable, interaction differences between the three profiles were analyzed using t-tests. Due to unequal sample sizes, data from the entry and exit survey were analyzed using a two-sample unequal t-test.

### 3 Results and Discussion

#### 3.1 Demographics

For the survey (Phase I), 273 participants were recruited, with 147 assigned to the Lose it! version of the survey and 126 to the OpenLitterMap version (**Table II**). Most participants were adults (ages 25-64; 204 participants); had (or were in the process of obtaining) a doctoral or master’s degree (214); identified as women (163); and were of European nationalities (176). Members of each demographic group were spread fairly evenly between the Lose It! and OpenLitterMap versions of the survey.

Following the survey, a second group of 120 participants were recruited to partake in the Mock App Store Study (Phase II) (**Table II**). Of the participants recruited, 111 participants completed the entry survey with demographic details. Participants were primarily adults (ages 25-64, 82 participants); identified as women (63); and were of European nationality (67). After excluding logs from the MAS that did not include any downloaded apps, we had the logs of 77 participants who completed the Mock App Store Exercise. 66 participants completed the exit survey after the exercise.

**Table II:** Study Demographics

	Online Survey (Phase I)	Mock App Store Study (Phase II)
<b>Age</b>	62 Young Adults (18-24) 204 Adults (25-64) 7 Older Adults (65+)	25 Young Adults (18-24) 82 Adults (25-64) 2 Older Adults (65+) 2 Prefer not to say
<b>Gender</b>	168 Women 95 Men 10 Other or prefer not to say	63 Women 42 Men 6 Other or prefer not to say
<b>Education</b> (have or in the process of obtaining)	214 Doctoral or Master’s Degree 50 Bachelors Degree 8 Secondary Degree 1 Prefer Not to Say	81 Doctoral or Master’s Degree 19 Bachelors Degree 7 Secondary Degree 4 Prefer Not to Say
<b>Nationality</b> (by continent)	176 Europe 38 Asia 41 North America 18 Other or prefer not to say	67 Europe 21 Asia 13 North America 10 Other or prefer not to say
<b>Total</b>	273 (147 Lose It! and 126 OpenLitterMap)	111

#### 3.2 Survey Results

The aim of the survey (Phase I) was to investigate RQ1: *What is the relationship between values and privacy preference when deciding to download an app, if any?* In this section, we look at correlations between the 10 general, life-guiding Schwartz values (hereafter just the “value,” e.g., “Hedonism”); the relevance of these 10 values in the context of deciding whether to download an app (“value app,” e.g., “Hedonism App”); the difference between value as a general principle and the value in the context of downloading an app (“value difference,” e.g., “Hedonism Difference”); the app under consideration (Lose It! or OpenLitterMap); and 38 different Apple privacy preferences (e.g., *unlinked location*).

**3.2.1 Majority of Participants Believed Values are Involved in App Choice.** When asked, most survey participants (73%) believed that their values were a factor when choosing a smartphone app, although perhaps not all the time: 30% of participants answered “yes” and 43% answered “sometimes.” Only 15% said “no” and 11% were unsure. This could be because participants were aware of the purpose of the survey. However, this still suggests that most participants (minus the 15% who said a definite “no”) are at least open to the idea that values could or should contribute to app choice.

**3.2.2 Values, Privacy Preferences, and Apps were Weakly Correlated and Correlations are Context-Dependent.** From the survey data, some correlation also appears to exist between values and privacy preferences (**Supplementary Figure 1**). There were multiple significant, weak correlations between general values and overall app privacy preferences. When survey results for both versions were grouped together, there were 215 significant ( $p < 0.05$ ) and weak ( $< 0.5$ ) correlations between value, value app, value app, the app under consideration, and privacy preferences. The strongest overall correlations were between apps Lose It!/OpenLitterMap and Universalism App and Benevolence App, suggesting that the app being considered has the strongest correlation to a value’s relevance ( $> 0.35$ ). Universalism Difference and Benevolence Difference were also inversely correlated with each other between Lose It! and OpenLitterMap (both 0.32 for Lose It!, and -0.32 for OpenLitterMap). The most noteworthy value/privacy preference correlations were: 1) *no unlinked data* was negatively correlated to Hedonism App and Achievement App (both -0.23); and 2) *unlinked location* was positively correlated with Universalism App and Benevolence App and negatively correlated with Universalism Difference (0.25, 0.24, -0.24).

Because which app was being considered (Lose It! or OpenLitterMap) correlated the strongest with value app and value difference scores, we also calculated correlations between value, value app and privacy preference for the Lose It! and OpenLitterMap datasets separately (**Supplementary Figure 1**). For Lose It!, all correlations were weak ( $< 0.5$ ), with 120 significant correlations identified. However, some notable patterns were observed. Firstly, *unlinked phone content* was weakly correlated with almost every value/value app/value difference score except Hedonism Difference, Hedonism, Tradition, Benevolence, and Achievement Difference. This suggests that this privacy preference is relatively influential when it comes to values, whether it be general, life-guiding values (values) or values when choosing an app (value app). Secondly, Hedonism App and Hedonism Difference also had many weak correlations with privacy preferences. The strongest pairs were: *linked general diagnostic data* (-0.28 and -0.29), *linked sensitive information* (-0.20, -0.25), *tracked general diagnostic data* (0.18 and -0.26), and *unlinked browsing history* (0.23, -0.22). This suggests that how relevant one finds the value of Hedonism when deciding whether to download Lose It! (Hedonism App), and how close this matches their overall ranking for Hedonism (Hedonism Difference), has many small influences on these privacy preferences. Thirdly, Tradition is negatively correlated with desiring *no tracking data* (-0.25) and *no linked data* (-0.18), suggesting that those who value Tradition less are slightly more likely to be comfortable sharing linked and tracking data with Lose It!. Lastly, Stimulation App and Stimulation Difference were correlated with *linked contact information* (0.24 and -0.21). This suggests that how relevant a participant finds Stimulation when deciding whether to download Lose It!, and how much this differs from their overall value of Stimulation, is tied to their willingness to share contact information.

Within the OpenLitterMap dataset, correlations between value, value app, and privacy preference were again weak, and patterns harder to identify than with Lose It!. There were also less significant correlations than Lose It! (77) although the strongest correlation was slightly stronger than Lose It! (-0.30 vs. -0.29). Like Lose It!, Stimulation App, Stimulation Difference, and Tradition showed weak correlations with (different) privacy preferences: *no unlinked data* for Stimulation App (-0.25) and Stimulation Difference (0.25) and *unlinked health and fitness information* for Tradition (0.25). Also notable was Power App and *unlinked health and fitness information* (0.28) and *linked location* (0.26), suggesting that those who value Power more when engaging with OpenLitterMap were more likely to give away these types of data. Most interesting, however, was the correlation between *unlinked location* and Universalism Difference (-0.30) and Universalism App (0.28) with their relatively high correlations. The first suggests that the more one’s value of Universalism changes when considering downloading OpenLitterMap (Universalism Difference) from their baseline Universalism levels increases their willingness to share *unlinked location* data. The second correlation suggests that those who rank Universalism higher when considering the app (Universalism App) are also more likely to find sharing *unlinked location* data acceptable. This makes sense given the goals of OpenLitterMap to help the environment, and this context dependence of values is discussed more in the next section (Section 3.2.3).

Considering the app-specific nature of the correlations as exhibited in 1.) the dataset in total, where the strongest correlations were between app and value app scores; and 2.) app specific correlations between value/value app/value difference and privacy preference, we conclude that value-privacy preference relationships are app-specific.

While all correlations were weak ( $< 0.5$ ), this could be because the cumulative group of privacy preferences relate to certain values, rather than individual privacy preferences. It could also be because the 10 values from the SVSS are too specific or not specific enough to tease out the relationship between values and privacy preferences. We also received a few emails from participants expressing confusion around the value questions on the survey. This could explain the high variability we saw in the dataset and the corresponding weak correlations. High variability due to different interpretations of values, which can be heavily framed by one’s culture, is an ongoing challenge in cross-cultural psychology and a critique of Schwartz [16]. Our result and the emails we received support this critique, at least in the case of measuring values in privacy or smartphone settings.

**3.2.3 Different Values were More Important Depending on the Context.** Because the value-privacy preference relationships were app-specific, we next aimed to identify which values were more applicable to Lose It! and OpenLitterMap. To do this, we looked at the differences between values app scores for Lose It! and OpenLitterMap. The importance of values was indeed different depending on which



app the participant was considering. Value app scores were significantly different for all values except Tradition App, Conformity App, and Security App (Figure 4).

Some of these differences are not surprising. It makes intuitive sense that Universalism (the welfare of our broader world) and Benevolence (helping others) would be more relevant when considering an environmental app like OpenLitterMap. Achievement (success), Self-Direction (pursuing goals), and Stimulation (living a varied and challenging life) also intuitively align well with an exercise app like Lose It!.

Other differences between Lose It! and OpenLitterMap value app scores, however, were more surprising. For example, Power App and Hedonism App were rated higher for Lose It!. Hedonism (self-indulgence, pleasure) seem contrary to exercise and weight loss goals, and indeed, Hedonism levels have previously been reported as negatively related to health app use [26]. However, unlike [26], we were not asking what values *cause you* to download in Lose It!, but the importance of each value in your decision *whether* to download Lose It!. It could be that someone who values Hedonism highly does not want Lose It! and finds it important in their decision not to download it. More investigation is needed, however, to tease out what exactly the relationship may be, perhaps by utilizing qualitative investigations to discuss one’s motivation for downloading or not downloading Lose It! in more depth.

3.2.4 Values Correlate with Privacy Preferences Similarly but Suggest Method Limitations. In addition, we looked at the distances between how value and value app scores correlated with privacy preferences. Some correlated similarly with privacy preferences, but not all results were what we would expect based on Schwartz [33, 36]. To demonstrate this, some results of note are reported here.

Surprisingly, Achievement’s correlations were dissimilar to all other values’ correlations (all Euclidean distances  $d > 0.48$ ). However, Conformity and Security showed close similarity with each other ( $d = 0.068$ ) as we would expect based on their proximity on the Schwartz quasi-circle (both fall on the “Conservation” dimension). For OpenLitterMap, however, Tradition App and Conformity App correlated dissimilarly ( $d = 0.58$ ). For Lose It!, Hedonism App correlated dissimilarly to most other value app scores ( $d > 0.4$ ), including Stimulation App ( $d = 0.73$ ), where similar correlations would be expected (both “Openness to Change”).

Taken together, these results reveal methods limitations, and support the need to explore the value-privacy-app relationship using other means. While the different value app scores depending on the app described in the previous section is in alignment with Schwartz’s value theory [33, 36], where he describes the relative importance of applicable values as guiding one’s actions, it is also a central tenet of the theory that the *order* which we prioritize our values is trans-situational, even if certain values are not applicable in certain contexts. This trans-situationally has been challenged and the correlation differences between Lose It! and OpenLitterMap seem to suggest hierarchies are not conserved [41]. Future studies should complement this investigation with a context-specific method for identifying values, perhaps with the assistance of human-hybrid intelligence as described in [21].

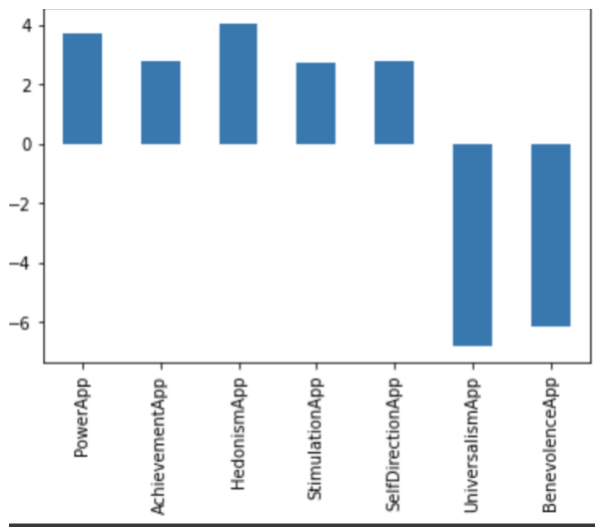


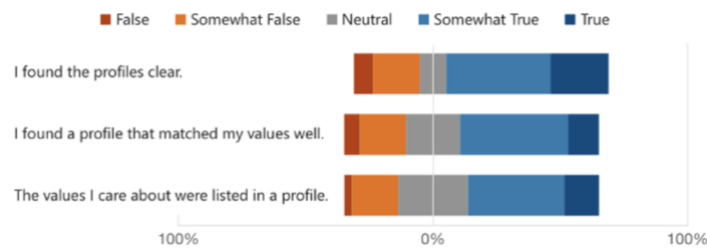
Figure 4: Differences in value app ( $p < 0.05$ , unequal t-test) by t-statistic. Positives indicate higher importance in Lose It! and negative in OpenLitterMap.

### 3.3 Mock App Store Results

The aim of the Mock App Store Exercise (Phase II) was to answer RQ2: *How useful and effective is a VcPA at helping users make app choices consistent with their values?* Below, participant interactions with VcPA notices and features, as well as participant feedback, is analyzed and discussed to identify areas of VcPA improvement.

**3.3.1 Overall VcPA Feedback.** When asked, most survey participants (73%) believed that their values were a factor when choosing a smartphone app, although perhaps not all the time: 30% of participants answered “yes” and 43% answered “sometimes.” Only 15% said “no” and 11% were unsure. This could be because participants. Most aspects (timing, content, frequency, overall) were moderately received, with room for improvement. For the notices, 80% of participants rated their overall satisfaction with VcPA notices above an average score of 3 out of 5 (average =3.64; SD=1.15; median=4). 62% rated the frequency of notices above 3 (average=3.23, SD=0.84, median=3). 89% rated the timing of the notices above 3 (average=3.98, SD=1.06, median=4). The “suggest alternatives” feature was generally well received, with 69% of participants rating it 4 or higher (average=3.79, SD=1.28, median=4). It is notable that those who ranked their privacy concern higher (in general or on their smartphone) on the exit survey were significantly correlated with higher ratings for all VcPA modalities except timing (correlation range: 0.27 to -0.38). Our interpretation is that those who are more concerned about their privacy tended to be more satisfied with VcPA features. Participant perception of profiles was also average, with participants leaning towards finding values in profiles clear and finding a profile that reflected them (**Figure 5**).

It is also notable that questions asking participants to rank their level of overall privacy concern and smartphone privacy concerns, included in both the entry and the exit survey, were not significantly different (p=0.83 and 0.37 respectively). This suggests that feedback on the exit survey about the Mock App Store is not due to a task-stimulated change in privacy concern.



**Figure 5: VcPA profile reception.**

**3.3.2 Interactions with the VcPA: Selective Notices and Suggesting Alternative Page.** The VcPA appeared to help some participants download apps more consistently with their values (coefficient cutoff <0.1; see Methods). 35% of participants had a high percentage (>90%) of apps downloaded at the end of the Mock App Store Exercise match their profile, with only 11% having a low percentage (<10% match). Interestingly, participants who selected the Helpful Neighbor profile tended to download more apps that were consistent with their profile than other profiles (p=0.0003 and 0.0008).

When receiving a selective notice, the use of the “suggest alternatives” page was split between two extremes, indicating that the “see alternatives button” on the selective notice was especially engaging for some participants but was equally disengaging for others. Roughly a fourth of the participants had high engagement (using the “suggest alternatives” button >90% of the time they received a selective notice), while a fourth of participants had low engagement (clicking less than <10% of the time).

**3.3.3 Improving the VcPA.** To improve upon VcPA features, three areas of improvement were identified: adding app comparison to the “suggest alternatives” feature; clearer presentation of privacy preferences; and improving VcPA profiles.

**3.3.3.1 Side-by-side App Comparison.** When asked what other features would help them select a smartphone application, some participants recommended improving the ability to compare app functionality on the “suggest alternatives” page, perhaps even including such a feature on the selective notice itself. A comparison feature for selective notices could further enable users to make app choices consistent with their values. Matching based on descriptions, rather than keywords, could also improve the matching function.

**3.3.3.2 Presentation of Privacy Preferences.** Written feedback also included more clarity regarding app data collection information (“Information on what linked/unlinked means.”); more information about the app, such as who owns it (“Whether the app is owned by a [start-up], a big conglomerate..”) the financial cost (e.g., app reviews and in-app purchases); and the Mock App Store Exercise itself (“More directions as to what I am supposed to be doing - was clicking around but unclear about the aim”). The confusion about the type of data being collected was also expressed as the reason for ignoring a selective notice (“I am not sure what tracked, linked, unlinked means, so I am not sure what they collect exactly.”)

Recent studies suggest that Apple Privacy Labels may not be as effective as once hoped [18, 42], leading to misunderstandings, especially concerning what unlinked-linked-tracking means. This is supported by the by participants’ comments here. In addition, this confusion could have contributed to weaker correlations from the survey (Section 3.2), as this could have skewed the results if participants interpreted the privacy preferences differently. It is therefore desirable to explore other privacy ontologies for building understandable VcPA profiles and studying the value-privacy-app relationship, perhaps by using an approach similar to the “Privacy Facts” display described in [17].

**3.3.3.3 Profile Improvement.** Given the confusion regarding Apple Privacy Labels and the aforementioned limitations of using the Schwartz survey methodology (Section 3.2.4), it is perhaps not surprising that the profiles built from them need to be improved. While the

respondents' feedback regarding the profiles was mostly positive (**Figure 5**), there are some points of improvement. When asked how confident the participants were that they made app choices consistently with their values on a scale of 1-5. Promisingly, 56% of participants who completed the exit survey rated  $>4$  (mean=3.33, median=4). However, as discussed previously, 35% of participants downloaded apps consistently with their value profile 90% of the time (see Section 3.3.2). In addition, when asked why participants ignored selective notices and decided to download an app anyway, respondents felt that other considerations, such as utility or function of the app, were more important than data privacy concerns (example: "The app is a brain trainer, so even if it has trackers, it helps in stimulating my senses creating a sense of adventure." // "I don't feel the relationship between the value profile and my choice means much. The app has utility I'd like, the privacy concerns are small"). This suggests that profiles are not accurately representing the values a user considers when downloading an app, and that the value-privacy preference relationship on which the profiles are based requires improvement. Better profile design will require a deeper understanding of the value-privacy-app relationship beyond Schwartz' and Apple's restrictions, furthering the need already exemplified by the online value-privacy survey results for exploring context-dependent values with other methods.

### 3.4 Ethical Considerations and Study Limitations

When considering the results of these studies, we should be wary of reductionism by assuming that the rich and diverse landscape of human values can be fully captured in ten values or the methodology derived from them. Evolutionary psychology forms the basis for Schwartz's theory [36]. Applications of evolutionary theory to social phenomena, including the field of evolutionary psychology, has been heavily critiqued for trying to apply unifying principles to explain human behavior based on biological principles alone [4, 9]. In addition, psychology has been critiqued for its WEIRD (Western, Educated, Industrial, and Democratic) biases [15], which are relevant for an investigation of values. In particular, it has been critiqued for: overgeneralizations outside the participant group or context [15]; experiments lacking an understanding of Non-WEIRD cultural assumptions and values [1]; and bias introduced by WEIRD people's predominance in the field of psychology [25]. Our experiment also included predominately "WEIRD" participants, with the vast majority holding a higher degree and from the Western world (**Table II**).

Considering these issues, the value profiles developed for the VcPA, and the relationship between values and privacy preferences explored with the methods in this work, need to be further contextualized. Qualitative investigations, such as semi-structured interviews (to be reported in a forthcoming paper), alternative context-dependent methodologies (such as [21]), and engagement with diverse voices will be required to go deeper in the value-privacy-app relationship and to develop a VcPA that is inclusive, beneficial, and ethical.

## 4 Conclusion

We utilized a mixed-methods methodology to investigate the relationship between value and privacy preferences when deciding whether to download an app and tested a value-centered privacy assistant (VcPA) in a Mock App Store setting. To measure values, we utilized a modified version of the Short Schwartz Value Survey (SSVS) and the Apple Privacy Label ontology to measure privacy preferences. These results were then utilized to construct profiles and notices for the VcPA and Mock App Store. Our results suggest that values and privacy preferences are related in an app or context-dependent manner. Based on this methodology, personal values have many weak correlations that were also dependent on which app was being considered. However, in order to be more inclusive and better capture the depth and richness of human values, these results need to be complemented by other methods, such as semi-structured interviews (to be reported in a forthcoming paper); contextualized with alternative methodologies for investigating human values (such as [21].); and complemented by engagement with diverse ("non-WEIRD") voices [15].

In addition, the results here are a proof-of-concept that a value-centered privacy assistant, designed using privacy preferences *and* values, could help users when making privacy decisions such as choosing apps. The current VcPA prototype can be improved by a more streamlined and comprehensive "suggest alternatives" page; greater clarity around app data collection practices and values; and profiles based on a value-privacy preference relationship will also need to be modified following the aforementioned necessary research and engagement.

Lastly, it is important to note that the concept of "privacy" has collective and social dimensions, and one's decision to disclose data will invariably affect those within their data ecosystem [28]. The goal of privacy assistant technology and its derivatives should be to complement, rather than replace, regulatory interventions. The regulations define the scope of individual privacy decisions we can make for the sake of the whole, while systems like the VcPA could support more meaningful choice and human flourishing for the privacy decisions delegated to us.

## ACKNOWLEDGMENTS

This work is being conducted with financial support from the Science Foundation Ireland Center for Research Training in Digitally-Enhanced Reality (d-real) under Grant No. 18/CRT/6224. In accordance with funding Open Access mandates, the author has applied a CC BY public copyright license to this Author Accepted Manuscript version. The authors would like to thank all the participants, without

whom these studies would not have been possible; the Knowledge in AI group at VU Amsterdam for hosting Sarah and making this work possible; Leona Ryan (d-real) for introducing Sarah to Schwartz's work; Dhairya Dalal (DSI) for his guidance conducting the Jaccard index and app family creation; Dr. Dave Lewis (ADAPT) for his feedback on study design; and Dr. Clare O'Dwyer (ERC) and Ayushi Pandey (d-real) for feedback on statistics and survey design.

## REFERENCES

- [1] Baumard, N. and Sperber, D. 2010. Weird people, yes, but also weird experiments. *Behavioral and Brain Sciences*. 33, 2–3 (2010), 84–84. DOI:<https://doi.org/https://doi.org/10.1017/S0140525X10000038>.
- [2] Bynum, T.W. 2006. Flourishing ethics. *Ethics and Information Technology*. 8, 4 (2006), 157–173. DOI:<https://doi.org/10.1007/s10676-006-9107-1>.
- [3] Bynum, T.W. 2000. The foundation of computer ethics. *Computers and Society*. 30, 2 (2000), 6–13. DOI:<https://doi.org/10.1145/572230.572231>.
- [4] Caporael, L.R. and Brewer, M.B. 1991. The Quest for Human Nature: Social and Scientific Issues in Evolutionary Psychology. *Journal of Social Issues*. 47, 3 (1991), 1–9. DOI:<https://doi.org/https://doi.org/10.1111/j.1540-4560.1991.tb01819.x>.
- [5] Carter, S.E. et al. 2022. A “Mock App Store” Interface for Virtual Privacy Assistants. *HAI2022: Augmenting Human Intellect*. S. Schlobach et al., eds. IOS Press. 266–268.
- [6] Carter, S.E. 2022. A Value-Centered Exploration of Data Privacy and Personalized Privacy Assistants. *Digital Society*. 1, 27 (2022), 1–24. DOI:<https://doi.org/10.1007/s44206-022-00028-w>.
- [7] Carter, S.E. 2021. Is Downloading This App Consistent with My Values?: Conceptualizing a Value-Centered Privacy Assistant. *Lecture Notes in Computer Science (including subseries Lecture Notes in Artificial Intelligence and Lecture Notes in Bioinformatics)* (Galway, 2021), 285–291.
- [8] Das, A. et al. 2018. Personalized privacy assistants for the internet of things: Providing users with notice and choice. *IEEE Pervasive Computing*. 17, 3 (2018), 35–46. DOI:<https://doi.org/10.1109/MPRV.2018.03367733>.
- [9] Dupré, J. 2001. *Human Nature and the Limits of Science*. Oxford University Press.
- [10] Dworkin, G. 1988. The nature of autonomy. *The Theory and Practice of Autonomy*. Cambridge University Press. 1–20.
- [11] Frankfurt, H.G. 1971. Freedom of the Will and the Concept of a Person. *The Journal of Philosophy*. 68, 1 (1971), 5–20. DOI:<https://doi.org/10.2307/j.ctvvh84xp.15>.
- [12] Grassl, P. et al. 2021. Dark and bright patterns in cookie consent requests. *Journal of Digital Social Research*. 3, 1 (2021), 1–38. DOI:<https://doi.org/10.31234/osf.io/gqs5h>.
- [13] Gray, C.M. et al. 2018. The dark (patterns) side of UX design. *Proceedings of the Conference on Human Factors in Computing Systems (CHI)* (Montreal, 2018), 1–14.
- [14] Hausman, D.M. and Welch, B. 2010. Debate: To nudge or not to nudge. *Journal of Political Philosophy*. 18, 1 (2010), 123–136. DOI:<https://doi.org/10.1111/j.1467-9760.2009.00351.x>.
- [15] Henrich, J. et al. 2010. The weirdest people in the world? *Behavioral and Brain Sciences*. 33, 2–3 (2010), 61–83. DOI:<https://doi.org/10.1017/S0140525X0999152X>.
- [16] Karadag, E. et al. 2018. Cultural validity trouble in measuring value concept: A study on validity of Schwartz Value Survey in Turkish culture. *Cogent Psychology*. 5, 1 (2018), 1–18. DOI:<https://doi.org/10.1080/23311908.2018.1523517>.
- [17] Kelley, P.G. et al. 2013. Privacy as part of the app decision-making process. *Proceedings of the Conference on Human Factors in Computing Systems (CHI)* (Paris, 2013), 3393–3402.
- [18] Kollnig, K. et al. 2022. Goodbye Tracking? Impact of iOS App Tracking Transparency and Privacy Labels. *2022 ACM Conference on Fairness, Accountability, and Transparency (FACT '22)* (2022).
- [19] Kruskal, W.H. and Wallis, W.A. 1952. Use of Ranks in One-Criterion Variance Analysis. *Journal of the American Statistical Association*. 47, 260 (1952), 583–621. DOI:<https://doi.org/10.1080/01621459.1952.10483441>.
- [20] Lindeman, M. and Verkasalo, M. 2010. Measuring Values with the Short Schwartz’s Value Survey. *Journal of Personality Assessment*. 85, 2 (2010), 170–178. DOI:<https://doi.org/10.1207/s15327752jpa8502>.
- [21] Liscio, E. et al. 2022. *What values should an agent align with?: An empirical comparison of general and context-specific values*. Springer US.
- [22] Liu, B. et al. 2016. Follow My Recommendations: A Personalized Privacy Assistant for Mobile App Permissions. *Proceedings of the Twelfth Symposium on Usable Privacy and Security (SOUPS)* (Denver, 2016), 27–41.
- [23] Liu, B. et al. 2014. Reconciling mobile app privacy and usability on smartphones: Could user privacy profiles help? *Proceedings of the 23rd International Conference on World Wide Web (Seoul, 2014)*, 201–211.
- [24] Mathur, A. et al. 2019. Dark patterns at scale: Findings from a crawl of 11K shopping websites. *Proceedings of the ACM Conference on Computer Supported Cooperative Work (CSCW)* (Austin, 2019), 81:1–81:32.
- [25] Meadon, M. and Spurrett, D. 2010. It’s not just the subjects – there are too many WEIRD researchers. *Behavioral and Brain Sciences*. 33, 2–3 (2010), 104–105.
- [26] Mejova, Y. and Kalimeri, K. 2019. Effect of values and technology use on exercise: Implications for personalized behavior change interventions. *ACM UMAP 2019 - Proceedings of the 27th ACM Conference on User Modeling, Adaptation and Personalization* (2019), 36–45.
- [27] Mekler, E.D. and Hornbæk, K. 2019. A framework for the experience of meaning in human-computer interaction. *Conference on Human Factors in Computing Systems - Proceedings*. (2019), 1–15. DOI:<https://doi.org/10.1145/3290605.3300455>.
- [28] Mittelstadt, B. 2017. From Individual to Group Privacy in Big Data Analytics. *Philosophy and Technology*. 30, 4 (2017), 475–494. DOI:<https://doi.org/10.1007/s13347-017-0253-7>.
- [29] Obie, H.O. et al. 2021. A First Look at Human Values-Violation in App Reviews. *International Conference on Software Engineering: Software Engineering in Society (ICSE-SEIS)* (Madrid, 2021), 29–38.
- [30] Peters, D. et al. 2018. Designing for motivation, engagement and wellbeing in digital experience. *Frontiers in Psychology*. 9, (2018). DOI:<https://doi.org/10.3389/fpsyg.2018.00797>.
- [31] Salem, R. Ben et al. 2022. Aegis: An Agent for Multi-party Privacy Preservation. *AIES '22: Proceedings of the 2022 AAAI/ACM Conference on AI, Ethics, and Society* (Oxford, 2022), 68–77.
- [32] Schaub, F. et al. 2015. A design space for effective privacy notices. *Proceedings of the 11th Symposium on Usable Privacy and Security (SOUPS 2015)* (Ottawa, 2015), 1–17.
- [33] Schwartz, S.H. 2012. An Overview of the Schwartz Theory of Basic Values. *Online Readings in Psychology and Culture*. 2, 1 (2012), 1–20. DOI:<https://doi.org/10.9707/2307-0919.1116>.
- [34] Schwartz, S.H. 1994. Are There Universal Aspects in the Structure and Contents of Human Values? *Journal of Social Issues*. 50, 4 (1994), 19–45. DOI:<https://doi.org/10.1111/j.1540-4560.1994.tb01196.x>.
- [35] Schwartz, S.H. et al. 2012. Refining the theory of basic individual values. *Journal of Personality and Social Psychology*. 103, 4 (2012), 663–688. DOI:<https://doi.org/10.1037/a0029393>.
- [36] Schwartz, S.H. 1992. Universals in the content and structure of values: Theoretical advances and empirical tests in 20 countries. *Advances in Experimental Social Psychology*. 25, C (1992), 1–65. DOI:[https://doi.org/10.1016/S0065-2601\(08\)60281-6](https://doi.org/10.1016/S0065-2601(08)60281-6).
- [37] Solove, D.J. 2021. The Myth of the Privacy Paradox. *George Washington Law Review*. 89, 1 (2021), 1–51. DOI:<https://doi.org/10.2139/ssrn.3536265>.
- [38] Terpstra, A. et al. 2019. Improving privacy choice through design: How designing for reflection could support privacy self-management. *First Monday*. 24, 6 (2019). DOI:<https://doi.org/https://doi.org/10.5210/fm.v24i7.9358>.
- [39] Utz, C. et al. 2019. (Un)informed Consent: Studying GDPR consent notices in the field. *Proceedings of the ACM Conference on Computer and Communications Security* (London, 2019), 973–990.
- [40] Warberg, L. et al. 2019. Can privacy nudges be tailored to individuals’ decision making and personality traits? *Workshop on Privacy and Electronic Society (WPES)* (London, 2019), 175–197.
- [41] de Wet, J. et al. 2019. Revisiting the trans-situationality of values in Schwartz’s Portrait Values Questionnaire. *Quality and Quantity*. 53, 2 (2019), 685–711. DOI:<https://doi.org/10.1007/s11135-018-0784-8>.
- [42] Zhang, S. et al. 2022. How Usable Are iOS App Privacy Labels? *Proceedings on Privacy Enhancing Technologies* (2022), 204–228.

