

# Multi-domain Recommendation with Embedding Disentangling and Domain Alignment

Wentao Ning

The University of Hong Kong  
Southern University of Science and  
Technology  
nwt9981@connect.hku.hk

Xiao Yan

Southern University of Science and  
Technology  
yanx@sustech.edu.cn

Weiwen Liu

Huawei Noah's Ark Lab  
liuweiwen8@huawei.com

Reynold Cheng\*

The University of Hong Kong  
ckcheng@cs.hku.hk

Rui Zhang

www.ruizhang.info  
rayteam@yeah.net

Bo Tang<sup>†</sup>

Southern University of Science and  
Technology  
tangb3@sustech.edu.cn

## ABSTRACT

Multi-domain recommendation (MDR) aims to provide recommendations for different domains (e.g., types of products) with overlapping users/items and is common for platforms such as Amazon, Facebook, and LinkedIn that host multiple services. Existing MDR models face two challenges: First, it is difficult to disentangle knowledge that generalizes across domains (e.g., a user likes cheap items) and knowledge specific to a single domain (e.g., a user likes blue clothing but not blue cars). Second, they have limited ability to transfer knowledge across domains with small overlaps. We propose a new MDR method named EDDA with two key components, i.e., *embedding disentangling recommender* and *domain alignment*, to tackle the two challenges respectively. In particular, the embedding disentangling recommender separates both the model and embedding for the inter-domain part and the intra-domain part, while most existing MDR methods only focus on model-level disentangling. The domain alignment leverages random walks from graph processing to identify similar user/item pairs from different domains and encourages similar user/item pairs to have similar embeddings, enhancing knowledge transfer. We compare EDDA with 12 state-of-the-art baselines on 3 real datasets. The results show that EDDA consistently outperforms the baselines on all datasets and domains. All datasets and codes are available at <https://github.com/Stevenn9981/EDDA>.

\*Reynold Cheng is a corresponding author. He is also affiliated with Department of Computer Science and Musketeers Foundation Institute of Data Science, The University of Hong Kong and Guangdong-Hong Kong-Macau Joint Laboratory.

<sup>†</sup>Bo Tang is a corresponding author. He is also affiliated with Research Institute of Trustworthy Autonomous Systems and Department of Computer Science and Engineering, Southern University of Science and Technology, Shenzhen, China.

Permission to make digital or hard copies of all or part of this work for personal or classroom use is granted without fee provided that copies are not made or distributed for profit or commercial advantage and that copies bear this notice and the full citation on the first page. Copyrights for components of this work owned by others than the author(s) must be honored. Abstracting with credit is permitted. To copy otherwise, or republish, to post on servers or to redistribute to lists, requires prior specific permission and/or a fee. Request permissions from [permissions@acm.org](mailto:permissions@acm.org).  
CIKM '23, October 21–25, 2023, Birmingham, United Kingdom  
© 2023 Copyright held by the owner/author(s). Publication rights licensed to ACM.  
ACM ISBN 979-8-4007-0124-5/23/10...\$15.00  
<https://doi.org/10.1145/3583780.3614977>

## CCS CONCEPTS

• Information systems → Recommender systems.

## KEYWORDS

multi-domain recommendation; disentanglement; alignment

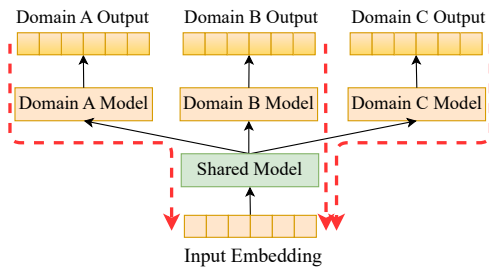
## ACM Reference Format:

Wentao Ning, Xiao Yan, Weiwen Liu, Reynold Cheng, Rui Zhang, and Bo Tang. 2023. Multi-domain Recommendation with Embedding Disentangling and Domain Alignment. In *Proceedings of the 32nd ACM International Conference on Information and Knowledge Management (CIKM '23)*, October 21–25, 2023, Birmingham, United Kingdom. ACM, New York, NY, USA, 11 pages. <https://doi.org/10.1145/3583780.3614977>

## 1 INTRODUCTION

*Multi-domain recommendation* (MDR) [3, 16, 61, 66] refers to the task of providing recommendations for multiple domains or scenarios where there are overlapping users and items. MDR is applicable in various contexts, such as e-commerce platforms like Amazon, where different domains of commodities (e.g., vehicles, laptops, fitness tools) are recommended to users, and users may interact with multiple domains. Similarly, an item can belong to multiple domains, such as bicycles that can be in both [vehicles] and [fitness tools] domains. Other examples of MDR include Facebook recommends posts, user groups and videos, WeChat recommends official accounts, videos and mini-programs, and LinkedIn recommends jobs, pages and people. The overlapping users and items among different domains provide an opportunity to leverage users' interests in one domain to enhance recommendations in other domains.

However, we find two key challenges in MDR. ❶ It is difficult to exploit useful information from other domains while avoiding the negative impact on recommendation accuracy [31, 45, 53]. For example, a user may prefer cheap commodities, which is a common property that can guide recommendations in all domains. In contrast, a user may favor Apple's laptops in the [Laptops] domain because her previous laptop is Apple, yet this does not indicate that she will like Apple's loudspeakers in the [Speaker] domain. Generally speaking, there is *inter-domain knowledge* that generalizes across domains and *intra-domain knowledge* that only works for a specific domain, and distinguishing them is crucial for accurate recommendations. ❷ Effective knowledge sharing among



**Figure 1: The model disentangling architecture in existing MDR methods. Shared model learns the inter-domain knowledge that generalizes across domains. Domain-specific models learn intra-domain knowledge that only works for each domain. The red dashed line represents the back-propagation flow. Both intra-domain and inter-domain knowledge will be used to update the input embedding.**

different domains is challenging, particularly when the overlap of users and items between domains is small (i.e., *overlap sparsity*) because these common users/items usually serve as the bridge for knowledge sharing. In addition, for domains with limited user-item interaction data (i.e., *data sparsity*), knowledge sharing is more critical to recommendation accuracy because small domains usually contain less information and external knowledge can help avoid over-fitting [17, 58] and bring more benefits.

Most existing MDR approaches [42, 46, 63] conduct model-level disentangling (as illustrated in Figure 1, referred to as *model disentangling*) and focus on designing better domain-shared and domain-specific models. For example, STAR [46] leverages fully-connected networks (FCNs) as domain-shared and domain-specific models. TreeMS utilizes GAT [52] as the shared model, and combines FCN and LSTM [14] in domain-specific model design. MGFN [63] uses GAT [52] to learn both intra-domain and inter-domain knowledge. However, the problem with model disentangling is that inter-domain and intra-domain knowledge are still entangled in a single embedding for each user/item. The inter-domain knowledge and each specific domain’s knowledge may lead to different gradient update directions. Since gradients are accumulated, they may cancel each other out if they point in opposite directions and then result in sub-optimal performance [15, 27, 62]. Thus, model disentangling suffers from the *gradient conflict* problem and cannot address it well. In addition, existing methods lack an effective mechanism to transfer knowledge across domains because they realize knowledge sharing only relying on the overlapping users/items among domains [30, 32, 63]. These approaches face limitations, especially when the overlapping users/items are limited.

In this paper, we propose a new method EDDA for MDR, which consists of an *embedding disentangling (ED) recommender* and a *domain alignment* strategy. *Firstly*, The ED recommender can exploit knowledge from other domains while avoiding negative transfer (challenge ❶). It explicitly disentangles inter-domain and intra-domain knowledge into separate embeddings for each user/item. For every user/item, EDDA trains both an *inter-domain embedding* that captures knowledge across all domains and an *intra-domain embedding for each domain*. These embeddings are projected by the respective inter-domain and intra-domain models and then

concatenated to conduct recommendations for each domain. Unlike model disentangling, ED recommender explicitly separates inter-domain and intra-domain knowledge into distinct embeddings, effectively avoiding the gradient conflict problem. *Secondly*, to enhance knowledge sharing across domains and alleviate the overlap and data sparsity problem (challenge ❷), we propose a *domain alignment* strategy based on random walks to identify similar user/item pairs from different domains. Specifically, we use the overlapping users/items in two domains as anchors and perform random walks [23, 59] on the user-item interaction graph of each domain. For each user/item, we calculate its random walk stopping probability on the anchors, which is used to define the similarity between users/items from different domains. The rationale is that two users/items should exhibit similar behavior patterns or properties if they are likely to reach the same set of anchors. We achieve knowledge sharing by encouraging similar users/items from different domains to have similar embeddings.

We conduct extensive experiments to compare EDDA with 12 state-of-the-art baselines on 3 real datasets each containing 3 to 8 domains. The results show that EDDA significantly outperforms the baselines for all datasets and all domains. In particular, the improvements of EDDA over the best-performing baseline in AUC and recall are up to 7.6% and 41.8%, respectively.

To sum up, we make the following contributions in this paper:

- Propose an *embedding disentangling recommender* for MDR, which explicitly disentangles inter-domain and intra-domain knowledge at both model and embedding level.
- Propose a random walk-based *domain alignment* strategy to identify similar users/items from different domains, which further helps knowledge sharing.
- Conduct extensive experiments to evaluate EDDA that integrates the above two components, demonstrating its effectiveness, and validating the key designs.

The rest of the paper is organized as follows. Section 2 gives the definition of multi-domain recommendation. Section 3 presents our embedding disentangling recommender, and Section 4 elaborates on our random walk-based domain alignment strategy. Section 5 reports the experimental results. Section 6 discusses the related works, and Section 7 draws the concluding remarks.

## 2 PROBLEM DEFINITION

**Multi-domain recommendation (MDR).** A domain  $\mathbf{d}$  can be represented as  $\mathbf{d} = \{\mathcal{U}^{\mathbf{d}}, \mathcal{I}^{\mathbf{d}}, \mathcal{R}^{\mathbf{d}}\}$ , where  $\mathcal{U}^{\mathbf{d}}$  is the user set,  $\mathcal{I}^{\mathbf{d}}$  is the item set, and  $\mathcal{R}^{\mathbf{d}}$  is the set of user-item interactions (e.g., clicks, purchases). MDR deals with a set of domains  $\mathbf{D} = \{\mathbf{d}_1, \mathbf{d}_2, \dots, \mathbf{d}_W\}$ , where  $\mathbf{d}_w$  refers to a specific domain and  $W$  is the number of domains. There may exist some common users and items for two different domains  $\mathbf{d}$  and  $\mathbf{d}'$  (called overlap), i.e.,  $\mathcal{U}^{\mathbf{d}} \cap \mathcal{U}^{\mathbf{d}'} \neq \emptyset$  or  $\mathcal{I}^{\mathbf{d}} \cap \mathcal{I}^{\mathbf{d}'} \neq \emptyset$ , which allows to share knowledge across domains and achieve better recommendation accuracy than handling each domain individually. The task is to find the items that a user is likely to interact with for each domain  $\mathbf{d}_w \in \mathbf{D}$ . Specifically, we want to learn a score function  $f(u, i|\mathbf{d}_w)$  that estimates the preference of user  $u$  for item  $i$ , with which a set of items with the highest scores can be recommended to each user.

### 3 ED RECOMMENDER

To effectively complement the domains with each other and avoid negative transfer, we propose the embedding disentangling (ED) recommender, as depicted in Figure 2. The ED architecture shown in Figure 2(a) is an overview of our ED recommender, and the implementations of intra-domain and inter-domain models are shown in Figure 2(b) and (c), respectively. In this section, we first elaborate on our ED architecture and then illustrate the designs of our intra-domain and inter-domain models.

#### 3.1 ED Architecture

Figure 2(a) shows the ED architecture, which is an overview of our ED recommender. In the ED architecture, we utilize separate *intra-domain embeddings* and *inter-domain embeddings* for each user/item, which are learned through the *intra-domain model* and *inter-domain model*, respectively. The underlying purpose is to allow the intra-domain embeddings (and model) to capture domain-specific information while the inter-domain embeddings (and model) learn general information that is applicable across all domains.

Formally, each user  $u$  (resp. item  $i$ ) has an inter-domain embedding  $e_u$  (resp.  $e_i$ ) that works for all domains and an intra-domain embedding  $e_u^{d_w}$  (resp.  $e_i^{d_w}$ ) for each domain  $d_w$  she belongs to. Note that for each user/item, the intra-domain embeddings for different domains are different and initialized separately. We also have an inter-domain model  $F$  and a separate intra-domain model  $F^{d_w}$  for each domain. To obtain the user/item representations for a domain  $d_w$ , the inter-domain and intra-domain embeddings are projected to latent spaces by the inter-domain and intra-domain models and concatenated as follows.

$$\begin{aligned} Z_u^{d_w} &= F(e_u) \parallel F^{d_w}(e_u^{d_w}), \\ Z_i^{d_w} &= F(e_i) \parallel F^{d_w}(e_i^{d_w}), \end{aligned} \quad (1)$$

where  $\parallel$  denotes vector concatenation,  $Z_u^{d_w}$  and  $Z_i^{d_w}$  are the projected user and item representations for domain  $d_w$ . With the projected user/item representations, we use inner product as the score function  $f(u, i | d_w)$ , which is widely used in recommendation tasks [13, 41, 43]. That is,

$$f(u, i | d_w) = Z_u^{d_w \top} Z_i^{d_w}. \quad (2)$$

**Training.** To train the (inter-domain and intra-domain) models and randomly initialized (inter-domain and intra-domain) embeddings, we use the Bayesian Personalized Ranking (BPR) [43] loss in Eq.(3), which is popular for training recommendation models [13, 43, 54].

$$L_{\text{BPR}} = \sum_{d_w \in \mathcal{D}} \sum_{(u, i^+, i^-) \in \mathcal{O}^{d_w}} -\ln \sigma(f(u, i^+ | d_w) - f(u, i^- | d_w)), \quad (3)$$

where  $\mathcal{O}^{d_w} = \{(u, i^+, i^-) | d_w\}$  denotes the training sample set for domain  $d_w$  and  $(u, i^+, i^-)$  is a triplet. In particular,  $(u, i^+)$  is a user-item pair that belongs to the observed user-item interactions  $\mathcal{R}^{d_w}$  of domain  $d_w$  while  $(u, i^-)$  is a randomly sampled unobserved user-item pair in domain  $d_w$ . Thus, BPR loss encourages assigning higher scores to the observed user-item interactions than unobserved ones.

**Discussion.** From the perspective of gradient flow, our ED architecture completely decouples the inter-domain part (i.e., both model

and embedding) and the intra-domain part, and allows them to learn independently without interfering each other. In particular, for each training triplet  $(u, i^+, i^-)$ , gradients first propagate to the score function (i.e., model output), then update the inter-domain model and the intra-domain model, and finally update the inter-domain and intra-domain embeddings. Consider an item  $i$ , triplets related to  $i$  in all domains can update its inter-domain domain embedding  $e_i$  while only triplets related to  $i$  in domain  $d_w$  can update its intra-domain embedding  $e_i^{d_w}$  for domain  $d_w$ . Thus, our design goal is achieved—the inter-domain domain embedding learns knowledge for all domains while the intra-domain embedding learns for each individual domain.

In comparison, the model disentangling architecture in Figure 1, which is commonly adopted by existing works [35, 46, 63], differentiates inter-domain and intra-domain models but uses a single embedding each for user and item in all domains. Their design entangles domain-specific and domain-general knowledge and causes interference among them (i.e., they may require updating the embedding in different directions and cause gradient conflict problems).

To demonstrate that inter-domain and intra-domain embeddings learn different knowledge, we randomly sample 1000 items from one of our experiment datasets (domain D1 of AliAd, see the details in Section 5.1). Figure 3 visualizes their inter-domain and intra-domain embeddings by reducing the embeddings to 2 dimensions using t-SNE [20]. The results show that the intra-domain and inter-domain embeddings form two well-separated clusters, suggesting that intra-domain and inter-domain knowledge are well disentangled.

#### 3.2 Intra-domain and Inter-domain Models

**Intra-domain model.** Consider a single domain  $d_w$ , the user-item interactions can be represented as a bipartite graph  $\mathcal{G}^{d_w} = \{\mathcal{V}^{d_w}, \mathcal{E}^{d_w}\}$ . In particular, the node set  $\mathcal{V}^{d_w} = \mathcal{U}^{d_w} \cup \mathcal{I}^{d_w}$  comprises the users and items of the domain, while each edge in the edge set  $\mathcal{E}^{d_w}$  corresponds to a user-item interaction record in  $\mathcal{R}^{d_w}$ . We refer to  $\mathcal{G}^{d_w}$  as the *domain graph* of  $d_w$  since it encapsulates the data within domain  $d_w$ . Here, we design a graph-based network, called *GRec*, as our intra-domain model shown in Figure 2(b). GRec learns user and item embeddings by performing iterative neighbor aggregation [48, 64], which captures the high-order connectivity of users and items in the domain graph. The detailed process is implemented using the following equations:

$$\begin{aligned} e_u^{(l)} &= \alpha e_u^{(l-1)} + (1 - \alpha) \sum_{i \in \mathcal{N}_u} \frac{1}{\sqrt{|\mathcal{N}_u|} \sqrt{|\mathcal{N}_i|}} e_i^{(l-1)}, \\ e_i^{(l)} &= \alpha e_i^{(l-1)} + (1 - \alpha) \sum_{u \in \mathcal{N}_i} \frac{1}{\sqrt{|\mathcal{N}_u|} \sqrt{|\mathcal{N}_i|}} e_u^{(l-1)}, \end{aligned} \quad (4)$$

where  $e_u^{(l)}$  and  $e_i^{(l)}$  denote the embeddings of user  $u$  and item  $i$  in the  $l$ -th layer, and there can be  $L$  layers.  $\mathcal{N}_u$  and  $\mathcal{N}_i$  are the set of neighbors of  $u$  and  $i$ , respectively, and  $\sqrt{|\mathcal{N}_u|} \sqrt{|\mathcal{N}_i|}$  is a normalization term to adjust the magnitude of the embeddings during neighbor aggregation [47, 49]. Inspired by [21], we introduce a hyper-parameter  $\alpha$  that belongs to the range  $[0, 1]$  and controls the amount of information about the node itself that is retained during neighbor aggregation. We remove all linear projection functions and non-linear activation functions in traditional graph convolution

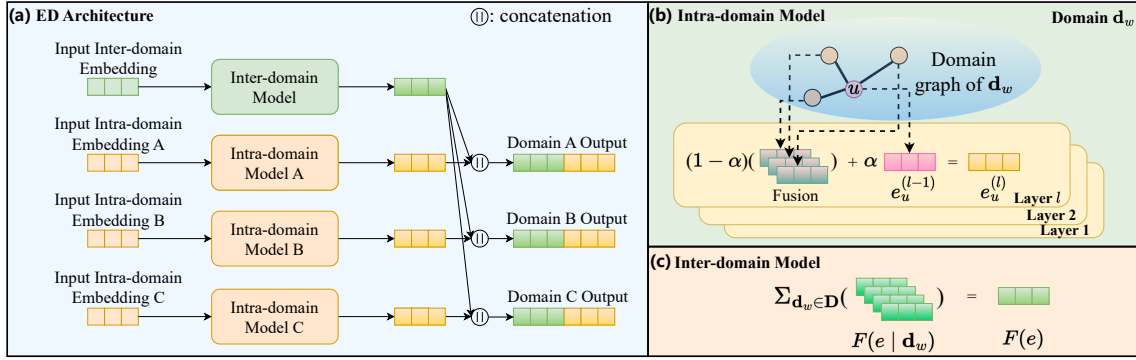


Figure 2: Illustration of ED recommender. The trainable parameters are input embeddings and model parameters.

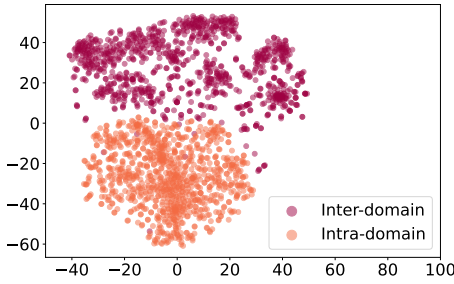


Figure 3: t-SNE visualization of embedding disentangling.

layers [19], as existing works have shown them to be harmful to capture collaborative filtering signals [13, 57]. Therefore, GRec has no other trainable parameters but the input user/item embeddings  $e_u^{(0)}$  and  $e_i^{(0)}$  (i.e., the 0-th layer embeddings).

The goal of the intra-domain model is to learn domain-specific knowledge for a domain  $d_w$ . Thus, we use a  $L$ -layer GRec and perform neighbor aggregation following Eq. (4) only on the domain graph  $\mathcal{G}^{d_w}$  of  $d_w$ . The output of the last layer is used as the projected intra-domain embeddings  $F^{d_w}(e_u^{d_w})$  for each user/item. The input intra-domain embedding for each user  $u$  (item  $i$ ) becomes the 0-th layer embeddings, i.e.,  $e_u^{(0)} = e_u^{d_w}$  ( $e_i^{(0)} = e_i^{d_w}$ ), and we randomly initialize the input intra-domain embeddings.

**Inter-domain model.** We also use an  $L$ -layer GRec as the inter-domain model but with different input user/item embeddings (i.e., *inter-domain embeddings*). As the inter-domain model learns general knowledge across all domains, we apply GRec on the domain graphs from all domains and sum up the last layer embedding of a node in all graphs as the projected inter-domain embedding  $F(e_u)$  as shown in Figure 2(c).

$$F(E_u) = \sum_{d_w \in \mathcal{D}, u \in d_w} F(E_u | d_w),$$

$$F(E_i) = \sum_{d_w \in \mathcal{D}, i \in d_w} F(E_i | d_w),$$
(5)

where  $E_u$  and  $E_i$  are the randomly initialized input inter-domain embeddings of user  $u$  and item  $i$ .  $F(E_u | d_w)$  denotes applying GRec on the domain graph of  $d_w$  using  $E_u$  as the 0-th layer embedding.

It is worth noting that the input inter-domain embeddings are initialized independently from the intra-domain embeddings. Also,

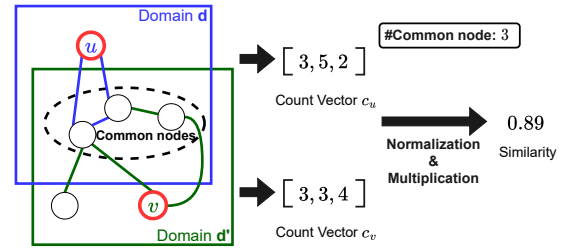


Figure 4: Illustration of our random walk-based node similarity. The similarity between the nodes from two domain graphs are computed using the random walk stop count vector on the common nodes of the two domains. There are 3 common nodes between domain  $d$  and  $d'$ , and we perform 10 random walks from node  $u$  and  $v$  in this toy example. Each entry of the count vector represents the number of times stopping at each common node.

for each user/item, the same input inter-domain embedding is used for neighbor aggregation on all domain graphs in the inter-domain model. Moreover, supervision signals can guide disentangling because the inter-domain embedding is updated by gradients from all domains and thus reflects inter-domain knowledge, while the intra-domain embedding is only updated by gradients from a specific domain and thus encodes domain-specific knowledge.

Furthermore, GRec can be replaced by other existing single-domain recommendation models (e.g., MF [43]) to make them suitable for MDR. Our experiments in Section 5.3 demonstrate that using MF in the ED architecture as intra-domain and inter-domain models yields superior performance compared to training separate MF models for each domain individually.

## 4 DOMAIN ALIGNMENT

For MDR, the overlapping users/items that appear in multiple domains play a crucial role in cross-domain knowledge transfer. However, in practice, the overlap between domains can be small. As shown in Table 1, for the AliCCP dataset, the average overlap ratio between domains is only 0.019, and for the domain with the least overlap, the ratio is below 0.005. The limited overlap between domains restricts knowledge transfer since the common users/items act as the bridge for information sharing.

Nevertheless, different users in different domains may exhibit similar behavior patterns, and items in different domains may share similar interaction patterns or properties since they may be preferred by users with similar interests. Thus, we propose a random walk-based domain alignment strategy that identifies similar user/item pairs in different domains. Then we let similar users/items have closer intra-domain embeddings to enhance knowledge transfer since they exhibit similarities in different domains.

Consider two domains  $\mathbf{d}$  and  $\mathbf{d}'$  with domain graphs  $\mathcal{G}^{\mathbf{d}}$  and  $\mathcal{G}^{\mathbf{d}'}$ , and assume set  $\mathcal{T}$  contains common nodes (i.e., the overlapped users/items) that appear in both domain graphs. As shown in Figure 4, our random walk-based procedure calculates the similarity  $s(u, v)$  between a node  $u \in \mathcal{G}^{\mathbf{d}}$  and  $v \in \mathcal{G}^{\mathbf{d}'}$  as follows. ❶ We perform many random walks from node  $u$  on graph  $\mathcal{G}^{\mathbf{d}}$  and from node  $v$  on graph  $\mathcal{G}^{\mathbf{d}'}$ , and count the number of random walks that stop at each node in  $\mathcal{T}$ , which can be represented as two *stop count vectors*  $\mathbf{c}_u$  and  $\mathbf{c}_v$ . ❷ We calculate the cosine similarity of the count vectors as the similarity between node  $u$  and  $v$  as follows

$$s(u, v) = \frac{\mathbf{c}_u^\top \cdot \mathbf{c}_v}{\|\mathbf{c}_u\|_2 \cdot \|\mathbf{c}_v\|_2} = \frac{\mathbf{c}_u^\top}{\|\mathbf{c}_u\|_2} \cdot \frac{\mathbf{c}_v}{\|\mathbf{c}_v\|_2} = \hat{\mathbf{c}}_u^\top \hat{\mathbf{c}}_v, \quad (6)$$

where  $\hat{\mathbf{c}}_u$  and  $\hat{\mathbf{c}}_v$  are the normalized stop count vectors. When either  $\mathbf{c}_u$  or  $\mathbf{c}_v$  is a zero vector,  $s(u, v)$  will be undefined, and we set  $s(u, v) = 0$  in this case.

The rationale behind our cross-domain node similarity measure is that nodes similar to the same set of nodes should be similar. It means the nodes (users or items) may exhibit similar behavior patterns or properties even though they are in different domains. In graph processing, a node  $v$  is considered similar (or adjacent) to another node  $v'$  if random walks starting from  $v$  are likely to reach  $v'$  [23, 59]. Thus, the normalized stop count vector  $\hat{\mathbf{c}}_v$  measures the similarity between node  $v$  and the common nodes in  $\mathcal{T}$ , and  $s(u, v) = \hat{\mathbf{c}}_u^\top \hat{\mathbf{c}}_v$  is large if  $u$  and  $v$  are well-aligned in their similarities between the common nodes.

Armed with the node similarity measure, we find a set  $\mathcal{S}_{\mathbf{d}\mathbf{d}'}$  of similar nodes for each pair of domain  $\mathbf{d}$  and  $\mathbf{d}'$ . In particular, for each node  $u \in \mathbf{d}$ , we compute its similarity between all nodes in  $\mathbf{d}'$ , and add the  $u$  and its top- $k$  similar nodes to  $\mathcal{S}_{\mathbf{d}\mathbf{d}'}$  in the form of similar node pairs  $(u, v)$ . As finding similar nodes requires the similarity between all node pairs, its complexity can be high when the domains contain many nodes. However, the task boils down to an inner product-based similarity search for the normalized stop count vectors, which can be conducted efficiently via well-studied vector similarity search solutions [10, 38]. Besides, the random walks of each node can also be conducted in parallel.

It is worth noting that we do not directly add all common nodes (overlapping users or items) between domain  $\mathbf{d}$  and  $\mathbf{d}'$  into the  $\mathcal{S}_{\mathbf{d}\mathbf{d}'}$  because the same user/item may also have different behavior patterns or properties in different domains (i.e., intra-domain knowledge). They are not necessarily similar. We also did experiments and found that adding the overlapping users/items to similar node pairs will not improve the performance.

The similar node pairs found by domain alignment are meaningful. For example, in our experiments on the Amazon dataset, Prism (a Japan CD, in the [Digital Music] domain) is identified to

**Table 1: Statistics of the datasets, where *overlap* is the ratio of the overlapping users/items between two domains over all users/items in the domains, averaged over all domain pairs.**

Dataset	#Domain	#User	#Item	#Interaction	Overlap
AliCCP	3	47,000	53,201	353,150	0.0190
Amazon	6	173,528	69,215	1,437,381	0.0830
AliAd	8	154,607	16,607	406,952	0.1346

be similar to Shakuhachi (a Japanese musical instrument, in the [Musical Instrument] domain).

**Exploit alignment.** Similar node pairs can be used to assist learning in many possible ways. Currently, we constrain that a similar node pair  $(u, v)$  should have similar intra-domain embeddings. However, since the embeddings belonging to different domains exist in different embedding spaces, directly measuring the distance between them and forcing them to be closer is difficult and not proper. To address this, we employ a linear mapping function [56] to project both embeddings into a shared embedding space. We measure the similarity of the embeddings using the squared Euclidean norm defined as  $l(u, v) = \|\mathbf{e}_u^{\mathbf{d}} W_{\mathbf{d}} - \mathbf{e}_v^{\mathbf{d}'} W_{\mathbf{d}'}\|_2^2$ , where  $W_{\mathbf{d}}$  and  $W_{\mathbf{d}'}$  are the projection matrices for domain  $\mathbf{d}$  and  $\mathbf{d}'$ , respectively. We incorporate the following alignment term in the training objective:

$$L_{\text{align}} = \sum_{\mathbf{d}, \mathbf{d}' \in \mathbf{D}, \mathbf{d} \neq \mathbf{d}'} \sum_{(u, v) \in \mathcal{S}_{\mathbf{d}\mathbf{d}'}} l(u, v). \quad (7)$$

Instead of using only the top- $k$  similar node pairs (i.e.,  $\mathcal{S}_{\mathbf{d}\mathbf{d}'}$ ) as in Eq. (3), an alternative is to consider all possible node pairs and weigh  $l(u, v)$  by Eq. (6). This design also encourages the embeddings of more similar nodes to better match each other but we do not adopt it because there is a giant number of possible node pairs, which hinders scalability and makes training slow. Combining Eq. (3) and (7), our overall loss function is

$$L = L_{\text{BPR}} + \beta L_{\text{align}} + \lambda \|\Theta\|_2^2, \quad (8)$$

where  $\beta$  is a positive weight for the alignment loss,  $\Theta$  denotes the trainable parameters in EDDA, and  $\lambda$  is the weight of the  $L_2$  regularization. We initialize the intra-domain and inter-domain embeddings individually and train with the Adam optimizer [18].

## 5 EXPERIMENTAL EVALUATION

In this part, we introduce the experiment settings in Section 5.1, compare our EDDA model for MDR with state-of-the-art baselines in Section 5.2, and evaluate the key designs of EDDA in Section 5.3.

### 5.1 Experiment Settings

**Datasets.** We adopt three commonly-used public datasets to evaluate MDR solutions, and their statistics are reported in Table 1.

- **AliCCP** [37] gathers traffic logs of the recommender system in mobile Taobao, which contains three different domains.
- **Amazon** [40] contains user ratings for items from Amazon. We use 6 categories of items and regard each category as a domain. Each rating is considered a positive interaction.
- **AliAd** [51] consists of 8 days of ad display/click records from Alibaba. We choose 8 categories of ads as different domains and regard clicks as positive interactions.

**Table 2: Accuracy comparison on three datasets. We mark the best results in bold and the second-best ones in underline. "\*\*\* denotes that the best-performing method significantly outperforms the second-best one on the paired t-test ( $p$ -value < 0.05).**

			MF	NGCF	LightGCN	CS	MMoE	PLE	AFT	STAR	SAML	CATART	MGFN	TreeMS	EDDA	Impr.
AliCCP	AUC	D1	0.562	0.661	0.720	0.591	0.639	0.629	0.560	0.597	0.572	0.547	0.762	0.790	<b>0.835*</b>	5.6%
		D2	0.555	0.595	0.590	0.639	0.582	0.624	0.547	0.570	0.567	0.501	0.805	0.801	<b>0.866*</b>	7.6%
		D3	0.648	0.721	0.766	0.582	0.608	0.603	0.557	0.581	0.584	0.593	0.768	0.818	<b>0.846*</b>	3.4%
		AVG	0.588	0.659	0.692	0.604	0.610	0.619	0.554	0.583	0.574	0.547	0.778	0.803	<b>0.849*</b>	5.7%
	Recall	D1	0.147	0.241	0.332	0.168	0.204	0.190	0.114	0.171	0.156	0.147	0.179	0.390	<b>0.492*</b>	26.3%
		D2	0.204	0.184	0.132	0.204	0.182	0.184	0.082	0.122	0.122	0.102	0.403	0.388	<b>0.571*</b>	41.8%
		D3	0.251	0.303	0.380	0.155	0.233	0.209	0.106	0.153	0.152	0.185	0.176	0.423	<b>0.510*</b>	20.7%
		AVG	0.201	0.243	0.278	0.176	0.206	0.194	0.100	0.149	0.143	0.145	0.252	0.400	<b>0.524*</b>	31.0%
Amazon	AUC	D1	0.763	0.843	0.861	0.757	0.772	0.759	0.665	0.742	0.829	0.809	0.868	0.872	<b>0.904*</b>	3.7%
		D2	0.749	0.808	0.823	0.761	0.778	0.769	0.680	0.732	0.771	0.799	0.835	0.835	<b>0.866*</b>	4.3%
		D3	0.764	0.826	0.855	0.785	0.710	0.789	0.583	0.740	0.713	0.747	0.868	0.869	<b>0.893*</b>	2.8%
		D4	0.721	0.731	0.749	0.754	0.766	0.760	0.649	0.705	0.730	0.719	0.761	0.768	<b>0.796*</b>	3.6%
		D5	0.784	0.857	0.882	0.771	0.788	0.768	0.677	0.746	0.759	0.761	0.894	0.897	<b>0.919*</b>	2.4%
		D6	0.842	0.862	0.876	0.823	0.846	0.844	0.640	0.668	0.757	0.781	0.879	0.889	<b>0.905*</b>	1.8%
		AVG	0.771	0.821	0.841	0.775	0.777	0.782	0.649	0.722	0.760	0.770	0.851	0.855	<b>0.881*</b>	3.1%
	Recall	D1	0.456	0.568	0.595	0.513	0.511	0.514	0.262	0.497	0.472	0.504	0.611	0.618	<b>0.677*</b>	9.6%
		D2	0.422	0.493	0.550	0.432	0.433	0.437	0.287	0.444	0.532	0.479	0.568	0.573	<b>0.601*</b>	4.9%
		D3	0.473	0.521	0.591	0.396	0.403	0.404	0.151	0.369	0.415	0.433	0.605	0.613	<b>0.641*</b>	4.6%
		D4	0.327	0.365	0.404	0.363	0.369	0.365	0.221	0.346	0.354	0.355	0.419	0.421	<b>0.457*</b>	8.4%
		D5	0.441	0.578	0.596	0.502	0.499	0.502	0.265	0.440	0.578	0.550	0.610	0.629	<b>0.699*</b>	11.1%
		D6	0.533	0.534	0.572	0.533	0.550	0.595	0.236	0.434	0.588	0.600	0.603	0.606	<b>0.618*</b>	2.1%
		AVG	0.444	0.510	0.551	0.457	0.461	0.470	0.237	0.422	0.490	0.487	0.569	0.577	<b>0.616*</b>	6.7%
AliAd	AUC	D1	0.803	0.832	0.843	0.820	0.833	0.841	0.725	0.844	0.808	0.809	0.852	0.856	<b>0.877*</b>	2.4%
		D2	0.873	0.885	0.896	0.888	0.885	0.900	0.817	0.882	0.888	0.876	0.909	0.910	<b>0.931*</b>	2.3%
		D3	0.742	0.746	0.750	0.785	0.814	0.809	0.707	0.808	0.753	0.745	0.780	0.818	<b>0.854*</b>	4.4%
		D4	0.899	0.895	0.895	0.886	0.883	0.903	0.825	0.889	0.889	0.895	0.900	0.911	<b>0.922*</b>	1.2%
		D5	0.810	0.835	0.837	0.836	0.838	0.852	0.763	0.850	0.798	0.791	0.850	0.863	<b>0.913*</b>	5.8%
		D6	0.824	0.826	0.830	0.847	0.852	0.860	0.779	0.854	0.782	0.786	0.846	0.861	<b>0.897*</b>	4.2%
		D7	0.815	0.822	0.835	0.834	0.836	0.843	0.756	0.845	0.789	0.781	0.844	0.852	<b>0.903*</b>	6.0%
		AVG	0.833	0.863	0.868	0.868	0.861	0.874	0.766	0.864	0.842	0.834	0.866	0.889	<b>0.921*</b>	3.6%
	Recall	D1	0.437	0.499	0.565	0.533	0.537	0.548	0.281	0.541	0.575	0.448	0.566	0.579	<b>0.617*</b>	6.6%
		D2	0.574	0.593	0.655	0.579	0.554	0.576	0.449	0.571	0.673	0.585	0.672	0.678	<b>0.728*</b>	7.4%
		D3	0.382	0.379	0.472	0.389	0.428	0.410	0.261	0.392	0.454	0.374	0.489	0.493	<b>0.593*</b>	20.3%
		D4	0.587	0.618	0.628	0.561	0.555	0.588	0.458	0.579	0.629	0.593	0.632	0.642	<b>0.681*</b>	6.1%
		D5	0.467	0.529	0.583	0.456	0.465	0.466	0.364	0.464	0.551	0.475	0.599	0.604	<b>0.687*</b>	13.8%
		D6	0.509	0.513	0.599	0.513	0.510	0.511	0.383	0.493	0.591	0.475	0.611	0.627	<b>0.680*</b>	8.5%
		D7	0.482	0.480	0.604	0.460	0.462	0.463	0.340	0.454	0.574	0.469	0.615	0.619	<b>0.683*</b>	10.2%
		AVG	0.501	0.550	0.612	0.500	0.494	0.509	0.371	0.499	0.539	0.562	0.639	0.653	<b>0.690*</b>	5.7%
			0.492	0.520	0.590	0.499	0.501	0.509	0.363	0.499	0.573	0.497	0.603	0.612	<b>0.670*</b>	9.5%

**Baselines.** For a comprehensive comparison, we compare our EDDA with 12 state-of-the-art baseline methods including 3 single-domain recommendation (SDR) models (i.e., **MF** [43], **NGCF** [55], **LightGCN** [13]), 3 multi-task learning (MTL) methods (i.e., **Cross-Stitch (CS)** [39], **MMoE** [35], **PLE** [50]), and 6 MDR methods (i.e., **AFT** [12], **STAR** [46], **SAML** [9], **CATART** [22], **MGFN** [63], and **TreeMS** [42]). Due to the space limits, we will discuss the MTL and MDR baselines in Section 6. For SDR methods, we train a separate model for each domain. For MTL methods, they handle different tasks on the same data and are usually used in MDR [12, 42, 46] by treating the aggregated data from all domains as the input data and recommendation for each domain as a task.

**Performance metrics.** We focus on the accuracy of recommendation and adopt two widely utilized metrics, i.e., **AUC** [46] and **Recall** [12], to evaluate the models. Following previous works [28, 54], we regard the interacted items as positive for each user and split

the interaction records into training/validation/testing sets with a ratio of 7:1:2. For each positive item, we randomly sample 10 un-interacted items as negative items in the test set. Recall is calculated as the percentage of times that the positive item ranks top-1 among the 11 items (i.e., Recall@1) [41].

**Implementation details.** We implement all models using Pytorch, DGL [1] and LibMTL [26]. For EDDA, the default dimension of the inter-domain and intra-domain embeddings are both 64, the number of layers is 2 and  $\alpha$  is 0.1 in GRec, the batch size is 8092. The weight of domain alignment loss (i.e.,  $\beta$ ) is 0.03, the regularization coefficient  $\lambda$  is  $1e-4$  and learning rate is 0.001. We adopt the edge dropout [44] to train our EDDA and set the dropout ratio as 0.3. For the domain alignment in EDDA, we set the random walk length as 4 and the number of walks from each node is 500. We select the node with the largest similarity for each node (i.e.,  $k = 1$ ) as its similar node by default. We conduct model training via Adam [18] optimizer. For all the baseline methods, we run them using the default settings in their released codes and original reports.

## 5.2 Main Results: Compare with the Baselines

Table 2 compares the recommendation accuracy of our EDDA with the 12 baselines on the 3 experiment datasets. *Impr.* is the percentage of accuracy improvement of EDDA over the best-performing baseline, and *Avg* is the average statistics over all domains in a dataset. We make the following observations from the results.

Firstly, our EDDA consistently outperforms all baselines across all datasets and domains, achieving higher AUC and recall values. The improvements of EDDA over the best-performing baseline are significant, reaching up to 7.6% and 41.8% for AUC and recall, respectively, in specific domains. Overall, EDDA exhibits more significant improvements over the baselines for AliCCP (5.7% in AUC and 31.0% in recall for average) compared to Amazon (3.1% in AUC and 6.7% in recall for average) and AliAd (3.7% in AUC and 9.5% in recall for average). This can be attributed to the smaller size of the AliCCP dataset (i.e., fewer interaction records) and the lower overlap between domains (as shown in Table 1). Consequently, AliCCP benefits more from EDDA’s ability to complement the domains, while the larger domain overlap in the Amazon and AliAd datasets already enables more knowledge sharing among domains, making the benefits of EDDA comparatively less significant.

Secondly, compared with the best-performing baseline, the accuracy improvements of EDDA are similar for different domains on Amazon but differ significantly for AliCCP (with AliAd somewhere between the two extremes). In particular, on Amazon, the recall improvements are around 2%–11% for all domains; For AliCCP, recall improvements are 41.8% and 20.7% for D2 and D3, respectively. This is because AliCCP has more skewed domain sizes, and EDDA generally yields larger gains for smaller domains. In the case of Amazon, the largest domain’s size is 16.5 times that of the smallest domain. However, for AliCCP, the size of D3 is 75.7 times that of D2. Smaller domains benefit more from EDDA because they are more susceptible to over-fitting and poor generalization due to their limited training data. As a result, the cross-domain knowledge transfer capability of EDDA becomes particularly crucial for improving the performance of smaller domains.

Thirdly, the graph neural network (GNN)-based baselines (e.g., MGFN, TreeMS) generally achieve higher accuracy better than the MLP-based baselines (e.g., STAR, CS, MMoE, PLE). This is because GNN can capture the high-order dependency between users and items with neighbor aggregation and better capture collaborative filtering signals [13, 28, 55]. It is also the reason why we use graph-based learning in our model design.

## 5.3 Ablation Study and Insights

**Ablation study.** We design 3 variants and compare them with EDDA to evaluate our key designs.

- **Inter** only remains the inter-domain model and inter-domain embeddings for recommendation, removing the intra-domain models and embeddings and domain alignment strategy.
- **Intra** trains a separate intra-domain model for each domain using that domain’s dataset, removing the inter-domain models and embeddings and domain alignment strategy.
- **w/o DA** removes the domain alignment loss term (i.e., Eq. (7)) from EDDA and only uses ED recommender.

For a fair comparison, we set the embedding size in *Inter* and *Intra* as **twice that in EDDA** to make sure the performance improvements of our ED architecture are not from the increased model parameter quantity. Here, comparing *w/o DA* with *Inter* and *Intra* shows the benefits of ED architecture. Comparing EDDA with *w/o DA* helps to understand the effectiveness of our domain alignment strategy. Table 3 report the results of the ablation study, and we make the following observations.

(1) *w/o DA* (which uses ED architecture) outperforms both *Inter* and *Intra* (which do not use ED architecture and consist of only one type of embedding) in most cases, which suggests that ED architecture is effective in improving accuracy. (2) The accuracy of *Inter* is usually lower than *Intra*. This indicates that only using a single shared model for all domains is not a good way for cross-domain knowledge sharing, possibly because that specific knowledge for a domain will cause negative transfer in other domains [31, 53]. However, *Inter* also outperforms *Intra* (without cross-domain knowledge sharing) in some cases (e.g., AliCCP D2), which suggests that cross-domain knowledge sharing is beneficial. The good performance of EDDA indicates that ED architecture achieves knowledge sharing and avoids negative transfer at the same time. (3) Compared with *w/o DA*, EDDA consistently yields higher accuracy in all cases, highlighting the importance of our domain alignment strategy.

**Analyzing the gains of EDDA.** As a method for MDR, EDDA complements the domains with each other while most recommendation methods handle a single domain. An interesting question is—what are the characteristics of the domains/datasets that benefit the most from EDDA? We analyze the gains of EDDA over *Intra* (which trains a separate model for each domain) and find that the gains are related to the following two factors for a domain  $\mathbf{d}_w$ .

$$\text{Domain size: } DS_{\mathbf{d}_w} = \frac{|\mathcal{R}^{\mathbf{d}_w}|}{\sum_{\mathbf{d} \in \mathcal{D}} |\mathcal{R}^{\mathbf{d}}|},$$

$$\text{Out-of-domain interaction: } OI_{\mathbf{d}_w} = \frac{\sum_{u \in \mathcal{U}^{\mathbf{d}_w}} \sum_{\mathbf{d} \in \mathcal{D}, \mathbf{d} \neq \mathbf{d}_w} |\mathcal{R}_u^{\mathbf{d}}|}{|\mathcal{R}^{\mathbf{d}_w}|},$$

where  $\mathcal{R}^{\mathbf{d}_w}$  is the user-item interactions of domain  $\mathbf{d}_w$ ,  $\mathcal{R}_u^{\mathbf{d}}$  is the interactions made by user  $u$  in domain  $\mathbf{d}$ , and  $||$  indicates the cardinality of a set. Intuitively,  $DS_{\mathbf{d}_w}$  measures the size of a domain over all domains while  $OI_{\mathbf{d}_w}$  measures the interactions of made by users of  $\mathbf{d}_w$  in other domains (with a normalization).

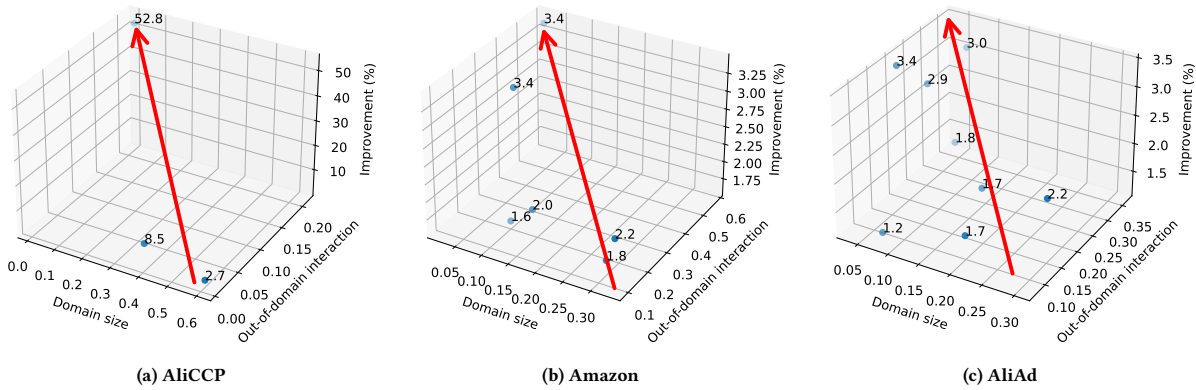
Figure 5 plots the gain of EDDA against the domain size and out-of-domain interaction. For different domains of the same dataset, the gain of EDDA generally increases along the direction of the red arrow, which points to smaller domain sizes and larger out-of-domain interactions. Smaller domain sizes indicate that a particular domain has limited training data available. In such cases, the cross-domain knowledge-sharing capability of EDDA becomes especially valuable. By leveraging knowledge from other domains, EDDA can compensate for the lack of data in the small domain and provide more accurate recommendations. Larger out-of-domain interaction means that the users make more interactions in other domains, which allows for more knowledge to be transferred. Consequently, EDDA can leverage transferred knowledge to enhance the accuracy.

**Hyper-parameters.** We adjust the weight  $\beta$  for the alignment loss and report the accuracy of EDDA in Figure 6. The results show that

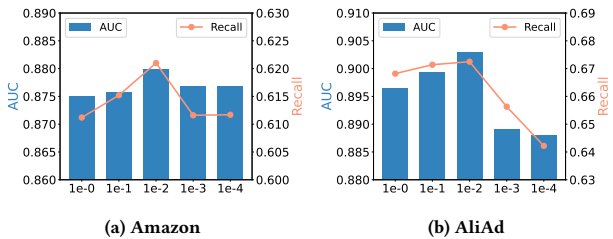


**Table 3: Ablation study on the three datasets. We mark the best results in bold and the second-best ones in underline.**

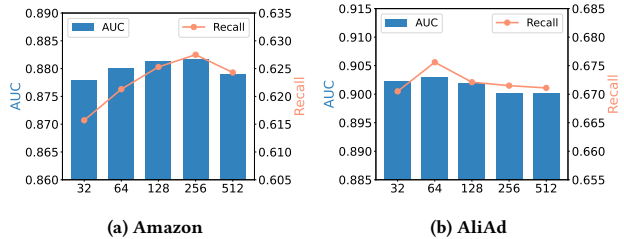
AUC	AliCCP	D1	D2	D3	AVG	Amazon	D1	D2	D3	D4	D5	D6	AVG
	Inter	0.815	<u>0.865</u>	0.829	0.836	Inter	0.869	0.828	0.850	0.733	0.878	0.879	0.840
Intra	0.769	0.567	0.824	0.720	Intra	0.878	0.844	0.869	0.760	0.889	0.865	0.851	
w/o DA	0.822	0.864	0.835	0.840	w/o DA	0.886	0.856	0.881	0.775	0.905	0.891	0.866	
EDMDR	<b>0.835</b>	<b>0.866</b>	<b>0.846</b>	<b>0.849</b>	EDMDR	<b>0.904</b>	<b>0.871</b>	<b>0.893</b>	<b>0.796</b>	<b>0.919</b>	<b>0.905</b>	<b>0.881</b>	
AliAd	D1	D2	D3	D4	D5	D6	D7	D8	AVG				
	Inter	0.822	0.858	0.793	0.850	0.870	0.848	0.857	0.857	0.844			
Intra	0.846	0.891	0.806	0.887	0.877	0.851	0.857	0.885	0.863				
w/o DA	0.867	0.919	0.828	0.908	0.899	0.878	0.882	0.902	0.885				
EDMDR	<b>0.877</b>	<u>0.931</u>	<u>0.854</u>	<u>0.922</u>	<b>0.913</b>	<b>0.897</b>	<b>0.903</b>	<b>0.921</b>	<b>0.902</b>				
Recall	AliCCP	D1	D2	D3	AVG	Amazon	D1	D2	D3	D4	D5	D6	AVG
	Inter	0.229	0.509	0.226	0.321	Inter	0.262	0.252	0.228	0.187	0.258	0.265	0.242
Intra	0.391	0.184	0.472	0.349	Intra	0.651	0.574	0.612	0.434	0.675	0.570	0.586	
w/o DA	0.481	0.551	0.490	0.507	w/o DA	0.662	0.589	0.626	0.446	0.682	0.589	0.599	
EDMDR	<b>0.492</b>	<b>0.571</b>	<b>0.509</b>	<b>0.524</b>	EDMDR	<b>0.677</b>	<b>0.601</b>	<b>0.641</b>	<b>0.457</b>	<b>0.699</b>	<b>0.624</b>	<b>0.616</b>	
AliAd	D1	D2	D3	D4	D5	D6	D7	D8	AVG				
	Inter	0.305	0.418	0.385	0.279	0.452	0.438	0.437	0.384	0.387			
Intra	0.588	0.673	0.526	0.647	0.650	0.626	0.632	0.642	0.623				
w/o DA	0.600	0.702	0.557	0.670	0.673	0.652	0.661	0.662	0.647				
EDMDR	<b>0.617</b>	<b>0.728</b>	<b>0.593</b>	<b>0.681</b>	<b>0.687</b>	<b>0.680</b>	<b>0.683</b>	<b>0.690</b>	<b>0.670</b>				



**Figure 5: Relative AUC improvement of EDDA over Intra, each point corresponds to a domain.**



**Figure 6: Effect of weight  $\beta$  for alignment loss**



**Figure 7: Effect of embedding dimension**

the optimal  $\beta$  is  $1e - 2$  for both datasets and accuracy degrades when  $\beta$  deviates from the optimal. This is because the alignment loss serves as a regularization that encourages similar user/item pairs from different domains to have similar intra-domain embeddings. When  $\beta$  is too small, the strength of the regularization is not enough and information encoded by similar user/item pairs is not fully utilized. When  $\beta$  is too large, the regularization affects other learning objectives, e.g., fitting the observed user-item interactions.

We adjust the dimension of the intra-domain and inter-domain embeddings and report the accuracy of EDDA in Figure 6. The results show that there exists an optimal embedding dimension for both datasets. This is because the model may not have enough capacity when the dimension is smaller than optimal while over-fitting may happen when the dimension is larger than optimal.

**Other instantiation of ED architecture.** As discussed, our ED architecture is general and can be applied to any model that learns



**Table 4: Applying the ED architecture on MF model. 'Impr.' denotes the percentage of improvement.**

<b>AliCCP</b>	D1	D2	D3	AVG	<b>Amazon</b>	D1	D2	D3	D4	D5	D6	AVG
MF	0.147	0.204	0.251	0.201	MF	0.456	0.422	0.473	0.327	0.441	0.533	0.442
ED_MF	0.302	0.225	0.350	0.292	ED_MF	0.599	0.478	0.571	0.328	0.604	0.574	0.526
Impr.	105.2%	10.2%	39.4%	45.6%	Impr.	31.3%	13.2%	20.8%	0.3%	36.9%	7.8%	18.9%
<b>AliAd</b>	D1	D2	D3	D4	D5	D6	D7	D8	AVG			
MF	0.437	0.574	0.382	0.587	0.467	0.509	0.482	0.501	0.492			
ED_MF	0.502	0.634	0.455	0.589	0.556	0.550	0.545	0.571	0.550			
Impr.	15.0%	10.4%	19.3%	0.4%	19.0%	8.0%	13.0%	14.0%	11.8%			

user and item embeddings. Besides our proposed intra-domain and inter-domain model GRec, we also apply the classical matrix factorization (MF) model [43] in ED architecture (denoted as ED\_MF) and compare it with learning a separate MF model for each domain (which performs much better than learning a single MF model using the aggregated data from all domains). We only report recall in Table 4 due to page limit. The results show that ED architecture consistently improves the accuracy of MF on all datasets and their domains, and the improvements are usually large, i.e., over 10% for most cases. Compared to the improvement of EDDA over *Intra* model shown in our ablation study (see Table 3), ED architecture yields more significant improvement for MF because MF is a weaker model and thus there is more room for improvement.

## 6 RELATED WORK

**Multi-domain recommendation.** Multi-domain recommendation (MDR) [29, 34, 60, 65] is a category of cross-domain recommendation that focuses on improving the accuracy of multiple domains simultaneously. For example, AFT [12] uses user-item interaction data from all domains to learn user interests and adopts a generator-discriminator framework. These methods leverage the model disentangling architecture and cannot separate domain-shared and domain-specific knowledge well. CATART [22] uses an auto-encoder to construct user global embeddings from each domain’s domain-specific embedding and uses an attention mechanism to aggregate global embeddings and domain-specific embeddings to conduct recommendations for each domain. However, since the global embeddings are generated based on domain-specific embeddings, the domain-shared knowledge will also be used to update domain-specific embeddings, leading to poor disentanglement. SAML [9] maps the features into global and domain-specific embeddings and incorporates a mutual unit to learn domain similarity, which is then used in fusing domain-specific knowledge. However, it lacks effective alignment mechanisms and does not fully explore the relationships among domains.

**Dual-domain recommendation.** Dual-domain recommendation (DDR) is another category of cross-domain recommendation that usually improves recommendation accuracy for two domains or enhances a target domain with a source domain [5–8, 11, 32, 67, 68]. For instance, DisenCDR [4] proposes two regularization terms on user embeddings based on mutual information to enforce user domain-shared representations and domain-specific representations encoding predictive and exclusive information for both domains. PTUPCDR [69] adopts meta-learning to learn user preferences in the source domain and then generates personalized models

for each user in the target domain. However, it is not clear how DDR methods can be used in MDR. Besides, our ED recommender and domain alignment also differ from their designs, and our domain alignment may also benefit DDR by identifying similar users/items from two domains to provide supervision signals.

**Multi-task learning.** Multi-task learning (MTL) methods [2, 24, 25, 33, 36] train a single model to handle different tasks (e.g., segmentation, edge detection, classification) on the same data. Most of them follow the model disentangling architecture [35]. For instance, Cross-Stitch [39] adopts cross-stitch units to learn the weights for linearly combining the outputs of the previous layers for each task. MMoE [35] uses multiple networks with task-specific weights as the bottom network and is more effective when the tasks are loosely related. PLE [50] interleaves shared model and task-specific model to improve knowledge sharing among the tasks. In particular, each layer of the shared model connects to the next layer of all task-specific models, which in turn connects to the next layer of the shared model. MTL has a single input data distribution but different label spaces for tasks while domains in MDR has the same label space but different data distribution [46]. As shown in our experiments, for MDR, our embedding disentangling architecture outperforms model disentangling adopted by MTL methods.

## 7 CONCLUSION

In this paper, we propose EDDA for multi-domain recommendation, consisting of two key designs, i.e., embedding disentangling recommender and domain alignment. In particular, the embedding disentangling recommender separates both model and embedding for capturing general and domain-specific knowledge. Thus, it enables the two kinds of knowledge to learn without interference. Domain alignment finds similar user/item pairs from different domains using random walks. The similar pairs serve as a regularization to improve knowledge sharing across domains. Extensive experiments show that EDDA outperforms state-of-the-art methods.

## ACKNOWLEDGEMENTS

Reynold Cheng and Wentao Ning were supported by the HKU-TCL Joint Research Center for Artificial Intelligence (Project no. 200009430), the University of Hong Kong (Projects 104005858 and 10400599), the Guangdong–Hong Kong–Macau Joint Laboratory Program 2020 (Project No: 2020B1212030009), and The Hong Kong Jockey Club Charities Trust (HKJC), No. 260920140. Bo Tang and Wentao Ning were supported by the Shenzhen Fundamental Research Program (Grant No. 20220815112848002) and the Guangdong Provincial Key Laboratory (Grant No. 2020B121201001).

## REFERENCES

- [1] Amazon. Deep graph library. "https://dgl.ai".
- [2] S. An, J. Kim, M. Kim, and J. Park. No task left behind: Multi-task learning of knowledge tracing and option tracing for better student assessment. In *AAAI*, pages 4424–4431, 2022.
- [3] A. Ariza-Casabona, B. Twardowski, and T. K. Wijaya. Exploiting graph structured cross-domain representation for multi-domain recommendation. *CoRR*, abs/2302.05990, 2023.
- [4] J. Cao, X. Lin, X. Cong, J. Ya, T. Liu, and B. Wang. Disencdr: Learning disentangled representations for cross-domain recommendation. In *SIGIR*, pages 267–277, 2022.
- [5] J. Cao, J. Sheng, X. Cong, T. Liu, and B. Wang. Cross-domain recommendation to cold-start users via variational information bottleneck. In *ICDE*, pages 2209–2223, 2022.
- [6] H. Chen, X. Wang, R. Xie, Y. Zhou, and W. Zhu. Cross-domain recommendation with behavioral importance perception. In *WWW*, pages 1294–1304, 2023.
- [7] L. Chen, F. Yuan, J. Yang, X. He, C. Li, and M. Yang. User-specific adaptive fine-tuning for cross-domain recommendations. *TKDE*, 35(3):3239–3252, 2023.
- [8] X. Chen, Y. Zhang, I. W. Tsang, Y. Pan, and J. Su. Toward equivalent transformation of user preferences in cross domain recommendation. *TIS*, 41(1):14:1–14:31, 2023.
- [9] Y. Chen, Y. Wang, Y. Ni, A. Zeng, and L. Lin. Scenario-aware and mutual-based approach for multi-scenario recommendation in e-commerce. In *ICDM Workshops*, pages 127–135, 2020.
- [10] A. Gionis, P. Indyk, and R. Motwani. Similarity search in high dimensions via hashing. In *Vldb*, pages 518–529, 1999.
- [11] Z. Han, X. Zheng, C. Chen, W. Cheng, and Y. Yao. Intra and inter domain hypergraph convolutional network for cross-domain recommendation. In *WWW*, pages 449–459, 2023.
- [12] X. Hao, Y. Liu, R. Xie, K. Ge, L. Tang, X. Zhang, and L. Lin. Adversarial feature translation for multi-domain recommendation. In *SIGKDD*, pages 2964–2973, 2021.
- [13] X. He, K. Deng, X. Wang, Y. Li, Y. Zhang, and M. Wang. Lightgcn: Simplifying and powering graph convolution network for recommendation. In *SIGIR*, pages 639–648, 2020.
- [14] S. Hochreiter and J. Schmidhuber. Long short-term memory. *Neural computation*, 9(8):1735–1780, 1997.
- [15] A. Javaloy and I. Valera. Rotograd: Gradient homogenization in multitask learning. In *ICLR*, 2022.
- [16] Y. Jiang, Q. Li, H. Zhu, J. Yu, J. Li, Z. Xu, H. Dong, and B. Zheng. Adaptive domain interest network for multi-domain recommendation. In *CIKM*, pages 3212–3221, 2022.
- [17] W.-C. Kang and J. McAuley. Candidate generation with binary codes for large-scale top-n recommendation. In *CIKM*, pages 1523–1532, 2019.
- [18] D. P. Kingma and J. Ba. Adam: A method for stochastic optimization. In *ICLR*, 2015.
- [19] T. N. Kipf and M. Welling. Semi-supervised classification with graph convolutional networks. *CoRR*, abs/1609.02907, 2016.
- [20] J. Kitazono, N. Grozavu, N. Rogovschi, T. Omori, and S. Ozawa. t-distributed stochastic neighbor embedding with inhomogeneous degrees of freedom. In *ICONIP*, volume 9949, pages 119–128, 2016.
- [21] J. Klicpera, A. Bojchevski, and S. Günnemann. Predict then propagate: Graph neural networks meet personalized pagerank. In *ICLR*, 2019.
- [22] C. Li, Y. Xie, C. Yu, B. Hu, Z. Li, G. Shu, X. Qie, and D. Niu. One for all, all for one: Learning and transferring user embeddings for cross-domain recommendation. In *WSDM*, pages 366–374, 2023.
- [23] H. Li, Y. Shao, J. Du, B. Cui, and L. Chen. An i/o-efficient disk-based graph system for scalable second-order random walk of large graphs. *PVLDB*, 2022.
- [24] H. Li, Y. Wang, Z. Lyu, and J. Shi. Multi-task learning for recommendation over heterogeneous information network. *TKDE*, 34(2):789–802, 2022.
- [25] P. Li, R. Li, Q. Da, A. Zeng, and L. Zhang. Improving multi-scenario learning to rank in e-commerce by exploiting task relationships in the label space. In *CIKM*, pages 2605–2612, 2020.
- [26] B. Lin and Y. Zhang. LibMTL: A python library for multi-task learning. *Journal of Machine Learning Research*, 2023.
- [27] B. Liu, X. Liu, X. Jin, P. Stone, and Q. Liu. Conflict-averse gradient descent for multi-task learning. In *NeurIPS*, pages 18878–18890, 2021.
- [28] F. Liu, Z. Cheng, L. Zhu, Z. Gao, and L. Nie. Interest-aware message-passing GCN for recommendation. In *WWW*, pages 1296–1305, 2021.
- [29] J. Liu, W. Huang, T. Li, S. Ji, and J. Zhang. Cross-domain knowledge graph chiasmal embedding for multi-domain item-item recommendation. *TKDE*, 35(5):4621–4633, 2023.
- [30] M. Liu, J. Li, G. Li, and P. Pan. Cross domain recommendation via bi-directional transfer graph collaborative filtering networks. In *CIKM*, pages 885–894, 2020.
- [31] S. Liu, Y. Liang, and A. Gitter. Loss-balanced task weighting to reduce negative transfer in multi-task learning. In *AAAI*, pages 9977–9978, 2019.
- [32] W. Liu, X. Zheng, M. Hu, and C. Chen. Collaborative filtering with attribution alignment for review-based non-overlapped cross domain recommendation. In *WWW*, pages 1181–1190, 2022.
- [33] X. Liu, Q. Jia, C. Wu, J. Li, Q. Dai, L. Bo, R. Zhang, and R. Tang. Task adaptive multi-learner network for joint CTR and CVR estimation. In *WWW*, pages 490–494, 2023.
- [34] L. Luo, Y. Li, B. Gao, S. Tang, S. Wang, J. Li, T. Zhu, J. Liu, Z. Li, B. Zhao, Z. Zheng, and S. Pan. MAMDR: A model agnostic learning method for multi-domain recommendation. *CoRR*, abs/2202.12524, 2022.
- [35] J. Ma, Z. Zhao, X. Yi, J. Chen, L. Hong, and E. H. Chi. Modeling task relationships in multi-task learning with multi-gate mixture-of-experts. In *SIGKDD*, pages 1930–1939, 2018.
- [36] N. Ma, M. Ispir, Y. Li, Y. Yang, Z. Chen, D. Z. Cheng, L. Nie, and K. Barman. An online multi-task learning framework for google feed ads auction models. In *SIGKDD*, pages 3477–3485, 2022.
- [37] X. Ma, L. Zhao, G. Huang, Z. Wang, Z. Hu, X. Zhu, and K. Gai. Entire space multi-task model: An effective approach for estimating post-click conversion rate. In *SIGIR*, pages 1137–1140, 2018.
- [38] Y. A. Malkov and D. A. Yashunin. Efficient and robust approximate nearest neighbor search using hierarchical navigable small world graphs. *TPAMI*, 42(4):824–836, 2020.
- [39] I. Misra, A. Shrivastava, A. Gupta, and M. Hebert. Cross-stitch networks for multi-task learning. In *CVPR*, pages 3994–4003, 2016.
- [40] J. Ni. Amazon review data. "https://nijianmo.github.io/amazon/index.html".
- [41] W. Ning, R. Cheng, J. Shen, N. A. H. Haldar, B. Kao, X. Yan, N. Huo, W. K. Lam, T. Li, and B. Tang. Automatic meta-path discovery for effective graph-based recommendation. In *CIKM*, pages 1563–1572, 2022.
- [42] X. Niu, B. Li, C. Li, J. Tan, R. Xiao, and H. Deng. Heterogeneous graph augmented multi-scenario sharing recommendation with tree-guided expert networks. In *WSDM*, pages 1038–1046, 2021.
- [43] S. Rendle, C. Freudenthaler, Z. Gantner, and L. Schmidt-Thieme. BPR: bayesian personalized ranking from implicit feedback. *CoRR*, abs/1205.2618, 2012.
- [44] Y. Rong, W. Huang, T. Xu, and J. Huang. Droppedge: Towards deep graph convolutional networks on node classification. In *ICLR*, 2020.
- [45] I. Sato, Y. Nomura, S. Hanaoka, S. Miki, N. Hayashi, O. Abe, and Y. Masutani. Managing computer-assisted detection system based on transfer learning with negative transfer inhibition. In *SIGKDD*, pages 695–704, 2018.
- [46] X. Sheng, L. Zhao, G. Zhou, X. Ding, B. Dai, Q. Luo, S. Yang, J. Lv, C. Zhang, H. Deng, and X. Zhu. One model to serve all: Star topology adaptive recommender for multi-domain CTR prediction. In *CIKM*, pages 4104–4113, 2021.
- [47] Y. Su, R. Zhang, S. M. Erfani, and J. Gan. Neural graph matching based collaborative filtering. In *SIGIR*, pages 849–858, 2021.
- [48] Y. Su, R. Zhang, S. M. Erfani, and Z. Xu. Detecting beneficial feature interactions for recommender systems. In *AAAI*, pages 4357–4365, 2021.
- [49] Y. Su, Y. Zhao, S. M. Erfani, J. Gan, and R. Zhang. Detecting arbitrary order beneficial feature interactions for recommender systems. In *KDD*, pages 1676–1686, 2022.
- [50] H. Tang, J. Liu, M. Zhao, and X. Gong. Progressive layered extraction (PLE): A novel multi-task learning (MTL) model for personalized recommendations. In *RecSys*, pages 269–278, 2020.
- [51] Tianchi. Ad display/click data. "https://tianchi.aliyun.com/dataset/dataDetail?dataId=56".
- [52] P. Velickovic, G. Cucurull, A. Casanova, A. Romero, P. Liò, and Y. Bengio. Graph attention networks. In *ICLR*, 2018.
- [53] L. Wang, M. Zhang, Z. Jia, Q. Li, C. Bao, K. Ma, J. Zhu, and Y. Zhong. AFEC: active forgetting of negative transfer in continual learning. In *NeurIPS*, pages 22379–22391, 2021.
- [54] X. Wang, X. He, Y. Cao, M. Liu, and T. Chua. KGAT: knowledge graph attention network for recommendation. In *SIGKDD*, pages 950–958, 2019.
- [55] X. Wang, X. He, M. Wang, F. Feng, and T. Chua. Neural graph collaborative filtering. In *SIGIR*, pages 165–174, 2019.
- [56] Z. Wang, J. Zhang, J. Feng, and Z. Chen. Knowledge graph embedding by translating on hyperplanes. In *AAAI*, pages 1112–1119, 2014.
- [57] F. Wu, A. H. S. Jr., T. Zhang, C. Fifty, T. Yu, and K. Q. Weinberger. Simplifying graph convolutional networks. In *ICML*, volume 97, pages 6861–6871, 2019.
- [58] W. Xi, L. Huang, C. Wang, Y. Zheng, and J. Lai. BPAM: recommendation based on BP neural network with attention mechanism. In *IJCAI*, pages 3905–3911, 2019.
- [59] H. Xiong and J. Yan. Btwalk: Branching tree random walk for multi-order structured network embedding. *TKDE*, 34(8):3611–3628, 2022.
- [60] W. Xu, S. Li, M. Ha, X. Guo, Q. Ma, X. Liu, L. Chen, and Z. Zhu. Neural node matching for multi-target cross domain recommendation. *CoRR*, abs/2302.05919, 2023.
- [61] Z. Xu, P. Wei, S. Liu, W. Zhang, L. Wang, and B. Zheng. Correlative preference transfer with hierarchical hypergraph network for multi-domain recommendation. In *WWW*, pages 983–991, 2023.
- [62] T. Yu, S. Kumar, A. Gupta, S. Levine, K. Hausman, and C. Finn. Gradient surgery for multi-task learning. In *NeurIPS*, 2020.
- [63] F. Zhang, Q. Peng, Y. Wu, Z. Pan, R. Zeng, D. Lin, and Y. Qi. Multi-graph based multi-scenario recommendation in large-scale online video services. In *WWW Companion*, pages 1167–1175, 2022.

- [64] R. Zhang, B. D. Trisedya, M. Li, Y. Jiang, and J. Qi. A benchmark and comprehensive survey on knowledge graph entity alignment via representation learning. *VLDB J.*, 31(5):1143–1168, 2022.
- [65] Y. Zhang, C. Li, I. W. Tsang, H. Xu, L. Duan, H. Yin, W. Li, and J. Shao. Diverse preference augmentation with multiple domains for cold-start recommendations. In *ICDE*, pages 2942–2955, 2022.
- [66] Y. Zhang, X. Li, Y. Yu, J. Tang, H. Deng, J. Lu, Y. Zhang, Q. Jiang, Y. Xian, L. Yu, and H. Liu. Meta-generator enhanced multi-domain recommendation. In *WWW*, pages 485–489, 2023.
- [67] C. Zhao, H. Zhao, M. HE, J. Zhang, and J. Fan. Cross-domain recommendation via user interest alignment. In *WWW*, pages 887–896, 2023.
- [68] F. Zhu, Y. Wang, C. Chen, J. Zhou, L. Li, and G. Liu. Cross-domain recommendation: Challenges, progress, and prospects. In *IJCAI*, pages 4721–4728, 2021.
- [69] Y. Zhu, Z. Tang, Y. Liu, F. Zhuang, R. Xie, X. Zhang, L. Lin, and Q. He. Personalized transfer of user preferences for cross-domain recommendation. In *WSDM*, pages 1507–1515, 2022.