

# Evaluating SZZ Implementations: An Empirical Study on the Linux Kernel

Yunbo Lyu, Hong Jin Kang, Ratnadira Widyasari, Julia Lawall, David Lo *Fellow, IEEE*

**Abstract**—The SZZ algorithm is used to connect bug-fixing commits to the earlier commits that introduced bugs. This algorithm has many applications and many variants have been devised. However, there are some types of commits that cannot be traced by the SZZ algorithm, referred to as “ghost commits”. The evaluation of how these ghost commits impact the SZZ algorithm remains limited. Moreover, these algorithms have been evaluated on datasets created by software engineering researchers from information in bug trackers and version controlled histories.

Since Oct 2013, the Linux kernel developers have started labelling bug-fixing patches with the commit identifiers of the corresponding bug-inducing commit(s) as a standard practice. As of v6.1-rc5, 76,046 pairs of bug-fixing patches and bug-inducing commits are available. This provides a unique opportunity to evaluate the SZZ algorithm on a large dataset that has been created and reviewed by project developers, entirely independently of the biases of software engineering researchers.

In this paper, we apply six SZZ algorithms to 76,046 pairs of bug-fixing patches and bug-introducing commits from the Linux kernel. Our findings reveal that SZZ algorithms experience a more significant decline in recall on our dataset (↓ 13.8%) as compared to prior findings reported by Rosa et al., and the disparities between the individual SZZ algorithms diminish. Moreover, we find that 17.47% of bug-fixing commits are ghost commits. Finally, we propose Tracing-Commit SZZ (TC-SZZ), that traces all commits in the change history of lines modified or deleted in bug-fixing commits. Applying TC-SZZ to all failure cases, excluding ghost commits, we found that TC-SZZ could identify 17.7% of them. Our further analysis found that 34.6% of bug-inducing commits were in the function history, 27.5% in the file history (but not in the function history), and 37.9% not in the file history. We further evaluated the effectiveness of ChatGPT in boosting the SZZ algorithm’s ability to identify bug-inducing commits in the function history, in the file history and not in the file history.

**Index Terms**—SZZ, Defect Prediction, Empirical Study, ChatGPT



## 1 INTRODUCTION

In MSR 2005, Śliwerski, Zimmermann, and Zeller introduced an approach to identifying bug-inducing commits in a software code base [1]. Their approach, subsequently referred to as the *SZZ algorithm* [2], first identifies bug-fixing commits by correlating commits to reports in a bug tracker. It then uses the history mechanism of the version control-system to map each line of code removed by the bug fix to the commit that most recently added or modified that line. Finally, the resulting set of commits is *filtered* to remove those that postdate the bug report, unless there is evidence that the commit represents a partial fix or the commit is a bug-introducing commit for some other bug-fixing commit. The SZZ algorithm has been used in defect prediction techniques [3]–[7], and to analyze how bugs are born [8]–[11].

Despite the success and influence of the SZZ algorithm, over the years, researchers have identified a number of weaknesses in its strategy for identifying bug-inducing commits. For example, the SZZ algorithm may incorrectly flag non-semantic source code (e.g., formatting changes), meta-changes (e.g., branch changes), and refactoring changes as bug-inducing. Several algorithm refinements

have been proposed, such as excluding formatting and cosmetic changes [2], excluding changes that represent version-control system metadata (e.g., merge commits) [12], excluding changes that perform refactorings [13], [14], excluding non-executable changes [15], and combining the syntactic approach proposed by SZZ with analysis of changes in dependencies, including potentially interprocedural analysis [16]. Recently, attention has turned to the notion of a *ghost commit* [17]. As the SZZ algorithm relies on connecting the removed lines in the bug-fixing commit to the added lines in the bug-inducing commit, it is intrinsically unable to provide results for bug-fixing commits that have no removed lines (referred to as *Mapping Ghost 1*), and to detect bug-inducing commits that have no added lines (referred to as *Mapping Ghost 2*). The SZZ algorithm furthermore cannot detect bug-inducing commits that are discarded due to the various filtering strategies (referred to as *Filtering Ghost*), such as commits dated after the bug report, or commits that perform refactorings. Some further variants have been proposed to mitigate these issues [17].

The wide use of the SZZ algorithm and the introduction of its many variants raises the need to evaluate the algorithms fairly. The original SZZ lacked an empirical evaluation [1], while variants of SZZ were manually assessed by the authors themselves, rather than by domain experts. As noted by da Costa et al. [12] and Rosa et al. [18], due to a lack of developer-labeled data, evaluations of SZZ variants mostly rely on researchers’ manual analysis of small datasets [1], [2], [14]–[16]. As the researchers are not developers of the projects being analyzed, their judgement

Y. Lyu, R. Widyasari, D. Lo are with the School of Computing and Information Systems, Singapore Management University. E-mail: {yunbolyu, davidlo}@smu.edu.sg, ratnadiraw.2020@phdcs.smu.edu.sg  
H.J. Kang is with University of California, Los Angeles. E-mail: hjkang@g.ucla.edu  
J. Lawall is with Inria-Paris. E-mail: julia.lawall@inria.fr  
Manuscript received April 19, 2021; revised August 16, 2021.

on bug-introducing commits may not always be correct. The cost of manual analysis is also overwhelming. To avoid the need for manual analysis, while at the same time benefiting from the expertise of project developers, Rosa et al. [18] proposed an automation-based methodology to build a high-quality dataset from commits where the log message indicates both that the commit fixes a bug and the identity of the bug-inducing commit. Still, the resulting dataset only takes a few commits from each of many projects, which might not provide a realistic view.

There does exist, however, a large, developer-created dataset linking bug-fixing commits to the corresponding bug-inducing commits, as is needed to evaluate SZZ algorithms. Since October 2013, Linux kernel developers have been annotating bug-fixing patches with the keyword "Fixes:" followed by the commit id of the bug-inducing commit and the subject-line of the corresponding log message. Starting with fewer than 200 such annotated commits in 2013, the practice has steadily grown over the years, until reaching a steady state of 11-13K such commits per year, since 2019. Kernel developers include *Fixes:* annotations in their submitted patches, and the annotations are subject to the kernel code-review process. This dataset introduces the possibility of evaluating the SZZ algorithms at a large scale, and accurately measuring the impact of ghost commits.

In this paper, we use the more than 76K "Fixes:" commits over the last nearly 10 years of Linux kernel development to evaluate the SZZ algorithm and five of its variants. We find that all of the considered algorithms have recall and precision between 0.40 and 0.60, with some algorithms having higher recall, while others have higher precision, leading to an F1 score in all cases of around 0.50. The average recall for all SZZ algorithms evaluated in our dataset is 13.8% lower than that observed by Rosa et al. on their dataset, and the differences between individual SZZ algorithms are less pronounced.

Using the Linux kernel "Fixes:" dataset, we can additionally assess previous work on the frequency of ghost commits. Rezk et al. [17] have done a large scale study of the prevalence of ghost commits, focusing on 14 Apache projects. They found a median rate of 7.64% of occurrences of Mapping Ghost 1 (bug-fixing commits that only add code, and thus have no changed lines to map back to bug-inducing commits) over the considered projects. In the Linux Kernel dataset, we find a much higher percentage, 17.65%. We also find a higher percentage of occurrences of Mapping Ghost 2 (commits over the whole Linux commit history that only remove code) than Rezk et al., with a rate of 5.3% for the Linux kernel as compared to a median of 2.68% for the applications in Rezk et al.'s dataset. Indeed, Rezk et al. lack a ground truth for the set of bug-inducing commits, and thus compute the rate of all commits that contain no added code as compared to the complete set of commits. In the case of the Linux kernel, we can also assess the rate of Mapping Ghost 2 commits among the bug-inducing commits labelled by the developer. We find that in the case of Mapping Ghost 2, bug-inducing commits account for only 0.7% of all bug-inducing commits (585 out of 79649). Thus, the results for the Linux kernel show that the findings of Rezk et al. across the entire code history do not reflect the actual rate at which commits that only remove code are bug-inducing commits.

We furthermore find that ghost commits are not the only reason for failures (lower recall) of the SZZ algorithms. Indeed, we find that the bug-inducing commit is often not the most recent previous commit on any of the lines changed by the bug-fixing commit. And that over 13% of bug-inducing commits share no files in common with the subsequent bug-fixing commits. The SZZ algorithms are founded on the assumption that "a bug-inducing change is a change that is later corrected by a fix." In the context of the git version control system, this means that SZZ algorithms use the *git blame* command just once for each removed line to identify the most recent change. To increase the recall, admittedly at the expense of precision, we examine whether bug-inducing commits might not always be in the most recent change, but are rather concealed deeper in the change history. To facilitate this exploration, we propose the Tracing-Commit SZZ (TC-SZZ) algorithm, which iteratively uses *git blame* until the initial commit is located, and then considers all commits in the change history as potential bug-inducing commits. Applying TC-SZZ to the 17,552 cases that are not detected by the SZZ algorithms but do not involve ghost commits revealed that 3,115 out of the 17,552 failure cases (17.7%) are located in the change history and not the most recent change. Algorithms that skip over refactoring changes have the potential to identify such bug introducing commits more accurately, but refactoring detection is language specific, and such approaches have only been developed for Java [19], [20], while the Linux kernel is entirely C code. For the remaining 14,437 bug-fixing commits, 34.6% of the failure cases are found in the function history but not in the history of the changed lines of that function (referred to as *in function history*), 27.5% in the file history but not in the history of the changed functions of that file (referred to as *in file history*), and 37.9% are in the history of a file other than the changed files (referred to as *not in file history*).

For the in function history, in file history, and not in file history cases, where the bug-inducing commit is not in the history of the lines changed by the bug-fixing commit, an approach based purely on *git blame* will not be successful. As ChatGPT has exhibited potential in addressing Software Engineering tasks [21], [22], we consider whether ChatGPT, specifically the GPT-4 version, can help SZZ algorithms identify bug-inducing commits for the in function history, in file history, and not in file history cases. Specifically, we use the commit log *subject* and *body* of the bug-fixing commit, as well as the function's code, as input for ChatGPT. For failure cases in the file history or not in the file history, we leverage ChatGPT to help locate the bug-inducing function or file based on the bug-fixing commits. Our aim is for ChatGPT to pinpoint the specific line of code in the function that may have induced the bug-fixing commit. Given this line of code, we can then apply an iterated *git blame* to it to identify the bug-inducing commits. On 165 samples, for identifying bug-inducing commits in the function (a subcategory of in the function history, using *git blame* once for identify the bug-inducing commit), ChatGPT showed increased efficacy (with a precision of 0.28, recall of 0.54, and F1 of 0.37). However, when it came to dealing with failure cases both in and out of the file history, ChatGPT's performance was notably less successful.

In summary, our paper makes the following contributions:

- **Dataset Creation.** We identify the Linux kernel as a data source and collect a developer annotated and validated dataset of over 76K bug-fixing commits, which we have made publicly available.<sup>1</sup>
- **Evaluation.** We conduct a comprehensive evaluation of six SZZ algorithms, revealing hidden dangers in real-world usage scenarios and analyzing the impact of ghost commits on the Linux kernel dataset.
- **Further Analysis.** We show that by utilizing TC-SZZ, we can address 17.7% of the failure cases. We classified the remaining failure situations as *in function history*, *in file history*, and *not in file history*.
- **ChatGPT Efficacy Assessment.** We investigate the efficacy of ChatGPT in identifying bug-inducing commits in the failure situations.

The rest of this paper is organized as follows. In Section 2, we discuss the background and related work of our study. In Section 3, we discuss how we build the dataset of bug-inducing commits. Section 4 presents the design of our study. In Section 5, we show the evaluation results and answer our research questions. In Section 6, we explore the potential of ChatGPT to enhance the SZZ algorithm’s ability to identify bug-inducing commits. We discuss the threats to validity in Section 7. Finally, we draw the conclusions of our work and present future directions in Section 8.

## 2 BACKGROUND AND RELATED WORK

In this section, we first provide an overview of the original SZZ algorithm, outlining its background and highlighting some limitations related to ghost commits. Next, we delve into the variants of the SZZ algorithm that have been proposed to improve its precision and recall. Lastly, we discuss the application and significance of the SZZ algorithm and its variants within the Software Engineering research community.

We focus on the eight SZZ algorithms that are considered by Rosa et al. [18]: B-SZZ [1], AG-SZZ [2], DJ-SZZ [15], L-SZZ [16], R-SZZ [16], MA-SZZ [12], RA-SZZ [13], RA-SZZ\* [14].

### 2.1 The original SZZ algorithm & Ghost Commits

SZZ, the name given to the algorithm initially introduced by Śliwerski, Zimmermann, and Zeller [1], was developed to identify changes that induce bugs. In our forthcoming discussion, we will follow Rosa et al. [18] and refer to this original SZZ algorithm as B-SZZ. B-SZZ follows a core structure that is shared with its subsequent variants: (1) identifying bug-fixing commits; (2) mapping bug-fixing commits to their corresponding potential bug-inducing commits; and (3) eliminating potential bug-inducing commits that are unlikely to be the cause of bugs.

#### 2.1.1 Identifying Bug-fixing Commits

In the initial stage, B-SZZ endeavors to establish a relationship between a bug-fixing commit in the version control system (VCS) and the corresponding bug reports in the issue-tracking system (ITS). To accomplish this, B-SZZ employs two independent confidence metrics: a *syntactic* metric, which infers links between a Concurrent Versions System (CVS) log and a bug report, and a *semantic* metric, which validates these links through bug report data.

For most software systems, there is no mandatory or default link between bug reports in the ITS and the VCS. Thus, developers may forget to add such links. Rezk et al. [17] defined the missing bug-fixing commits that SZZ implementations fail to detect, where links were omitted, as **Ghost Commit 0 (GC 0)**. Herbold et al. [23] also found that half of the bug-fixing commits identified by SZZ are incorrect due to the mislabeled issues in the ITS (where developers incorrectly label the issues as bugs, while some are merely improvements etc.) [24]. Herbold et al. also found that SZZ misses about one-fifth of the bug-fixing commits.

This paper will not delve into the limitations of bug-fixing commit identification, as: (1) previous work [25]–[27] has already provided a comprehensive analysis and proposed tools to recover GC 0’s missing links, and (2) the Linux kernel repository requires developers to use the “Fixes:” tag along with the first 12 characters of the SHA-1 ID when a patch addresses a bug in a specific commit. Therefore, we can collect a “developer-informed” Linux kernel dataset using the VCS without reliance on the ITS.

#### 2.1.2 Mapping

Once the bug-fixing commits in the VCS have been identified, B-SZZ proceeds to the second step, where it maps the bug-fixing commits to potential bug-inducing commits, i.e., the commits that may have caused the bug. To do this, B-SZZ first employs CVS’s *diff* command.<sup>2</sup> This command is analogous to *git show*, as it identifies the lines that have been deleted or modified by a commit. Then, B-SZZ invokes the *annotate* command (another CVS command, similar to *git blame*, but that does not identify the corresponding lines in earlier revisions) for each line to determine the most recent commit that deleted or modified the line prior to the fix. When there are multiple removed or modified lines, multiple commits can be mapped as potential bug-inducing commits. This paper focuses on issues in the mapping step.

Tools such as CVS *annotate* and *git blame* cannot map bug-fixing commits that do not modify or remove lines to bug-inducing commits. This situation is defined as **Mapping Ghost type 1 (MG 1)** by Rezk et al. Similarly, if a bug-inducing commit only deletes lines, it cannot be tracked by using *blame* on subsequently removed lines, as *blame* only tracks previous lines. This situation is defined as **Mapping Ghost type 2 (MG 2)** by Rezk et al.

#### 2.1.3 Filtering

In the final stage, B-SZZ discards the potential bug-inducing commits that cannot have caused the bug, such as those committed to the VCS after the bug was reported. The

1. <https://doi.org/10.6084/m9.figshare.23889792.v1>

2. When B-SZZ was proposed, the Concurrent Versions System (CVS) was widely used for version control.

potential bug-inducing commits that are not filtered out during the filtering phase are reported as bug-inducing commits by B-SZZ.

Subsequent studies have proposed various filtering methods, including Content Filters [2], [28] and Suspiciousness Filters [12]. If all the potential bug-inducing commits are filtered out for a given bug-fixing commit, Rezk et al. refer to the bug-fixing commit as a **Filtering Ghost (FG)**.

We do not further examine the limitations of the filtering step in the SZZ algorithms for two reasons: (1) The filtering step heavily depends on data from the ITS, but we bypass any ITS by using the tags found directly in the Linux kernel commits; (2) The filtering process aims to improve precision by eliminating commits from the potential bug-fixing commits, while our focus, in this paper, is on enhancing the recall of the existing SZZ algorithm, i.e., adding potentially correct bug-inducing commits that were missing.

## 2.2 Improvements for B-SZZ

Despite the numerous proposals aimed at enhancing the accuracy of the SZZ algorithm [2], [12]–[16], the examination of bug-inducing commits not detected by SZZ is still in its infancy, and only limited efforts have been made to improve the recall [2], [17], [29].

Kim et al. [2] found that B-SZZ may incorrectly label bug-inducing commits due to considering formatting or cosmetic changes. To address this, they proposed AG-SZZ, which ignores such changes during the *mapping* process, improving the accuracy of locating bug-introducing commits. Moreover, as B-SZZ employs the CVS *annotate* command for mapping lines removed in bug-fixing commits to recent revisions, it cannot pinpoint the corresponding lines in earlier revisions. Kim et al. observed that such mappings might lead to inaccurately linked code segments. AG-SZZ, therefore, utilizes annotation graphs [30] to map line numbers across revisions, ensuring that both the starting and mapped lines belong to functions with the same name, improving the accuracy of the mapping process.

Williams et al. [15] propose DJ-SZZ to address the limitations of annotation graphs which cannot track individual lines through extensive modifications by using a line-number mapping approach [31]. Furthermore, they used DiffJ [32] to exclude non-executable changes.

Davies et al. [16] propose L-SZZ and R-SZZ, which improve on the AG-SZZ algorithm by selecting only one bug-inducing commit from all the candidate commits. L-SZZ selects the commit that changes the most lines. R-SZZ selects the most recent one.

Da Costa et al. [12] found that AG-SZZ identifies meta-changes (i.e., branch changes, merge changes, and property changes) as bug-inducing commits. AG-SZZ includes these commits as the annotation graph is unable to map the code between meta-changes and their preceding changes. To address this issue, Da Costa et al. propose MA-SZZ that connects all nodes in the annotation graph to their prior changes. This enhancement ensures that MA-SZZ does not identify meta-changes as bug-inducing commits.

Neto et al. [13] found that refactoring operations, which do not modify a program’s behavior, impact the SZZ results. They extended MA-SZZ as two variants, RA-SZZ [13] and

TABLE 1  
Datasets previously used for evaluating the SZZ algorithm. B-SZZ is indicated as //, as the author did not use a dataset for evaluation. “re.” means the dataset is annotated by researchers. “dev.” means the dataset is annotated by developers.

Approach / Dataset	#Dataset type	#Projects	#Bug Fixes
B-SZZ [1]	//	//	//
AG-SZZ [2]	Manually (re.)	2	301
DJ-SZZ [15]	Manually (re.)	1	25
L-SZZ & R-SZZ [16]	Manually (re.)	3	174
MA-SZZ [12]	Auto metrics	10	2,637
RA-SZZ [13]	Manually (re.)	10	365
RA-SZZ* [14]	Manually (re.)	10	365
Rosa’s Dataset [18]	Auto (dev.)	1,625	1,930

RA-SZZ\* [14], to reduce the set of false positives reported by MA-SZZ. RA-SZZ and RA-SZZ\* use RefDiff [19] and Refactoring Miner [20], respectively, to exclude refactoring operations from bug-inducing commit candidates, but both algorithms only work on Java files.

PyDriller (SZZ@PYD) [33], SZZ Unleashed [34], and OpenSZZ [35] are three open-source implementations of SZZ algorithms. PyDriller is a Python framework that analyzes Git repositories by extracting information about commits, diffs, and other information. It also implements B-SZZ and ignores C-style and Python-style comment lines. SZZ Unleashed uses line-number mapping without DiffJ, which allows it to work on non-Java files. OpenSZZ implements B-SZZ by using the *git blame* command.

To improve the recall of the SZZ algorithm, Sahal et al. [29] propose a syntax-based variation, A-SZZ, to address the case of bug-fixing commits that only add lines (MG1). This algorithm traces changes for all lines within the code blocks that contain the additions. Rezk et al. [17] enhance the A-SZZ approach by incorporating context-aware data flow analysis, which includes mitigation strategies for specific programming scenarios such as null checks, creation of new entities, method overrides, logging operations, and class expansions. These strategies use data flow analysis on identifiers in added code lines, and then use B-SZZ to map the lines within these identifiers’ data flow paths.

Table 1 presents the datasets that have been used for evaluating the SZZ algorithm, detailing the dataset type, the number of projects, and the bug-fixing commit count. In most cases, the ground truth is labeled by researchers without specialized domain knowledge. MA-SZZ uses an evaluation framework, i.e., auto metric with three criteria to evaluate SZZ: earliest bug appearance, future impact of a change, and realism of bug introduction [12]. The only dataset labeled by developers contains, on average, only 1.2 commits per project, which may not sufficiently represent the entirety of issues arising in the development process of each project. This underlines the significance of collecting a dataset annotated by developers, encapsulating a range of problems that could emerge during a project’s lifespan.

## 2.3 SZZ in SE Research

Many prior studies have discussed the significant role that SZZ plays in software engineering research [18], [36], [37].

SZZ is used as the first step in many studies, especially in the area of **defect prediction**. Many defect prediction studies

use the SZZ algorithm to build datasets to train and evaluate their models [5], [6], [11], [38]–[42]. Herbold *et al.* [23] found that as of August 2019, 8 out of 15 of the public datasets used for defect prediction used B-SZZ to construct their ground truth. However, this approach suggests that the precision of the defect prediction model relies heavily on the quality of the dataset labeled by the SZZ algorithm [7]. A lot of mislabeled commits in the dataset will seriously affect the model prediction results, which highlights the importance of the accuracy of the SZZ algorithm.

The SZZ algorithm is also used to **analyze factors related to software quality** [9]–[11], [43]–[45]. A study by Eyolfson *et al.* [43] discusses the correlation between the time-based factors of a commit (such as the commit’s time of day, day of the week, and commit frequency) and the commit’s bugginess. Izquierdo-Cortázar *et al.* [45] and Tufano *et al.* [9] explore the correlation between the developer’s experience and the tendency to induce defects.

SZZ has also been used to identify bug-inducing commits at the pull request level in studies by Petruccio *et al.* [37] and Bludau *et al.* [46]. Furthermore, SZZ has been employed to determine the correct version information about vulnerable software within the National Vulnerability Database [47]. Given the importance and widespread use of SZZ, we aim to evaluate its performance in our study.

### 3 CONSTRUCTING A DATASET OF BUG-INDUCING COMMITS INFORMED BY DEVELOPERS

Evaluating the accuracy of the SZZ algorithm and its variants requires a dataset of bug-fixing commits accompanied in each case by the set of commits that introduced the fixed bug. Śliwerski, Zimmermann, and Zeller [1] proposed experiments based on ECLIPSE and MOZILLA in which bug-fixing commits were chosen based on their references to a bug tracker; no evaluation was made of the accuracy of the corresponding collected bug-inducing commits. Subsequent SZZ variants were mostly evaluated using small, manually-validated datasets.

#### 3.1 The dataset of Rosa *et al.*

In 2021, Rosa *et al.* [18] proposed a new methodology to build a dataset for evaluating SZZ variants based on the observation that the log messages of some commits both contain a statement that the commit is fixing a bug *and* explicitly identify the commit that introduced the bug that is being fixed. For example, they have found the message “THRIFT-4513: fix bug in comparator introduced by e58f75d” in the commit a8a97bd in the project apache/thrift.<sup>3</sup> The presence of such messages raises the possibility of creating a large-scale dataset fully automatically, relying on the expertise of project developers to map bug-fixing commits to the corresponding set of bug-introducing commits. Nevertheless, they did not identify a standardized means of providing bug-fixing and bug-introducing commit information neither across projects nor within projects. Thus, they proposed to mine such information in commit logs using natural language processing (NLP) techniques, followed by manual

3. <https://github.com/apache/thrift/commit/a8a97bde9eada5ce0571ea1650b18f3ebc50e42>

verification. Using their approach, they created a dataset of 1,930 bug-fixing commits from 1,625 software projects written in a variety of programming languages. Using the resulting datasets, they compare the precision, recall, and F-measure of 9 SZZ variants, and study the impact of dropping reported bug-inducing commits that postdate the associated entry in the bug tracker.

While the NLP-based approach of Rosa *et al.* [18] made it possible to obtain a large dataset, exploiting developer knowledge, researchers have identified some weaknesses in their results. The dataset remains small, containing 1,930 bug-fixing commits from 19,603,736 commits collected on GitHub, amounting to 0.001% of the total commits collected. While not all commits on GitHub are fixes or introduce bugs, previous studies [48], [49] have highlighted that 55% to 95% of the total cost of software development is devoted to maintenance. Therefore, it is likely that the 1,930 commits collected in the dataset is a vast underestimation of the actual number of bug fixes. And as there are on average only 1.2 commits per project, the collected commits may not be representative of the full scope of issues that arise in each project’s development.

#### 3.2 A dataset extracted from the development history of the Linux kernel

The Linux kernel was first released in 1991 and has grown to 23 MLOC as of the release of Linux v6.0 in October 2022. The Linux kernel has been developed using `git` since April 2005. Prior to October 2013, Linux kernel developers sporadically included in their commit log messages comments beginning with **Fixes:** followed by a reference to Bugzilla or some other URL. Starting with the commit 629c66a22c21<sup>4</sup> from security researcher Kees Cook on October 24, 2013, the Linux kernel developer community has mostly settled on a strict format for bug-fix information. This format consists of one or more lines starting with the keyword **Fixes:**, each followed by the commit id of the bug-introducing commit, followed by the first line of the commit log message of the bug-introducing commit in parentheses. This format is enforced by the Linux kernel documentation<sup>5</sup> and by the Linux kernel “linting” tool `checkpatch`.<sup>6</sup>

Using `git`, we collect 78,384 potential bug-fixing commits. We further mine all bug-inducing commits in each bug-fixing commit. In the first step, we use `{0-9a-f}{7,40}` to find the partial commit IDs (7-40 digits) of potential bug-inducing commits. We exclude partial commit IDs with fewer than 7 characters to prevent ambiguity. In the second step, we search for the partial commit IDs in the list of actual complete commit IDs in the repository. If the partial commit ID can be found, we return the complete commit ID as the bug-introducing commit. In the last step, we collect all the potential bug-fixing commits for which we can find at least one bug-inducing commit into the **Bug-fixing Commit Dataset** and collect those commits for which we cannot find any bug-inducing commit into the **Abnormal Dataset**.

4. <https://github.com/torvalds/linux/commit/629c66a22c21b692b6e58b9c1d8fa56a60ccb52d>

5. <https://www.kernel.org/doc/html/v4.9/kernel-documentation.html>

6. <https://docs.kernel.org/dev-tools/checkpatch.html>

Our resulting Bug-fixing Commit Dataset contains 76,046 commits from between Oct 24, 2013 and Nov 20, 2022 that contain one or more properly formatted **Fixes:** annotations. The Linux kernel does not have an associated bug tracker through which we can validate that the annotated commits are fixing bugs. Nevertheless, the **Fixes:** annotation has, like the rest of the commit, been subject to the Linux kernel review process. Furthermore, we find that over 99% of the **Fixes:** annotations refer to existing commits.

## 4 STUDY DESIGN

The purpose of this study is to empirically evaluate the various implementations of the SZZ algorithm on the currently largest dataset for SZZ evaluation and to investigate patterns that cannot be identified by SZZ (i.e., how to improve the recall of the SZZ algorithms), particularly Ghost Commits. To achieve these goals, we formulate three research questions:

**RQ1: How well do the different variants of SZZ perform in identifying bug-inducing changes?**

In our first research question, we aim to examine the performance of different SZZ variants on our dataset relative to a previous study by Rosa et al. [18]. Our study involves a dataset with more bug-fixing commits than in previous studies. Evaluating SZZ is crucial to ascertain if the prior studies’ claims remain valid in an updated and more comprehensive dataset from a **complete** software project.

**RQ2: What is the impact of Ghost Commits on the behavior of SZZ on a real software project?**

In our second research question, we aim to explore the effects of ghost commits on the use of SZZ variants in a real software project. We divide RQ2 into two specific questions: (1) How frequently do ghost commits (MG 1 as bug-fixing commits, MG 2 as bug-inducing commits) occur? (2) How do ghost commits impact the SZZ algorithms?

**RQ3: What other situations, besides Ghost Commits, are undetectable by SZZ algorithms?** In our final research question, we aim to identify additional situations where the SZZ algorithms fail, apart from the Ghost Commit situation. Given that SZZ algorithms are founded on the assumption that “a bug-inducing change is a change that later gets undone by a fix,” we address two specific questions within RQ3: (1) Do all failure cases, besides Ghost Commits, adhere to this assumption? (2) Beyond the previously studied situation, what other situations prevent SZZ from successfully identifying bug-inducing commits?

### 4.1 Algorithms Selection & Data Collection

We conduct experiments on several variants of the SZZ algorithms. Specifically, we adapt the main variants from the prior study by Rosa et al. [18] to run on our dataset. Of these, we do not use SZZ Unleashed since our commits are not associated with an issue tracker; thus there is no issue date. We do not use OpenSZZ since it needs a Jira URL as input. RA-SZZ\* only works on Java as Refactoring Miner [20] can only detect refactoring operations in Java files. Therefore we do not use RA-SZZ\* because the Linux kernel is a C-based project. In summary, we use B-SZZ, AG-SZZ, L-SZZ, R-SZZ, MA-SZZ, and PyDriller (SZZ@PYD). We used the *dataset<sub>linux</sub>* dataset, featuring the complete set of 76,046 **Fixes:** annotated bug-fixes.

## 4.2 Data Analysis

Given the set of bug-inducing commits predicted by the tested SZZ variants and the collected dataset, we evaluate the accuracy of the tested SZZ algorithms using recall and precision, two well-known Information Retrieval metrics [50]. We also use F1 score [51], which calculates the harmonic mean of recall and precision. These metrics have been used in previous studies to evaluate SZZ performance [18], [37]. The metrics for a bug-fixing commits are defined as follows, where  $correct_{c_i}$  is the ground truth of bug-fixing commit  $c_i$ , i.e., the bug-inducing commits annotated by the Linux kernel expert, and  $identified_{c_i}$  is the bug-inducing commits of bug-fixing commit  $c_i$  identified by the SZZ algorithms,  $N$  is the total number of bug-fixing commits:

$$recall = \frac{1}{N} \sum_{c_i=1}^N \frac{|correct_{c_i} \cap identified_{c_i}|}{|correct_{c_i}|}$$

$$precision = \frac{1}{N} \sum_{c_i=1}^N \frac{|correct_{c_i} \cap identified_{c_i}|}{|identified_{c_i}|}$$

$$F1 = 2 \cdot \frac{recall \times precision}{recall + precision}$$

We also analyze the complementarity of the SZZ variants following previous work [18]. Given the set of evaluated SZZ variants  $SZZ_{eval} = \{v_1, v_2, \dots, v_n\}$ , we compute their complementarity using the following metrics for each  $v_i$  [52]:

$$correct_{v_i \cap v_j} = \frac{|correct_{v_i} \cap correct_{v_j}|}{|correct_{v_i} \cup correct_{v_j}|}$$

$$correct_{v_i \setminus (SZZ_{exp} \setminus v_i)} = \frac{|correct_{v_i} \setminus correct_{(SZZ_{exp} \setminus v_i)}|}{|correct_{v_i} \cup correct_{(SZZ_{exp} \setminus v_i)}|}$$

$correct_{v_i}$  denotes the set of correct bug-inducing commits predicted by the SZZ algorithm  $v_i$ .  $correct_{(SZZ_{exp} \setminus v_i)}$  denotes the correct bug-inducing commits predicted by all evaluated SZZ algorithms except for  $v_i$ .  $correct_{v_i \cap v_j}$  represents the overlap between the correct bug-inducing commits identified by SZZ algorithms  $v_i$  and  $v_j$ .  $correct_{v_i \setminus (SZZ_{exp} \setminus v_i)}$  denotes the correct bug-inducing commits that are only identified by the SZZ algorithm  $v_i$ .

To analyze the frequency of each MG 1 and MG 2, we use the same computation as Rezk et al. [17]. MG 1: the percentage of bug-fixing commits that only add lines out of all bug-fixing commits. MG 2: the percentage of commits that only remove lines out of *all* commits. With respect to MG2, we also report the percentage of bug-inducing commits that only remove lines out of the set of bug-inducing commits, as these are the only commits that only remove lines that actually have an impact on the SZZ results.

## 5 RESULTS AND DISCUSSION

In this section, we answer the three Research Questions proposed in Section 4.

TABLE 2  
Recall, Precision, and F1 results of all SZZ algorithms.

Algorithm	dataset <sub>linux</sub>			dataset <sub>rosa</sub>		
	Precision	Recall	F1	Precision	Recall	F1
B-SZZ	0.42	0.58	0.49	0.39	0.69	0.50
AG-SZZ	0.42	0.56	0.48	0.45	0.60	0.52
L-SZZ	0.57	0.43	0.49	0.52	0.45	0.48
R-SZZ	0.59	0.45	0.51	0.66	0.57	0.61
MA-SZZ	0.40	0.55	0.46	0.36	0.64	0.46
SZZ@PYD	0.43	0.55	0.48	0.39	0.67	0.49

TABLE 3  
Average number of bug-inducing commits identified by various SZZ algorithms per bug-fixing commit.

Algorithm	dataset <sub>linux</sub>	dataset <sub>rosa</sub>
B-SZZ	1.76	1.96
AG-SZZ	1.73	1.73
L-SZZ	1	1
R-SZZ	1	1
MA-SZZ	1.81	2.01
SZZ@PYD	1.73	1.95

### 5.1 RQ1: SZZ Performance

Table 2 presents the results for the six SZZ algorithms, ordered chronologically, on our newly collected Linux kernel dataset (dataset<sub>linux</sub>), compared against the results reported by Rosa et al. [18] for their dataset (dataset<sub>rosa</sub>).

The results demonstrate that R-SZZ is the best algorithm (with the highest F1) on both datasets, given that F1 combines precision and recall. There are several factors that cause R-SZZ to outperform the other SZZ variants on our dataset. First and foremost, R-SZZ only returns the most recent commit among all candidates. At the same time, 96.1% (73,109) of the Linux bug-fixing commits have only one bug-inducing commit. Thus, R-SZZ, by returning only one bug-inducing commit, achieves higher precision than SZZ algorithms that return multiple bug-inducing commits.

Four of the six algorithms demonstrate better precision on the Linux dataset than on the baseline (*i.e.*, Rosa’s result), with an average improvement of 9.67% for these four algorithms. Only AG-SZZ and R-SZZ have lower precision on the Linux dataset than on the baseline. R-SZZ and L-SZZ hold a significant advantage compare to other SZZ variants. AG-SZZ, the third-best performer, performs in line with B-SZZ on the Linux dataset (42%). SZZ@PYD ranks as the fourth best algorithm in Rosa’s dataset, but it is the third best algorithm in our dataset. Concurrently, MA-SZZ consistently underperforms.

Table 3 presents the average number of bug-inducing commits identified by the different SZZ algorithms for each bug-fixing commit across the two datasets, excluding the Ghost Commits. For instance, for each bug-fixing commit on Rosa’s dataset [18], B-SZZ identifies an average of 1.96 bug-inducing commits, whereas, on the Linux dataset, B-SZZ only identifies an average of 1.76 bug-inducing commits. Thus, the precision of B-SZZ of 0.39 on Rosa’s dataset increases to 0.42 on the Linux kernel dataset, an increase of 7.7%. The results in Table 2 and Table 3 clearly show an inverse relationship between the number of potential bug-inducing commits identified by the SZZ algorithm and precision, meaning that as the number of identified commits

TABLE 4  
Bug-inducing commits correctly identified exclusively by each SZZ algorithm.

Algorithm	dataset <sub>linux</sub>	percentage	dataset <sub>rosa</sub>	percentage
B-SZZ	1024/47352	2.163%	21/784	2.679%
AG-SZZ	2/47352	0.004%	0/784	0%
L-SZZ	0/47352	0%	0/784	0%
R-SZZ	0/47352	0%	0/784	0%
MA-SZZ	160/47352	0.338%	1/784	0.128%
SZZ@PYD	66/47352	0.139%	0/784	0%

decreases, precision increases.

**Recall:** All SZZ algorithms exhibit varying degrees of decline as compared to the results on Rosa’s Dataset, with an average decrease of 13.34% across the six algorithms. This highlights the challenge of achieving good recall with the SZZ algorithm, an issue that seems more significant on the Linux kernel dataset than in the previous empirical study [18]. Among all SZZ algorithms, B-SZZ consistently delivers the best performance on both datasets. In contrast, L-SZZ and R-SZZ are the least effective algorithms, as they identify only one potential bug-inducing commit each. MA-SZZ consistently ranks as the third-best algorithm. Notably, MA-SZZ, AG-SZZ, and SZZ@PYD demonstrate remarkably similar performance on the Linux dataset, with a mere 0.1% difference between them. One source of missed bug-inducing commits is ghost commits. In Section 5.2, we will examine the influence of ghost commits on the recall achieved by the SZZ algorithms. Then, in Section 5.3, we will investigate where SZZ fails to identify bug-inducing commits, excluding those involving ghost commits.

Our findings confirm that the top-performing algorithms for precision and recall remain R-SZZ (~59%) and B-SZZ (~58%), respectively, which validates the previous research by Rosa et al. However, when applied to a complete repository such as the Linux kernel, the precision of R-SZZ and recall of B-SZZ, two leading SZZ algorithms, decline by 10.6% and 15.9%, respectively. While R-SZZ can still be useful for cases where precision is crucial and B-SZZ when recall is crucial, it is important to note that both algorithms still have limitations in accurately and comprehensively identifying bug-inducing commits in software repositories.

Table 4 presents the  $correct_{v_i \setminus (SZZ_{exp} \setminus v_i)}$  metric calculated for each SZZ variant  $v_i$ . This metric represents the correct bug-inducing commits identified exclusively by  $v_i$  and not by the other SZZ algorithms. In dataset<sub>linux</sub>, four techniques (*i.e.*, B-SZZ, AG-SZZ, MA-SZZ, SZZ@PYD) identify bug-inducing commits that remain undiscovered by other techniques, while in dataset<sub>rosa</sub>, only two techniques (B-SZZ, MA-SZZ) exhibit this ability. Given that B-SZZ does not filter any potential bug-inducing commits and shows the highest recall in the results displayed in Table 2, it has the most uniquely identified bug-inducing commits across both datasets. Interestingly, despite having the third-lowest recall, MA-SZZ can uniquely identify 160 bug-inducing commits.

The results depicted in Table 4 illustrate the correct identification of bug-inducing commits by technique  $v_i$  that were missed by all other techniques. Conversely, Figure 1a and Figure 1b depict the  $correct_{v_i \cap v_j}$  metric, which represents the degree of similarity between any two algorithms in



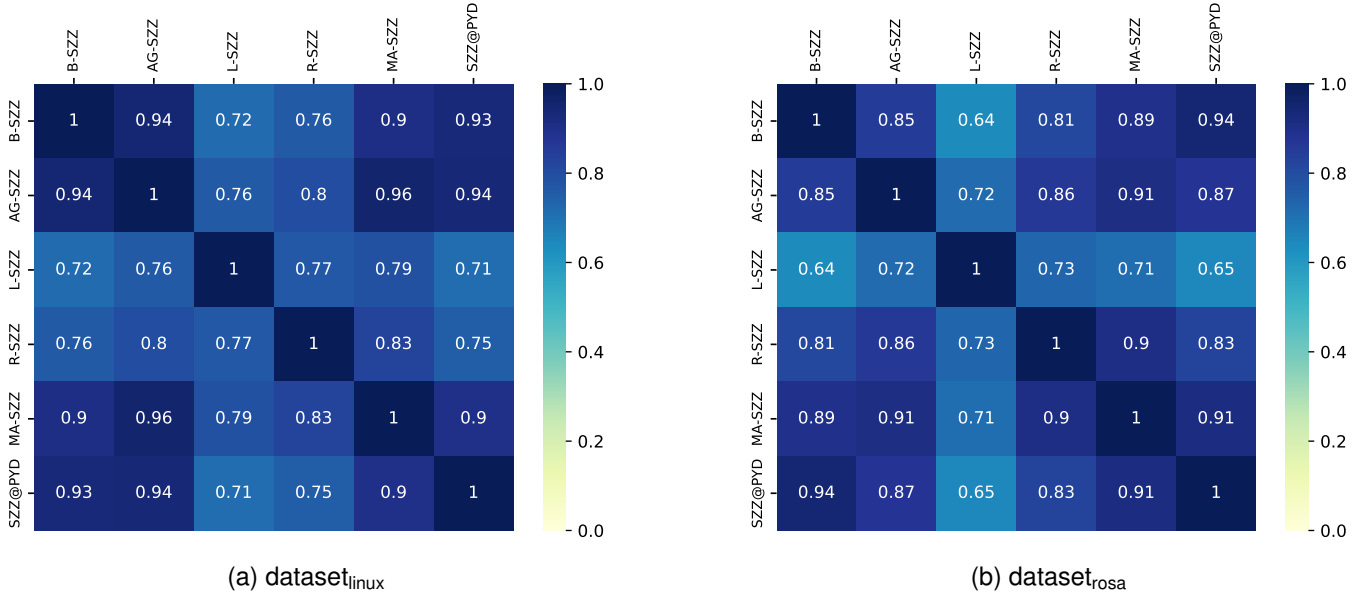


Fig. 1. Overlap between SZZ variants on dataset<sub>linux</sub> and dataset<sub>Rosa</sub>

TABLE 5  
An overview of the projects and Ghost Commit frequency.

Project	Commits	MG 1	MG 2
Previous Mean [17]	12,216	8.05%	2.41%
Previous Median [17]	9,231	7.64%	2.68%
Linux kernel (Our study)	1,138,001	17.47%	5.30%

their ability to accurately identify bug-inducing commits, calculated for each pair of SZZ variants on dataset<sub>linux</sub> and dataset<sub>rosa</sub> respectively. The heatmaps exhibit symmetry, as  $correct_{v_i \cap v_j} = correct_{v_j \cap v_i}$ . Figure 1 reveals a significant overlap in the true positives identified in both datasets. In dataset<sub>rosa</sub>, 13 out of 15 comparisons share more than 70% overlap in the identified true positives, while in dataset<sub>linux</sub>, all 15 comparisons show this level of overlap. The complementarity between the different SZZ variants is relatively low on both datasets, suggesting that there is a group of bug-fixing commits for which all variants fail to identify the correct bug-inducing commit.

**RQ1 Findings:** Compared to Rosa’s dataset, the average precision in our dataset slightly improved from 0.46 to 0.47 ( $\uparrow 2.2\%$ ), while the average recall decreased from 0.60 to 0.52 ( $\downarrow 13.8\%$ ). Similar with the findings from the previous study [18], R-SZZ and B-SZZ remain the top performers in terms of precision and recall. However, the similarities between all the SZZ algorithms increase in the current dataset.

## 5.2 RQ2: Ghost Commits’ Impact

In this RQ, we aim to investigate the frequency of ghost commits in our dataset. Table 5 shows the ghost commit frequency from the dataset of Rezk et al. [17], derived from 12 Apache projects, as well as our study. The results

reveal that in the Linux kernel, 17.47% of all bug-fixing commits are MG 1 (i.e., bug-fixing commits involving only line additions). In the previous study by Rezk et al [17], the highest percentage of MG 1 observed was 11.72%, with a median of 7.64% across the 12 Apache projects. Our MG 1 result is thus 128.66% higher than the median from the previous study, suggesting that MG 1 occurrences are more common in real-world SZZ usage scenarios, approaching one in six cases. This highlights the need to address this issue.

MG 2 is also more prevalent in the Linux kernel compared to the datasets examined in prior studies. Rezk et al. reported the highest proportion of MG 2 at 4.6%, with a median of 2.68%. However, in our Linux kernel dataset, MG 2 constituted 5.3% of all commits, which is 97.76% higher than the median observed in previous research. In Rezk et al.’s study, the ground truth of bug-inducing commits was unknown. Consequently, it was impossible to determine the number of bug-fixing commits for which SZZ algorithms could not identify their corresponding bug-inducing commits due to the MG 2 problem. In contrast, our study has access to the ground truth, allowing us to delve deeper into the impact of MG 2. In our dataset, we identified 482 bug-inducing commits as MG 2, which appeared 585 times in 584 bug-fixing commits. As a result, a mere 0.77% of bug-fixing commits are associated with an MG 2 bug-inducing commit. In addition, MG 2 bug-inducing commits account for only 0.73% of all bug-inducing commits (585 out of 79649). However, some bug-fixing commits experience partial success (at least one bug-inducing commit is found) or failure due to MG 1. In the end, for 361 bug-fixing commits (0.47%), SZZ algorithms were unable to detect any bug-inducing commits due to MG 2.

We also discovered Ghost Commits within Rosa’s dataset [18]. Given that previous studies have not delved into the Ghost Commit Problem in a developer-informed dataset, we decided to investigate the Mapping Ghosts in



TABLE 6  
Results after removing the Ghost Commit. Precision, recall, and F-measure calculated for all SZZ algorithms.

Algorithm	Filter MG1	Filter MG2	Filter MG1, MG2
B-SZZ	0.70	0.58	0.71
AG-SZZ	0.68	0.56	0.68
L-SZZ	0.52	0.44	0.53
R-SZZ	0.55	0.46	0.55
MA-SZZ	0.66	0.55	0.67
SZZ@PYD	0.67	0.56	0.67

Rosa’s dataset. We found that out of the 1115 bug-fixes, only 1084 bug-fixing commits’ repositories are still accessible on GitHub. Among these 1084 bug-fixing commits, 96 (8.86%) are MG 1; from the 1946 bug-inducing commits, 184 (9.46%) are MG 2.

To investigate the impact of ghost commits on SZZ algorithms, we remove the MG 1 and MG 2 cases from our dataset. Table 6 presents the experimental results for the resulting Linux kernel dataset. “Filter MG1” refers to the removal of MG 1 bug-fixing commits from our dataset. “Filter MG2” indicates the removal of MG 2 bug-inducing commits from our dataset. “Filter MG1, MG2” signifies the removal of both types of commits from our dataset. For example, when considering the B-SZZ algorithm, only filtering MG 2 reduces the recall from 0.71 to 0.58 ( $\downarrow$  22.4%), while filtering only MG 1 leads to a decrease in recall to 0.7 ( $\downarrow$  1.4%). These findings suggest that MG 1 has a more pronounced negative impact on the recall of SZZ algorithms. When compared to the results in Table 2, the average recall for all SZZ algorithms in the Linux kernel dataset improves by 22.2% after the removal of MG 1 and MG 2. The precision of all SZZ algorithms remains unchanged due to the SZZ algorithms not producing any results for MG 1 cases and the relatively small proportion of MG 2 cases.

**RQ2 Findings: Compared to Rezk’s study, the Linux kernel dataset shows a significant increase in MG 1 (from 7.64% to 17.47%) and MG 2 (from 2.68% to 5.3%). Notably, MG 1 negatively impacts the recall of the SZZ algorithms ( $\downarrow$  22.4%).**

### 5.3 RQ3: Other Failure Situations

Given that B-SZZ exhibits the highest recall and identifies the most unique bug-inducing commits among all the SZZ algorithms we evaluated in this paper, we further scrutinize all failure instances of B-SZZ to uncover additional failure scenarios.

Table 7 categorizes the B-SZZ algorithm results. “Success” indicates that B-SZZ identifies all bug-inducing commits for a bug-fixing commit; “Partial Success” implies at least one bug-inducing commit is identified but at least one is missed; “Mapping Ghost” signifies that B-SZZ can not identify the bug-inducing commits due to the Mapping Ghost Problem. We eliminate bug-fixing commits classified as Success, Partial Success, and MG 1 from the dataset, then search for MG 2 cases among the remaining bug-fixing commits. If all bug-inducing commits for a specific bug-fixing commit are MG 2, we consider that B-SZZ’s failure is due to MG 2.

TABLE 7  
Categorization of B-SZZ Algorithm Results in the Linux Kernel.

Category	Number	Percentage
Success	43,846	57.66%
Partial Success	1,002	1.32%
Mapping Ghost	13,646	17.94%
MG 1	13,285	17.47%
MG 2	361	0.47%
Failure without MG	17,552	23.08%
In file history	3,965	5.21%
In function history	4,994	6.57%
In change history	3,115	4.1%
Not in file history	5,478	7.2%

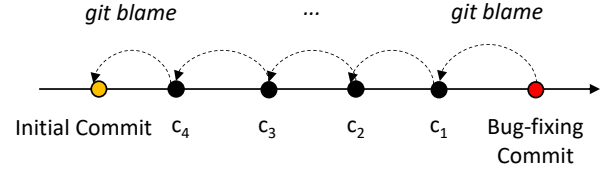


Fig. 2. Overview of Tracing-Commit SZZ

Out of 584 bug-fixing commits where at least one of their bug-inducing commits is MG 2, 361 fail as a result of MG 2. Upon completing these filters, we obtain a dataset consisting of 17,552 bug-fixing commits where B-SZZ fails, which we refer to as “Failures without MG.”

The fundamental premise of the SZZ algorithm is that “a bug-inducing change is one that is later reversed by a fix.” In other words, for a bug-fixing commit, the SZZ algorithms use the *git show* command to identify deleted or modified lines, and the *git blame* command to identify the most recent change to each such line. However, we discovered that some bug-inducing commits are not the most recent changes before the bug fix, but rather appeared earlier in a deleted or modified line’s change history. As schematically illustrated in Fig 2,  $c_1$  is considered as bug-inducing commit by previous SZZ algorithms, which only use *git blame* once. However, some bug-inducing commits are not in the position of  $c_1$ , but rather in the position of  $c_2$ ,  $c_3$ ,  $c_4$ , etc., or even the *initial commit*.

Therefore, we propose Tracing-Commit-SZZ (TC-SZZ), which iterates *git blame* until it reaches the *initial commit*, and returns all commits (e.g.,  $c_1$  to  $c_4$  and the initial commit in Fig 2) in the change history of deleted/modified lines. If *git blame* leads to a commit that has multiple removed lines, it is necessary to choose among them to continue the iteration. For this, we have developed an algorithm akin to V-SZZ [47]. Our algorithm takes into account both the string similarity and the relative distance between the line reported by *git blame* and the deleted lines in the same commit. This approach allows us to identify more bug-inducing commits than *git log -L*, which iterates through the history, but does not take string similarity into account. With our algorithm, using TC-SZZ, we find that out of the 17,552 bug-fixing commits in “Failure without MG”, 3,115 (17.7%) of those commits contain 3,163 bug-inducing commits within the change history of some removed line. In contrast, *git log -L* only manages to track down 2,800. Take for example

commit 5b47348.<sup>7</sup> If we apply the `git log -L` command on the line deletion of this bug-fixing commit, we only trace back to commit ed928a3.<sup>8</sup> In this commit, the developer relocated a few functions to a different part of the file. The `git log -L` command interprets this as the initial commit for these lines. However, TC-SZZ goes beyond this by finding lines with similar content and executing `git blame` once more, enabling us to identify the bug-inducing commits.

For these 3,115 bug-fixing commits, the average length of the change history is 3.76, with the longest change history having length 35. Additionally, 1,272 bug-inducing commits occupy the second-closest position in the change history (with a total length  $\geq 2$ ), signifying that these bug-inducing commits can be located by using `git blame` twice. Furthermore, 1,489 bug-inducing commits are located at the furthest point in the change history, indicating that the initial code is faulty. The remaining 354 commits are in intermediate positions, e.g.  $c_2 - c_4$  in Figure 2.

To facilitate future research in understanding the placement of bug-inducing commits in the change history, TC-SZZ offers multiple modes: (1) For every deleted or modified line in a bug-fixing commit, TC-SZZ returns all potential bug-inducing commits in the order of `git blame`. For instance, Figure 2 illustrates the change history of a bug-fixing commit for a specific deleted or modified line, with TC-SZZ providing the sequence:  $c_1, c_2, c_3, c_4$ , initial commit. (2) For the sake of conciseness, based on the results from mode (1), only unique potential bug-inducing commits are returned, eliminating duplicates. Mode 1 differs from mode 2 in that mode 1 returns the commits chronologically, while mode 2 returns all non-repeating commits. (3) The user has the ability to specify the number of times `git blame` is invoked (a parameter of 1 is standard for SZZ, a parameter of 2 means using `git blame` twice for each modified line, and a parameter of -1 identifies the initial commit). The tool, TC-SZZ, is publicly available in the replication package.

Given that TC-SZZ can resolve 17.7% of failure cases, we check whether we can pinpoint more bug-inducing commits by using a TC-SZZ-like approach. We apply `git log -L` to all code lines within the function containing the deleted/modified lines from the bug-fixing commit, and then `git log` to all files affected by the bug-fixing commit. The results in Table 7 reveal that out of all remaining 14,437 failure cases, 4,994 (34.6%) are found in the function history, 3,965 (27.5%) are present in the file history, and 5,478 (37.9%) are not in the file history. Note that the category “in the file history” comprises only cases that are in the file history but are not in the function history. For the 37.9% of failure cases that are not present in the file history, unless the bug-fixing commits explicitly mention the bug-inducing commits or specify a particular file, it becomes challenging for a researcher without domain expertise to correctly identify the bug-inducing commits. This task becomes even more difficult for an automated approach. In Section 6, we will attempt to address these three types of failure situations (*i.e.*, in function history, in file history, and not in file history) utilizing ChatGPT, based on the GPT-4 version, which is one

of the most sophisticated Large Language Models (LLMs) currently available.

**Answer to RQ3: Our findings show that our proposed TC-SZZ can successfully address 17.7% of failure cases. 5,478 of 14437 (37.9%) failure cases have bug-inducing commits that are not in the file history, making them hard to resolve.**

## 6 CLASSICAL MEETS MODERN: ENHANCING SZZ WITH CHATGPT

Given that ChatGPT is adept at addressing Software Engineering tasks [21], [22], we aim to investigate whether ChatGPT can assist researchers or developers in more effectively identifying bug-inducing commits. In our experiment, we utilized GPT-4, which was released on May 24, 2023. Both the prompt and the corresponding results from ChatGPT are available in the replication package. We conducted the experiment from June 28th to July 4th, 2023.

Considering that GPT-4 currently has a cap of 25 messages every 3 hours and the manual process involved, we selected a sample of 165 failure cases<sup>9</sup> (with 99% confidence level and 10% margin of error [53]) from the total of 14,437 identified failure cases. We exclude the “in change history” category because TC-SZZ was able to identify all bug-inducing commits in this group. To simplify, we will not use TC-SZZ in this section, as our ground truth in Section 5.3 only uses `git log -L`.

In Section 5.3, we classified the 14,437 failure cases into three categories: in the function history, in the file history, and not in the file history. In this section, we introduce an additional category: *in the function*. This category is a subcategory of in the function history. Instead of employing `git log -L` on a specific line of code within a function, in the function uses `git blame` to identify the bug-inducing commit.

In our sample of 165 cases, we found that 33.5% (55 out of 165) had the bug-inducing commit **in the function history**, specifically, **in the function** in 15.8% (26 out of 165) of the cases. Moreover, 32.7% (54 out of 165) of cases have the bug-inducing commit **in the file history**, while 33.9% (56 out of 165) cases have the bug-inducing commit **not in the file history**. Based on these findings, we divided the 165 cases into four categories for further evaluation: **in the function, in the function history, in the file history, not in the file history**.

For the **in function** failure cases, we use the prompt “< Commit Message > Based on the above commit message of a bug-fixing commit, please identify the line or lines of code in the following code that could be causing this bug-fixing commit: < Code of the Function >”. Subsequently, we execute `git blame` on the line(s) of code suggested by ChatGPT to trace the bug-inducing commits. Similarly, for the **in function history** failure cases, we apply the `git log -L` command to the line(s) of code that ChatGPT indicates to identify the bug-inducing commits. To ensure fairness in the

7. <https://github.com/torvalds/linux/commit/5b47348fc0b18a78c96f8474cc90b7525ad1bbfe>

8. <https://github.com/torvalds/linux/commit/ed928a3402d8a24a70c242c63109c069a7b1f3ab>

9. This sample size was determined to be statistically representative using a popular sample size calculator (<https://www.surveymonkey.com/mp/sample-size-calculator/>) with a confidence level of 99% and a confidence interval of 10.



Fig. 3. Input Provided to ChatGPT for Commit 761e205 in Linux kernel. In practice, we provide the entire function code to ChatGPT, however, space constraints prevented us from including the full screenshot in the paper. The complete screenshot is available in the replication package.

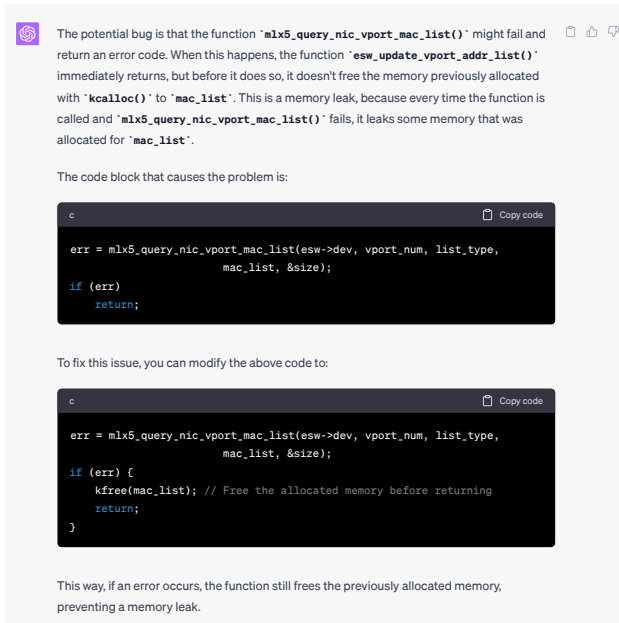


Fig. 4. ChatGPT's Output for Commit 761e205 in Linux kernel. If the details in the figure are difficult to discern, please refer to our replication package.

experiment, we remove all portions of the commit message that directly reference a bug-inducing commit.

Figures 3 and 4 show an example where ChatGPT successfully aids in identifying a bug-inducing commit from a case<sup>10</sup> that had previously failed **in function**. Initially, we query ChatGPT using the prompt depicted in Figure 3. Subsequently, the line(s) of code returned by ChatGPT (shown in Figure 4) are subjected to the *git blame* command to get the bug-inducing commits.

For failure cases **in file history**, we follow a two-step method: (1) We use *ctags* to extract all function names in a file. Subsequently, we pose the following question to ChatGPT: “( Commit Message ) Based on the above commit message of a bug-fixing commit and function names in file ( file\_name ), which function or functions could be causing this bug-fixing commit? ( Function Name List )”.

10. <https://github.com/torvalds/linux/commit/761e205b559be52852d85e0db4a034c9f57965f9>

We provide ChatGPT with a list of function names rather than the entire code within a file because the number of code tokens in a file often exceeds the token limit set by ChatGPT. (2) We then apply the same method as in the **in function history** category for any correctly identified function to find the bug-inducing commits.

For failure cases **not in file history**, we follow a three-step method: (1) The initial step involves identifying the file containing the bug-inducing commits. We pose the following question to ChatGPT: “( Commit Message ) Based on the above commit message of a bug-fixing commit, which file in the Linux kernel could be causing this bug-fixing commit?” Given that the Linux kernel has 15,000 files and limited information is available in the commit message, ChatGPT might have difficulty identifying an exact file. We have observed that it could instead return a directory, despite not having been prompted to do so, containing the code affected by the bug-inducing commit. Hence, we evaluate ChatGPT’s performance based on the correctness of the identified directory and file. (2) If ChatGPT correctly identifies the file, we adopt the same method as the first step in the **in file history** category to determine the function. (3) If the correct function is determined by ChatGPT, we proceed with the same method as for the **in function history** category to identify the bug-inducing commits.

Since **in the function** category shares similar principles with the SZZ algorithm, we adopted the SZZ algorithm’s evaluation methodology, as detailed in Section 4.2, to compute the precision, recall, and F1 for this category. In contrast, for the remaining three categories (i.e., **in function history**, **in file history**, **not in file history**) we assessed the number of bug-fixing commits to find their bug-inducing commits with ChatGPT’s assistance. We also used the *git log -L* command to identify as many bug-inducing commits as possible, aiming to evaluate the potential of a *git blame* based approach augmented with ChatGPT. For **in file history**, we evaluate three indicators (the function, the line of code, and recall) as returned by ChatGPT. For the **not in file history** cases, we evaluate five indicators: Directory, File, Function, Line of code and Recall.

The result of the ChatGPT experiment is shown in Table 8. ChatGPT exhibits strong performance, with a recall of 0.54, comparable to the performance of B-SZZ on the complete Linux dataset, when bug-inducing commits are **in function**. The precision is however only 0.28, largely due to ChatGPT frequently identifying lines removed in bug-fixing commits as the potential error source. When predictions from ChatGPT involving these deleted lines are excluded, the precision improves to 0.40. For bug-inducing commits **in function history**, the recall of our method dips to 0.31. Regarding bug-inducing commits **in file history**, we are able to accurately predict 19 out of 54 functions. In 25 instances, ChatGPT makes an incorrect prediction, and in 10 other cases, the prediction fails due to token limitations, no functions, or ChatGPT’s inability to discern the correct function. Bug-inducing commits **not in file history** present a significant challenge as the commit messages often lack sufficient information to identify the file. In over half the cases, ChatGPT could only return the directory of the file that might contain the bug-inducing commits. However, we found that ChatGPT correctly predicts the directory in

TABLE 8  
Results of the ChatGPT Experiment.  
// indicates that the respective indicator was not evaluated in the corresponding category.

Failure Situations	Number	Directory	File	Function	Line of Code	Recall	Precision	F1
In function	26	//	//	//	//	0.54	0.28	0.37
In function history	29	//	//	//	✓: 7 ✗: 22	0.31	//	//
In file history	54	//	//	✓: 19 ✗: 25	✓: 12 ✗: 8	0.23	//	//
Not in file history	56	✓: 39 ✗: 16	✓: 18 ✗: 9	✓: 6 ✗: 8	✓: 4 ✗: 2	0.07	//	//

71% of these cases. Furthermore, it successfully identifies bug-inducing commits in 4 cases where the bug-inducing commit is not in the file modified in the bug-fixing commit.

Through this ChatGPT experiment, we conclude that ChatGPT exhibits potential in assisting researchers and developers in identifying bug-inducing commits. We acknowledge that this exploration is only preliminary, given that our experimental setup does not reflect realistic conditions - we knew the categories beforehand. Nonetheless, considering that ChatGPT is a generalized model not specifically fine-tuned for this task, its performance hints at the potential benefits of similar LLMs. We hope that this work will catalyze further research efforts on using LLMs in overcoming the limitations of the SZZ algorithm in identifying bug-inducing commits, including challenges such as ghost commits and bug-inducing commits not in the file history.

## 7 THREATS TO VALIDITY

**Construct validity.** Our dataset, collected from the Linux kernel serves as an excellent study subject. As outlined in Section 3, we employed an automated approach to collect the data. By following the official Linux documentation for identifying bug-fixing commits, we ensured 100% accuracy in our collected data. A few bug-fixing commits may have been missed due to formatting errors, but this small percentage should have no impact on our results. We used a minimum number (the commit ID must have at least 7 characters) when searching for bug-inducing commits to minimize instances where a partial commit ID matches multiple bug-inducing commits.

**Internal validity.** There may be some pitfalls in automatically collecting bug-inducing commits. After selecting commits with “Fixes:”, 2,358 (3%) of the commits could not be matched to any bug-inducing commit. These commit IDs are stored in a dedicated dataset. We manually label the commit ids in this *abnormal dataset* and divide them into two categories: *not in the repository* and *partial commit ID*.

*Partial commit ID* indicates commits where the text after the keyword “Fixes:” is not recognized by the automated filtering technique as a commit ID. The filtering technique checks the commit ID using the regular expression  $[0-9a-f]{7,40}$ . The total number of *Partial commit ID* commits is 1,021 (1.3%). They include four causes: (i) the content after Fixes is a link to a bug report; (e.g., Fixes: [http://bugs.gentoo.org/show\\_bug.cgi?id=87182](http://bugs.gentoo.org/show_bug.cgi?id=87182)) (ii) the content after Fixes gives some description of the bug; (iii) the content after Fixes has some format problems (e.g., Fixes: commit fda798fda); (iv) the commit ID after Fixes: may be too short.

*Not in the repository* indicates that the method can recognize the commit ID in the commit message, however, the

commit ID does not exist in the list of commit IDs fetched from the master branch of the Linux kernel repository. The number of commits in this situation is 1,337 (1.7%). It includes three prominent cases: (i) format problem: irregular formatting making it impossible to search for the commit ID (e.g., fda798fda;, 7598e8700e9a(drm/i915/gvt;); (ii) rebase problem: the commit is not in any branch of the repository, and may belong to a fork outside of the repository; (iii) branch problem: we only focus on the master branch, while some commits may occur in another branch.

However, anomalous commits only account for 3% of the total number of commits in the dataset, and we make the abnormal dataset publicly available for further study. So, we believe that the threat is minimal.

**External validity.** Considering that our study focuses on a single software project, primarily utilizing the C programming language, our findings may not generalize to other projects or programming languages. However, the Linux kernel is a well-structured software repository with a substantial code size (Linux v6.0 contains 23 MLOC). Therefore, it serves as a valuable research object for evaluating the effectiveness of SZZ algorithms.

## 8 CONCLUSION AND FUTURE WORK

SZZ is a vital algorithm for mining software repositories, and many studies rely on its results. Ensuring the precision and recall of SZZ in real scenarios is thus crucial.

In our study, we collected a dataset of 76K bug-fixing commits linked to bug-inducing commits in the Linux kernel. We evaluated six SZZ algorithms on this dataset, analyzed the ghost commits issue, and examined its impact on SZZ. We proposed TC-SZZ, which can find a bug-inducing commit for 17.7% of the failure cases. Upon investigating the remaining failures, we found that in 37.9% of the cases, the bug-inducing commit is not in the file history. ChatGPT demonstrates potential in assisting the SZZ algorithm in identifying the associated bug-inducing commits in these challenging cases.

We have made our dataset publicly available to facilitate further research on SZZ issues and the potential application of Machine Learning and Deep Learning methods to improve the SZZ algorithm.

## 9 DATA AVAILABILITY

The dataset used in this paper, the TC-SZZ implementation, and the results of ChatGPT experiments are publicly available at <https://doi.org/10.6084/m9.figshare.23889792.v1>.



## REFERENCES

- [1] J. Śliwerski, T. Zimmermann, and A. Zeller, "When do changes induce fixes?" in *Proceedings of the 2005 International Workshop on Mining Software Repositories, MSR 2005*, 2005, pp. 1–5.
- [2] S. Kim, T. Zimmermann, K. Pan, and E. James Jr, "Automatic identification of bug-introducing changes," in *21st IEEE/ACM international conference on automated software engineering (ASE'06)*. IEEE, 2006, pp. 81–90.
- [3] H. Hata, O. Mizuno, and T. Kikuno, "Bug prediction based on fine-grained module histories," in *2012 34th international conference on software engineering (ICSE)*. IEEE, 2012, pp. 200–210.
- [4] M. Tan, L. Tan, S. Dara, and C. Mayeux, "Online defect prediction for imbalanced data," in *2015 IEEE/ACM 37th IEEE International Conference on Software Engineering*, vol. 2. IEEE, 2015, pp. 99–108.
- [5] L. Pascarella, F. Palomba, and A. Bacchelli, "Fine-grained just-in-time defect prediction," *Journal of Systems and Software*, vol. 150, pp. 22–36, 2019.
- [6] M. Yan, X. Xia, Y. Fan, A. E. Hassan, D. Lo, and S. Li, "Just-in-time defect identification and localization: A two-phase framework," *IEEE Transactions on Software Engineering*, 2020.
- [7] Y. Fan, X. Xia, D. A. Da Costa, D. Lo, A. E. Hassan, and S. Li, "The impact of mislabeled changes by SZZ on just-in-time defect prediction," *IEEE transactions on software engineering*, vol. 47, no. 8, pp. 1559–1586, 2019.
- [8] G. Bavota and B. Russo, "Four eyes are better than two: On the impact of code reviews on software quality," in *2015 IEEE International Conference on Software Maintenance and Evolution (ICSME)*. IEEE, 2015, pp. 81–90.
- [9] M. Tufano, G. Bavota, D. Poshyvanyk, M. Di Penta, R. Oliveto, and A. De Lucia, "An empirical study on developer-related factors characterizing fix-inducing commits," *Journal of Software: Evolution and Process*, vol. 29, no. 1, p. e1797, 2017.
- [10] H. Aman, S. Amasaki, T. Yokogawa, and M. Kawahara, "Empirical study of fault introduction focusing on the similarity among local variable names." in *QuASoQ@APSEC*, 2019, pp. 3–11.
- [11] B. Chen and Z. M. J. Jiang, "Extracting and studying the logging-code-issue-introducing changes in Java-based large-scale open source software systems," *Empirical Software Engineering*, vol. 24, no. 4, pp. 2285–2322, 2019.
- [12] D. A. Da Costa, S. McIntosh, W. Shang, U. Kulesza, R. Coelho, and A. E. Hassan, "A framework for evaluating the results of the SZZ approach for identifying bug-introducing changes," *IEEE Transactions on Software Engineering*, vol. 43, no. 7, pp. 641–657, 2016.
- [13] E. C. Neto, D. A. Da Costa, and U. Kulesza, "The impact of refactoring changes on the SZZ algorithm: An empirical study," in *2018 IEEE 25th International Conference on Software Analysis, Evolution and Reengineering (SANER)*. IEEE, 2018, pp. 380–390.
- [14] E. C. Neto, D. A. da Costa, and U. Kulesza, "Revisiting and improving SZZ implementations," in *2019 ACM/IEEE International Symposium on Empirical Software Engineering and Measurement (ESEM)*. IEEE, 2019, pp. 1–12.
- [15] C. Williams and J. Spacco, "SZZ revisited: verifying when changes induce fixes," in *Proceedings of the 2008 workshop on Defects in large software systems*, 2008, pp. 32–36.
- [16] S. Davies, M. Roper, and M. Wood, "Comparing text-based and dependence-based approaches for determining the origins of bugs," *Journal of Software: Evolution and Process*, vol. 26, no. 1, pp. 107–139, 2014.
- [17] C. Rezk, Y. Kamei, and S. McIntosh, "The ghost commit problem when identifying fix-inducing changes: An empirical study of apache projects," *IEEE Transactions on Software Engineering*, 2021.
- [18] G. Rosa, L. Pascarella, S. Scalabrino, R. Tufano, G. Bavota, M. Lanza, and R. Oliveto, "Evaluating SZZ implementations through a developer-informed oracle," in *2021 IEEE/ACM 43rd International Conference on Software Engineering (ICSE)*. IEEE, 2021, pp. 436–447.
- [19] D. Silva and M. T. Valente, "Refdiff: detecting refactorings in version histories," in *2017 IEEE/ACM 14th International Conference on Mining Software Repositories (MSR)*. IEEE, 2017, pp. 269–279.
- [20] N. Tsantalis, M. Mansouri, L. M. Eshkevari, D. Mazinianian, and D. Dig, "Accurate and efficient refactoring detection in commit history," in *Proceedings of the 40th international conference on software engineering*, 2018, pp. 483–494.
- [21] Q. Zhong, L. Ding, J. Liu, B. Du, and D. Tao, "Can ChatGPT understand too? a comparative study on ChatGPT and fine-tuned bert," *arXiv preprint arXiv:2302.10198*, 2023.
- [22] J. White, S. Hays, Q. Fu, J. Spencer-Smith, and D. C. Schmidt, "ChatGPT prompt patterns for improving code quality, refactoring, requirements elicitation, and software design," *arXiv preprint arXiv:2303.07839*, 2023.
- [23] S. Herbold, A. Trautsch, F. Trautsch, and B. Ledel, "Problems with SZZ and features: An empirical study of the state of practice of defect prediction data collection," *Empirical Software Engineering*, vol. 27, no. 2, pp. 1–49, 2022.
- [24] K. Herzog, S. Just, and A. Zeller, "It's not a bug, it's a feature: how misclassification impacts bug prediction," in *2013 35th international conference on software engineering (ICSE)*. IEEE, 2013, pp. 392–401.
- [25] C. Bird, A. Bachmann, E. Aune, J. Duffy, A. Bernstein, V. Filkov, and P. Devanbu, "Fair and balanced? bias in bug-fix datasets," in *Proceedings of the 7th joint meeting of the European Software Engineering Conference and the ACM SIGSOFT Symposium on the Foundations of Software Engineering*, 2009, pp. 121–130.
- [26] T. H. Nguyen, B. Adams, and A. E. Hassan, "A case study of bias in bug-fix datasets," in *2010 17th Working Conference on Reverse Engineering*. IEEE, 2010, pp. 259–268.
- [27] R. Wu, H. Zhang, S. Kim, and S.-C. Cheung, "Relink: recovering links between bugs and changes," in *Proceedings of the 19th ACM SIGSOFT symposium and the 13th European conference on Foundations of software engineering*, 2011, pp. 15–25.
- [28] S. McIntosh and Y. Kamei, "Are fix-inducing changes a moving target? a longitudinal case study of just-in-time defect prediction," in *Proceedings of the 40th International Conference on Software Engineering*, 2018, pp. 560–560.
- [29] E. Sahal and A. Tosun, "Identifying bug-inducing changes for code additions," in *Proceedings of the 12th ACM/IEEE International Symposium on Empirical Software Engineering and Measurement*, 2018, pp. 1–2.
- [30] T. Zimmermann, S. Kim, A. Zeller, and E. J. Whitehead Jr, "Mining version archives for co-changed lines," in *Proceedings of the 2006 international workshop on Mining software repositories*, 2006, pp. 72–75.
- [31] C. C. Williams and J. W. Spacco, "Branching and merging in the repository," in *Proceedings of the 2008 international working conference on Mining software repositories*, 2008, pp. 19–22.
- [32] J. Pace, "A tool which compares Java files based on content," <http://www.incava.org/projects/java/diffj>, 2007.
- [33] D. Spadini, M. Aniche, and A. Bacchelli, "Pydriller: Python framework for mining software repositories," in *Proceedings of the 2018 26th ACM Joint Meeting on European Software Engineering Conference and Symposium on the Foundations of Software Engineering*, 2018, pp. 908–911.
- [34] M. Borg, O. Svensson, K. Berg, and D. Hansson, "SZZ unleashed: an open implementation of the SZZ algorithm-featuring example usage in a study of just-in-time bug prediction for the jenkins project," in *Proceedings of the 3rd ACM SIGSOFT International Workshop on Machine Learning Techniques for Software Quality Evaluation*, 2019, pp. 7–12.
- [35] V. Lenarduzzi, F. Palomba, D. Taibi, and D. A. Tamburri, "Open-SZZ: A free, open-source, web-accessible implementation of the SZZ algorithm," in *Proceedings of the 28th international conference on program comprehension*, 2020, pp. 446–450.
- [36] G. Rodríguez-Pérez, G. Robles, and J. M. González-Barahona, "Reproducibility and credibility in empirical software engineering: A case study based on a systematic literature review of the use of the SZZ algorithm," *Information and Software Technology*, vol. 99, pp. 164–176, 2018.
- [37] F. Petruccio, D. Ackermann, E. Fregnan, G. Calikli, M. Castelluccio, S. Ledru, C. Denizet, E. Humphries, and A. Bacchelli, "SZZ in the time of pull requests," *arXiv preprint arXiv:2209.03311*, 2022.
- [38] Z. Tóth, P. Gyimesi, and R. Ferenc, "A public bug database of github projects and its application in bug prediction," in *International conference on computational science and its applications*. Springer, 2016, pp. 625–638.
- [39] S. Kim, E. J. Whitehead, and Y. Zhang, "Classifying software changes: Clean or buggy?" *IEEE Transactions on software engineering*, vol. 34, no. 2, pp. 181–196, 2008.
- [40] M. Wen, R. Wu, and S.-C. Cheung, "Locus: Locating bugs from software changes," in *2016 31st IEEE/ACM International Conference on Automated Software Engineering (ASE)*. IEEE, 2016, pp. 262–273.
- [41] S. Kim, T. Zimmermann, E. J. Whitehead Jr, and A. Zeller, "Predicting faults from cached history," in *29th International Conference on Software Engineering (ICSE'07)*. IEEE, 2007, pp. 489–498.

- [42] F. Rahman, D. Posnett, A. Hindle, E. Barr, and P. Devanbu, "Bug-cache for inspections: hit or miss?" in *Proceedings of the 19th ACM SIGSOFT symposium and the 13th European conference on Foundations of software engineering*, 2011, pp. 322–331.
- [43] J. Eyolfson, L. Tan, and P. Lam, "Correlations between bugginess and time-based commit characteristics," *Empirical Software Engineering*, vol. 19, no. 4, pp. 1009–1039, 2014.
- [44] M. L. Bernardi, G. Canfora, G. A. Di Lucca, M. Di Penta, and D. Distanto, "The relation between developers' communication and fix-inducing changes: An empirical study," *Journal of Systems and Software*, vol. 140, pp. 111–125, 2018.
- [45] D. Izquierdo-Cortázar, G. Robles, and J. M. González-Barahona, "Do more experienced developers introduce fewer bugs?" in *IFIP International Conference on Open Source Systems*. Springer, 2012, pp. 268–273.
- [46] P. Bludau and A. Pretschner, "PR-SZZ: How pull requests can support the tracing of defects in software repositories," in *2022 IEEE International Conference on Software Analysis, Evolution and Reengineering (SANER)*. IEEE, 2022, pp. 1–12.
- [47] L. Bao, X. Xia, A. E. Hassan, and X. Yang, "V-SZZ: automatic identification of version ranges affected by cve vulnerabilities," in *Proceedings of the 44th International Conference on Software Engineering*, 2022, pp. 2352–2364.
- [48] L. Erlikh, "Leveraging legacy system dollars for e-business," *IT professional*, vol. 2, no. 3, pp. 17–23, 2000.
- [49] R. Minelli, A. Mocci, and M. Lanza, "I know what you did last summer—an investigation of how developers spend their time," in *2015 IEEE 23rd International conference on program comprehension*. IEEE, 2015, pp. 25–35.
- [50] R. Baeza-Yates, B. Ribeiro-Neto *et al.*, *Modern information retrieval*. ACM press New York, 1999, vol. 463.
- [51] C. D. Manning, *Introduction to information retrieval*. Syngress Publishing,, 2008.
- [52] R. Oliveto, M. Gethers, D. Poshyvanyk, and A. De Lucia, "On the equivalence of information retrieval methods for automated traceability link recovery," in *2010 IEEE 18th International Conference on Program Comprehension*. IEEE, 2010, pp. 68–71.
- [53] Z. Yang, J. Shi, J. He, and D. Lo, "Natural attack for pre-trained models of code," in *Proceedings of the 44th International Conference on Software Engineering*, 2022, pp. 1482–1493.