

Confronting global 21-cm signal with \mathbb{Z}_3 symmetric dark matter models

Debarun Paul,^{a,1} Antara Dey,^a Amit Dutta Banik,^a Supratik Pal^{a,b}

^aPhysics and Applied Mathematics Unit, Indian Statistical Institute, 203 B.T. Road, Kolkata 700108, India

^bTechnology Innovation Hub on Data Science, Big Data Analytics and Data Curation, Indian Statistical Institute, 203 B.T. Road, Kolkata 700108, India

E-mail: debarun31paul@gmail.com, antaraaddey@gmail.com,
amitdbanik@gmail.com, supratik@isical.ac.in

Abstract. While the \mathbb{Z}_3 symmetric dark matter models have shown tremendous prospects in addressing a number of (astro-)particle physics problems, they can leave interesting imprints on cosmological observations as well. We consider two such promising models: semi-annihilating dark matter (SADM) and Co-SIMP $2 \rightarrow 3$ interaction, and investigate their effects on the global 21-cm signal. SADM alone cannot address the EDGES dip but can perform better with the aid of an excess radio background, whereas Co-SIMP can naturally explain the EDGES absorption feature by virtue of an intrinsic cooling effect without invoking any such excess radiation. Hence, the latter model turns out to be a rare model within the domain of CDM, that uses leptophilic interaction to achieve the EDGES dip. Further, keeping in mind the ongoing debate between EDGES and SARAS 3 on the global 21-cm signal, we demonstrate that our chosen models can still remain viable in this context, even if the EDGES data requires reassessment in future. We then extend our investigation to possible reflections on the Dark Ages, followed by a consistency check with the CMB and BAO observations via Planck 2018(+BAO) datasets. This work thus presents a compelling case of exploring these interesting particle physics models in the light of different cosmological observations.

¹Corresponding author.

Contents

1	Introduction	1
2	\mathbb{Z}_3 symmetric dark matter models	4
2.1	Semi-annihilating dark matter (SADM)	4
2.2	Co-SIMP dark matter with leptophilic interaction	5
3	Differential brightness temperature of global 21-cm signal	6
3.1	Evolution of gas temperature	6
3.2	EDGES observation and role of the models	7
3.2.1	SADM and heating of the gas	7
3.2.2	Co-SIMP DM-SM interaction and cooling of the gas	9
3.3	Debate on EDGES and revival of Λ CDM-like features	11
4	Possible reflections on Dark Ages	13
5	Consistency check with other cosmological observations	14
5.1	Likelihood analysis with Planck 2018 and BAO	15
6	Summary and future directions	21

1 Introduction

We are heading towards an era of cosmo-particle physics in the true sense of the term. With a couple of interesting cosmological observations already in hand and several proposed missions expected to be operational in a decade, the areas that exhibit considerable overlap of cosmology and particle physics are expected to grow tremendously. Exploring possible interplay between these two sectors is extremely essential these days, not only because of the limitations of standard cosmological models in providing fool-proof explanations to all the observations at all scales, but also due to the limitations of ongoing particle physics experiments in providing tight constraints on the interesting particle physics processes that are being investigated nowadays. Given the scenario, the cosmological observations that are expected to come in the near future can act as a very interesting playground for these particle physics models, not only to open up possibilities to test the models from a novel perspective but also to provide possible solutions to the limitations of existing cosmological models. Either way it will be interesting to confront new cosmological experiments with new particle physics models, and vice-versa, in order to have a better understanding of both the sectors. Thus, cosmology and particle physics today should better be treated as complementary to each other.

The baseline Λ CDM (where Λ stands for the cosmological constant, a cosmic entity responsible for the present expansion of the Universe and CDM denotes cold dark matter) model of cosmology, despite its remarkable success in explaining a number of observations at different scales more or less satisfactorily, faces challenges in explaining certain crucial observational features such as substructure problems in small scales [1–4], tensions in certain parameters like Hubble parameter H_0 , clustering parameter σ_8 [5, 6], etc. Furthermore,

our understanding of the particle nature of dark matter (DM) remains elusive both from theoretical and as well as experimental perspectives, adding to the complexity of the search for a satisfactory model. Over a period, these limitations have resulted in a growing body of works to search for different classes of DM, e.g., warm dark matter (WDM) with DM mass $\sim \mathcal{O}(\text{keV})$ [7, 8], self interacting dark matter (SIDM) [9–11], decaying DM [12], fuzzy DM with DM mass $\sim \mathcal{O}(10^{-22}\text{eV})$ [13, 14] to name a few. However, all of them bear their own set of limitations [15–17].

The measurement of the global 21-cm signal provides valuable information about the nature of the Universe during intermediate redshifts ($100 \gtrsim z \gtrsim 2$) which is still relatively unexplored. The Experiment to Detect the Global Epoch of Reionization Signature (EDGES) [18] collaboration is such an experiment which reported a sky-averaged absorption signal around redshift $z \sim 17$. The measured differential brightness temperature, was found to be $T_{21} = -500^{+200}_{-500}$ mK [18]. However, this measurement of the extra dip in temperature showed a significant tension of 3.8σ with the predictions of the standard ΛCDM scenario [19]. The differential brightness temperature (T_{21}) which is a measure of the temperature of the 21-cm signal that originates from the hyperfine transition between the singlet ($S = 0$) and triplet ($S = 1$) states of ground state hydrogen atom, is mainly proportional to $\left(1 - \frac{T_\gamma}{T_s}\right)$ [20, 21]. Here T_γ and T_s represent the radiation and neutral hydrogen spin temperatures which strongly depend on the gas kinetic temperature and Lyman- α temperature around $z \sim 17$, respectively. Hence, in order to reconcile the EDGES observation (an absorption signal resulting in a significant dip in the differential brightness temperature), we need to either increase the radiation temperature or decrease the spin temperature via a decrease in gas temperature. One approach is to include an excess radio background [22–25] in addition to the cosmic microwave background (CMB) radiation, a topic extensively investigated in the literature [26–29]. The second solution relies on any process by which the gas temperature can be cooled down. This has led the community to implement novel interaction between DM and visible matter [30–35].

The two processes above motivate us to explore a specific scenario where DM exhibits preservation of a special symmetry, namely, \mathbb{Z}_3 symmetry, thereby acting as a plausible source of energy-exchange between the dark and standard sectors. While the simplest choice of DM preserving \mathbb{Z}_2 symmetry, has been extensively studied [36–38], it is known to have certain shortcomings [39, 40]. Going beyond \mathbb{Z}_2 , one can arrive at this interesting \mathbb{Z}_3 symmetry that can be preserved in the standard sector [41, 42] as well as in dark sector [43–45]. If a scalar singlet DM (say, X) is preserved under \mathbb{Z}_3 group, then X remains invariant under \mathbb{Z}_3 transformation $X \rightarrow \exp(i2\pi/3)X$, which stabilizes the DM. The presence of \mathbb{Z}_3 symmetry in the DM model opens up intriguing possibilities for new and interesting processes that distinguish itself from \mathbb{Z}_2 symmetric DM. One such process is known as semi-annihilation [46–52] where partial annihilation of two DM particles produces a single standard model (SM) particle along with a DM particle (SADM models henceforth). Another possible interaction allowed by \mathbb{Z}_3 symmetry, is Co-SIMP, a fascinating variant of SIMP (strongly interacting massive particle) dark matter [53–56] which has garnered attention and has been a subject of recent particle physics research [57, 58]. It is noteworthy that these \mathbb{Z}_3 symmetric DM models can also potentially address the small scale issues by virtue of a sizable DM self-interaction, thereby overcoming major limitations of the ΛCDM model. Nevertheless, prospects of probing these models, specially Co-SIMP processes, via different terrestrial experiments like Beam Dump experiments [59, 60], electron $g - 2$ measurement [61], etc, make them more interesting in recent times. Consequently, it draws our attention towards an explanation of these models

in the light of different cosmological observations. Furthermore, their non-trivial interactions and energy-exchange with the standard sector may leave non-trivial signatures at different scales of cosmology that are worth probing. In this article, we would mostly focus on the impact of both SADM and Co-SIMP models on 21-cm cosmology using publicly available code **RECFAST** [62]. As it will turn out, both the models show prospects in explaining the depth of the global 21-cm signal from the EDGES data. Although SADM alone cannot explain the EDGES absorption feature, it can do so when excess radiation (experimentally supported by ARCADE-2 and LWA1 experiments [22–25]) are taken into consideration. What makes the Co-SIMP model truly fascinating is its ability to explain the EDGES dip [18] due to the intrinsic cooling effect of the model, without the need of any excess radio background as such. This special feature of Co-SIMP model positions them as a compelling candidate for elucidating the EDGES result within the CDM framework.

However, recently a similar mission named Shaped Antenna measurement of the background RAdio Spectrum 3 (SARAS 3) has reported a rebuttal of the EDGES signal at 95.3% confidence level [63, 64], leading to an ongoing debate around the EDGES observation. The mismatch between these two promising missions may be settled either by a joint analysis of the two, including systematics, or with the help of a new dataset from the upcoming missions like Square Kilometre Array (SKA) [65], Lunar Surface Electromagnetics Explorer (LuSEE Night) [66], Hydrogen Epoch of Reionization Array (HERA) [67], Murchison Wide-field Array (MWA) [68], New Extension in Nanay Upgrading LOFAR (NenuFAR) [69], Radio Experiment for the Analysis of Cosmic Hydrogen (REACH) [70], Mapper of the IGM Spin Temperature (MIST) [71], etc. Keeping this in mind, we further demonstrate that even if EDGES results need reassessments in future, our chosen DM models can still provide a valid alternatives to Λ CDM respecting the consistency with present cosmological data. This analysis showcases the versatility of the chosen DM models, making them resilient to potential revisions of the EDGES data.

In order to search for further prospects of the models, we carry forward our analysis to other possible eras. In anticipation of the upcoming LuSEE Night [66] (capable of probing up to $z \sim 100$), Dark Ages Polarimeter Pathfinder (DAPPER) [72] (capable of probing up to $z \sim 80$), Probing ReionizATIOn of the Universe using Signal from Hydrogen (PRATUSH) [73] observations, etc., we have examined the effects of our chosen models on the second trough, occurring at around $z \sim 85$ of the brightness temperature. As the astrophysical parameters have no influence during this epoch, it allows the brightness temperature to predominantly reflect the properties of the DM. By studying the behavior of the brightness temperature in the second trough we can gain insights into the characteristics and properties of the DM model. This analysis will contribute to our understanding of the nature of DM and its impact on the evolution of the Universe at relatively high redshifts.

Further, as the CMB TT spectra arise from the temperature fluctuations which primarily originate from matter density perturbations and metric perturbations, any DM model should be in tune with CMB and BAO (baryon acoustic oscillation) data. In order to test our models against those datasets, we make necessary modifications to the publicly available Boltzmann equation solver **CLASS** [74] so as to consistently implement our perturbation equations. Then, with the parameter space allowed by the EDGES experiment, we employ the publicly available Markov Chain Monte Carlo (MCMC) based code, **MontePython** [75], that helps in obtaining posterior distributions for the model parameters from cosmological datasets like Planck 2018, BAO etc. The entire analysis will act as a consistency check for our models against different available cosmological observations at different eras.

The development of the article is as follows. We begin by introducing the \mathbb{Z}_3 symmetric DM models of our consideration in Section 2. In Section 3 we focus on the impact of the DM model during the Cosmic Dawn era and find out the constraints on the model parameters from the EDGES experiment. We further discuss the ongoing debate on the EDGES results and revival of Λ CDM-like behavior from our models. Moving forward, in Section 4 we discuss briefly the effect of our DM models on Dark Ages. Section 5 is dedicated to a consistency check of our models with latest CMB and BAO data, by modifying CLASS and subsequent implementing in MontePython. Finally in Section 6 we summarize the major findings and suggest potential avenues for future research.

2 \mathbb{Z}_3 symmetric dark matter models

As discussed, \mathbb{Z}_3 symmetric DM models show promise in addressing quite a few interesting particle physics problems. \mathbb{Z}_3 symmetry is realized as a discrete symmetry of cyclic group of order three. Generators of this abelian \mathbb{Z}_3 symmetry are ω , ω^2 , 1 where $\omega^3 = 1$. The particular cases of our interest would be those where dark matter is charged under \mathbb{Z}_3 symmetry whereas the visible sector is neutral under \mathbb{Z}_3 . This imposed \mathbb{Z}_3 symmetry stabilizes the dark matter candidate. \mathbb{Z}_3 symmetry in the dark sector can also arise from spontaneously broken $U(1)_X$ gauge symmetry in the dark sector. In such a scenario, the residual \mathbb{Z}_3 provides stability to the dark matter candidate. Some interesting applications of \mathbb{Z}_3 symmetric dark matter have been discussed in the Introduction section.

In this article, we have handpicked two such promising models to search for their cosmological signatures, in particular in addressing the global 21-cm signal and keeping consistency with the latest Planck 2018 and BAO data.

Let us first delve into the particular models of our interest. They involve interaction between DM and SM particles preserving an additional \mathbb{Z}_3 symmetry that stabilizes DM. For our analysis, we are focusing on the following two models which maintain this symmetry:

- i) DM semi-annihilation: $DM + DM \rightarrow DM + SM$ [46–52].
- ii) Co-SIMP $2 \rightarrow 3$ interaction: $DM + SM \rightarrow DM + DM + SM$ [57, 58].

These models can show potentially interesting behavior by virtue of the interaction between the dark and standard sectors. As a result, it is intriguing to investigate if they can leave significant imprints on the era of the Dark Ages and the Cosmic Dawn. This draws our attention to these models and motivates us to inspect them in the light of other cosmological observations to gain a deeper understanding of their consequences and potential observational signatures.

2.1 Semi-annihilating dark matter (SADM)

In this framework we consider a single component DM species χ preserving an additional \mathbb{Z}_3 symmetry which can have the following interaction with the SM species ψ [46–52],

$$\chi + \chi \rightarrow \chi + \psi,$$

as depicted in Fig. 1. Unlike any $2 \rightarrow 2$ DM annihilation, $2 \rightarrow 2$ DM semi-annihilation changes the SM species by unity, leading to a non-trivial effect on the DM relic density and heat exchange between the dark and standard sectors.

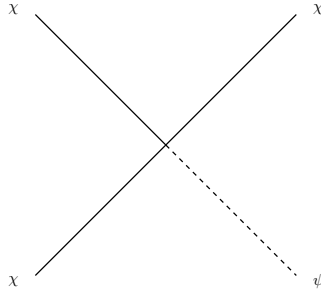


Figure 1: Diagram for semi-annihilation process. χ represents Dark Matter and ψ represents Standard Model particles.

The evolution of the number density of DM for this semi-annihilation process can be described via the Boltzmann equation as

$$\frac{dY_{\text{DM}}(x)}{dx} = -\frac{x\langle\sigma v\rangle s}{H(M_{\text{DM}})} (Y_{\text{DM}}(x)^2 - Y_{\text{DM}}(x) Y_{\text{eq}}(x)), \quad (2.1)$$

where the co-moving number density Y_{DM} can be expressed as the ratio between the DM number density n_{DM} and the entropy density s , where x represents the ratio between the DM mass M_{DM} and temperature of the Universe T . Further, in the Boltzmann equation above, the thermal averaged cross-section, denoted by $\langle\sigma v\rangle$, needs to be $\sim 10^{-26}\text{cm}^3/\text{s}$ to satisfy the DM relic abundance [76] if this class of DM spans the whole set of DM of the Universe.

2.2 Co-SIMP dark matter with leptophilic interaction

The second scenario that we are interested in can be depicted as DM χ , which undergoes a Co-SIMP interaction [57, 58] with an SM species ψ . The specific interaction represented by a $2 \rightarrow 3$ Co-SIMP process

$$\chi + \psi \rightarrow \chi + \chi + \psi,$$

can be represented by the following diagram in Fig. 2.

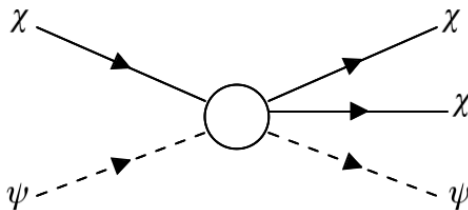


Figure 2: Schematic diagram for $2 \rightarrow 3$ Co-SIMP interaction process where χ and ψ represent the dark and SM particles respectively.

Here the Co-SIMP interaction is characterized by the preservation of the \mathbb{Z}_3 symmetry. In this article, we have focused on a leptogenic Co-SIMP interaction [58], where the

SM species ψ is taken to be electron. Unlike standard scattering processes, this Co-SIMP interaction leads to an increase in the number of DM particles by unity, which has significant implications for the DM relic density and the exchange of heat between the dark and standard sectors.

3 Differential brightness temperature of global 21-cm signal

The major observable in any global 21-cm experiment is the differential brightness temperature T_{21} , which can be expressed as

$$T_{21} \simeq 27x_{\text{HI}} \left(\frac{\Omega_b h^2}{0.023} \right) \left(\frac{0.15}{\Omega_m h^2} \frac{1+z}{10} \right)^{\frac{1}{2}} \left(1 - \frac{T_\gamma}{T_s} \right) \text{ mK}, \quad (3.1)$$

where x_{HI} , T_γ and T_s represent the neutral gas fraction, background radiation temperature and neutral hydrogen spin temperature respectively [20, 21]. T_γ simply equals the CMB temperature in the absence of any excess background radiation over CMB radiation and the spin temperature T_s can be expressed as the weighted average of the different temperatures as follows [77]

$$T_s^{-1} = \frac{T_\gamma^{-1} + x_k T_k^{-1} + x_\alpha T_\alpha^{-1}}{1 + x_k + x_\alpha}, \quad (3.2)$$

where T_k and T_α represent gas kinetic temperature of the intergalactic medium and color temperature respectively. Now $T_\alpha \approx T_k$ is a typical assumption as there are a high number of Lyman- α scattering photons that the Lyman- α temperature and gas temperature are brought in to thermal equilibrium [21, 78]. Hence, during the calculation of T_s , according to Eq. (3.2), we have assumed $T_\alpha = T_k$. Here x_k and x_α represent the collisional coupling co-efficient and the Lyman- α coupling co-efficient respectively which have been calculated in the conventional manner as described in Refs. [79–82].

3.1 Evolution of gas temperature

The thermal evolution of the gas kinetic temperature T_k of the intergalactic medium can be expressed as [80]

$$\frac{dT_k}{dz} = \frac{2T_k}{1+z} - \frac{2}{3H(z)(1+z)} \sum_i \frac{\epsilon_i}{k_B n_i}. \quad (3.3)$$

On the right hand side, the first term represents adiabatic cooling and the ϵ_i term incorporates the rate of energy injection or extraction per unit volume for the process i .

Two important contributions responsible for heating (or cooling) of the gas temperature are:

- i) *Heating or cooling effect due to Compton scattering between electron and photon:* The rate of energy injection (or extraction) per unit volume, ϵ_{comp} , can be expressed as [83]

$$\epsilon_{\text{comp}} = \frac{3}{2} n k_B \frac{x_e}{1 + x_e + f_{\text{He}}} \frac{8\sigma_T u_\gamma}{3m_e c} (T_\gamma - T_k) \quad (3.4)$$

with x_e , f_{He} , σ_T and u_γ denoting the free electron fraction, number of helium fraction, Thomson cross-section and the energy density of background photons respectively. In our analysis, we have considered $f_{He} = 0.08$ ¹ [85].

- ii) *X-ray heating*: The X-ray photons which are generally produced from galaxies and clusters can heat the intergalactic gas medium. The globally averaged energy injection density per unit time can be modeled as [80]

$$\epsilon_X = 3.4 \times 10^{33} f_{\text{heat}} f_X \frac{\dot{\rho}_*(z)}{M_{\text{sun}} \text{yr}^{-1} \text{Mpc}^{-3}} \text{J s}^{-1} \text{Mpc}^{-3} \quad (3.5)$$

where f_{heat} and f_X are respectively the X-ray heating fraction and the normalization factor that incorporates the difference between local and high redshift observations. $\dot{\rho}_*$ is the star formation rate density which has been modeled according to Ref. [82]. This star formation rate density has a key dependence on a fraction, f_* , which represents the fraction of gas collapsed into a star.

In our analysis, we have incorporated all the effects of the evolution of gas kinetic temperature via the publicly available code `RECFAST` [62]. For this we have modified the code as per our requirements so as to consistently incorporate the effects of the two models of our interest.

3.2 EDGES observation and role of the models

DM affects differential brightness temperature by injecting or absorbing the energy from the intergalactic gas by interacting with the visible sector. Depending on the DM model or the type of DM interaction, the amount of energy injection or absorption will be different. This largely affects the thermal evolution of the gas temperature for a particular set of astrophysical parameters. In the present analysis we have assumed a constant value of $f_* = 0.01$, which is in good agreement with radiation-hydrodynamic simulation for the high redshift galaxies [86, 87]. For f_X and f_{heat} we have taken some typical values, listed in Table 1, which are physical according to Refs. [80, 85, 88]. In Table 1 we have listed all the considered values of the parameters with references.

Parameter	Value	Ref.
f_*	0.01	[86, 87]
f_X	0.2	[85, 88]
f_{heat}	0.2	[80, 85]

Table 1: Considered astrophysical parameters.

3.2.1 SADM and heating of the gas

Let us now discuss the possible impact of the SADM model as discussed in Section 2.1 on 21-cm cosmology. From Fig. 1 it can be seen that the semi-annihilation channel of DM

¹From big bang nucleosynthesis (BBN) we have mass of helium fraction, $Y_{He} = 0.2449 \pm 0.0040$ [84]. Hence, we can approximately write $Y_{He} = \frac{M_{He}}{M_{He} + M_H} \approx 24\%$ where M is equal to the mass of atom (m) times number of the atom (N), with suffix bearing the usual meaning. As we know $m_{He} \approx 4m_H$, one can easily calculate $f_{He} = \frac{N_{He}}{N_{He} + N_H} \approx 8\%$.

causes an increase in the standard sector species by one. Hence, this semi-annihilation channel injects an amount of energy equal to $f \times 2M_{\text{DM}}$ into the standard sector, where f represents the fraction of energy transferred to the standard sector with the following constraint: $0 < f < 1$ ². Therefore, the rate of energy injection per unit volume can be expressed as³

$$\left. \frac{dE}{dV dt} \right|_{\text{SADM}} = 2f\rho_{\text{DM}}^2 \frac{\langle\sigma v\rangle_{\text{SADM}}}{M_{\text{DM}}}, \quad (3.6)$$

where ρ_{DM} is the density of DM, $\langle\sigma v\rangle_{\text{SADM}}$ is the velocity-weighted cross section for the semi-annihilation process which is considered $3 \times 10^{-26} \text{ cm}^3/\text{s}$, and M_{DM} is the mass of the DM particle. This energy injection is a function of the fractional energy transfer f . As a result, the evolution of differential brightness temperature T_{21} and its variation with redshift z will crucially depend on the value of f . This would be more transparent from Fig. 3.

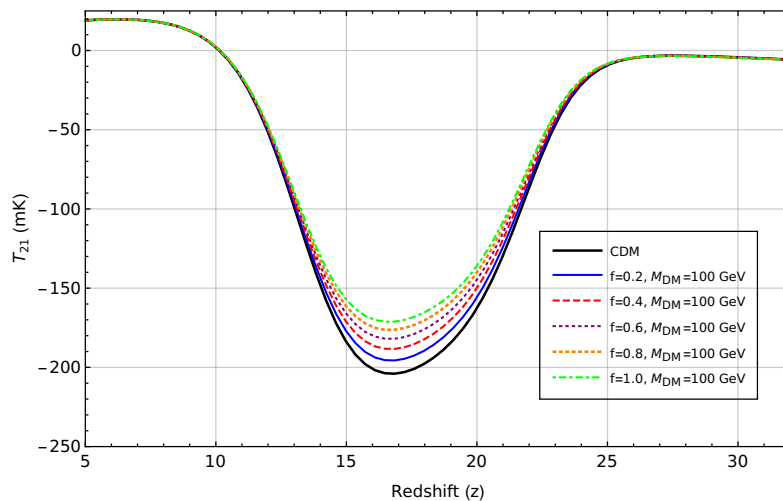


Figure 3: This figure represents the evolution of the brightness temperature (T_{21}) with respect to the redshift (z) around $z \sim 17$. It depicts that T_{21} increases with the increment of f and vice versa. In this analysis, we have considered $\langle\sigma v\rangle_{\text{SADM}} = 3 \times 10^{-26} \text{ cm}^3/\text{s}$.

Fig. 3 illustrates the variation of brightness temperature profile with respect to redshift. Let us particularly focus on the redshift $z \sim 17$ probed by EDGES. From the figure, it is evident that T_{21} increases with the increase of f , the fraction of heat exchange between the standard and dark sectors, thereby pushing it above ΛCDM . This in turn makes the situation relatively worse than ΛCDM if one tries to explain the observations from EDGES [18]. This is not a big surprise as such since this is more or less generic for standard, non-interacting CDM as well as most of the annihilating DM-SM channels, as has been investigated to some extent earlier [30–33]. In fact this may be a boon in disguise, as will be demonstrated in Section 3.3.

At this moment, however, we will try to see if there is any possibility of explaining the EDGES result [18] from the SADM model. For this, we need to consider an excess background radiation on top of the CMB, which is experimentally supported by the Absolute Radiometer

²The value $f = 1$ corresponds to the standard $2 \rightarrow 2$ DM annihilation scenario, in which both DM particles completely transfer their energy to the standard sector [89].

³To calculate the energy injection rate density, we have followed the prescription given in Ref. [89]

for Cosmology, Astrophysics and Diffuse Emission-2 (ARCADE-2) experiment [22, 24] and Long Wavelength Array (LWA1) experiment [23, 24]. For excess radiation, we have considered the following simple model proposed in Ref. [22]:

$$T(\nu) = T_{CMB} + \xi T_R \left(\frac{\nu}{\nu_0} \right)^\beta \quad (3.7)$$

where $T_R = 1.19 \pm 0.14$ K, $\beta = -2.62 \pm 0.04$ and $\nu_0 = 1$ GHz of this model are the fitting parameters [90] and ξ is the free parameter which controls the amount of excess radiation in the process.

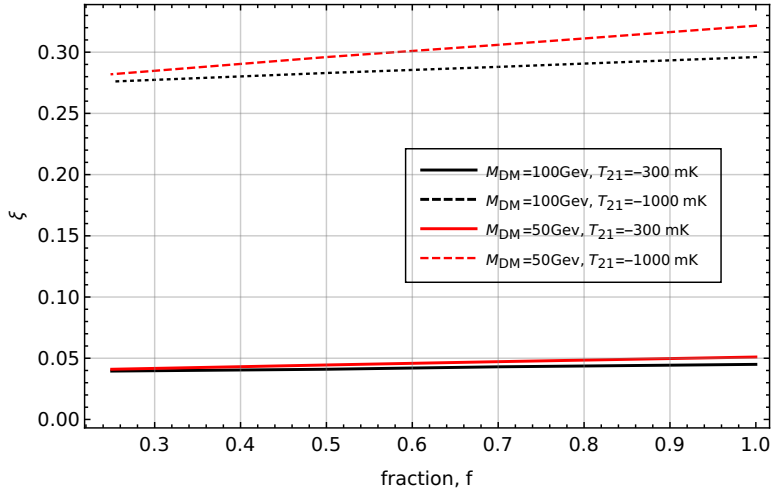


Figure 4: Variation of the amount of excess radiation, ξ w.r.t. energy injection fraction (f). Each of the curves represents the required amount of ξ to reach a desired amount of T_{21} for a particular value of f with a specific parameter space of self-annihilating DM

From Eq. (3.6) it is obvious that for fixed values of f and DM density, lower the mass of SADM greater is the amount of energy deposited to the intergalactic medium, thereby requiring larger amount of excess radiation in order to achieve the desired level of differential brightness temperature T_{21} and vice versa. This is depicted in Fig. 4 where we have chosen two extreme points of T_{21} , i.e., -300 mK and -1000 mK, according to the EDGES observation [18], for two specific values of DM mass 50 GeV and 100 GeV. The region in between the curves represents the allowed range of ξ , necessary to achieve the desired amount of T_{21} for a specific DM parameter space.

At the end, we can conclude that SADM model alone appears to fail in explaining the EDGES result [18], rather it exacerbates the situation compared to Λ CDM, as this mechanism always results in heating the gas. As in some other CDM models, this mechanism, when coupled with some excess radiation [22, 23], can perform better in addressing the EDGES dip. However, this, indeed, does not reflect the credibility of the SADM mechanism itself in addressing the EDGES result, rather the role of excess radio background becomes more prudent. For that matter, it is at par with other CDM models so far as EDGES data is concerned.

3.2.2 Co-SIMP DM-SM interaction and cooling of the gas

In Section 2.2 we have discussed a Co-SIMP (leptogenic) interaction that increases the number of DM particles by unity. Co-SIMP processes of this kind can be probed through terres-

trial searches such as Beam Dump experiments [58] etc. However, as mentioned earlier, such an interaction could also play a significant role in 21-cm cosmology. As will be discussed in this section, this role is quite distinctive in nature. As opposed to the DM (semi)-annihilation case, this process leads to the absorption of heat from the standard sector, resulting in a decrease in the differential brightness temperature. Consequently, this unique aspect of Co-SIMP models offers an explanation for the EDGES dip [18] without the need of any excess radio background, unlike the (S)ADM case. Thus, this model makes it possible to have a viable explanation of the dip of the EDGES in terms of leptogenic interaction [18] within the CDM framework.

In our analysis, instead of taking the conventional route of incorporating the effect of DM-SM interaction for getting the evolution of gas temperature [91], we have followed the energy-exchange approach between the dark and standard sectors according to Ref. [89]. As DM-SM interactions exchange energy between these two species, the evolution equations for the DM and SM species can be acquired from the conservation of the total energy density of the Universe as

$$\dot{\rho}_{\text{DM}} + 3H\rho_{\text{DM}} = aQ, \quad (3.8)$$

$$\dot{\rho}_{\text{SM}} + 3H\rho_{\text{SM}} = -aQ, \quad (3.9)$$

where an overdot represents a derivative with respect to cosmic time and Q represents the rate of exchange of energy density between the two species. Other terms in the expressions carry their usual meaning. As stated earlier, we have calculated the Q , according to the prescription given in Ref. [89], expressed as

$$Q \equiv \left. \frac{dE}{dV dt} \right|_{2 \rightarrow 3} = -\tilde{f} \sqrt{\frac{M_{\text{DM}} c^2}{(M_{\text{SM}} c^2)^3}} \sqrt{\rho_{\text{SM}}^3 \rho_{\text{DM}}} \langle \sigma v \rangle_{2 \rightarrow 3}, \quad (3.10)$$

where we have introduced \tilde{f} , which controls the amount of energy-exchange between DM and the intergalactic gas medium. This term is responsible for decreasing or increasing the gas temperature according to Eq. (3.3). Here, we have considered the range of \tilde{f} to be $0 < \tilde{f} < 2$ where the lower bound comes because of the presence of DM-SM interaction which is subject to exchange of energy between the two sectors and the upper bound illustrates the fact that this interaction process does not produce more than two DM particles. Similar to Eq. (3.3), energy transfer in Eq. (3.10) depends on the velocity-averaged interaction cross-section $\langle \sigma v \rangle_{2 \rightarrow 3}$. As the intergalactic gas medium gets heated up by various astrophysical processes, electrons in the medium with sufficient energy can inject energy to the dark sector via the prescribed Co-SIMP mechanism. Here, ρ and M carry the usual meaning. The overall negative sign in Eq. (3.10) depicts that the heat is absorbed by the dark sector from the standard sector.

Fig. 5 demonstrates the variation of the differential brightness temperature for the Co-SIMP interaction compared to the case of standard, non-interacting CDM represented by the black dashed line. In our analysis we have chosen an s -channel interaction resulting a constant value of $\langle \sigma v \rangle_{2 \rightarrow 3}$. To reconcile with the dip of the EDGES observation [18] we have obtained the velocity-weighted cross-section $\langle \sigma v \rangle_{2 \rightarrow 3}$, which should be approximately $1.5 \times 10^{-22} \text{ cm}^3/\text{s}$ with \tilde{f} spanning from 0.56 to 1.51 shown in Fig. 5 in colored band, which makes it possible to successfully explain the depth of the reported absorption feature from EDGES for Co-SIMP DM model by virtue of its intrinsic cooling effect.

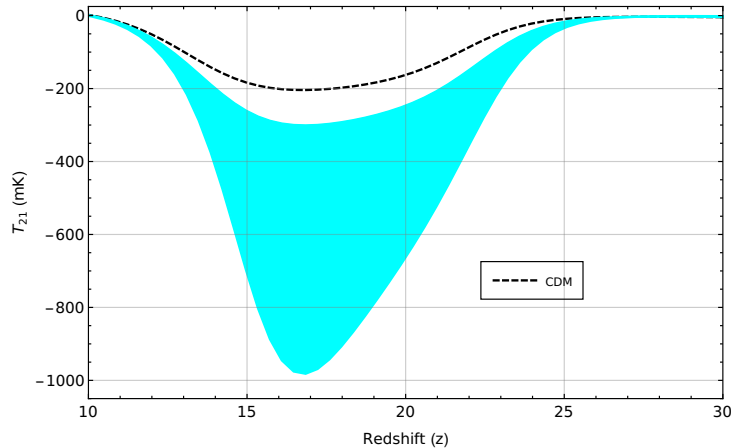


Figure 5: In this figure, the black dashed line shows the effect for the vanilla CDM model which acts a reference for the Co-SIMP process. The colored band represents the allowed region according to the observation made by the EDGES experiment [18]. This region is defined by values of \bar{f} ranging from 0.56 to 1.51 and is specified by $\langle\sigma v\rangle_{2\rightarrow 3} = 1.5 \times 10^{-22} \text{ cm}^3/\text{s}$.

Let us now reiterate the most salient point of the above analysis for the Co-SIMP model. The Co-SIMP model in terms of leptonic interaction, can explain the dip in the EDGES observation [18] without the need of any excess radiation, remaining within the domain of CDM. This, in our opinion, is very noteworthy and adds a new feather to the so-called “*Co-SIMP miracle*” proposed in [57]. On top of that, the rich structure of the model allows us to choose different sets of benchmark values of the model parameters and it does have further interesting consequences as will be discussed in the subsequent section.

3.3 Debate on EDGES and revival of Λ CDM-like features

So far we have been discussing the global 21-cm signal as measured by EDGES that cannot apparently be explained within the vanilla Λ CDM framework, and the possible role of a few interesting DM models in this context. According to the EDGES results, the global differential brightness temperature at the Cosmic Dawn era around $z \sim 17$ is measured to be $T_{21} = -500_{-500}^{+200}$ mK [18] which indicates the presence of non-standard interactions or exotic background radiation, which is more or less twice the value predicted by the standard Λ CDM model.

However, of late a debate is boiling on whether or not the EDGES results reveal the true global 21-cm signal at a redshift of $z \sim 17$. This is primarily because a similar mission named SARAS 3, has recently reported finding no evidence of such a signal [63, 64] at that redshift. SARAS 3 focused on a specific redshift range $z \sim 15 - 32$ [92, 93] which has some overlap with EDGES low-band experiment conducted within the redshift range $z \sim 13 - 27$ [18]. In brief, they claimed to have refuted the EDGES signal with 95.3% confidence level through an independent investigation, although the exact shape of the signal still remains uncertain.

Consequently, a substantial controversy surrounds the detection of a larger absorption signal by the EDGES experiment. There can be two possible directions to settle the issue. First, like the BICEP-2 Keck versus Planck debate on primordial gravitational waves, a possible approach to the present situation might be to engage in a joint analysis of the

measurement by EDGES and SARAS teams, including possible issues with statistical analysis as well as systematics. Secondly, an independent measurement by a third party at the same redshift range may also help in this regard to have an independent check. Future experiments (e.g., SKA [65], LuSEE Night [66], DAPPER [72], PRATUSH [73] etc.) may either validate the existence of a trough with an amplitude greater than the standard value⁴ of ~ 200 mK around $z \sim 17$ [19], or may not find any significant dip as such. Either way it could open up exciting new perspectives into the physics at this epoch. As of now, both options are wide open.

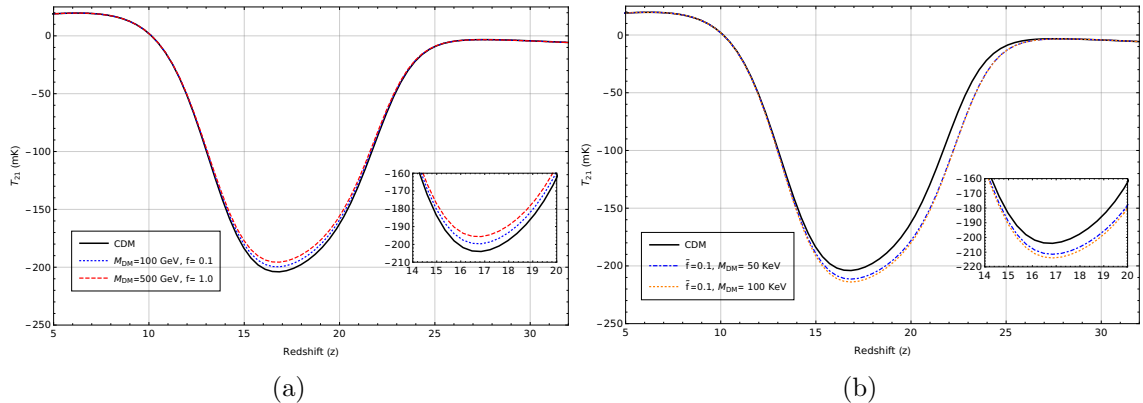


Figure 6: In both of the figures, the solid black line represents the Λ CDM scenario. *Left figure* illustrates the two scenarios which leads the SADM model towards vanilla Λ CDM scenario. For each set of SADM parameters we have considered $\langle\sigma v\rangle = 3.0 \times 10^{-26}$ cm³/s. In the *Right figure* we have depicted two sets of parameters for $2 \rightarrow 3$ Co-SIMP scenario which shows similar behavior as the Λ CDM scenario. For both scenarios we have considered $\langle\sigma v\rangle_{2 \rightarrow 3} = 1.0 \times 10^{-22}$ cm³/s.

At this crucial juncture whatever model(s) one proposes in order to explain the dip, one should at the same time examine if the model can help in reviving the features close to Λ CDM. While a trivial approach to this is to switch off the effect of the model at the input level, a wiser approach might be to find out the sustainability of the model(s) against future data. Keeping this in mind, we have tried to see if we can get back Λ CDM-like features from the \mathbb{Z}_3 symmetric models of our consideration, without switching off their effects a priori.

Although for certain values of the parameters our chosen DM models can address the dip in the EDGES observation, they can exhibit behavior close to standard Λ CDM for some other choices of model parameters as shown in Fig. 6. Fig. 6a illustrates how an increment of DM mass or a decrement of cross-section drives the SADM model towards Λ CDM scenario (In Fig. 6a, we have plotted for different benchmark values). On the other hand in Fig. 6b, we have shown the plots for two sets of benchmark values for which Co-SIMP shows close to Λ CDM behavior⁵. Of course, the exercise can be performed with other set of values as well, and the difference from Λ CDM would be subject to the sensitivity of the instrument concerned. Given the relatively large error bar for EDGES, the major challenge any future mission has to face is to arrive at a very precise value for the differential brightness tem-

⁴By ‘standard’ we have meant the value associated to Λ CDM scenario.

⁵The considered benchmark values of the DM models are well justified. The allowed mass range of SADM is same as standard WIMP varying from within GeV to TeV mass range [46, 47, 51]. On the other hand, the considered mass for the Co-SIMP model is also consistent with its feasible mass range [57, 58].

perature at $z \sim 17$ and around. While that may not be guaranteed at this moment, that our models do have the potential to deviate from Λ CDM by a considerable amount and also show close to Λ CDM-like behavior, due to the flexibility of the parameters concerned, makes it a strong case for them in the context of cosmology. Hence, even if the current findings from the EDGES observation are to be reassessed or revised due to some reasons [64, 94, 95], our chosen models would remain viable and relevant in the field of cosmology. These models offer alternative explanations and possibilities, demonstrate their resilience and continued relevance within the context of cosmological investigations.

4 Possible reflections on Dark Ages

As we find interesting features of these models at Cosmic Dawn, it is intriguing to investigate if there are any other non-trivial signatures of these models at any other era. To this end, our point of interest in this section would be even higher redshifts and probe the Dark Ages [96]. This era, which represents the epoch between last scattering of cosmic photons with baryons and formation of first stars ($1100 \gtrsim z \gtrsim 30$), is still a relatively less explored era with huge prospects. As in this era the Universe is solely dominated by neutral hydrogen free of any significant astrophysical interference as such, this epoch can emerge as a marvelous probe of the nature of DM. Recognizing the significance of this epoch, such as experiments like LuSEE Night [66], PRATUSH [73], etc. have been proposed with the hope of probing the Universe up to $z \sim 100$. Hence a search for possible reflections of our models on the Dark Ages would not only lead to interesting findings but also act as an additional probe of these DM models.

With this in mind, we have investigated the role of both of the DM models of our consideration during this era. In Fig. 7 we have depicted their effects around $z \sim 85$ via the variation of differential brightness temperature with respect to redshift, keeping consistency with bounds on the model parameters as obtained from the global 21-cm signal in Sec. 3.2.2. Fig. 7a and Fig. 7b demonstrate the effects of SADM and Co-SIMP models respectively. For

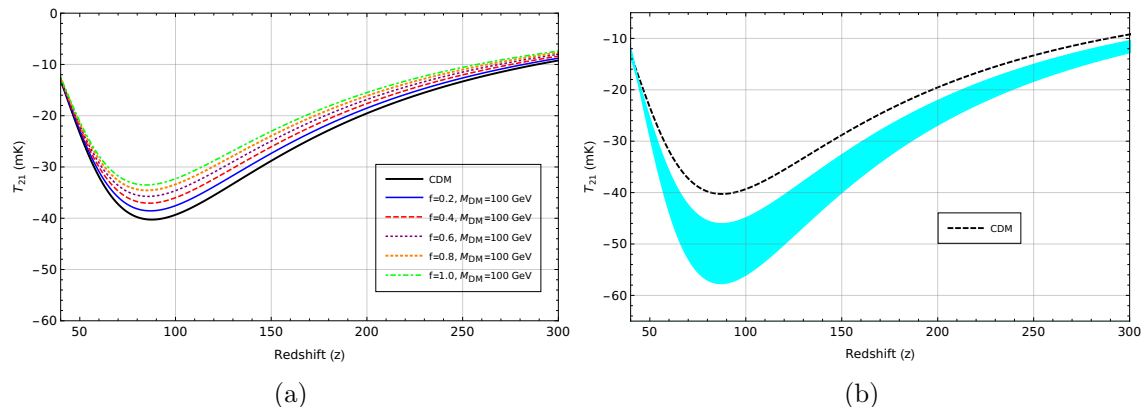


Figure 7: Both figures are representative of the variation of differential brightness temperature w.r.t. redshift around redshift $z \sim 85$. *Left figure* illustrates the behavior for SADM case for different values of f compared with the CDM case. *Right figure* depicts the same but for the Co-SIMP interaction. Here, the colored band represents the range of f allowed by the depth reported by EDGES measurement [18], specified by $\langle \sigma v \rangle_{2 \rightarrow 3} = 1.5 \times 10^{-22} \text{ cm}^3/\text{s}$ which is compared with the CDM case depicted by black dashed line in figure.

the case of SADM (Fig. 7a), we have turned off the effect of excess radio background at

$z = 20$. This rise of the excess radiation can be physically explained by a rapid heating via cosmic rays [97] or a transient population of Pop-III stars [98]. Hence, at redshift around $z \sim 85$, there will be no effect of excess radiation and the Dark Ages reflect the pure flavor of DM at that era. Fig. 7a reveals that the differential brightness temperature decreases with the increase of f . This is quite expected, as any increase in f induces more absorption of energy by the gas from DM. On the other hand, the colored band in Fig. 7b represents the variation of \tilde{f} as allowed by the depth as per the EDGES observation (recall Sec. 3.2.2). For this figure, it transpires that the differential brightness temperature decreases with an increase of \tilde{f} . From a physical perspective, this can be readily explained, as an increase in \tilde{f} induces energy transfer from the gas to the dark species (evident from Eq. 3.10) for this case.

Both of the figures reflect that the chosen DM models have the potential to exhibit a considerable amount of deviation from the standard Λ CDM scenario but in mutually opposite directions. Nevertheless, it also manifests in the form of significant difference between the two \mathbb{Z}_3 symmetric models under consideration, thereby making this era potentially more interesting. This fact opens up the possibility of probing these DM models in future experiments [66, 72, 73] dedicated to the Dark Ages. For sure, whether or not the differences fall within the instrumental sensitivities of particular missions is subject to further investigation. However, that we have a couple of models in our hand that can successfully explain the global 21-cm signal at $z \sim 17$ (or absence of it) and at the same time leave non-trivial imprints at Dark Ages, is indeed an interesting revelation that calls for further study with these models for the sake of next-generation cosmology and particle physics.

5 Consistency check with other cosmological observations

Having demonstrated the possible role of SADM and Co-SIMP DM models on the Cosmic Dawn as well as Dark Ages, we are now in a position to check whether or not the models are consistent with the currently available cosmological datasets from other observations. This exercise has a two-fold motivation. Firstly in order for a prospective model to survive, it must pass through the experimental tests of data available from all possible eras. Secondly, it may act as an additional window to corroborate the models with observations other than 21-cm observation.

To this end, we have first examined possible effects of those DM models on the CMB TT power spectra and matter power spectra as well as on BAO surveys. The CMB TT spectra are primarily influenced by temperature fluctuations, which arise from density perturbations thereby reflecting on the gravitational potential ψ at the last scattering surface. These models alter the number of DM particles and also introduce a DM-SM interaction cross-section, which may reflect on density perturbations and velocity drag. However, since SADM essentially matches with standard non-interacting CDM at relatively higher redshifts, the perturbation equations for SADM would effectively boil down to that of CDM and one would expect that it would automatically be consistent with CMB and BAO data.

The effects of Co-SIMP DM on perturbation equations could be rather non-trivial. So to reduce excess notation, from now we will use $\langle\sigma v\rangle$ instead of $\langle\sigma v\rangle_{2\rightarrow 3}$ to represent the velocity-averaged Co-SIMP interaction cross-section. In Newtonian gauge, the perturbation

equations for Co-SIMP DM is modified to:

$$\begin{aligned} \dot{\delta}_{\text{DM}} = & -\theta_{\text{DM}} + 3\dot{\phi} + 2a^2\psi\sqrt{\frac{M_{\text{DM}}}{M_{\text{SM}}^3}}\sqrt{\frac{\rho_{\text{SM}}^{3(0)}}{\rho_{\text{DM}}^{(0)}}}\langle\sigma v\rangle\tilde{f} - \frac{1}{2}a^2\delta_{\text{DM}}\sqrt{\frac{M_{\text{DM}}}{M_{\text{SM}}^3}}\sqrt{\frac{\rho_{\text{SM}}^{3(0)}}{\rho_{\text{DM}}^{(0)}}}\langle\sigma v\rangle\tilde{f} \\ & + a^2\sqrt{\frac{M_{\text{DM}}}{M_{\text{SM}}^3}}\sqrt{\frac{\rho_{\text{SM}}^{3(0)}}{\rho_{\text{DM}}^{(0)}}}\delta\langle\sigma v\rangle\tilde{f} + \frac{3}{2}a^2\sqrt{\frac{M_{\text{DM}}}{M_{\text{SM}}^3}}\sqrt{\frac{\rho_{\text{SM}}^{3(0)}}{\rho_{\text{DM}}^{(0)}}}\delta_{\text{SM}}\langle\sigma v\rangle\tilde{f} \end{aligned} \quad (5.1a)$$

$$\dot{\theta}_{\text{DM}} = -H\theta_{\text{DM}} + k^2\psi - a^2\theta_{\text{DM}}\sqrt{\frac{M_{\text{DM}}}{M_{\text{SM}}^3}}\sqrt{\frac{\rho_{\text{SM}}^{3(0)}}{\rho_{\text{DM}}^{(0)}}}\langle\sigma v\rangle\tilde{f} \quad (5.1b)$$

$$\begin{aligned} \dot{\delta}_{\text{SM}} = & -\theta_{\text{SM}} + 3\dot{\phi} - 2a^2\psi\sqrt{\frac{M_{\text{DM}}}{M_{\text{SM}}^3}}\sqrt{\rho_{\text{SM}}^{(0)}\rho_{\text{DM}}^{(0)}}\langle\sigma v\rangle\tilde{f} - \frac{1}{2}a^2\sqrt{\frac{M_{\text{DM}}}{M_{\text{SM}}^3}}\sqrt{\rho_{\text{SM}}^{(0)}\rho_{\text{DM}}^{(0)}}\langle\sigma v\rangle\delta_{\text{SM}}\tilde{f} \\ & - a^2\sqrt{\frac{M_{\text{DM}}}{M_{\text{SM}}^3}}\sqrt{\rho_{\text{SM}}^{(0)}\rho_{\text{DM}}^{(0)}}\delta\langle\sigma v\rangle\tilde{f} - \frac{1}{2}a^2\sqrt{\frac{M_{\text{DM}}}{M_{\text{SM}}^3}}\sqrt{\rho_{\text{SM}}^{(0)}\rho_{\text{DM}}^{(0)}}\delta_{\text{DM}}\langle\sigma v\rangle\tilde{f} \end{aligned} \quad (5.1c)$$

$$\dot{\theta}_{\text{SM}} = k^2\psi - H\theta_{\text{SM}} + c_s^2k^2\delta_{\text{SM}} + \frac{4\rho_{\gamma}^{(0)}}{3\rho_{\text{SM}}^{(0)}}an_e\sigma_T(\theta_{\gamma} - \theta_{\text{SM}}) + a^2\theta_{\text{SM}}\sqrt{\frac{M_{\text{DM}}}{M_{\text{SM}}^3}}\sqrt{\rho_{\text{SM}}^{(0)}\rho_{\text{DM}}^{(0)}}\langle\sigma v\rangle\tilde{f} \quad (5.1d)$$

where zero in the prefix represents the background (i.e. unperturbed) quantity. For simplicity to parameterize the interaction cross-section $\langle\sigma v\rangle$ in a dimensionless form, we have introduced a parameter Γ_{int} , defined as

$$\sqrt{\frac{M_{\text{DM}}/M_{\text{DM}}^{(r)}}{M_{\text{SM}}^3/M_{\text{SM}}^{3(r)}}\frac{\langle\sigma v\rangle}{\langle\sigma v\rangle^{(r)}}} \equiv \Gamma_{\text{int}}, \quad (5.2)$$

with $M_{\text{DM}}^{(r)} = 100$ keV, $M_{\text{SM}}^{(r)} = 500$ keV and $\langle\sigma v\rangle^{(r)} = 3 \times 10^{-26}$ cm³/s⁶. Hence, in this model we introduce two additional parameters, \tilde{f} and Γ_{int} on top of the 6 parameters of standard Λ CDM scenario. To investigate their effects on power spectra, we have implemented necessary modifications to the publicly available code CLASS [74]. Furthermore, we have utilized publicly available MontePython code [75], which employs the MCMC algorithm, to corroborate the model with (6+2)-parameter setup separately using the Planck 2018 (high- l TT+TE+EE, low- l TT, low- l EE) and Planck 2018+BAO datasets.

5.1 Likelihood analysis with Planck 2018 and BAO

In our cosmological analysis, we have considered a comprehensive set of parameters comprising of standard 6 cosmological parameters: $\{\omega_b, \omega_{\text{dm}}, \theta_s, n_s, A_s, \tau_{\text{reio}}\}$ and two additional parameters: $\{\Gamma_{\text{int}}, \tilde{f}\}$. Attempting to comment on the performance of the model, we have performed MCMC analyses utilizing two datasets separately: the Planck 2018 dataset (high- l TT+TE+EE, low- l TT, low- l EE) and the Planck 2018+BAO dataset. In Table 2, we have displayed the priors for the (6+2) model parameters.

⁶Here by the prefix ‘ r ’, we mean that we have set some reference value of the quantity. A constant multiplicative factor 2.39×10^{-25} is needed in front of every modifications in the code of CLASS [74] to introduce the dimensionless parameter Γ_{int} . This pre-factor ensures dimensional compatibility with the CLASS [74] code.

Parameter	Prior
100 ω_b	Flat, unbounded
ω_{dm}	Flat, unbounded
100 θ_s	Flat, unbounded
$\ln(10^{10} A_s)$	Flat, unbounded
n_s	Flat, unbounded
τ_{reio}	Flat, unbounded
Γ_{int}	Flat, $4.47 \times 10^4 \rightarrow 4.47 \times 10^{12}$
\tilde{f}	Flat, $0 \rightarrow 2$

Table 2: Priors of the (6+2) parameters used for MCMC analysis.

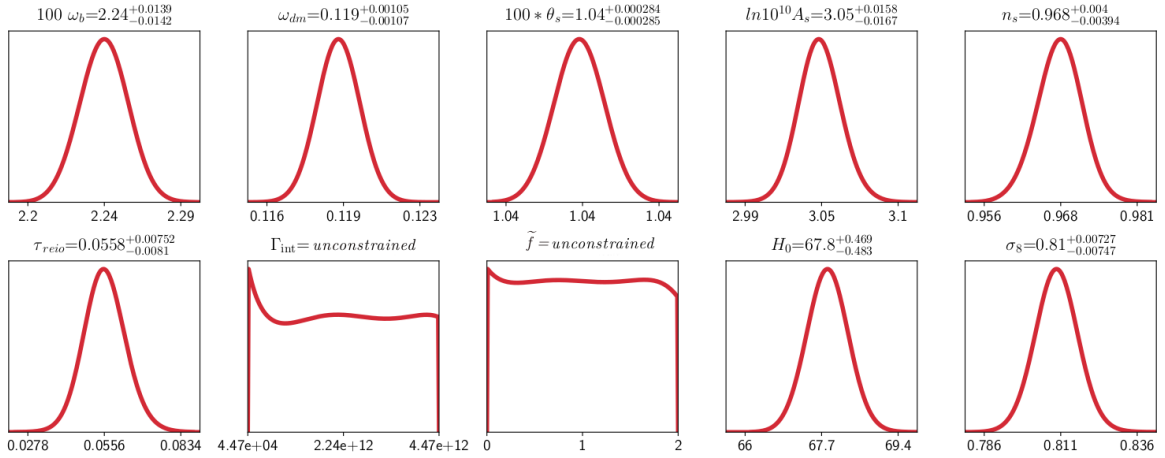


Figure 8: 1-d posterior distributions for our 6+2 model $\{\omega_b, \omega_{\text{dm}}, \theta_s, n_s, A_s, \tau_{\text{reio}}, \Gamma_{\text{int}}, \tilde{f}\}$ considering Planck 2018 dataset (high- l TT+TE+EE, low- l TT, low- l EE). The two new parameters remain unconstrained while the standard 6 parameters exhibit constraints close to Λ CDM values.

As already mentioned, we have utilized modified versions of CLASS [74] and MontePython code [75] to examine potential effects of the model parameters on the power spectra. Fig. 8 and Fig. 9 display the 1-dimensional posterior distributions for these (6+2) model parameters for Planck 2018 and Planck 2018+BAO datasets respectively. The figures reveal that the two new parameters (Γ_{int} and \tilde{f}) remain mostly unconstrained by the datasets while the standard 6 parameters exhibit constraints close to Λ CDM values.

As these 1-dimensional plots show that the posterior distributions for the two new parameters are nearly flat, we have shown 2-dimensional distributions only for the 6 parameters for both of the datasets in Fig. 10 and Fig. 11. As expected, the bounds on the standard 6 parameters are seen to be effected very little upon opening up these two parameters as one can see from Table 3, where we have shown the results of our analysis compared with the latest Planck-2018 analysis [76]. Further, the major results of the MCMC analysis for Co-SIMP model are summarized in Table 3 which illustrates the key statistical results for the posterior distributions for the considered datasets, namely the mean values of the parameters along with 68% C.L.

That the two additional parameters for our model cannot be constrained either by

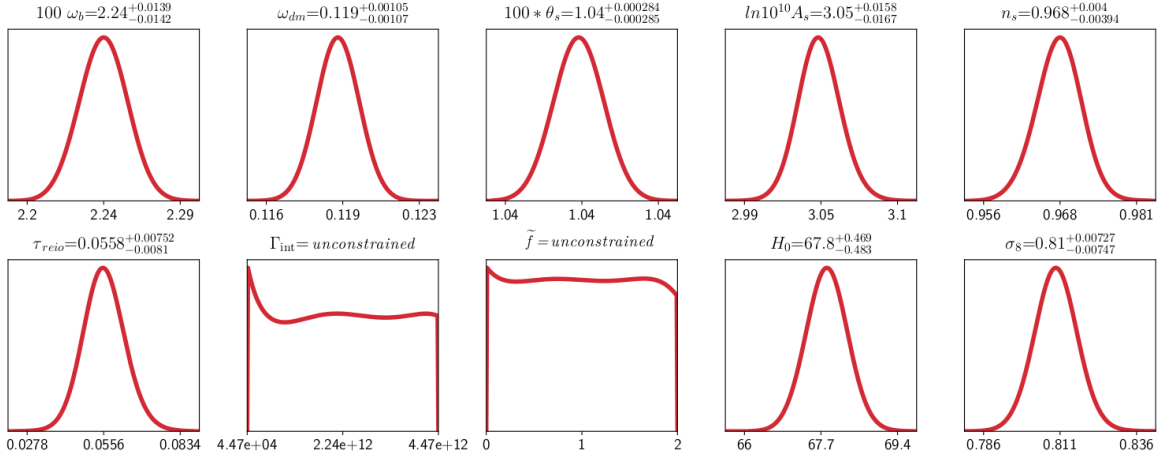


Figure 9: 1-d posterior distributions for our 6+2 model $\{\omega_b, \omega_{\text{dm}}, \theta_s, n_s, A_s, \tau_{\text{reio}}, \Gamma_{\text{int}}, \tilde{f}\}$ considering Planck 2018+BAO dataset. As in Fig. 8, the two new parameters remain unconstrained while the standard 6 parameters exhibit constraints close to Λ CDM values.

Parameter	Planck 2018		Planck 2018+BAO	
	Co-SIMP	Λ CDM	Co-SIMP	Λ CDM
	mean $\pm \sigma$	mean $\pm \sigma$	mean $\pm \sigma$	mean $\pm \sigma$
$100 \omega_b$	2.237 ± 0.015	2.236 ± 0.015	2.245 ± 0.014	2.242 ± 0.014
ω_{dm}	0.1201 ± 0.0014	0.1202 ± 0.0014	0.1191 ± 0.0011	0.11933 ± 0.00091
$100 \theta_s$	$1.042^{+0.0003}_{-0.00031}$	1.04090 ± 0.00031	1.042 ± 0.00028	1.04101 ± 0.00029
$\ln(10^{10} A_s)$	$3.046^{+0.016}_{-0.017}$	3.045 ± 0.016	$3.046^{+0.016}_{-0.017}$	3.047 ± 0.014
n_s	$0.9654^{+0.0044}_{-0.0046}$	0.9649 ± 0.0044	$0.9681^{+0.004}_{-0.0039}$	0.9665 ± 0.0038
τ_{reio}	$0.0547^{+0.0076}_{-0.0083}$	$0.05578^{+0.0070}_{-0.0081}$	$0.05578^{+0.0075}_{-0.0081}$	0.0561 ± 0.0071
Γ_{int}	—	—	—	—
\tilde{f}	—	—	—	—
H_0	$67.35^{+0.61}_{-0.63}$	67.27 ± 0.60	$67.81^{+0.47}_{-0.48}$	67.66 ± 0.42
σ_8	$0.8122^{+0.0074}_{-0.0078}$	0.8120 ± 0.0073	$0.8096^{+0.0073}_{-0.0075}$	0.8111 ± 0.0060

Table 3: Statistical results for our 6+2 model $\{\omega_b, \omega_{\text{dm}}, \theta_s, n_s, A_s, \tau_{\text{reio}}, \Gamma_{\text{int}}, \tilde{f}\}$ considering Planck 2018 (high- l TT+TE+EE, low- l TT, low- l EE) and Planck 2018+BAO datasets. Except these parameters, we have also shown the statistical values of H_0 and σ_8 in this table. Additionally we have shown a comparison between Co-SIMP results and latest Planck-2018 results [76], which points out that Co-SIMP model is well consistent with the latest Planck-2018 results [76], indicating that Co-SIMP model retains the success of Λ CDM at large scale.

Planck 2018 or by Planck 2018+BAO dataset is not a big surprise as such. The Co-SIMP model successfully explains the dip in EDGES observation [18] by virtue of interaction between DM and energetic electrons, which is significantly dominant at the intermediate redshifts due to astrophysical effects (as discussed in section 3.2.2). At the CMB scale however,

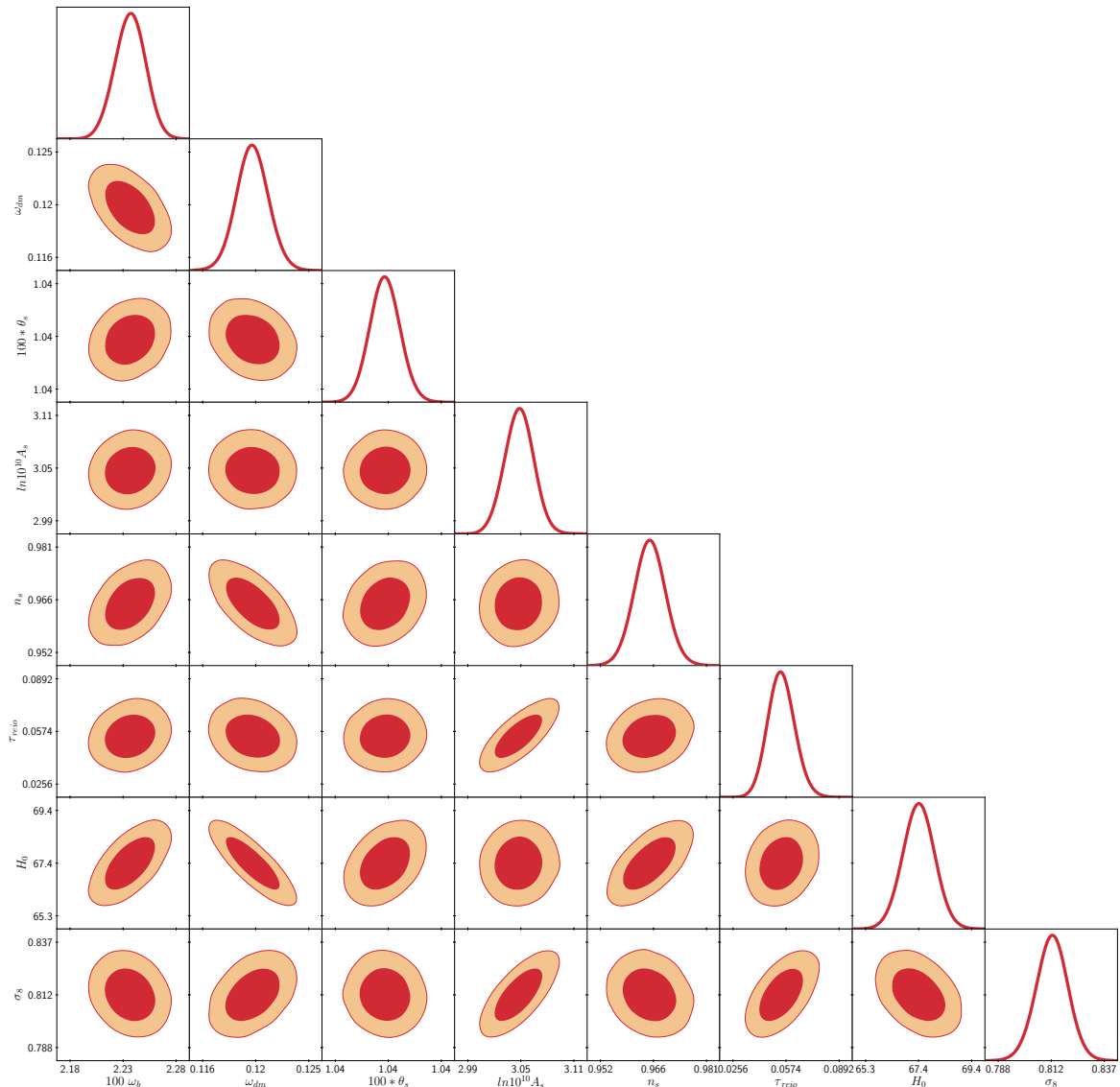


Figure 10: 2-d posterior distribution for our 6 parameters $\{\omega_b, \omega_{\text{dm}}, \theta_s, n_s, A_s, \tau_{\text{reio}}\}$ considering Planck 2018 dataset.

due to the absence of astrophysical effects, a much smaller amount of energetic electrons will be available compared to intermediate redshifts. This leads to a nominal Co-SIMP process which is not expected to leave much trace during this epoch, leading to a flat posteriors for the additional parameters that characterize the Co-SIMP process, and almost the same constraints on the rest of the parameters as in Λ CDM. On the other hand, the BAO dataset is mainly sensitive to the total matter content of the Universe and the matter density contrast. In our analysis, the DM-SM interaction does not alter any of them significantly. Hence, the new parameters should not have significant dependence on the BAO dataset, and the values of the other cosmological parameters, including H_0 and σ_8 , are not expected to deviate significantly from the Λ CDM scenario.

One needs to keep in mind that, in this article, our target was not to put constraints

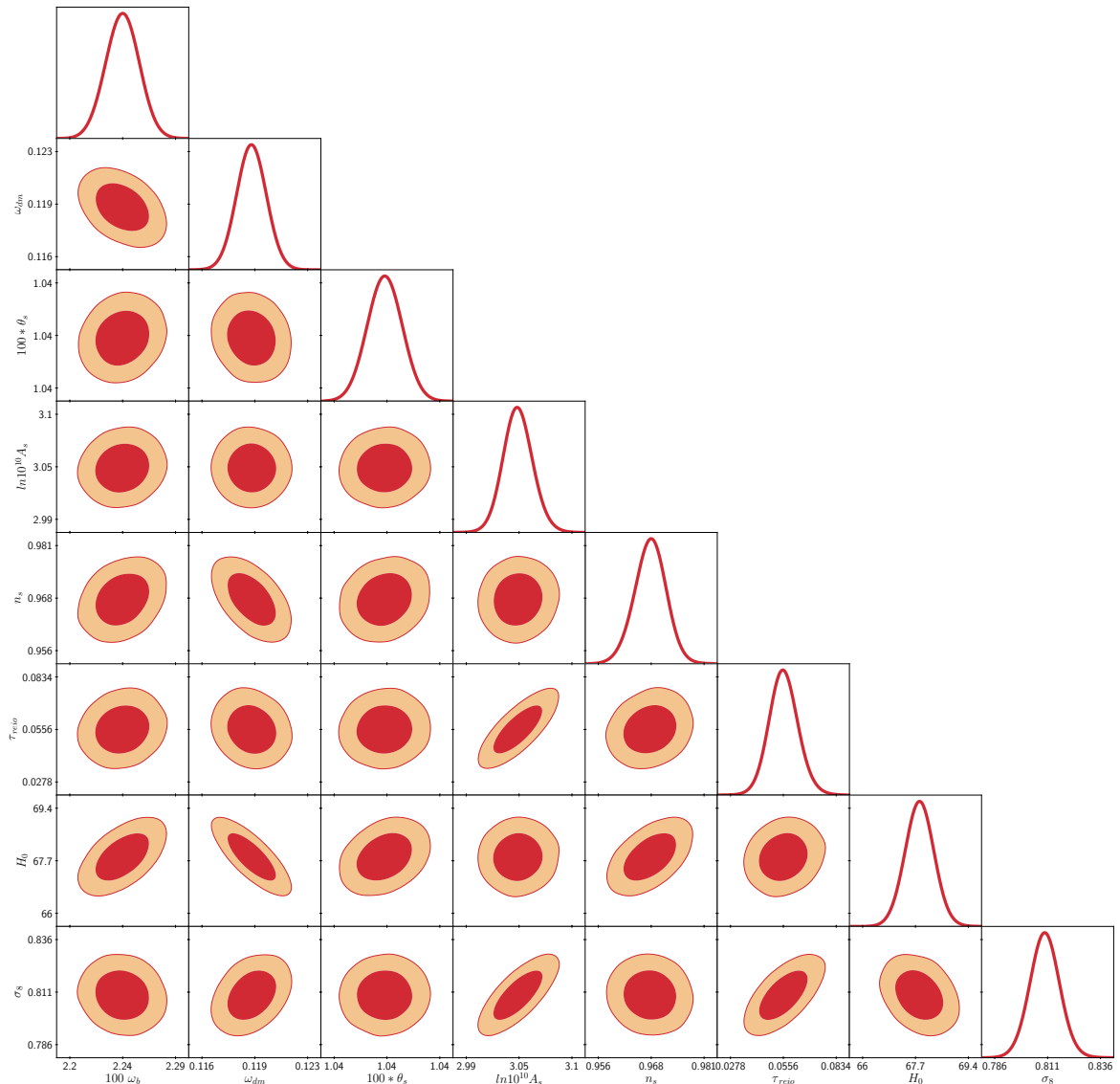


Figure 11: 2-d posterior distribution for our 6 parameters $\{\omega_b, \omega_{dm}, \theta_s, n_s, A_s, \tau_{reio}\}$ considering Planck 2018+BAO dataset.

on the two additional parameters from the model, but to check if the values of the model parameters, as obtained from the global 21-cm signal, lead to any inconsistency whatsoever at the CMB and BAO scales against the available data. That we indeed have constraints on the other cosmological parameters as expected from our understanding of cosmology, together with the fact that no additional tension appears for the two new model parameters, allows us to conclude that the model with interesting features at the reionization era is quite consistent with other cosmological data from other epochs. If, however, one wants to explore the possibility of constraining any of these two additional parameters from CMB and BAO, an interesting option may be to include the effective number of neutrino species N_{eff} on top of the (6+2) parameters in this scenario. It has been shown to provide additional constraints on low mass Co-SIMP DM which can, however, be circumvented by additional sterile neutrino

species consistent with CMB and BBN [57].

Further, in order to demonstrate the prospects of N_{eff} in the present scenario as predicted above, we have extended the previous MCMC analysis for the Co-SIMP model by including N_{eff} as an additional free parameter, thereby making it a (6+3)-parameter analysis that includes 6 cosmological parameters $\{\omega_b, \omega_{\text{dm}}, \theta_s, n_s, A_s, \tau_{\text{reio}}\}$ and 3 additional parameters: $\{\Gamma_{\text{int}}, \tilde{f}, N_{\text{eff}}\}$ for Planck 2018 (high- l TT+TE+EE, low- l TT, low- l EE) dataset. We have chosen a flat prior for N_{eff} ranging from 2.0 to 5.5. Priors for the other parameters are as same as mentioned in Table 2.

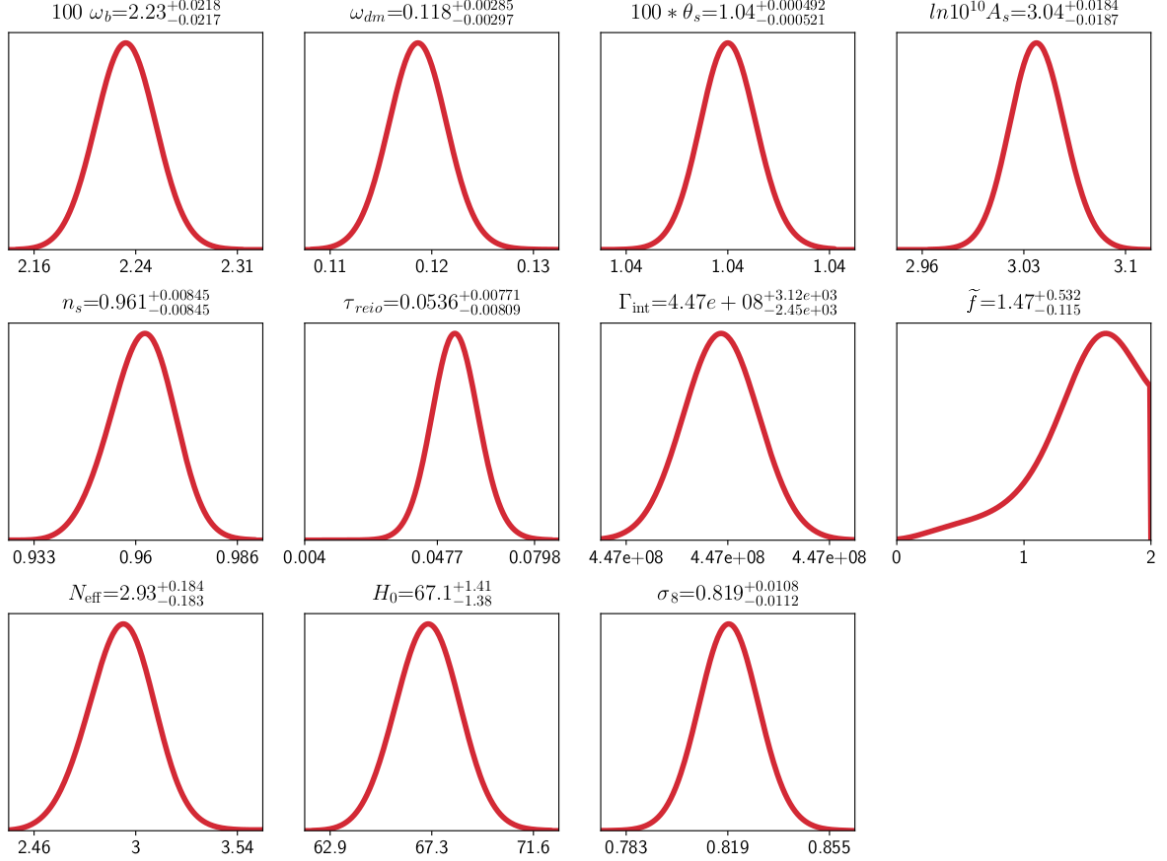


Figure 12: 1-d posterior distributions for our 6+3 model $\{\omega_b, \omega_{\text{dm}}, \theta_s, n_s, A_s, \tau_{\text{reio}}, \Gamma_{\text{int}}, \tilde{f}, N_{\text{eff}}\}$ considering Planck 2018 dataset (high- l TT+TE+EE, low- l TT, low- l EE). Additionally we have included the distribution of H_0 and σ_8 .

In Table 4 we have summarized the statistical results of the analysis. 1-d (Fig. 12) and 2-d posterior distribution (Fig. 13) justify that opening up effective number of neutrino species on top the (6+2) parameters in MCMC runs, indeed helps us in constraining the Co-SIMP model parameters to some extent along with producing consistent results for N_{eff} and other parameters, as predicted.

In a nutshell, the above analysis reassures that the model is consistent with the latest Planck-2018 analysis [76], as well as the physical processes under consideration, and at the same time can exhibit interesting features during the reionization epoch. Moreover, this analysis is important for a consistency check with the different cosmological datasets and it is found that our chosen model is well consistent with those observations.

Parameter	Best-fit value	mean $\pm\sigma$
100 ω_b	2.202	2.228 ± 0.022
ω_{dm}	0.1144	$0.1183^{+0.0029}_{-0.003}$
100 * θ_s	1.043	$1.042^{+0.00049}_{-0.00053}$
$\ln 10^{10} A_s$	3.025	$3.039^{+0.018}_{-0.019}$
n_s	0.9561	0.961 ± 0.0085
τ_{reio}	0.05308	$0.05356^{+0.0077}_{-0.0081}$
Γ_{int}	$4.47e + 08$	$4.47e + 08^{+3.1e+03}_{-2.4e+03}$
\tilde{f}	1.88	$1.48^{+0.52}_{-0.1}$
N_{eff}	2.683	$2.926^{+0.19}_{-0.18}$
H_0	65.61	67.09 ± 1.4
σ_8	0.8082	0.8193 ± 0.011

Table 4: Statistical result for the 6+3 model $\{\omega_b, \omega_{\text{dm}}, \theta_s, n_s, A_s, \tau_{\text{reio}}, \Gamma_{\text{int}}, \tilde{f}, N_{\text{eff}}\}$ considering Planck 2018 dataset (high- l TT+TE+EE, low- l TT, low- l EE). Except these parameters we have also displayed the statistical values of H_0 and σ_8 in this table.

6 Summary and future directions

This article discusses the prospects of \mathbb{Z}_3 symmetric DM models in the light of recent cosmological data. The models under consideration namely the SADM and $2 \rightarrow 3$ Co-SIMP interaction between DM and SM, have been receiving a growing attention in recent times in the context of particle physics but their cosmological implications are yet unexplored. We have analyzed the effects of these DM models during the era known as Cosmic Dawn, with a specific emphasis on addressing the observed first trough (around $z \sim 17$) of the differential brightness temperature from the EDGES experiment [18] using the publicly available code RECFAST [62]. We have shown that the SADM model cannot explain the observed absorption feature. Although with the aid of an excess of radio background [22, 23, 25] the observed dip can be achieved using SADM model, it does not reflect credibility of the SADM mechanism. In contrast, the Co-SIMP interaction model shows promise in explaining the depth reported by the EDGES observation by virtue of its cooling properties without the need of any additional radio background. This feature makes Co-SIMP models stand out, offering a promising explanation in terms of leptonic interaction with DM for the EDGES observation while operating within the framework of CDM. Further, in order to address the ongoing debate [64, 94, 95] with the global 21-cm signal observed by EDGES [18], we have shown that our chosen model will still remain viable even if the EDGES results need to be reassessed.

Furthermore, we have conducted a consistency check to ensure the compatibility of our models with other cosmological observations. The publicly available code CLASS [74] (with necessary modifications so as to fit our perturbation equations) and MCMC code Montepython [75] have been utilized to corroborate the DM models with the latest CMB and BAO observations, separately for Planck 2018 alone and Planck 2018+BAO datasets. This allows for a comprehensive examination of the parameter space for the concerned DM models

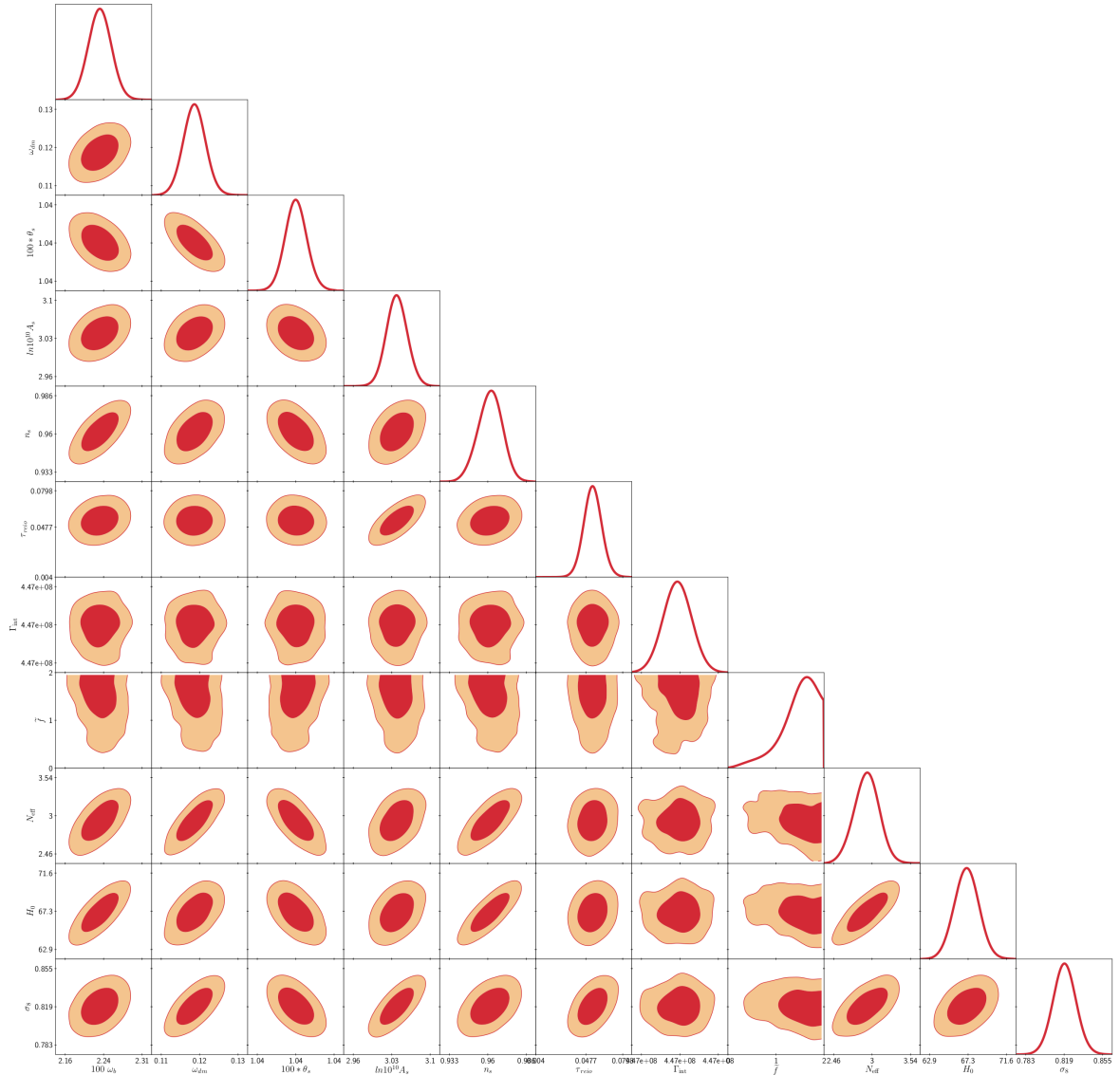


Figure 13: 2-d posterior distributions for our 6+3 model $\{\omega_b, \omega_{dm}, \theta_s, n_s, A_s, \tau_{reio}, \Gamma_{int}, \tilde{f}, N_{eff}\}$ using Planck 2018 dataset (high- l TT+TE+EE, low- l TT, low- l EE).

and their compatibility with observational data. MCMC results illustrate that our chosen models do not significantly affect the CMB and BAO scales, with the standard 6 parameters getting close to Λ CDM values leading to no contradiction among different observations for these two models. We have also performed the MCMC analysis by opening up effective number of neutrino as an additional free parameter, employing solely the Planck 2018 dataset and demonstrated the prospects of N_{eff} in constraining the model parameters. A further analysis on the intermediate redshifts, e.g., during the Dark Ages, reveals that these models exhibit distinctive characteristics, setting them apart not only from the standard Λ CDM scenario but also from each other. These distinctive features can serve as crucial indicators to distinguish between different DM models with the aid of future observations.

The findings of this study have implications for future experimental investigations. Upcoming Dark Ages experiments like LuSEE Night [66], PRATUSH [73], etc., designed to probe the Universe at redshifts around 100, can serve as an exciting platform to further constrain and scrutinize the proposed DM models. A brief analysis towards this direction has been reported in the present article. However, a rigorous investigation of these models focusing on Dark Ages is yet to be done. Also the upcoming CMB experiments (e.g. LiteBIRD [99, 100], CMB-S4 [101, 102], etc.), Large Scale Structure (LSS) experiments (e.g. Euclid [103], Dark Energy Spectroscopic Instrument (DESI) [104, 105], etc.) have tremendous potential of exploring the DM models and provide more constraints on the model parameters, allowing for a more comprehensive examination of the DM models with \mathbb{Z}_3 symmetry in future. We hope to explore some of them in near future.

Acknowledgments

The authors gratefully acknowledge the use of publicly available codes RECFAST [62], CLASS [74], MontePython [75] and thank the computational facilities of the Indian Statistical Institute, Kolkata. DP and AD thank ISI Kolkata for financial support through Senior Research Fellowship. ADB acknowledges financial support from DST, India, under grant number IFA20-PH250 (INSPIRE Faculty Award). SP thanks the Department of Science and Technology, Govt. of India for partial support through Grant No. NMICPS/006/MD/2020-21.

References

- [1] R. A. Flores and J. R. Primack, *Observational and theoretical constraints on singular dark matter halos*, *The Astrophysical Journal Letters* **427** (1994) L1 [[astro-ph/9402004](#)].
- [2] S.-H. Oh, C. Brook, F. Governato, E. Brinks, L. Mayer, W. J. G. de Blok, A. Brooks and F. Walter, *The Central Slope of Dark Matter Cores in Dwarf Galaxies: Simulations versus THINGS*, *The Astronomical Journal* **142** (2011) 24 [[1011.2777](#)].
- [3] M. G. Walker and J. Peñarrubia, *A Method for Measuring (Slopes of) the Mass Profiles of Dwarf Spheroidal Galaxies*, *The Astrophysical Journal Letters* **742** (2011) 20 [[1108.2404](#)].
- [4] M. Boylan-Kolchin, J. S. Bullock and M. Kaplinghat, *Too big to fail? The puzzling darkness of massive Milky Way subhaloes*, *Mon. Not. Roy. Astron. Soc.* **415** (2011) L40 [[1103.0007](#)].
- [5] E. Di Valentino, O. Mena, S. Pan, L. Visinelli, W. Yang, A. Melchiorri, D. F. Mota, A. G. Riess and J. Silk, *In the realm of the Hubble tension—a review of solutions*, *Class. Quant. Grav.* **38** (2021) 153001 [[2103.01183](#)].
- [6] E. Abdalla et al., *Cosmology intertwined: A review of the particle physics, astrophysics, and cosmology associated with the cosmological tensions and anomalies*, *JHEAp* **34** (2022) 49 [[2203.06142](#)].
- [7] G. R. Blumenthal, S. M. Faber, J. R. Primack and M. J. Rees, *Formation of galaxies and large-scale structure with cold dark matter.*, *Nature* **311** (1984) 517.
- [8] P. Bode, J. P. Ostriker and N. Turok, *Halo formation in warm dark matter models*, *The Astrophysical Journal* **556** (2001) 93 [[astro-ph/0010389](#)].
- [9] D. N. Spergel and P. J. Steinhardt, *Observational evidence for selfinteracting cold dark matter*, *Phys. Rev. Lett.* **84** (2000) 3760 [[astro-ph/9909386](#)].
- [10] M. Vogelsberger, J. Zavala, C. Simpson and A. Jenkins, *Dwarf galaxies in CDM and SIDM with baryons: observational probes of the nature of dark matter*, *Mon. Not. Roy. Astron. Soc.* **444** (2014) 3684 [[1405.5216](#)].

- [11] S. Tulin and H.-B. Yu, *Dark Matter Self-interactions and Small Scale Structure*, *Phys. Rept.* **730** (2018) 1 [1705.02358].
- [12] M.-Y. Wang, A. H. G. Peter, L. E. Strigari, A. R. Zentner, B. Arant, S. Garrison-Kimmel and M. Rocha, *Cosmological simulations of decaying dark matter: implications for small-scale structure of dark matter haloes*, *Mon. Not. Roy. Astron. Soc.* **445** (2014) 614 [1406.0527].
- [13] L. Hui, J. P. Ostriker, S. Tremaine and E. Witten, *Ultralight scalars as cosmological dark matter*, *Phys. Rev. D* **95** (2017) 043541 [1610.08297].
- [14] X. Du, C. Behrens and J. C. Niemeyer, *Substructure of fuzzy dark matter haloes*, *Mon. Not. Roy. Astron. Soc.* **465** (2017) 941 [1608.02575].
- [15] A. V. Maccio, S. Paduroiu, D. Anderhalden, A. Schneider and B. Moore, *Cores in warm dark matter haloes: a Catch 22 problem*, *Mon. Not. Roy. Astron. Soc.* **424** (2012) 1105 [1202.1282].
- [16] N. Menci, A. Grazian, M. Castellano and N. G. Sanchez, *A Stringent Limit on the Warm Dark Matter Particle Masses from the Abundance of $z=6$ Galaxies in the Hubble Frontier Fields*, *The Astrophysical Journal Letters* **825** (2016) L1 [1606.02530].
- [17] V. Iršič et al., *New Constraints on the free-streaming of warm dark matter from intermediate and small scale Lyman- α forest data*, *Phys. Rev. D* **96** (2017) 023522 [1702.01764].
- [18] J. D. Bowman, A. E. E. Rogers, R. A. Monsalve, T. J. Mozdzen and N. Mahesh, *An absorption profile centred at 78 megahertz in the sky-averaged spectrum*, *Nature* **555** (2018) 67 [1810.05912].
- [19] R. Barkana, *Possible interaction between baryons and dark-matter particles revealed by the first stars*, *Nature* **555** (2018) 71 [1803.06698].
- [20] S. R. Furlanetto, S. P. Oh and F. H. Briggs, *Cosmology at low frequencies: The 21 cm transition and the high-redshift Universe*, *Physics Reports* **433** (2006) 181 [astro-ph/0608032].
- [21] J. R. Pritchard and A. Loeb, *21 cm cosmology in the 21st century*, *Reports on Progress in Physics* **75** (2012) 086901 [1109.6012].
- [22] D. J. Fixsen, A. Kogut, S. Levin, M. Limon, P. Lubin, P. Mirel, M. Seiffert, J. Singal, E. Wollack, T. Villela and C. A. Wuensche, *ARCADE 2 Measurement of the Absolute Sky Brightness at 3-90 GHz*, *The Astrophysical Journal* **734** (2011) 5 [0901.0555].
- [23] G. B. Taylor, S. W. Ellingson et al., *First Light for the First Station of the Long Wavelength Array*, *Journal of Astronomical Instrumentation* **1** (2012) 1250004 [1206.6733].
- [24] R. Subrahmanyan and R. Cowsik, *Is there an Unaccounted for Excess in the Extragalactic Cosmic Radio Background?*, *Astrophys. J.* **776** (2013) 42 [1305.7060].
- [25] J. Dowell and G. B. Taylor, *The Radio Background Below 100 MHz*, *The Astrophysical Journal Letters* **858** (2018) L9 [1804.08581].
- [26] A. Fialkov and R. Barkana, *Signature of Excess Radio Background in the 21-cm Global Signal and Power Spectrum*, *Mon. Not. Roy. Astron. Soc.* **486** (2019) 1763 [1902.02438].
- [27] I. Reis, A. Fialkov and R. Barkana, *High-redshift radio galaxies: a potential new source of 21-cm fluctuations*, *Mon. Not. Roy. Astron. Soc.* **499** (2020) 5993 [2008.04315].
- [28] C. Feng and G. Holder, *Enhanced global signal of neutral hydrogen due to excess radiation at cosmic dawn*, *Astrophys. J. Lett.* **858** (2018) L17 [1802.07432].
- [29] S. Sikder, R. Barkana, A. Fialkov and I. Reis, *Strong 21-cm fluctuations and anisotropy due to the line-of-sight effect of radio galaxies at cosmic dawn*, **2301.04585**.
- [30] A. Fialkov, R. Barkana and A. Cohen, *Constraining Baryon–Dark Matter Scattering with the Cosmic Dawn 21-cm Signal*, *Phys. Rev. Lett.* **121** (2018) 011101 [1802.10577].

- [31] J. B. Muñoz and A. Loeb, *A small amount of mini-charged dark matter could cool the baryons in the early Universe*, *Nature* **557** (2018) 684 [[1802.10094](#)].
- [32] J. B. Muñoz, C. Dvorkin and A. Loeb, *21-cm Fluctuations from Charged Dark Matter*, *Phys. Rev. Lett.* **121** (2018) 121301 [[1804.01092](#)].
- [33] U. Mukhopadhyay, D. Majumdar and K. K. Datta, *Probing interacting dark energy and scattering of baryons with dark matter in light of the EDGES 21-cm signal*, *Phys. Rev. D* **103** (2021) 063510 [[2008.09972](#)].
- [34] A. Aboubrahim, P. Nath and Z.-Y. Wang, *A cosmologically consistent millicharged dark matter solution to the EDGES anomaly of possible string theory origin*, *JHEP* **12** (2021) 148 [[2108.05819](#)].
- [35] R. Barkana, A. Fialkov, H. Liu and N. J. Outmezguine, *Anticipating a New-Physics Signal in Upcoming 21-cm Power Spectrum Observations*, [2212.08082](#).
- [36] V. Silveira and A. Zee, *Scalar Phantoms*, *Phys. Lett. B* **161** (1985) 136.
- [37] J. McDonald, *Gauge singlet scalars as cold dark matter*, *Phys. Rev. D* **50** (1994) 3637 [[hep-ph/0702143](#)].
- [38] C. P. Burgess, M. Pospelov and T. ter Veldhuis, *The Minimal Model of nonbaryonic dark matter: a singlet scalar*, *Nuclear Physics B* **619** (2001) 709 [[hep-ph/0011335](#)].
- [39] J. M. Cline, P. Scott, K. Kainulainen and C. Weniger, *Update on scalar singlet dark matter*, *Phys. Rev. D* **88** (2013) 055025 [[1306.4710](#)].
- [40] L. Feng, S. Profumo and L. Ubaldi, *Closing in on singlet scalar dark matter: LUX, invisible Higgs decays and gamma-ray lines*, *Journal of High Energy Physics* **2015** (2015) 45 [[1412.1105](#)].
- [41] P. Van Dong, *Physics implication from a Z_3 symmetry of matter*, *Phys. Rev. D* **107** (2023) 055026 [[2205.04253](#)].
- [42] L. V. Koerich, *Dark matter in a Z_3 -symmetry extension of the standard model*, .
- [43] G. Belanger, K. Kannike, A. Pukhov and M. Raidal, *Z_3 Scalar Singlet Dark Matter*, *JCAP* **01** (2013) 022 [[1211.1014](#)].
- [44] N. Bernal, C. Garcia-Cely and R. Rosenfeld, *Z_3 WIMP and SIMP Dark Matter from a Global $U(1)$ Breaking*, *Nuclear and Particle Physics Proceedings* **267-269** (2015) 353.
- [45] B. Díaz Sáez and K. Ghorbani, *Z_3 scalar dark matter with strong positron fluxes*, *JCAP* **02** (2023) 002 [[2203.09282](#)].
- [46] F. D’Eramo and J. Thaler, *Semi-annihilation of Dark Matter*, *JHEP* **06** (2010) 109 [[1003.5912](#)].
- [47] F. D’Eramo, *Semi-annihilation of Dark Matter*, *PoS IDM2010* (2011) 083 [[1101.5413](#)].
- [48] T. Hambye and M. H. G. Tytgat, *Confined hidden vector dark matter*, *Physics Letters B* **683** (2010) 39 [[0907.1007](#)].
- [49] G. Belanger, K. Kannike, A. Pukhov and M. Raidal, *Impact of semi-annihilations on dark matter phenomenology - an example of Z_N symmetric scalar dark matter*, *JCAP* **04** (2012) 010 [[1202.2962](#)].
- [50] G. Bélanger, K. Kannike, A. Pukhov and M. Raidal, *Minimal semi-annihilating Z_N scalar dark matter*, *JCAP* **06** (2014) 021 [[1403.4960](#)].
- [51] P. Bandyopadhyay, D. Choudhury and D. Sachdeva, *Semiannihilation of fermionic dark matter*, *Phys. Rev. D* **107** (2023) 015020 [[2206.05811](#)].
- [52] A. Ghosh, D. Ghosh and S. Mukhopadhyay, *Asymmetric dark matter from semi-annihilation*, *JHEP* **08** (2020) 149 [[2004.07705](#)].

- [53] Y. Hochberg, E. Kuflik, T. Volansky and J. G. Wacker, *Mechanism for Thermal Relic Dark Matter of Strongly Interacting Massive Particles*, *Phys. Rev. Lett.* **113** (2014) 171301 [[1402.5143](#)].
- [54] Y. Hochberg, E. Kuflik, H. Murayama, T. Volansky and J. G. Wacker, *Model for Thermal Relic Dark Matter of Strongly Interacting Massive Particles*, *Phys. Rev. Lett.* **115** (2015) 021301 [[1411.3727](#)].
- [55] V. L. Teplitz, R. N. Mohapatra, F. I. Olness and R. Stroynowski, *SIMP (Strongly Interacting Massive Particle) search*, in *4th International Symposium on Sources and Detection of Dark Matter in the Universe (DM 2000)*, pp. 256–262, 2, 2000, [hep-ph/0005111](#).
- [56] R. N. Mohapatra, F. I. Olness, R. Stroynowski and V. L. Teplitz, *Searching for strongly interacting massive particles (SIMPs)*, *Phys. Rev. D* **60** (1999) 115013 [[hep-ph/9906421](#)].
- [57] J. Smirnov and J. F. Beacom, *New Freezeout Mechanism for Strongly Interacting Dark Matter*, *Phys. Rev. Lett.* **125** (2020) 131301 [[2002.04038](#)].
- [58] A. Parikh, J. Smirnov, W. L. Xu and B. Zhou, *Scalar Co-SIMP Dark Matter: Models and Sensitivities*, [2302.00008](#).
- [59] L. Marsicano, M. Battaglieri, A. Celentano, R. De Vita and Y.-M. Zhong, *Probing Leptophilic Dark Sectors at Electron Beam-Dump Facilities*, *Phys. Rev. D* **98** (2018) 115022 [[1812.03829](#)].
- [60] B. Batell, R. Essig and Z. Surujon, *Strong Constraints on Sub-GeV Dark Sectors from SLAC Beam Dump E137*, *Phys. Rev. Lett.* **113** (2014) 171802 [[1406.2698](#)].
- [61] MUON G-2 Collaboration, B. Abi et al., *Measurement of the Positive Muon Anomalous Magnetic Moment to 0.46 ppm*, *Phys. Rev. Lett.* **126** (2021) 141801 [[2104.03281](#)].
- [62] S. Seager, D. D. Sasselov and D. Scott, *A new calculation of the recombination epoch*, *The Astrophysical Journal Letters* **523** (1999) L1 [[astro-ph/9909275](#)].
- [63] S. Singh, J. Nambissan T., R. Subrahmanyam, N. Udaya Shankar, B. S. Girish, A. Raghunathan, R. Somashekar, K. S. Srivani and M. Sathyanarayana Rao, *On the detection of a cosmic dawn signal in the radio background*, *Nature Astron.* **6** (2022) 607 [[2112.06778](#)].
- [64] H. T. J. Bevens, A. Fialkov, E. d. L. Acedo, W. J. Handley, S. Singh, R. Subrahmanyam and R. Barkana, *Astrophysical constraints from the SARAS 3 non-detection of the cosmic dawn sky-averaged 21-cm signal*, *Nature Astron.* **6** (2022) 1473 [[2212.00464](#)].
- [65] R. Braun, T. Bourke, J. A. Green, E. Keane and J. Wagg, *Advancing Astrophysics with the Square Kilometre Array*, .
- [66] S. D. Bale, N. Bassett, J. O. Burns, J. D. Jones, K. Goetz, C. Hellum-Bye, S. Hermann, J. Hibbard, M. Maksimovic, R. McLean, R. Monsalve, P. O’Connor, A. Parsons, M. Pulupa, R. Pund, D. Rapetti, K. M. Rotermund, B. Saliwanchik, A. Slosar, D. Sundkvist and A. Suzuki, *Lusee ‘night’: The lunar surface electromagnetics experiment*, 2023.
- [67] D. R. DeBoer et al., *Hydrogen Epoch of Reionization Array (HERA)*, *Publ. Astron. Soc. Pac.* **129** (2017) 045001 [[1606.07473](#)].
- [68] S. J. Tingay et al., *The Murchison Widefield Array: the Square Kilometre Array Precursor at low radio frequencies*, *Publ. Astron. Soc. Austral.* **30** (2013) 7 [[1206.6945](#)].
- [69] P. Zarka, A. Coffre, L. Denis, C. Dumez-Viou, J. Girard, J.-M. Grießmeier, A. Loh and M. Tagger, *The low-frequency radiotelescope nenufar*, in *2018 2nd URSI Atlantic Radio Science Meeting (AT-RASC)*, pp. 1–1, 2018, DOI.
- [70] E. de Lera Acedo et al., *The REACH radiometer for detecting the 21-cm hydrogen signal from redshift $z \approx 7.5$ –28*, *Nature Astron.* **6** (2022) 998 [[2210.07409](#)].
- [71] “mist project homepage”, . <http://www.physics.mcgill.ca/mist/>.

- [72] X. Chen et al., *Discovering the Sky at the Longest Wavelengths with Small Satellite Constellations*, in *ISSI-BJ Forum: Discover the Sky by Longest Wavelength with Small Satellite Constellation*, 7, 2019, [1907.10853](#).
- [73] “pratush project homepage”, . <https://wws.rrri.res.in/DISTORTION/pratush.html>.
- [74] D. Blas, J. Lesgourgues and T. Tram, *The Cosmic Linear Anisotropy Solving System (CLASS). Part II: Approximation schemes*, *The Astrophysical Journal* **2011** (2011) 034 [[1104.2933](#)].
- [75] T. Brinckmann and J. Lesgourgues, *MontePython 3: boosted MCMC sampler and other features*, *Phys. Dark Univ.* **24** (2019) 100260 [[1804.07261](#)].
- [76] PLANCK Collaboration, N. Aghanim et al., *Planck 2018 results. VI. Cosmological parameters*, *Astron. Astrophys.* **641** (2020) A6 [[1807.06209](#)].
- [77] G. B. Field, *Excitation of the Hydrogen 21-CM Line*, *Proceedings of the IRE* **46** (1958) 240.
- [78] G. B. Field, *The Time Relaxation of a Resonance-Line Profile.*, *The Astrophysical Journal* **129** (1959) 551.
- [79] M. Kuhlen, P. Madau and R. Montgomery, *The Spin Temperature and 21 cm Brightness of the Intergalactic Medium in the Pre-Reionization era*, *The Astrophysical Journal Letters* **637** (2006) L1 [[astro-ph/0510814](#)].
- [80] S. R. Furlanetto, S. P. Oh and E. Pierpaoli, *Effects of dark matter decay and annihilation on the high-redshift 21cm background*, *Phys. Rev. D* **74** (2006) 103502 [[astro-ph/0608385](#)].
- [81] J. R. Pritchard and S. R. Furlanetto, *Descending from on high: Lyman-series cascades and spin-kinetic temperature coupling in the 21-cm line*, *Mon. Not. Roy. Astron. Soc.* **367** (2006) 1057 [[astro-ph/0508381](#)].
- [82] R. Barkana and A. Loeb, *Detecting the Earliest Galaxies through Two New Sources of 21 Centimeter Fluctuations*, *The Astrophysical Journal* **626** (2005) 1 [[astro-ph/0410129](#)].
- [83] S. Bharadwaj and S. S. Ali, *The cosmic microwave background radiation fluctuations from HI perturbations prior to reionization*, *Mon. Not. Roy. Astron. Soc.* **352** (2004) 142 [[astro-ph/0401206](#)].
- [84] E. Aver, K. A. Olive and E. D. Skillman, *The effects of He I $\lambda 10830$ on helium abundance determinations*, *JCAP* **07** (2015) 011 [[1503.08146](#)].
- [85] A. Chatterjee, P. Dayal, T. R. Choudhury and A. Hutter, *Ruling out 3 keV warm dark matter using 21 cm EDGES data*, *Mon. Not. Roy. Astron. Soc.* **487** (2019) 3560 [[1902.09562](#)].
- [86] A. Schneider, *Constraining noncold dark matter models with the global 21-cm signal*, *Phys. Rev. D* **98** (2018) 063021 [[1805.00021](#)].
- [87] J. H. Wise, V. G. Demchenko, M. T. Halicek, M. L. Norman, M. J. Turk, T. Abel and B. D. Smith, *The birth of a galaxy – III. Propelling reionization with the faintest galaxies*, *Mon. Not. Roy. Astron. Soc.* **442** (2014) 2560 [[1403.6123](#)].
- [88] S. C. O. Glover and P. W. J. L. Brand, *Radiative feedback from an early X-ray background*, *Mon. Not. Roy. Astron. Soc.* **340** (2003) 210 [[astro-ph/0205308](#)].
- [89] J. Chluba, *Could the cosmological recombination spectrum help us understand annihilating dark matter?*, *Mon. Not. Roy. Astron. Soc.* **402** (2010) 1195 [[0910.3663](#)].
- [90] C. Feng and G. Holder, *Enhanced Global Signal of Neutral Hydrogen Due to Excess Radiation at Cosmic Dawn*, *The Astrophysical Journal Letters* **858** (2018) L17 [[1802.07432](#)].
- [91] H. Tashiro, K. Kadota and J. Silk, *Effects of dark matter-baryon scattering on redshifted 21 cm signals*, *Phys. Rev. D* **90** (2014) 083522 [[1408.2571](#)].

- [92] J. Nambissan T., R. Subrahmanyam, R. Somashekar, N. Udaya Shankar, S. Singh, A. Raghunathan, B. S. Girish, K. S. Srivani and M. Sathyanarayana Rao, *SARAS 3 CD/EoR Radiometer: Design and Performance of the Receiver*, *arXiv e-prints* (2021) arXiv:2104.01756 [2104.01756].
- [93] B. S. Girish, K. S. Srivani, R. Subrahmanyam, N. U. Shankar, S. Singh, T. J. Nambissan, M. S. Rao, R. Somashekar and A. Raghunathan, *SARAS CD/EoR radiometer: Design and performance of the digital correlation spectrometer*, *Journal of Astronomical Instrumentation* **09** (2020) .
- [94] S. Singh et al., *First results on the Epoch of Reionization from First Light with SARAS 2*, *The Astrophysical Journal Letters* **845** (2017) L12 [1703.06647].
- [95] N. Patra, R. Subrahmanyam, A. Raghunathan and N. U. Shankar, *SARAS: a precision system for measurement of the cosmic radio background and signatures from the epoch of reionization*, *Experimental Astronomy* **36** (2013) 319 [1211.3800].
- [96] R. Mondal and R. Barkana, *Precision cosmology with the 21-cm signal from the dark ages*, *arXiv e-prints* (2023) arXiv:2305.08593 [2305.08593].
- [97] R. Jana, B. B. Nath and P. L. Biermann, *Radio background and IGM heating due to Pop III supernova explosions*, *Mon. Not. Roy. Astron. Soc.* **483** (2019) 5329 [1812.07404].
- [98] R. H. Mebane, J. Mirocha and S. R. Furlanetto, *The effects of population III radiation backgrounds on the cosmological 21-cm signal*, *Mon. Not. Roy. Astron. Soc.* **493** (2020) 1217 [1910.10171].
- [99] T. Matsumura et al., *Mission design of LiteBIRD*, *J. Low Temp. Phys.* **176** (2014) 733 [1311.2847].
- [100] A. Suzuki et al., *The LiteBIRD Satellite Mission - Sub-Kelvin Instrument*, *J. Low Temp. Phys.* **193** (2018) 1048 [1801.06987].
- [101] CMB-S4 Collaboration, K. N. Abazajian et al., *CMB-S4 Science Book, First Edition*, 1610.02743.
- [102] CMB-S4 Collaboration, M. H. Abitbol et al., *CMB-S4 Technology Book, First Edition*, 1706.02464.
- [103] EUCLID THEORY WORKING GROUP Collaboration, L. Amendola et al., *Cosmology and fundamental physics with the Euclid satellite*, *Living Rev. Rel.* **16** (2013) 6 [1206.1225].
- [104] DESI Collaboration, M. Levi et al., *The DESI Experiment, a whitepaper for Snowmass 2013*, 1308.0847.
- [105] DESI Collaboration, A. Aghamousa et al., *The DESI Experiment Part I: Science, Targeting, and Survey Design*, 1611.00036.