

SSL-Auth: An Authentication Framework by Fragile Watermarking for Pre-trained Encoders in Self-supervised Learning

Xiaobei Li¹, Changchun Yin¹, Liming Fang¹, Run Wang², Chenhao Lin³

¹ Nanjing University of Aeronautics and Astronautics

² Wuhan University

³ Xi'an Jiaotong University

{xiaobei_li_am, ycc0801, fangliming}@nuaa.edu.cn, wangrun@whu.edu.cn, linchenhao@xjtu.edu.cn

August 17, 2023

Abstract

Self-supervised learning (SSL), utilizing unlabeled datasets for training powerful encoders, has achieved significant success recently. These encoders serve as feature extractors for downstream tasks, requiring substantial resources. However, the challenge of protecting the intellectual property of encoder trainers and ensuring the trustworthiness of deployed encoders remains a significant gap in SSL. Moreover, recent researches highlight threats to pre-trained encoders, such as backdoor and adversarial attacks. To address these gaps, we propose SSL-Auth, the first authentication framework designed specifically for pre-trained encoders. In particular, SSL-Auth utilizes selected key samples as watermark information and trains a verification network to reconstruct the watermark information, thereby verifying the integrity of the encoder without compromising model performance. By comparing the reconstruction results of the key samples, malicious alterations can be detected, as modified encoders won't mimic the original reconstruction. Comprehensive evaluations on various encoders and diverse downstream tasks demonstrate the effectiveness and fragility of our proposed SSL-Auth.

Introduction

The most common method in machine learning is supervised learning, which relies on a large amount of high-quality labeled data. However, high-quality labeled data is often difficult to collect and requires experienced human experts to annotate, which is expensive and time-consuming. Self-supervised learning (SSL) (Devlin et al. 2018; Hjelm et al. 2018) proposes to pre-train encoders through unlabeled data to extract data representation features, which solves the label limitation in supervised learning and achieves good performance on different downstream tasks.

However, the data collection and training process for SSL encoders is also expensive, as powerful encoders benefit from larger datasets and more powerful computing devices. The cost of training a high-performance encoder through SSL is prohibitive for individuals, therefore it is usually pre-trained by companies with sufficient computational resources for commercial use.

This paradigm also exposes encoders to various potential threats, such as stealing attacks (Dziedzic et al. 2022a;

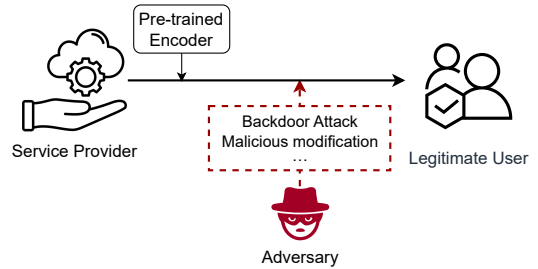


Figure 1: Threats to self-supervised learning

Liu et al. 2022; Sha et al. 2023) and backdoor attacks (Carlini and Terzis 2021; Saha et al. 2022; Li et al. 2022; Xue and Lou 2022). As shown in Figure 1, attackers can illegally download, redistribute, or abuse the well-trained encoders without respecting the intellectual property (IP) rights of the legitimate owners, resulting in severe losses for encoder owners and posing a threat to the security of legitimate users. Therefore, it is crucial to develop methods for validating the integrity of encoders to prevent such malicious attacks and enhance the trustworthiness of encoders.

A common approach to protect the IP of machine learning models is model watermarking, which can be roughly divided into two categories based on different purposes: robust watermarks (Uchida et al. 2017; Adi et al. 2018; Zhong et al. 2020) and fragile watermarks (Yin, Yin, and Zhang 2022; Lao et al. 2022). Robust watermarks require that the watermarked model can be successfully validated even after modifications or stealing attacks to demonstrate model ownership, and usually have some impact on model performance. Fragile watermarks, on the other hand, require the watermarked model to fail validation even with minor modifications, indicating that the model has not been tampered with and validating the integrity of the model.

Currently, most research on model watermarking focuses on specific task classifiers. Due to the flexibility of SSL encoders in downstream tasks, traditional model watermarking approaches are challenged as they are only applicable to a specific downstream task. What's more, to our knowledge, current research on encoder watermarking is limited to robust watermarking schemes which attempt to embed a watermark that resists modifications or stealing attacks on en-

coders (e.g., (Cong, He, and Zhang 2022; Zhang et al. 2023; Wu et al. 2022; Lv et al. 2022)) to validate model ownership. The field of SSL encoder integrity verification is still under-explored. In order to detect whether the encoder has been maliciously tampered with and protect user security, it is necessary to design a new watermarking scheme that overcomes these challenges to validate the trustworthiness and integrity of SSL encoders.

In this paper, we propose **SSL-Auth**, which extends the concept of fragile watermarking to SSL encoders for the first time. It is a novel framework for validating the trustworthiness and integrity of deployed encoders without compromising the performance of encoders. SSL-Auth trains a verification network for the target encoder to reconstruct unique and fragile watermark information that will be significantly failed to validate even in the face of minor modification. After training the verification network, the corresponding watermark information for the encoder will be stored on a third-party server, providing integrity verification services for users and demonstrating the trustworthiness of the encoder. The main contributions of this paper are as follows:

- We first proposed an authentication framework by fragile watermarking for SSL pre-trained encoders that trains a verification network to reconstruct unique and fragile watermarks for integrity verification without any performance degradation to the encoder.
- Our proposed authentication framework does not require any information about the downstream tasks, and its effectiveness will not be affected by downstream tasks.
- Extensive evaluations on various datasets and encoders clearly demonstrate the effectiveness, fidelity, and fragility of the proposed SSL-Auth framework.

Related Works

Self-supervised Learning

Self-supervised learning is an approach that uses the intrinsic structure of data for learning, without requiring labeled supervision signals. In the field of computer vision, SSL is used for feature learning in images and videos, for example, by generating self-supervised tasks through operations like rotation and occlusion on images, and then learning how to extract useful features through training.

In this paper, we consider two popular SSL algorithms, SimCLR (Chen et al. 2020a) and MoCo v2 (Chen et al. 2020b), both of which are based on the idea of contrastive learning and learn how to compare samples to extract useful features. They have achieved good results in image representation learning and provided good references and inspiration for self-supervised learning in other domains.

SimCLR (Chen et al. 2020a). SimCLR is a self-supervised technique for learning image representations. Unlike traditional supervised learning methods, SimCLR does not rely on labeled data to learn useful representations. It uses ResNet-50 as the encoder $f(\cdot)$, with encoded convolutional features $h_i = f(x_i)$ and $h_j = f(x_j)$ obtained from augmented images x_i and x_j . There is also a projection head $g(\cdot)$ above the encoder, which is a two-layer MLP

with ReLU as the activation function in the middle layer and produces $z_i = g(h_i)$ and $z_j = g(h_j)$.

MoCo v2 (Chen et al. 2020b). MoCo v2 applies powerful data augmentation strategies Gaussian Deblur and projection head to MoCo (He et al. 2020).

MoCo understands contrastive learning from a dictionary lookup perspective and establishes a dynamic dictionary consisting of two parts: a queue and a momentum encoder k . The purpose of using the momentum encoder is to obtain features of different batch samples in the queue with encoders as similar as possible, and the parameter θ_k of the momentum encoder k is updated using momentum.

DNNs Watermarking

The purpose of model watermarking can be divided into two categories: one is to protect the copyright of the model, and the other is to verify whether the model has been modified.

In supervised learning, many watermarking methods that protect model copyright are based on backdoor methods (Adi et al. 2018; Zhong et al. 2020), while another type of method directly embeds the watermark into the latent space or feature space of the neural network (i.e., feature-based methods) (Uchida et al. 2017; Darvish Rouhani, Chen, and Koushanfar 2019; Chen et al. 2019). These methods gradually embed the watermark into low-probability regions in the activation maps of different layers.

Detecting whether a protected model has been illegally modified during model release is usually achieved through fragile or reversible watermarks. "Fragile" means that if the protected model is slightly interfered with, the watermark will change (Zhu et al. 2021; Yin, Yin, and Zhang 2022; Lao et al. 2022). "Reversible" means that the protected model can be returned to the original model using the correct key, while the modified model cannot (Guan et al. 2020; Botta, Cavagnino, and Esposito 2021).

In self-supervised learning, there have been some works on protecting model copyright, which attempt to embed a watermark that can resist transformation attacks (such as fine-tuning, pruning, and overwriting watermarks) and can also be verified in the pirated model after stealing attacks. SSLGuard (Cong, He, and Zhang 2022) simulates stealing attacks using shadow datasets and trains a decoder to distinguish protected models. Another method injects a backdoor trigger into the model so that it will generate specific outputs for the inputs when the trigger is present, and the verification process is essentially completed by activating the trigger. SSL-DI (Dziedzic et al. 2022b) does not modify the encoder and uses data density on the representation domain as the boundary, using the encoder's predicted train-test discrepancy as the test metric.

However, the work of verifying whether an encoder has been modified is still lacking in SSL. Watermarking methods in supervised learning rely on detecting changes in classification boundaries, while SSL encoders trained on unlabeled data do not have clear decision boundaries. SSLGuard indirectly demonstrates the similarity of encoders by comparing the cosine similarity of output features, this solution faces the risk of information leakage and stealing attacks,

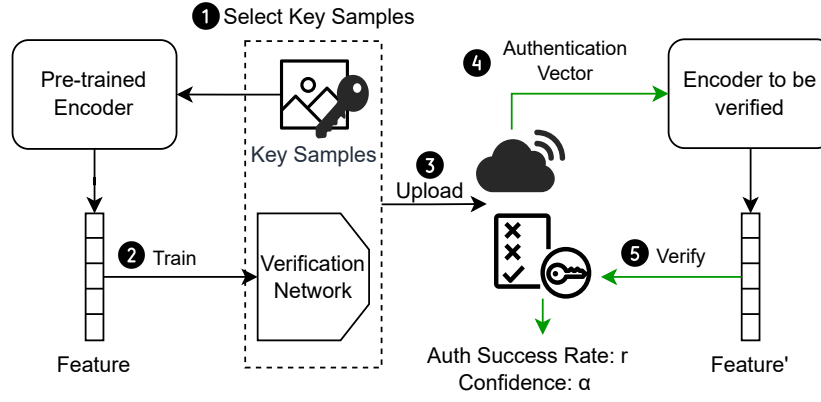


Figure 2: Proposed SSL-Auth mainly consists of select key samples (Step 1) and train verification network (Step 2). Uploading (Step 3) and verification (Steps 4 and 5) are then performed.

while our proposed framework proves whether an encoder has been modified by restoring features to images.

Threat Model

The goal is to generate fragile watermarks for SSL encoders to verify their integrity. The process of generating watermarks is performed by the encoder builder. We assume that the legitimate user receives a pre-trained encoder from the encoder builder, so the encoder architecture and parameters are known. And, we assume that the legitimate user can access a reserved validation dataset to evaluate encoder performance to verify encoder integrity. Integrity verification can be remotely executed by an honest but curious third-party server, where the key samples and verification network are uploaded to a third-party platform, and illegally modified encoders cannot pass the integrity verification. We assume that the honest but curious third-party server will follow the protocol rules but attempt to extract as much information as possible from the transmitted message. Directly uploading features for comparison can easily cause encoder information leakage. At the same time, we assume that external attackers have complete access to the protected encoder but do not know the key samples.

To attack SSL-Auth, attackers may try to maliciously modify the encoder without affecting the encoder performance. To this end, we evaluate the performance against backdoor attacks to verify the fragility of the watermark. We also perform fine-tuning and pruning to demonstrate the fragility of the watermark, although these are not attacks.

Method

This section comprehensively describes the workflow of the proposed SSL-Auth. Following that, we delve into the design details of every phase.

Overview. To ensure that the pre-trained encoder can be successfully authenticated by different downstream tasks, we need to mitigate the threat of malicious modifications to these encoders. Figure 2 summarizes the entire process: 1) the method starts with the selection of key samples; 2) then, a dedicated verification network is trained on the selected key samples and the protected pre-trained encoder; 3) once the training of verification network is finished, the network and the key samples are stored on an honest but

curious third-party server; 4) when the encoder verification process is initiated, the server responds with a verification vector consisting of a set of key samples; 5) the server obtains the corresponding features by passing the verification vector T to the encoder to be verified, inputs the features into the verification network, and determines the trustworthiness of the encoder to be verified based on the output of the verification network.

In high-dimensional space ($n > 5$), two random vectors are almost orthogonal, and their cosine similarity is concentrated around 0. If the cosine similarity between two vectors is far greater than 0 or even close to 1, it indicates that they are closely related. Therefore, cosine similarity can be used to compare the features extracted by the protected encoder and the encoder to be verified to demonstrate the trustworthiness of the encoder to be verified:

$$Sim_{cos} = \frac{\vec{a} \cdot \vec{b}}{|\vec{a}| \cdot |\vec{b}|} \quad (1)$$

The range of cosine similarity is between -1 and 1, and the closer the value is to 1, the more similar the features are.

Since our verification process is based on an honest but curious third-party server, to prevent the threat of information leakage and stealing attacks when uploading features, we use a combination of key samples and verification networks to verify the trustworthiness of the encoder.

Key Samples

We randomly select samples from each class in the training dataset, for a total of $C \times N$ samples, where C denotes the number of classes that have been selected and N denotes the number of selected samples in each class.

The training data used by the encoder has no label and the encoder has no clear classification boundary, which is very different from supervised learning. In supervised learning, in order to describe the performance of the model, it is usually necessary to generate or select key samples near the classification boundary to detect small changes in the classification boundary. Because the output of these models is usually category labels, if the model is slightly modified, those samples that are not on the classification boundary are likely to still belong to the original category.

By monitoring changes in output features, we can effectively detect encoder modifications. Even minor changes to

Algorithm 1 Integrity Verification

Input: T : Selected key samples; $F(\cdot)$: Protected encoder; $F'(\cdot)$: Encoder to be verified; $G(\cdot)$: Verification network;
Output: Confidence of the encoder α ; Authentication success rate r

```
1: initial  $epoch = 0$ ,  $cnt = 0$ ;  
2:  $f = F(T)$   
3: while  $epoch < 1000$  do  
4:    $g = G(f)$   
5:    $l = 1 - SSIM(T, g)$   
6:   Update  $\theta_G$  with  $l$   
7:    $epoch++$   
8:   Save  $\theta_G$ ,  $\alpha_0 = SSIM(T, G(f))$   
9: end while  
10:  $f' = F'(T)$   
11:  $g' = G'(f')$   
12: for  $i \in \text{len}(T)$  do  
13:    $l'_i = SSIM(T_i, g'_i)$   
14:   if  $1 - l'_i < \epsilon$  then  
15:      $epoch++$   
16:   end if  
17: end for  
18:  $r = cnt/\text{len}(T)$   
19:  $\alpha = SSIM(T, g')/\alpha_0$   
20: return  $\alpha, r$ 
```

the encoder can lead to significant differences in encoding features. Therefore, we use the features of the samples in the training dataset to detect encoder modifications, as it depends on the intrinsic properties of the encoder rather than relying on explicit category labels.

Verification network

A verification network is a generator that returns the reconstructed images of key samples. Generative adversarial network (GAN) (Goodfellow et al. 2014) consists of a generator model G and a discriminator model. In this paper, we use a generator G to reconstruct the key samples, whose input is the features of the key samples extracted by the protected encoder, and whose output is the corresponding reconstructed samples. Algorithm 1 shows the training phase of the verification network and verification phase.

We hope that the reconstructed samples based on the features of the key samples can be as similar as possible to the corresponding key samples. In this way, when the encoder is tampered with, the feature of its corresponding key samples should reconstruct samples that are significantly different from the key samples.

By analyzing the reconstruction samples of key samples, we can detect whether the encoder has been tampered with. If the encoder is tampered with, the verification network will not be able to accurately reconstruct samples similar to the corresponding key samples, and the differences between them will be significant.

Therefore, by detecting the reconstruction effect of key sample features, we can determine whether the encoder has

been tampered with, evaluate the degree of tampering, and promptly identify potential security threats.

There are many types of loss functions for deep-learning-based image algorithms, including L_1 Loss (Mean Absolute Error, MAE), L_2 Loss (Mean Squared Error, MSE), and others. For image restoration tasks, L_2 loss is not easy to restore the detailed structure of the image, and it has a larger penalty for sensitive points. Moreover, its value is in a range of 0 to ∞ , which cannot be quantified as a percentage to demonstrate the reconstruction effect.

Here, we use SSIM Loss (Wang et al. 2004) as the confidence of the protected encoder to train the generator, which measures the similarity between two images in terms of structure, color, and brightness. It consists of three parts: luminance loss $l(\cdot)$, contrast loss $c(\cdot)$, and structure loss $s(\cdot)$, as shown in the following formulas:

$$l(x, y) = \frac{2\mu_x\mu_y + c_1}{\mu_x^2 + \mu_y^2 + c_1} \quad (2)$$

$$c(x, y) = \frac{2\sigma_x\sigma_y + c_2}{\sigma_x^2 + \sigma_y^2 + c_2} \quad (3)$$

$$s(x, y) = \frac{\sigma_{xy} + c_3}{\sigma_x\sigma_y + c_3} \quad (4)$$

Multiplying these three loss functions yields the expression for SSIM loss:

$$\begin{aligned} SSIM(x, y) &= l(x, y) \cdot c(x, y) \cdot s(x, y) \\ &= \frac{(2\mu_x\mu_y + c_1)(2\sigma_{xy} + c_2)}{(\mu_x^2 + \mu_y^2 + c_1)(\sigma_x^2 + \sigma_y^2 + c_2)} \end{aligned} \quad (5)$$

where the symbols in the above formulas represent the mean μ , variance σ , and covariance of the images x and y . c_1 , c_2 and c_3 are constants, $c_1 = (k_1 \cdot L)^2$, $c_2 = (k_2 \cdot L)^2$, $c_3 = c_2/2$. L is the dynamic range of the grayscale, determined by the type of image data. If the data is uint8 type, then $L = 255$. Generally, $k_1 = 0.01$, and $k_2 = 0.03$ are used by default.

Verification phase

In our scheme, as shown in Figure 2, a verification process includes a communication from the server to the user to send the verification vector T and another communication to send the user's corresponding features back to the server. Therefore, the communication cost of SSL-Auth is very low.

As the protector of the encoder, we use known training information to verify the integrity of the encoder. The verification process is independent of the downstream task of the encoder, which means that it will not be affected by the downstream task. Verification independent of downstream tasks ensures that users can complete encoder integrity verification under different downstream tasks, and provides an effective method to protect the encoder from potential stealing attack risks. The formula for calculating the authentication success rate of encoder is as follows:

$$r = \frac{1}{|T|} \sum_{x \in T} if(1 - SSIM(x, G(F'(x)))/\alpha_0 < \epsilon) \quad (6)$$

where α_0 represents the SSIM loss of the trained generator, and ϵ represents the fault tolerance rate, when the decrease in authentication success rate is less than this interval, we consider validation successful.

SSL-Auth can handle unknown downstream tasks. In practical applications, encoders may be applied to multiple tasks or may be used for new tasks that have not yet been discovered. Whether it is an existing task or a new task, SSL-Auth can maintain its effectiveness, which means that SSL-Auth has a certain degree of adaptability and can cope with various application scenarios and task requirements that may arise in the future.

Evaluation

In this section, we first evaluate the performance of our scheme with effectiveness, fidelity, and Fragility. Then we discuss the difference between our work and existing works.

Experimental Setup

Datasets. We use the following 5 public datasets to conduct our experiments.

- **ImageNet (Russakovsky et al. 2015).** ImageNet contains over 20000 categories, with the most widely used being its subset ILSVRC2012, which includes 1000 categories, 1.2 million training set images, and 150000 test set images.
- **CIFAR-10 (Krizhevsky and Hinton 2009).** This is a small dataset for identifying ubiquitous objects, consisting of 50000 training images and 10000 test images, consisting of a total of 10 categories, with an image size of $32 \times 32 \times 3$.
- **STL-10 (Coates, Ng, and Lee 2011).** The images in STL10 are from ImageNet, with a total of 113000 images with a size of $96 \times 96 \times 3$, including 5000 in the training set, 8000 in the testing set, and the remaining 100000 images being unlabeled.¹
- **GTSRB (Stallkamp et al. 2012).** German Traffic Sign Recognition Benchmark (GTSRB) is used for identifying traffic signs, containing 43 types of traffic signs.
- **SVHN (Netzer et al. 2011).** This dataset is collected from the house number in Google Street View images, consisting of ten classes corresponding to numbers 0 to 9. The dataset contains 100000 images, with an image size of $32 \times 32 \times 3$.

In the experiments, we resized images to $32 \times 32 \times 3$. We used ImageNet and CIFAR-10 as the pre-training datasets for the encoder, and we use STL-10, GTSRB, and SVHN as the downstream datasets.

Pre-trained Encoders and Implementation Details. In our experiments, for the case where ImageNet is used as the pre-training dataset, we used a pre-trained encoder from the real world as the protected encoder. Specifically, we downloaded the encoder checkpoints from the official website for

Pre-train Dataset	Encoder	α_0
ImageNet	SimCLR	0.9033
	MoCo v2	0.9703
CIFAR-10	SimCLR	0.8664
	MoCo v2	0.7833

Table 1: Effectiveness of SSL-Auth.

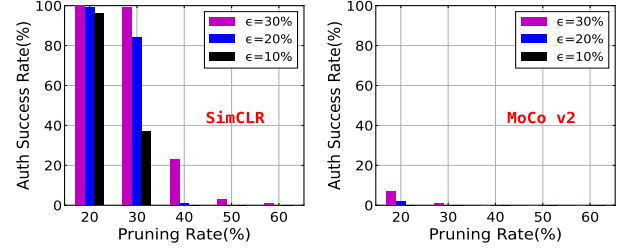


Figure 3: Authentication success rate of baseline on CIFAR-10 after Pruning.

SimCLR² and MoCo v2³, while for the case where CIFAR-10 was used as the pre-training dataset, we trained the SimCLR and MoCo v2 encoders on a single GPU. All encoders used ResNet-50. For key samples in CIFAR-10, we randomly select 10 samples in each class. And for ImageNet, we adopt a 20 classes subset and randomly select 10 samples in each class of it as the key samples.

Baseline Method. The field of encoder integrity verification has not been discussed yet. We adopt the method that directly compares the output of the protected encoder and the suspicious encoder by calculating cosine similarity as the baseline method. It use cosine similarity as a metric to measure feature similarity and demonstrate the confidence of the encoder to be validated.

Evaluation Metrics. We use confidence α and authentication success rate r as evaluation metrics to complete integrity verification. Each reconstructed sample and corresponding key sample can calculate an SSIM value as their confidence, and we use the average confidence of all samples as the confidence of the encoder. A trained verification network has an original confidence α_0 for the protected encoder, and during the verification process, we use $\alpha = SSIM(\cdot)/\alpha_0$ as the confidence of the encoder. The baseline method quantified cosine similarity as a percentage range to show encoder confidence.

The authentication success rate is achieved by measuring the confidence of each reconstructed sample. Under different fault-tolerant constraints ϵ , the authentication success rate is the proportion of samples with confidence changes within ϵ . Perform the same judgment operation on all samples in the key samples to obtain the final verification success rate.

¹<https://cs.stanford.edu/~acoates/stl10/>

²<https://github.com/google-research/simclr>

³<https://github.com/facebookresearch/moco>

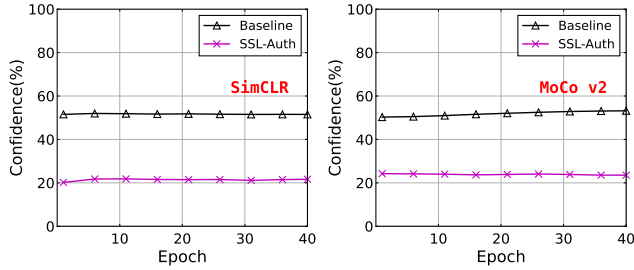


Figure 4: The encoder confidence on ImageNet after Fine-Tuning.

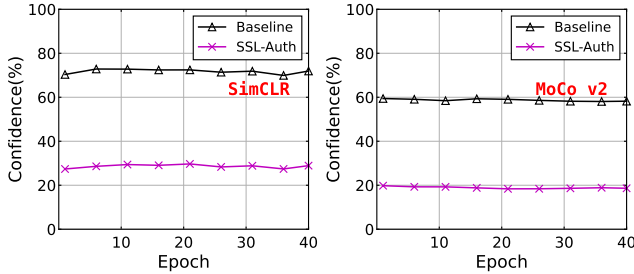


Figure 5: The encoder confidence on CIFAR-10 after Fine-Tuning.

Effectiveness

We utilize PGAN (Karras et al. 2017) as the default generative model G . We first evaluated the effectiveness of SSL-Auth. Specifically, effectiveness was measured by the similarity between the restored key samples and the original key samples. Table 1 shows the reconstruction confidence α_0 of the trained generator on key samples.

It can be seen that our method can successfully learn the performance of the target encoder on key samples. A verification network achieves better reconstruction performance on ImageNet when training with the same epochs.

We show the authentication success rate of the baseline method with CIFAR-10 on pruning in Figure 3. It can be found that the baseline method is not sensitive enough to small changes in the SimCLR encoder. When the pruning rate is 20% and the fault tolerance rate ϵ is 10%, the authentication success rate is still very high, reaching over 95%. However, the authentication success rates of SSL-Auth under the same settings are **all 0%**, demonstrating good performance in verifying the integrity of the encoder. When the encoder is modified, SSL-Auth can successfully detect whether the integrity of the encoder is compromised, demonstrating its effectiveness.

These experimental results validate the effectiveness of SSL-Auth and demonstrate its excellent performance in verifying encoder tampering. Our method can not only identify large modifications to the encoder but also cope with minor modifications, providing a reliable means and an effective choice to protect the security and integrity of the encoder.

Fidelity

SSL-Auth focuses on verifying the integrity of the encoder without making any modifications, which means that our method will not have any impact on the performance of the

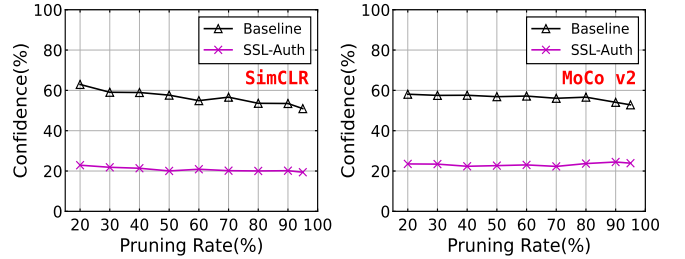


Figure 6: The encoder confidence on ImageNet after Pruning.

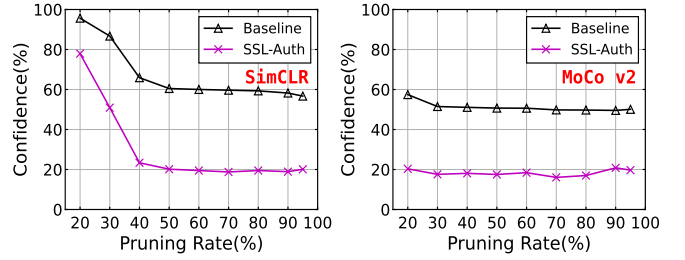


Figure 7: The encoder confidence on CIFAR-10 after Pruning.

encoder. At the same time, our method is independent of the downstream tasks of the encoder and will not affect users' application of the encoder in various downstream tasks.

Fragility

The goal of adopting the proposed SSL-Auth framework is to ensure that any illegal tampering of the encoder can be detected. To achieve this goal, we evaluated the effectiveness of detecting encoder modifications through fine-tuning, pruning, and backdoor attacks. Although fine-tuning and pruning sometimes are not attacks, the encoder after processing still maintains similar performance, which better demonstrates the fragility of the watermark. Our experimental results show that even small modifications to the protected encoder cannot pass the verification, thus detecting potential integrity destruction.

Fine-Tuning. In the fine-tuning strategy, we considered fine-tuning all levels (FTAL) and compared the encoder confidence obtained by the baseline method and SSL-Auth during the fine-tuning epochs.

The results are shown in Figure 4 and Figure 5. It can be seen that SSL-Auth has lower confidence in different encoders, and at the beginning of the fine-tuning process, the confidence is at a relatively low level, indicating that our watermark is very fragile and it is more sensitive to changes in the encoder than the baseline method.

Pruning. The pruning process is realized by zeroing out the parameters with the least magnitudes along with a re-training process (Han, Mao, and Dally 2015), which can significantly reduce the number of parameters in the model without losing too much performance. We sorted all the parameters of each layer in the encoder according to their absolute values and set the parameters with the smallest value to zero. The retraining process was then performed on the

Pre-training Dataset	Encoder	Downstream Task	Confidence α (%) \downarrow		Auth Success Rate r (%) \downarrow					
			SSL-Auth	Baseline	SSL-Auth			Baseline		
					$\epsilon = 10\%$	20%	30%	10%	20%	30%
ImageNet	SimCLR	STL-10	20.47	57.99	0	0	0	0	0	0
		GTSRB	-	-	-	-	-	-	-	-
		SVHN	20.28	56.64	0	0	0	0	0	0
	MoCo v2	STL-10	28.32	64.24	0	0	0	0	1	33
		GTSRB	28.39	64.30	0	0	0	0	1	35
		SVHN	28.35	64.29	0	0	0	0	1	32
CIFAR-10	SimCLR	STL-10	51.54	85.41	0	7	19	51	71	89
		GTSRB	52.46	85.80	0	5	20	54	70	92
		SVHN	51.40	85.32	0	5	20	52	69	89
	MoCo v2	STL-10	73.09	95.82	26	52	68	85	96	100
		GTSRB	73.74	95.86	26	54	67	84	98	99
		SVHN	72.51	95.90	22	54	63	86	98	100

Table 2: Confidence and authentication success rate on backdoor attacks.

original training data.

The performance is shown in Figure 6 and Figure 7. For the encoder with pruning rates between 20% and 95%, almost all verifications will fail after pruning.

Backdoor Attack. We also evaluated the performance against backdoor attacks. We followed the backdoor injection attack method proposed in BadEncoder (Jia, Liu, and Gong 2022) and selected several datasets as the target datasets for backdoor attacks. When the downstream dataset was the target dataset, it achieved a high attack success rate ($> 95\%$) while ensuring the high accuracy of the downstream classifier. We show the confidence and authentication success rate after backdoor attacks in Table 2. Encoder pre-trained by SimCLR on ImageNet failed to embed a backdoor that targeted GTSRB, therefore we can not evaluate the confidence and authentication rate of the encoder.

Note that we specifically checked the performance at a large value of ϵ . In practice, $\epsilon = 30\%$ is clearly too large for a reasonable level of security. However, even under this fault tolerance setting, verification is still failed. Additionally, if we enforce an absolute correctness requirement, the verification success rate is always 0, that is, $\epsilon = 0\%$.

Comparing the experimental results of pruning, it can be found that the encoder with backdoors has higher confidence than the encoder with a pruning rate of 20%. This observation suggests that the inclusion of backdoors enhances the covert nature of this type of attack, rendering these modifications challenging to detect. However, it was not successfully validated in SSL-Auth, indicating the fragility of SSL-Auth.

Based on the above results, SSL-Auth performs better in fragility on more complex datasets. Protecting such encoders is more necessary as the corresponding encoder construction process requires more resources and effort.

Comparison With Prior Works

To our knowledge, SSL-Auth is the first framework to discuss verifying encoder integrity by training a verification network to verify the trustworthiness of the encoder. The

Method	Type	Δ Accuracy
(Cong, He, and Zhang 2022)	Robust	\downarrow
(Wu et al. 2022)		\downarrow
(Lv et al. 2022)		\downarrow
(Dziedzic et al. 2022b)		=
(Zhang et al. 2023)		\downarrow
SSL-Auth	Fragile	=

Table 3: Comparison with “robust” watermarking methods.

current work on encoder watermarking is aimed at verifying encoder ownership, which is of two types compared to our proposed framework.

In addition, as our experimental results indicate, fragile watermarks are very effective in determining whether the encoder has been tampered with, which is different from the robust watermark method and can serve as an active defense against malicious modifications.

Despite these differences, we compared the proposed SSL-Auth with the previous watermark methods shown in Table 3. It can be observed that most of the existing work has had a certain impact on the performance of the encoder, while our proposed method does not cause any performance degradation due to the lack of modifications to the encoder.

Conclusion

We propose SSL-Auth, a new encoder integrity verification framework that trains a verification network to reconstruct the output of a protected encoder. The framework is highly sensitive to changes in the encoder and can serve as an effective tool to validate the trustworthiness of encoders.

Overall, we have the following advantages: firstly, since the verification network can only reconstruct the output of protected encoders, attackers cannot obtain encoder features from the verification network that can be used for stealing attacks. Secondly, our framework is very sensitive to changes

in the encoder. Even minor modifications can lead to the verification network being unable to accurately reconstruct the watermark information, indicating that the integrity of the encoder has been compromised. This sensitivity allows us to quickly identify potential issues with the encoder. And our framework is well adapted to the characteristics of self-supervised learning, and different downstream tasks will not affect the verification result of the encoder.

References

- [Adi et al. 2018] Adi, Y.; Baum, C.; Cisse, M.; Pinkas, B.; and Keshet, J. 2018. Turning your weakness into a strength: Watermarking deep neural networks by backdoor-ing. In *27th USENIX Security Symposium (USENIX Security)*, 1615–1631.
- [Botta, Cavagnino, and Esposito 2021] Botta, M.; Cavagnino, D.; and Esposito, R. 2021. Neunac: A novel fragile watermarking algorithm for integrity protection of neural networks. *Information Sciences* 576:228–241.
- [Carlini and Terzis 2021] Carlini, N., and Terzis, A. 2021. Poisoning and backdoor-ing contrastive learning. *arXiv preprint arXiv:2106.09667*.
- [Chen et al. 2019] Chen, H.; Rouhani, B. D.; Fu, C.; Zhao, J.; and Koushanfar, F. 2019. Deepmarks: A secure fingerprinting framework for digital rights management of deep learning models. In *Proceedings of the 2019 on International Conference on Multimedia Retrieval*, 105–113.
- [Chen et al. 2020a] Chen, T.; Kornblith, S.; Norouzi, M.; and Hinton, G. 2020a. A simple framework for contrastive learning of visual representations. In *International Conference on Machine Learning*, 1597–1607. PMLR.
- [Chen et al. 2020b] Chen, X.; Fan, H.; Girshick, R.; and He, K. 2020b. Improved baselines with momentum contrastive learning. *arXiv preprint arXiv:2003.04297*.
- [Coates, Ng, and Lee 2011] Coates, A.; Ng, A.; and Lee, H. 2011. An analysis of single-layer networks in unsupervised feature learning. In *Proceedings of the fourteenth international conference on artificial intelligence and statistics*, 215–223. JMLR Workshop and Conference Proceedings.
- [Cong, He, and Zhang 2022] Cong, T.; He, X.; and Zhang, Y. 2022. Sslguard: A watermarking scheme for self-supervised learning pre-trained encoders. In *Proceedings of the 2022 ACM SIGSAC Conference on Computer and Communications Security*, 579–593.
- [Darvish Rouhani, Chen, and Koushanfar 2019] Darvish Rouhani, B.; Chen, H.; and Koushanfar, F. 2019. Deepsigns: An end-to-end watermarking framework for ownership protection of deep neural networks. In *Proceedings of the Twenty-Fourth International Conference on Architectural Support for Programming Languages and Operating Systems*, 485–497.
- [Devlin et al. 2018] Devlin, J.; Chang, M.-W.; Lee, K.; and Toutanova, K. 2018. Bert: Pre-training of deep bidirectional transformers for language understanding. *arXiv preprint arXiv:1810.04805*.
- [Dziedzic et al. 2022a] Dziedzic, A.; Dhawan, N.; Kaleem, M. A.; Guan, J.; and Papernot, N. 2022a. On the difficulty of defending self-supervised learning against model extraction. In *International Conference on Machine Learning*, 5757–5776. PMLR.
- [Dziedzic et al. 2022b] Dziedzic, A.; Duan, H.; Kaleem, M. A.; Dhawan, N.; Guan, J.; Cattani, Y.; Boenisch, F.; and Papernot, N. 2022b. Dataset inference for self-supervised models. *Proceedings of Advances in Neural Information Processing Systems* 35:12058–12070.
- [Goodfellow et al. 2014] Goodfellow, I.; Pouget-Abadie, J.; Mirza, M.; Xu, B.; Warde-Farley, D.; Ozair, S.; Courville, A.; and Bengio, Y. 2014. Generative adversarial nets. In *Proceedings of Advances in Neural Information Processing Systems*.
- [Guan et al. 2020] Guan, X.; Feng, H.; Zhang, W.; Zhou, H.; Zhang, J.; and Yu, N. 2020. Reversible watermarking in deep convolutional neural networks for integrity authentication. In *Proceedings of the 28th ACM International Conference on Multimedia*, 2273–2280.
- [Han, Mao, and Dally 2015] Han, S.; Mao, H.; and Dally, W. J. 2015. Deep compression: Compressing deep neural networks with pruning, trained quantization and huffman coding. *arXiv preprint arXiv:1510.00149*.
- [He et al. 2020] He, K.; Fan, H.; Wu, Y.; Xie, S.; and Girshick, R. 2020. Momentum contrast for unsupervised visual representation learning. In *Proceedings of the IEEE/CVF Conference on Computer Vision and Pattern Recognition*, 9729–9738.
- [Hjelm et al. 2018] Hjelm, R. D.; Fedorov, A.; Lavoie-Marchildon, S.; Grewal, K.; Bachman, P.; Trischler, A.; and Bengio, Y. 2018. Learning deep representations by mutual information estimation and maximization. *arXiv preprint arXiv:1808.06670*.
- [Jia, Liu, and Gong 2022] Jia, J.; Liu, Y.; and Gong, N. Z. 2022. Badencoder: Backdoor attacks to pre-trained encoders in self-supervised learning. In *2022 IEEE Symposium on Security and Privacy (SP)*, 2043–2059. IEEE.
- [Karras et al. 2017] Karras, T.; Aila, T.; Laine, S.; and Lehtinen, J. 2017. Progressive growing of gans for improved quality, stability, and variation. *arXiv preprint arXiv:1710.10196*.
- [Krizhevsky and Hinton 2009] Krizhevsky, A., and Hinton, G. 2009. Learning multiple layers of features from tiny images. *Tech Report*.
- [Lao et al. 2022] Lao, Y.; Zhao, W.; Yang, P.; and Li, P. 2022. Deepauth: A dnn authentication framework by model-unique and fragile signature embedding. In *Proceedings of the AAAI Conference on Artificial Intelligence*, volume 36, 9595–9603.
- [Li et al. 2022] Li, C.; Pang, R.; Xi, Z.; Du, T.; Ji, S.; Yao, Y.; and Wang, T. 2022. Demystifying self-supervised trojan attacks. *arXiv preprint arXiv:2210.07346*.
- [Liu et al. 2022] Liu, Y.; Jia, J.; Liu, H.; and Gong, N. Z. 2022. Stolenencoder: stealing pre-trained encoders in self-supervised learning. In *Proceedings of the 2022 ACM SIGSAC Conference on Computer and Communications Security*, 2115–2128.

- [Lv et al. 2022] Lv, P.; Li, P.; Zhu, S.; Zhang, S.; Chen, K.; Liang, R.; Yue, C.; Xiang, F.; Cai, Y.; Ma, H.; et al. 2022. Ssl-wm: A black-box watermarking approach for encoders pre-trained by self-supervised learning. *arXiv preprint arXiv:2209.03563*.
- [Netzer et al. 2011] Netzer, Y.; Wang, T.; Coates, A.; Bis-sacco, A.; Wu, B.; and Ng, A. Y. 2011. Reading digits in natural images with unsupervised feature learning. In *Proceedings of the NIPS Workshop on Deep Learning and Unsupervised Feature Learning*.
- [Russakovsky et al. 2015] Russakovsky, O.; Deng, J.; Su, H.; Krause, J.; Satheesh, S.; Ma, S.; Huang, Z.; Karpathy, A.; Khosla, A.; Bernstein, M.; et al. 2015. Imagenet large scale visual recognition challenge. *International Journal of Computer Vision* 115:211–252.
- [Saha et al. 2022] Saha, A.; Tejankar, A.; Koohpayegani, S. A.; and Pirsiavash, H. 2022. Backdoor attacks on self-supervised learning. In *Proceedings of the IEEE/CVF Conference on Computer Vision and Pattern Recognition*, 13337–13346.
- [Sha et al. 2023] Sha, Z.; He, X.; Yu, N.; Backes, M.; and Zhang, Y. 2023. Can’t steal? cont-steal! contrastive stealing attacks against image encoders. In *Proceedings of the IEEE/CVF Conference on Computer Vision and Pattern Recognition*, 16373–16383.
- [Stallkamp et al. 2012] Stallkamp, J.; Schlipsing, M.; Salmen, J.; and Igel, C. 2012. Man vs. computer: Benchmarking machine learning algorithms for traffic sign recognition. *Neural networks* 32:323–332.
- [Uchida et al. 2017] Uchida, Y.; Nagai, Y.; Sakazawa, S.; and Satoh, S. 2017. Embedding watermarks into deep neural networks. In *Proceedings of the 2017 ACM on International Conference on Multimedia Retrieval*, 269–277.
- [Wang et al. 2004] Wang, Z.; Bovik, A. C.; Sheikh, H. R.; and Simoncelli, E. P. 2004. Image quality assessment: from error visibility to structural similarity. *IEEE Transactions on Image Processing* 13(4):600–612.
- [Wu et al. 2022] Wu, Y.; Qiu, H.; Zhang, T.; Li, J.; and Qiu, M. 2022. Watermarking pre-trained encoders in contrastive learning. In *2022 4th International Conference on Data Intelligence and Security (ICDIS)*, 228–233. IEEE.
- [Xue and Lou 2022] Xue, J., and Lou, Q. 2022. Estas: Effective and stable trojan attacks in self-supervised encoders with one target unlabelled sample. *arXiv preprint arXiv:2211.10908*.
- [Yin, Yin, and Zhang 2022] Yin, Z.; Yin, H.; and Zhang, X. 2022. Neural network fragile watermarking with no model performance degradation. In *2022 IEEE International Conference on Image Processing (ICIP)*, 3958–3962. IEEE.
- [Zhang et al. 2023] Zhang, T.; Wu, H.; Lu, X.; Han, G.; and Sun, G. 2023. Awencoder: Adversarial watermarking pre-trained encoders in contrastive learning. *Applied Sciences* 13(6):3531.
- [Zhong et al. 2020] Zhong, Q.; Zhang, L. Y.; Zhang, J.; Gao, L.; and Xiang, Y. 2020. Protecting ip of deep neural networks with watermarking: A new label helps. In *Advances in Knowledge Discovery and Data Mining: 24th Pacific-Asia Conference, PAKDD 2020, Singapore, May 11–14, 2020, Proceedings, Part II* 24, 462–474. Springer.
- [Zhu et al. 2021] Zhu, R.; Wei, P.; Li, S.; Yin, Z.; Zhang, X.; and Qian, Z. 2021. Fragile neural network watermarking with trigger image set. In *Knowledge Science, Engineering and Management: 14th International Conference, KSEM 2021, Tokyo, Japan, August 14–16, 2021, Proceedings, Part I* 14, 280–293. Springer.