

Kernel Single Proxy Control for Deterministic Confounding

Liyuan Xu
Gatsby Unit
liyuan.jo.19@ucl.ac.uk

Arthur Gretton
Gatsby Unit
arthur.gretton@gmail.com

Abstract

We consider the problem of causal effect estimation with an unobserved confounder, where we observe a proxy variable that is associated with the confounder. Although *Proxy causal learning (PCL)* [4, 12] uses two proxy variables to recover the true causal effect, we show that a single proxy variable is sufficient for causal estimation if the outcome is generated deterministically, generalizing Control Outcome Calibration Approach (COCA) [19, 20]. We propose two kernel-based methods for this setting: the first based on the two-stage regression approach, and the second based on a maximum moment restriction approach. We prove that both approaches can consistently estimate the causal effect, and we empirically demonstrate that we can successfully recover the causal effect on a synthetic dataset.

1 Introduction

Causal learning involves estimating the impact of our actions on the world. For instance, we might want to understand how flight ticket prices affect sales, or how a specific medication increases the chance of recovery. The action we take is referred to as a “treatment,” which leads to a specific “outcome.” Determining the causal effect solely from observational data is often challenging, however, because the observed relationship between treatment and outcome can be influenced by an unobserved factor known as a “confounder.” In the case of the medical example, patient health might act as a confounder: if the patient is weaker, then he or she might require a higher dose of medicine, and yet have a lower chance of survival. Thus, from observing historical data, the dose may be *negatively correlated* with the chance of recovery; an instance of *Simpson’s paradox*. Hence, it is necessary to address the bias caused by the confounder to assess the true effect.

Although many methods for causal inference methods assume that there are *no unmeasured confounders*, this can be too restrictive, and it is often difficult to determine how the confounder affects treatment assignments and outcomes. A milder assumption is that we have access to *proxy variables*, which are related to the confounder in a specific way. In the *proxy causal learning (PCL)* framework [4, 12], it is shown that with *two* types of proxy variable, we can recover the true causal effect. The original work [12] provided a closed-form solution in the case of categorical treatments and outcomes, and derived a Fredholm equation of the first kind to characterize the continuous case. Solutions for the latter case have been obtained where the causal relationships are modeled as nonlinear basis functions [4], RKHS functions [11, 17], and neural networks [21, 8].

Another approach to using proxy variables is *negative outcome control*, which only requires *one* proxy variable, which is correlated with the confounder but not causally affected by the treatment. Although this requires less information than the PCL framework, we need to place stricter assumptions on the confounding structure. The most well-known negative outcome control is *difference-in-difference (DiD)* method [2, 3], which uses the pre-treatment outcome as the proxy and makes the *parallel trends assumption*, i.e. that the average trends in untreated potential outcomes for treatment and untreated groups are parallel. Although the DiD method is widely used, the parallel trends assumption may not be satisfied, since there might be an unobserved factor that affects both the trend and the treatment assignment.

To overcome this limitation, Tchetgen Tchetgen [19] proposed the *Control Outcome Calibration Approach (COCA)*, which assumes the confounder is the potential outcome [16]. The method originally considers the case with binary treatments and outcomes, but recently [20] introduced *Single Proxy Control*, which generalizes COCA to the continuous outcome case by solving a functional equation similar to the PCL framework. The latter approach still assumes a binary treatment, however, and that the confounder is the potential outcome.

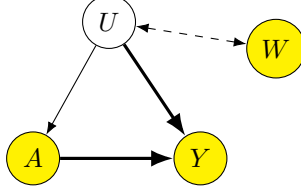


Figure 1: Typical causal graph for the single proxy variable. Here, the bidirectional arrows mean that we allow an arrow in either direction, or even a common ancestor variable; and the thick arrow indicates a deterministic relationship between the variables.

Motivated by this, we propose *Kernel Single Proxy Control*, which can handle continuous treatments and general confounders. Our key assumption is *deterministic confounding*, which means that the outcome is deterministically generated given the treatment and the confounder. Note that this setting includes the original single proxy control, as the relation between the potential outcome and the observed outcome is deterministic. We show that the causal relation can be recovered by solving a similar functional equation as in single proxy control, which we propose to solve using a technique adapted from kernel PCL methods [11, 17].

This paper is structured as follows. In Section 2, we present the overview of the problem settings and kernel method. Then, in Section 3, we describe the proposed method to recover the causal relation. We introduce the two-stage least squares and moment matching approaches, as in Mastouri and Zhu et al. [11], and provide consistency results for both approaches. In Section 4, we report the empirical performance of the proposed method on a synthetic dataset. We also explore the case where the deterministic confounding assumption is violated, and show our proposed methods can still obtain a reasonable estimate of the causal relationship.

2 Preliminary

Notation. Throughout the paper, a capital letter (e.g. A) denotes a random variable, and we denote the set where a random variable takes values by the corresponding calligraphic letter (e.g. \mathcal{A}). The symbol $\mathbb{P}[\cdot]$ denotes the probability distribution of a random variable (e.g. $\mathbb{P}[A]$). We use a lowercase letter to denote a realization of a random variable (e.g. a). We denote the expectation over a random variable as $\mathbb{E}[\cdot]$ and $\|f\|_{\mathbb{P}[\cdot]}$ as the L^2 -norm of a function f with respect to $\mathbb{P}[\cdot]$; i.e. $\|f\|_{\mathbb{P}[A]} = \sqrt{\mathbb{E}_A[f^2(A)]}$.

2.1 Problem Settings

We begin by describing the problem setting. We observe the treatment $A \in \mathcal{A}$ and corresponding outcome $Y \in \mathcal{Y} \subset \mathbb{R}$. We assume that there exists an unobserved confounder $U \in \mathcal{U}$ that affects both A and Y . Our goal is to estimate the structural function $f_{\text{struct}}(X)$ defined as

$$f_{\text{struct}}(a) = \mathbb{E}_U [\mathbb{E}_Y [Y | A = a, U]],$$

which we assume to be continuous. This function is also known as the *Dose-Response Curve* or *Average Potential Outcome*. The challenge of estimating f_{struct} is that the confounder U is not observable — we cannot estimate the structural function from observations A and Y alone. To deal with this, we assume access to the proxy W , which satisfies

Assumption 1 (Structural Assumption). *We assume $W \perp\!\!\!\perp (A, Y) | U$.*

Assumption 2 (Informative Proxy). *Let $l : \mathcal{U} \rightarrow \mathbb{R}$ be any square integrable function $\|l\|_{\mathbb{P}[U]} < \infty$. The following conditions hold:*

$$\mathbb{E}[l(U) | A = a, W = w] = 0 \quad \forall (a, w) \in \mathcal{A} \times \mathcal{W} \quad \Leftrightarrow \quad l(u) = 0 \quad \mathbb{P}[U]\text{-a.e.}$$

These assumptions are similar to those made in *Proxy Causal Learning (PCL)* [4, 12, 11, 17, 21]. Our setting only assumes access to a single proxy W , however, while PCL requires an additional treatment-proxy Z that satisfies $Z \perp\!\!\!\perp Y|A, U$. Instead of observing this proxy, we place several assumptions on the outcome Y , as follows.

Assumption 3 (Deterministic Confounding). *There exists a deterministic function $\gamma_0(a, u) : \mathcal{A} \times \mathcal{U} \rightarrow \mathcal{Y}$ such that $Y = \gamma_0(A, U)$ and $\|\gamma_0(a, U)\|_{\mathbb{P}[U]} \leq \infty$ for all $a \in \mathcal{A}$.*

Assumption 4 (Informative Outcome). *Let $l : \mathcal{U} \rightarrow \mathbb{R}$ be any square integrable function $\|l\|_{\mathbb{P}[U]} < \infty$. The following conditions hold:*

$$\mathbb{E}[l(U) | A = a, Y = y] = 0 \quad \forall (a, y) \in \mathcal{A} \times \mathcal{Y} \quad \Leftrightarrow \quad l(u) = 0 \quad \mathbb{P}[U]\text{-a.e.}$$

Figure 1 shows the causal graph describing these relationships. Note that deterministic confounding (Assumption 3) holds in many interesting cases. One is when U represents the vector of the potential outcomes $U = \{Y^{(0)}, Y^{(1)}, \dots, Y^{(N_A)}\}$ [16], where $\mathcal{A} = \{0, 1, \dots, N_A\}$. Then $\gamma_0(a, u) = \sum_{i=0}^{N_A} \mathbb{1}(a = i)Y^{(i)}$ is deterministic given treatment A and confounder U . This setting is studied in *Single Proxy Control* [20] or when $N_A = 2$. Our methods can be viewed as the generalization of the Control Outcome Calibration Approach (COCA) to continuous treatments and more general confounders U .

2.2 Reproducing Kernel Hilbert Space

For any space $\mathcal{F} \in \{\mathcal{A}, \mathcal{Y}, \mathcal{Z}\}$, let $k_{\mathcal{F}} : \mathcal{F} \times \mathcal{F} \rightarrow \mathbb{R}$ be a positive semidefinite kernel. Here, we assume all kernel functions are characteristic [?] and bounded, $\max_{f, f' \in \mathcal{F}} k_{\mathcal{F}}(f, f') \leq \kappa$. We denote corresponding RKHS as $\mathcal{H}_{\mathcal{F}}$ and canonical feature as $\phi_{\mathcal{F}}$. The inner product and the norm in $\mathcal{H}_{\mathcal{F}}$ is denoted as $\langle \cdot, \cdot \rangle_{\mathcal{H}_{\mathcal{F}}}$ and $\|\cdot\|_{\mathcal{H}_{\mathcal{F}}}$, respectively. We also define the tensor product as \otimes , which induces the Hilbert-Schmidt operator $f \otimes g : \mathcal{H}_{\mathcal{F}_2} \rightarrow \mathcal{H}_{\mathcal{F}_1}$ for $f \in \mathcal{H}_{\mathcal{F}_1}, g \in \mathcal{H}_{\mathcal{F}_2}$, such that $(f \otimes g)h = \langle g, h \rangle_{\mathcal{H}_{\mathcal{F}_2}} f$ for $h \in \mathcal{H}_{\mathcal{F}_2}$. We denote the space of Hilbert-Schmidt operators of $\mathcal{H}_{\mathcal{F}_2} \rightarrow \mathcal{H}_{\mathcal{F}_1}$ as $\mathcal{H}_{\mathcal{F}_1 \mathcal{F}_2}$ with Hilbert-Schmidt norm $\|\cdot\|_{\mathcal{H}_{\mathcal{F}_1 \mathcal{F}_2}}$. We introduce the notation of $\phi_{\mathcal{F}_1 \mathcal{F}_2}(f_1, f_2) = \phi_{\mathcal{F}_1}(f_1) \otimes \phi_{\mathcal{F}_2}(f_2)$. Note that it can be shown that $\mathcal{H}_{\mathcal{F}_1 \mathcal{F}_2}$ is isometrically isomorphic to the product space $\mathcal{H}_{\mathcal{F}_1} \times \mathcal{H}_{\mathcal{F}_2}$.

3 Methods

In this section, we present our proposed methods. We first introduce the *bridge function*, which is essential to obtain the structural function. Then, we introduce two algorithms, *Single Kernel Proxy Variable (SKPV)* and *Single Proxy Maximum Moment Restriction (SPMMR)*, which estimate the bridge function with different approaches.

Bridge Function To estimate the structural function, we need the bridge function $h_0(a, W)$ that is defined as the solution of the following functional equation,

$$\mathbb{E}[h_0(a, W)|A = a, Y = y] = y \quad \forall (a, y) \in \mathcal{A} \times \mathcal{Y} \quad (1)$$

Given this bridge function, we can recover the structural function.

Theorem 1. *Assume Assumptions 1, 3 and 4. Given the bridge function $h_0(a, w)$ satisfying (1), we have*

$$f_{\text{struct}}(a) = \mathbb{E}_W[h_0(a, W)].$$

The proof is shown in Appendix A. Tchetgen Tchetgen et al. [20] also showed a similar result to Theorem 1, however their analysis only considers the case where the treatment A is binary, $\mathcal{A} = \{0, 1\}$, and the hidden confounder U is the potential outcome $U = (Y^{(0)}, Y^{(1)})$. By contrast, in our analysis, we only assume Assumptions 1, 3 and 4, which can be applied to a wider range of problems. We present a sufficient condition for the existence of the bridge function in Appendix A.

From Theorem 1, we can see that it is sufficient to estimate the bridge function to obtain the structural function, which can be done by solving functional equation (1) using samples $\{a_i, w_i, y_i\}_{i=1}^n$. This problem is ill-posed when we consider a sufficiently rich functional space (see discussion in Nashed and Wahba [14]). We assume that the bridge function h is in RKHS $\mathcal{H}_{\mathcal{AW}}$ and add a smoothness requirement. We then propose two approaches to solve (1): A *Two-stage regression approach* [17, 21, 11], which minimizes the L^2 -distance between both hand sides of (1); and a *Maximum Moment Restriction approach* [11, 8, 7], which minimizes the maximum moment of the deviation in (1).

Two-Stage Regression In two-stage regression, we solve (1) by minimizing the loss

$$\mathcal{L}^{2\text{SR}}(h) = \mathbb{E}_{AY} [(Y - \mathbb{E}[h(A, W)|A, Y])^2] + \eta \|h\|_{\mathcal{H}_{\mathcal{AW}}}^2,$$

where $\eta \|h\|_{\mathcal{H}_{\mathcal{AW}}}^2$ is the regularizing term. This loss cannot be directly minimized as it involves conditional expectation $\mathbb{E}[h(A, W)|A, Y]$. To deal with this, Mastouri and Zhu et al. [11] and Singh [17] employed a two-stage regression approach, which first estimates conditional expectation, and then minimizes the loss. We apply this approach in our single proxy setting, and propose the *Single Kernel Proxy Variable (SKPV)* method. Specifically, if $h \in \mathcal{H}_{\mathcal{AW}}$, we have

$$\mathbb{E}[h(A, W)|A = a, Y = y] = \langle h, \phi_{\mathcal{A}}(a) \otimes \mu_{W|A, Y}(a, y) \rangle_{\mathcal{H}_{\mathcal{AW}}}, \quad \mu_{W|A, Y}(a, y) = \mathbb{E}[\phi_{\mathcal{W}}(W)|A = a, Y = y].$$

Here, $\mu_{W|A, Y}(a, y)$ is known as a *conditional mean embedding* [18, 6, 10, 15]. Under the regularity condition that $\mathbb{E}[g(W)|A = a, Y = y]$ is in $\mathcal{H}_{\mathcal{AW}}$ for all $g \in \mathcal{H}_{\mathcal{W}}$, there exists the operator $C_{W|A, Y}$ such that $\mu_{W|A, Y} = C_{W|A, Y}(\phi_{\mathcal{A}}(a) \otimes \phi_{\mathcal{Y}}(y))$. This operator can be estimated from the samples $\{w_i, a_i, y_i\}_{i=1}^n$ [18, 6, 10, 15] as

$$\begin{aligned} \hat{\mu}_{W|A, Y}(a, y) &= \hat{C}_{W|A, Y}(\phi_{\mathcal{A}}(a) \otimes \phi_{\mathcal{Y}}(y)), \\ \hat{C}_{W|A, Y} &= \arg \min_{C \in \mathcal{H}_{\mathcal{W}(\mathcal{AY})}} \frac{1}{n} \sum_{i=1}^n \|\phi_{\mathcal{W}}(w_i) - C(\phi_{\mathcal{A}}(a_i) \otimes \phi_{\mathcal{Y}}(y_i))\|_{\mathcal{H}_{\mathcal{W}}}^2 + \lambda \|C\|_{\mathcal{H}_{\mathcal{W}(\mathcal{AY})}}^2, \end{aligned}$$

where $\lambda > 0$ is the regularizing coefficient, $\mathcal{H}_{\mathcal{W}(\mathcal{AY})}$ denotes the space of Hilbert-Schmidt operators that maps $\mathcal{H}_{\mathcal{AY}}$ to $\mathcal{H}_{\mathcal{W}}$, and $\|\cdot\|_{\mathcal{H}_{\mathcal{W}(\mathcal{AY})}}$ is the norm of that space. This is known as *stage 1 regression* as we regress the feature $\phi_{\mathcal{W}}(w_i)$ on tensor product features $\phi_{\mathcal{A}}(a_i) \otimes \phi_{\mathcal{Y}}(y_i)$. The closed-form solution is

$$\hat{C}_{W|A, Y} = \left(\frac{1}{n} \sum_{i=1}^n \phi_{\mathcal{W}}(w_i) \otimes \phi_{\mathcal{AY}}(a_i, y_i) \right) \left(\frac{1}{n} \sum_{i=1}^n \phi_{\mathcal{AY}}(a_i, y_i) \otimes \phi_{\mathcal{AY}}(a_i, y_i) + \lambda I \right)^{-1},$$

where $\phi_{\mathcal{AY}}(a, y) = \phi_{\mathcal{A}}(a) \otimes \phi_{\mathcal{Y}}(y)$. Given this, we minimize $\mathcal{L}^{2\text{SR}}$ using the estimate in stage 1 regression. Specifically, we obtain the bridge function estimate \hat{h} as

$$\hat{h} = \arg \min_{h \in \mathcal{H}_{\mathcal{AW}}} \frac{1}{n} \sum_{i=1}^n \left(y_i - \langle h, \phi_{\mathcal{A}}(a_i) \otimes \hat{C}_{W|A, Y} \phi_{\mathcal{AY}}(a_i, y_i) \rangle_{\mathcal{H}_{\mathcal{AW}}} \right)^2 + \eta \|h\|_{\mathcal{H}_{\mathcal{AW}}}^2,$$

which is known as *stage 2 regression*. We may use the same samples in stage 1 and 2 regressions, but it is reported that splitting samples between stage 1 and 2 regression can reduce the bias in the estimation [1]. Furthermore, since we do not need samples of W in stage 2 regression, we may use an additional source of data for the samples $\{a_i, y_i\}$. We can obtain the closed-form solution of two-stage regression as follows:

Theorem 2. *Given stage 1 samples $\{w_i, a_i, y_i\}_{i=1}^n$ and stage 2 samples $\{\dot{a}_i, \dot{y}_i\}_{i=1}^m$, and regularizing parameter (λ, η) , we have*

$$\hat{h}(a, w) = \boldsymbol{\alpha}^\top \mathbf{k}(a, w), \quad \boldsymbol{\alpha} = (M + m\eta I)^{-1} \dot{\mathbf{y}}$$

where $\dot{\mathbf{y}} = (\dot{y}_1, \dots, \dot{y}_m)^\top \in \mathbb{R}^m$, and $M \in \mathbb{R}^{m \times m}$ and $\mathbf{k}(a, w) \in \mathbb{R}^m$ are defined as

$$M = K_{\dot{A}\dot{A}} \odot (B^\top K_{WW} B), \quad \mathbf{k}(a, w) = \mathbf{k}_{\dot{A}}(a) \odot (B^\top \mathbf{k}_W(w)), \quad B = (K_{AA} \odot K_{YY} + n\lambda I)^{-1} (K_{A\dot{A}} \odot K_{Y\dot{Y}}).$$

Here, for $F \in \{A, W, Y\}$, we denote the stage 1 kernel matrix as $K_{FF} = (k_{\mathcal{F}}(f_i, f_j))_{ij} \in \mathbb{R}^{n \times n}$ where $k_{\mathcal{F}}$ and f_i are the corresponding space and stage 1 samples. Similarly, for $\dot{F} \in \{\dot{A}, \dot{Y}\}$, we denote the stage 2 kernel matrix as $K_{\dot{F}\dot{F}} = (k_{\mathcal{F}}(\dot{f}_i, \dot{f}_j))_{ij} \in \mathbb{R}^{m \times m}$ where $k_{\mathcal{F}}$ and \dot{f}_i are the corresponding space and stage 2 samples. We further denote $K_{F\dot{F}} = (k_{\mathcal{F}}(f_i, \dot{f}_j))_{ij} \in \mathbb{R}^{n \times m}$ and $\mathbf{k}_{\dot{A}}(a) = (k(\dot{a}_i, a))_i \in \mathbb{R}^m$, $\mathbf{k}_W(w) = (k(w_i, w))_i \in \mathbb{R}^m$

The derivation is shown in Appendix B, where we further show this solution is equivalent to Mastouri and Zhu et al. [11, Proposition 2], which involves learning nm parameters, while ours only learns n parameters. Our solution is moreover slightly different from Singh [17, Algorithm 1], whose version is $\alpha = (MM + m\eta M)^{-1}M\dot{y}$. Although these solutions co-incide when M is invertible, we claim that our solution is more numerically stable, especially when the matrix M is close to singular. The computation requires $O(n^3 + m^3)$, which can be reduced via the usual Cholesky or Nystrom techniques.

Given estimated bridge function $\hat{h}(a, w)$, we can estimate the structural function as

$$\hat{f}_{\text{struct}}(a) = \frac{1}{n} \sum_{i=1}^n \hat{h}(a, w_i). \quad (2)$$

To derive the consistency of the estimate, we make the following assumptions.

Assumption 5. Let covariance operator of \mathcal{H}_{AW} be $T = \mathbb{E}[\phi_{AW}(A, W) \otimes \phi_{AW}(A, W)]$ and its eigen-decomposition be $\{\eta_i, \phi_i\}$. We assume η_i , the i -th eigenvalue of T , can be bounded by $\eta_i \leq Ci^{-b_0}$ for constant C, b_0 . Furthermore, we assume the bridge function h_0 is in \mathcal{H}^{c_0} -power space $\mathcal{H}_{AW}^{c_0}$ for some $c_0 \in (1, 2]$ defined as

$$\mathcal{H}_{AW}^{c_0} = \left\{ f \in \mathcal{H}_{AW} \mid \sum_{i=1}^{\infty} \frac{\langle f, \phi_i \rangle_{\mathcal{H}_{AW}}^2}{\eta_i^{c_0}} < \infty \right\}$$

This assumption is made in the analysis of various kernel-based methods [17, 11, 5], which require the smoothness of the true bridge function. The constant b_0 is known as the effective dimension of \mathcal{H}_{AW} , and $b_0 = \infty$ when RKHS \mathcal{H}_{AW} is the finite dimension. The constant c_0 measures the smoothness of the bridge function: a larger c_0 means a smoother bridge function. We assume a similar condition on operator $C_{W|A, Y}$.

Assumption 6. Let the covariance operator of \mathcal{H}_{AY} be $T = \mathbb{E}[\phi_{AY}(A, Y) \otimes \phi_{AY}(A, Y)]$. We assume η_i , the i -th eigenvalue of T , can be bounded by $\eta_i \leq Ci^{-b_1}$ for constant C, b_1 . Furthermore, we assume the image of the operator $C_{W|A, Y}^*$ is in \mathcal{H}^{c_1} -power space $\mathcal{H}_W^{c_1}$ for some $c_1 \in (1, 2]$.

Here, we denote $*$ as the adjoint of the operator. Given these assumptions, we can show the following consistency result.

Proposition 1. Assume Assumptions 5 and 6. Given stage 1 samples $\{w_i, a_i, y_i\}_{i=1}^n$ and stage 2 samples $\{\dot{a}_i, \dot{y}_i\}_{i=1}^m$, and let $\lambda = n^{-\frac{1}{c_0+1/b_0}}$ and $n = m^{\xi \frac{c_0+1/b_0}{c_0-1}}$ for some $\xi > 0$. Then,

$$\sup_{a, w} |h(a, w) - \hat{h}(a, w)| = \begin{cases} O_P(m^{-\frac{\xi c_1 - 1}{2(c_1+1)}}) & \text{with } \eta = m^{-\frac{\xi}{c_1+3}} \\ O_P(m^{-\frac{c_1-1}{2(c_1+1/b_1)}}) & \text{with } \eta = m^{-\frac{1}{c_1+1/b_1}} \end{cases} \quad \xi \leq \frac{c_1+3}{c_1+1/b_1} \text{ otherwise}$$

This upper bound can be translated to the estimation error of structural function as

$$\sup_a |f_{\text{struct}} - \hat{f}_{\text{struct}}| \leq \sup_{a, w} |h(a, w) - \hat{h}(a, w)| + O_P(n^{-1/2}),$$

under the condition of Theorem 1.

The proof is a direct application of Theorem 3 in Singh [17]. From this, we can see that SKPV can consistently recover the bridge function and structural function. As in Singh [17], we observe that the best data ratio is $n = m^{\frac{c_1+3}{c_1+1/b_1} \frac{c_0+1/b_0}{c_0-1}}$ from which $n \gg m$. The best rate for bridge function estimation under this data size ratio is $O_P(m^{-\frac{c_1-1}{2(c_1+1/b_1)}})$ which is the same as for kernel ridge regression [5].

Maximum Moment Restriction Another approach to solving (1) is to consider moment restriction, which minimizes the maximum moment of $\mathbb{P}[Y - h(A, W)|A, Y]$. We apply this approach to the setting and propose *Single Proxy Maximum Moment Restriction (SPMMR)*. Specifically, we consider the following minimax problem.

$$\arg \min_{h \in \mathcal{H}_{AW}} \max_{\substack{g \in \mathcal{H}_{AY}, \\ \|g\|_{\mathcal{H}_{AY}} \leq 1}} (\mathbb{E}[(Y - h(A, W))g(A, Y)])^2.$$

As shown by Mastouri and Zhu et al. [11, Lemma 1], the unique solution to this minimax problem is the solution of (1). Furthermore, using a similar discussion to Mastouri and Zhu et al. [11, Lemma 2], we can show that the maximum over g can be computed in the closed-form as

$$\begin{aligned}\mathcal{L}^{\text{MMR}}(h) &= \max_{g \in \mathcal{H}_{\mathcal{A}\mathcal{Y}}, \|g\|_{\mathcal{H}_{\mathcal{A}\mathcal{Y}}} \leq 1} (\mathbb{E}[(Y - h(A, W))g(A, Y)])^2 \\ &= \mathbb{E}[(Y - h(A, W))(Y' - h(A', W'))k_{\mathcal{A}}(A, A')k_{\mathcal{Y}}(Y, Y')],\end{aligned}$$

where (W', A', Y') are independent copies of (W, A, Y) , respectively. Empirically, we minimize \mathcal{L}^{MMR} with regularization as

$$\hat{h} = \arg \min_{h \in \mathcal{H}_{\mathcal{A}\mathcal{W}}} \frac{1}{n^2} \sum_{i,j=1}^n (y_i - h(a_i, w_i))(y_j - h(a_j, w_j))k_{\mathcal{A}}(a_i, a_j)k_{\mathcal{Y}}(y_i, y_j) + \eta \|h\|_{\mathcal{H}_{\mathcal{A}\mathcal{W}}}^2. \quad (3)$$

The closed-form solution of (3) can be obtained as follows.

Theorem 3. *Given samples $\{w_i, a_i, y_i\}_{i=1}^n$, the solution of (3) is given as*

$$\hat{h}(a, w) = \boldsymbol{\alpha}^\top \mathbf{k}(a, w), \quad \boldsymbol{\alpha} = \sqrt{G} \left(\sqrt{G}L\sqrt{G} + n^2\eta I \right)^{-1} \sqrt{G}\mathbf{y},$$

where $\mathbf{y} = (y_1, \dots, y_n) \in \mathbb{R}^n$ and

$$L = K_{AA} \odot K_{WW}, \quad G = K_{AA} \odot K_{YY}, \quad \mathbf{k}(a, w) = (k_{\mathcal{A}}(a_i, a)k_{\mathcal{W}}(w_i, w))_{ij} \in \mathbb{R}^n$$

with $K_{FF} = (k_{\mathcal{F}}(f_i, f_j))_{ij} \in \mathbb{R}^{n \times n}$ for $F \in \{W, A, Y\}$ and corresponding kernel function $k_{\mathcal{F}}$ and samples f_i , and \sqrt{G} denotes the square root of $L = \sqrt{G}\sqrt{G}$.

The derivation is given in Appendix B. Again, this slightly differs from the original solution in Mastouri and Zhu et al. [11], which is $\boldsymbol{\alpha} = (LGL + n^2\eta L)^{-1}L\mathbf{G}\mathbf{y}$, but they are identical if L, G are non-singular. We claim that our solution is more numerically stable when the condition number of L is large. The computational complexity is $O(n^3)$, which can be reduced via the usual Cholesky or Nystrom techniques. Given the estimated bridge function, we can use the empirical average to estimate the structural function as in (2).

To derive the consistency of the bridge function, we make the same assumption as Mastouri and Zhu et al. [11, Assumption 16].

Assumption 7. *Let T be the operator $T = \mathbb{E}[\phi_{\mathcal{A}\mathcal{W}}(A, W) \otimes \phi_{\mathcal{A}\mathcal{Y}}(A, Y)]$, and its singular decomposition as $\{\eta_i, \phi_i, \psi_i\}$. We assume h_0 is in γ -regularity space $\mathcal{H}_{\mathcal{A}\mathcal{W}}^\gamma$ that is defined as*

$$\mathcal{H}_{\mathcal{A}\mathcal{W}}^\gamma = \left\{ f \in \mathcal{H}_{\mathcal{A}\mathcal{W}} \mid \sum_{i=1}^{\infty} \frac{\langle f, \phi_i \rangle_{\mathcal{H}_{\mathcal{A}\mathcal{W}}}^2}{\eta_i^{2\gamma}} \right\}$$

This assumption is similar to Assumption 5: a larger γ means a smoother bridge function. Given this, we can show consistency of the SPMR method.

Theorem 4. *Given Assumption 7 and samples $\{w_i, a_i, y_i\}$ size of n . Then, we have*

$$\|\hat{h} - h_0\|_{\mathcal{H}_{\mathcal{A}\mathcal{W}}} \leq O\left(n^{-\frac{1}{2} \min(\frac{1}{2}, \frac{\gamma}{\gamma+2})}\right)$$

with $\lambda = n^{-\frac{1}{2} \min(\frac{1}{2}, \frac{2}{\gamma+2})}$.

The proof is the direct application of Mastouri and Zhu et al. [11, Theorem 3]. From this, we can see that the best rate $O(n^{-1/4})$ is achieved when $\gamma \geq 2$. Again, this best rate is the same as kernel ridge regression or SKPV. Furthermore, Mastouri and Zhu et al. [11] discussed the relation of the two-stage regression approach and maximum moment restriction approach in the asymptotic case; this relation also applies to our SKPV and SPMR.

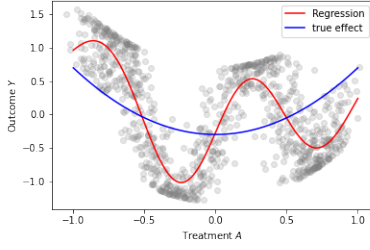


Figure 2: Regression Result

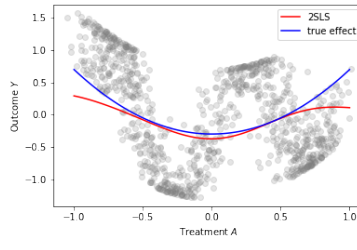


Figure 3: SKPV Result

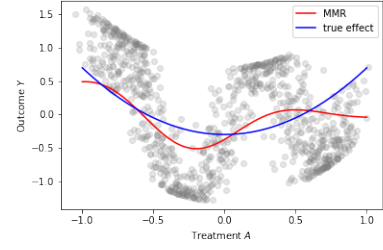


Figure 4: SPMMR Result

	$\sigma = 0.0$	$\sigma = 0.1$	$\sigma = 0.5$	$\sigma = 1.0$
Regression	1.733 (0.003)	1.739 (0.003)	1.730 (0.003)	1.731 (0.004)
SKPV	0.042 (0.002)	0.041 (0.003)	0.144 (0.013)	0.536 (0.043)
SPMMR	0.054 (0.000)	0.055 (0.000)	0.058 (0.001)	0.089 (0.002)

Table 1: Mean squared error and standard deviation for various noise levels.

4 Experiments

In this section, we present the empirical performance of our single proxy method in a synthetic setting. We consider the following data generation processes:

$$\begin{aligned}
 U &\sim \text{Unif}(-1, 1) & A &= \Phi(U) + \mathcal{N}(0, (0.1)^2) \\
 Y &= \sin(2\pi U) + A^2 - 0.3 & W &= \exp(U) + \mathcal{N}(0, (0.05)^2)
 \end{aligned}$$

Here, Φ is the Gaussian error function. The true structural function is $f_{\text{struct}}(a) = a^2 - 0.3$. Figure 2 shows the true structural function $f_{\text{struct}}(a)$ (blue) and conditional expectation $\mathbb{E}[Y|A=a]$ (red) learned from kernel ridge regression. This shows the existence of confounding bias: the conditional expectation is different from the true structural function.

To correct for this, we apply SKPV and SPMMR using proxy W . We used the Gaussian kernel, where the bandwidth is tuned using the median trick. The regularizer is set to $(\lambda, \eta) = (0.001, 0.001)$ for SKPV method and $\lambda = 0.001$ for SPMMR method. We generated 1000 samples and applied these methods. Results are shown in Figure 3, which exhibits a good fit compared to kernel ridge regression.

We further test performance in a case where the deterministic confounding assumption (Assumption 3) is violated. We add the Gaussian noise $\mathcal{N}(0, \sigma^2)$ to the outcome, where we vary the noise levels in $\sigma \in \{0, 0.1, 0.5, 1.0\}$. We again generated 1000 samples and repeated each noise level for 20 times. The mean squared error in estimating the structural function is presented in Table 1. From this, we can see that SKPV and KPMR can still correct confounding bias even if the outcome contains noise. In our setting, SKPV performs better than SPMMR when the noise is small, but SPMMR is more robust to greater noise levels. Overall, we hypothesize that the effect of the additive error is minimal, however, the theoretical analysis remains a topic for future study.

5 Conclusion

In this paper, we propose single proxy causal learning, which only requires a single proxy variable. Our theoretical analysis shows that the bridge function can recover the true structural function if the outcome is generated in a deterministic way. Motivated by this, we propose two methods to estimate the bridge function, named SKPV and SPMMR, which are shown to converge to the true bridge function as the number of samples increases. We also empirically show that we can still apply these methods in the additive noise case, which violates the deterministic confounding assumption.

References

- [1] J. D. Angrist and A. B. Krueger. Split-sample instrumental variables estimates of the return to schooling. *Journal of Business and Economic Statistics*, 13(2):225–235, 1995. ISSN 07350015. URL <http://www.jstor.org/stable/1392377>.
- [2] J. D. Angrist and J.-S. Pischke. *Mostly Harmless Econometrics: An Empiricist’s Companion*. Princeton University Press, Dec. 2008. ISBN 0691120358.
- [3] D. Card and A. B. Krueger. Minimum wages and employment: A case study of the fast-food industry in new jersey and pennsylvania. *The American Economic Review*, 84(4):772–793, 1994.
- [4] B. Deaner. Proxy controls and panel data, 2018.
- [5] S. Fischer and I. Steinwart. Sobolev norm learning rates for regularized least-squares algorithms. *Journal of Machine Learning Research*, 21(1), 2020.
- [6] S. Grünewälder, G. Lever, L. Baldassarre, S. Patterson, A. Gretton, and M. Pontil. Conditional mean embeddings as regressors. In *Proceedings of the 29th International Conference on Machine Learning*, page 1803–1810, 2012.
- [7] N. Kallus, X. Mao, and M. Uehara. Causal inference under unmeasured confounding with negative controls: A minimax learning approach, 2021.
- [8] B. Kompa, D. Bellamy, T. Kolokotronis, A. Beam, et al. Deep learning methods for proximal inference via maximum moment restriction. *Advances in Neural Information Processing Systems*, 35:11189–11201, 2022.
- [9] R. Kress. *Linear Integral Equations*. Applied Mathematical Sciences. Springer New York, 1999.
- [10] Z. Li, D. Meunier, M. Mollenhauer, and A. Gretton. Optimal rates for regularized conditional mean embedding learning. In A. H. Oh, A. Agarwal, D. Belgrave, and K. Cho, editors, *Advances in Neural Information Processing Systems*, 2022. URL <https://openreview.net/forum?id=KwwBBSzQgRX>.
- [11] A. Mastouri, Y. Zhu, L. Gultchin, A. Korba, R. Silva, M. Kusner, A. Gretton, and K. Muandet. Proximal causal learning with kernels: Two-stage estimation and moment restriction. In *Proceedings of The 38th International Conference on Machine Learning*, 2021.
- [12] W. Miao, Z. Geng, and E. Tchetgen Tchetgen. Identifying causal effects with proxy variables of an unmeasured confounder. *Biometrika*, 105(4):987–993, 2018.
- [13] K. P. Murphy. *Machine learning: a probabilistic perspective*. MIT Press, 2013.
- [14] M. Z. Nashed and G. Wahba. Generalized inverses in reproducing kernel spaces: An approach to regularization of linear operator equations. *SIAM Journal on Mathematical Analysis*, 5(6):974–987, 1974.
- [15] J. Park and K. Muandet. A measure-theoretic approach to kernel conditional mean embeddings. In *Advances in Neural Information Processing Systems*, volume 33, pages 21247–21259, 2020.
- [16] D. B. Rubin. Causal inference using potential outcomes: Design, modeling, decisions. *Journal of the American Statistical Association*, 100(469):322–331, 2005.
- [17] R. Singh. Kernel methods for unobserved confounding: Negative controls, proxies, and instruments, 2020.
- [18] L. Song, J. Huang, A. Smola, and K. Fukumizu. Hilbert space embeddings of conditional distributions with applications to dynamical systems. In *Proceedings of the 26th International Conference on Machine Learning*, page 961–968, 2009.
- [19] E. Tchetgen Tchetgen. The control outcome calibration approach for causal inference with unobserved confounding. *American journal of epidemiology*, 179(5):633–640, 2014.

- [20] E. Tchetgen Tchetgen, C. Park, and D. Richardson. Single proxy control, 2023.
- [21] L. Xu, H. Kanagawa, and A. Gretton. Deep proxy causal learning and its application to confounded bandit policy evaluation. In A. Beygelzimer, Y. Dauphin, P. Liang, and J. W. Vaughan, editors, *Advances in Neural Information Processing Systems*, 2021. URL <https://openreview.net/forum?id=0FDxsIEv9G>.

A Identifiability

In this appendix, we prove propositions given in the main text. In the following, we assume that the spaces \mathcal{U} , \mathcal{A} , \mathcal{W} are separable and completely metrizable topological spaces and equipped with Borel σ -algebras.

A.1 Existence of bridge function

First, we discuss conditions to guarantee the existence of the bridge function b . Let us consider the following operators:

$$\begin{aligned} E_a : L^2(P_{W|A=a}) &\rightarrow L^2(P_{Y|A=a}), \quad E_a f := \mathbb{E}[f(W)|A=a, Y=\cdot], \\ F_a : L^2(P_{Y|A=a}) &\rightarrow L^2(P_{W|A=a}), \quad F_a g := \mathbb{E}[g(Y)|A=a, W=\cdot], \end{aligned}$$

Our goal is to show that $I(y) = y$ is in the range of E_a , i.e., we seek a solution to the inverse problem defined by

$$E_a h = I(y). \quad (4)$$

This suffices to prove the existence of the function h , for if there exists a function h_a^* for each $a \in \mathcal{A}$ such that

$$\mathbb{E}[h_a^*|A=a, Y=\cdot] = y,$$

we can define $h_0(a, w) := h_a^*(w)$. We apply the discussion similar to Xu et al. [21, Appendix B], which ensures the existence using the following theorem.

Proposition 2 ([9, Theorem 15.18]). *Let \mathcal{X} and \mathcal{Y} be Hilbert spaces. Let $E : \mathcal{X} \rightarrow \mathcal{Y}$ be a compact linear operator with singular system $\{(\mu_n, \varphi_n, g_n)\}_{n=1}^\infty$. The equation of the first kind*

$$E\varphi = f$$

is solvable if and only if $f \in N(E^)^\perp$ and*

$$\sum_{n=1}^\infty \frac{1}{\mu_n^2} |\langle f, g_n \rangle|^2 < \infty.$$

Here, $N(E^)$ denotes the null space of the operator E^* . Then a solution is given by*

$$\phi = \sum_{n=1}^\infty \frac{1}{\mu_n} \langle f, g_n \rangle \varphi_n.$$

To apply Proposition 2, we make the following additional assumptions.

Assumption 8. *For each $a \in \mathcal{A}$, the operator E_a is compact with singular system $\{(\mu_{a,n}, \varphi_{a,n}, g_{a,n})\}_{n=1}^\infty$.*

Assumption 9. *The identity map $I(y)$ satisfies*

$$\sum_{n=1}^\infty \frac{1}{\mu_{a,n}^2} |\langle I, g_{a,n} \rangle_{L^2(P_{Y|A=a})}|^2 < \infty,$$

for a singular system $\{(\mu_{a,n}, \phi_{a,n}, g_{a,n})\}_{n=1}^\infty$ given in Assumption 8.

Please refer to Xu et al. [21, Remark 1] for the discussion on these assumptions. It is easy to see that Assumptions 8 and 9 are required for using Proposition 2. The remaining condition to show is that $I(y)$ is in $N(E_a^*)^\perp$. We show that the structural assumption (Assumption 1), completeness assumption (Assumption 2), and deterministic confounding (Assumption 3) imply the required condition.

Lemma 1. *Under Assumptions 1 to 3, the conditional expectation $\mathbb{E}[Y|A=a, Y=\cdot]$ is in the orthogonal complement of the null space $N(E_a^*)$.*

Proof. We first show that the adjoint of E_a is given by F_a . For the operator E_a , any $f \in L_2(P_{W|A=a})$ and $g \in L_2(P_{Y|A=a})$, we have

$$\begin{aligned} \langle E_a f, g \rangle_{L_2(P_{Y|A=a})} &= \mathbb{E}_{Y|A=a} [\mathbb{E}[f(W)|A=a, Y] g(Y)] \\ &= \mathbb{E}_{Y|A=a} [\mathbb{E}_{U|A=a, Y} [\mathbb{E}[f(W)|A=a, Y, U]] g(Y)] \\ &\stackrel{(a)}{=} \mathbb{E}_{Y|A=a} [\mathbb{E}_{U|A=a, Y} [\mathbb{E}[f(W)|A=a, U]] g(Y)] \\ &= \mathbb{E}_{U, Y|A=a} [\mathbb{E}[f(W)|A=a, U] g(Y)] \\ &= \mathbb{E}_{U|A=a} [\mathbb{E}[f(W)|A=a, U] \mathbb{E}[g(Y)|A=a, U]] \end{aligned}$$

where (a) follows from $W \perp\!\!\!\perp (A, Y)|U$, which is from Assumption 1. Similarly,

$$\begin{aligned} \langle f, F_a g \rangle_{L_2(P_{W|A=a})} &= \mathbb{E}_{W|A=a} [f(W) \mathbb{E}[g(Y)|A=a, W]] \\ &= \mathbb{E}_{W|A=a} [f(W) \mathbb{E}_{U|A=a, W} [\mathbb{E}[g(Y)|A=a, W, U]]] \\ &\stackrel{(b)}{=} \mathbb{E}_{W|A=a} [f(W) \mathbb{E}_{U|A=a, W} [\mathbb{E}[g(Y)|A=a, U]]] \\ &= \mathbb{E}_{W, U|A=a} [f(W) \mathbb{E}[g(Y)|A=a, U]] \\ &= \mathbb{E}_{U|A=a} [\mathbb{E}[f(W)|A=a, U] \mathbb{E}[g(Y)|A=a, U]] \\ &= \langle E_a f, g \rangle_{L_2(P_{Y|A=a})}. \end{aligned}$$

Again, (b) is given by $W \perp\!\!\!\perp A, Y|U$ from Assumption 1. For any $f^* \in N(E_a^*) = N(F_a)$, by iterated expectations, we have

$$\begin{aligned} 0 &= \mathbb{E}[f^*(Y)|A=a, W=\cdot] \\ &= \mathbb{E}_U [\mathbb{E}[f^*(Y)|A, U, W]|A=a, W=\cdot] \\ &= \mathbb{E}_U [f^*(\gamma_0(a, U))|A=a, W=\cdot]. \quad (\because \text{Assumption 3}) \end{aligned} \tag{5}$$

From Assumption 2,

$$\mathbb{E}[l(U) | A=a, W=w] = 0 \quad \forall (a, w) \in \mathcal{A} \times \mathcal{W} \quad \Leftrightarrow \quad l(u) = 0 \quad P_U\text{-a.e.}$$

for all functions $l \in L^2(P_{U|A=a})$. Hence, (5) and Assumption 2 implies

$$f^*(\gamma_0(a, U)) = 0 \quad P_U\text{-a.s.}$$

Then, the inner product between f^* and $I(y)$ is given as follows:

$$\begin{aligned} \langle f^*, I \rangle_{L^2(P_{Y|A=a})} &= \mathbb{E}_{Y|A=a} [f^*(Y)Y] \\ &= \mathbb{E}_{U|A=a} [\mathbb{E}_{Y|U, A=a} [f^*(Y)Y]] \\ &\stackrel{(c)}{=} \mathbb{E}_{U|A=a} [f^*(\gamma_0(a, U))\gamma_0(a, U)] \\ &= 0. \end{aligned}$$

Here, (c) uses the fact that Y is deterministic given (a, u) . Hence, we have

$$I \in N(E_a^*)^\perp.$$

□

Now, we are able to apply Proposition 2, leading to the following lemma.

Lemma 2. *Under Assumptions 1 to 3, 8 and 9, for each $a \in \mathcal{A}$, there exists a function $h_a^* \in L_2(P_{W|A=a})$ such that*

$$y = \mathbb{E} [h_a^*(W)|A = a, Y = y].$$

Proof. By Lemma 1, the identity $I(y)$ is in $N(E_a^*)^\perp$. Therefore, by Proposition 2, under the given assumptions, there exists a solution to (4). Letting the solution be h_a^* completes the proof. \square

A.2 Identifiability

Here, we show that the bridge function h can be used to compute the various causal quantities. In addition to the assumptions required for the existence of bridge function listed in the previous section, we assume the conditional expectation of outcome given treatment is square integrable.

Assumption 10. *For each $a \in \mathcal{A}$, under the observational distribution, we have*

$$\mathbb{E} [Y^2|A = a] < \infty.$$

Given the assumption, we can prove the following theorem.

Theorem 5. *Assume that there exists a function $h_0 : \mathcal{A} \times \mathcal{W} \rightarrow \mathbb{R}$ such that for each $a \in \mathcal{A}$, the function $h_0(a, \cdot)$ is in $L^2(P_{W|A=a})$ and satisfies*

$$y = \mathbb{E} [h_0(a, W)|A = a, Y = y] \quad P_{Y|A=a}\text{-a.s.} \quad (6)$$

Under Assumptions 1 to 3 and 10, we have

$$\mathbb{E}_{W|U} [h_0(a, W)] = \mathbb{E} [Y|A = a, U]. \quad (7)$$

Proof. First, we show that under Assumption 3, we have

$$\mathbb{E} [\gamma_0(a, U)|A = a, Y = y] = y. \quad (8)$$

Let $B(a, y) = \{u \in \mathcal{U} | \gamma(a, u) = y\}$. Then, we have

$$\begin{aligned} \mathbb{E} [\gamma_0(a, U)|A = a, Y = y] &= \int \gamma_0(a, U) dP(U|A = a, Y = y) \\ &= \int_{\neg B(a, y)} \gamma_0(a, U) dP(U|A = a, Y = y) + \int_{B(a, y)} \gamma_0(a, U) dP(U|A = a, Y = y) \\ &= \int_{\neg B(a, y)} \gamma_0(a, U) dP(U|A = a, Y = y) + y \int_{B(a, y)} dP(U|A = a, Y = y) \end{aligned}$$

Now, from Bayes' theorem,

$$P(U|A = a, Y = y) \propto P(Y = y|U, A = a)P(U|A = a).$$

Since Y is generated deterministically, the support of $P(Y = y|U, A = a)$ is $B(a, y)$. Therefore,

$$\int_{\neg B(a, y)} \gamma_0(a, U) dP(U|A = a, Y = y) = 0, \quad \int_{B(a, y)} dP(U|A = a, Y = y) = 1.$$

Hence, we have (8). Using this, we have

$$\begin{aligned} &\mathbb{E} [h_0(a, W)|A = a, Y = y] - y = 0 \\ \Leftrightarrow &\mathbb{E}_{U|A=a, Y=y} [\mathbb{E} [h_0(a, W)|U]] - \mathbb{E}_{U|A=a, Y=y} [\gamma_0(a, U)] = 0 \quad (\because (8), \text{ Assumption 1}) \\ \Leftrightarrow &\mathbb{E} [h_0(a, W)|U] - \gamma_0(a, U) = 0 \quad (\because \text{ Assumption 4}) \\ \Leftrightarrow &\mathbb{E} [h_0(a, W)|U] = \gamma_0(a, U) \end{aligned}$$

Hence, if we solve equation (6), we have

$$f_{\text{struct}}(a) = \mathbb{E}_U [\gamma_0(a, U)] = \mathbb{E}_U [\mathbb{E} [h_0(a, W)|U]] = \mathbb{E} [h_0(a, W)].$$

\square

B Derivation

Two-stage Regression Here, we present the proof of Theorem 2. First, we recall the empirical estimate of conditional mean embedding as follows.

Proposition 3 ([18, Theorem 5]). *Given stage 1 samples $\{w_i, a_i, y_i\}$, the solution of stage 1 regression is given as*

$$\hat{\mu}_{W|A,Y}(a, y) = \sum_{i=1}^n \beta_i(a, y) \phi(w_i), \quad \beta(a, y) = (K_{AA} \otimes K_{YY} + n\lambda I)^{-1}(\mathbf{k}_A(a) \odot \mathbf{k}_Y(y))$$

where $\mathbf{k}_A(a) = (k(a_i, a))_i \in \mathbb{R}^n$, $\mathbf{k}_Y(y) = (k(y_i, y))_i$.

Given this, we consider stage 2 regression

$$\hat{h} = \arg \min_{h \in \mathcal{H}_{AW}} \frac{1}{n} \sum_{i=1}^n \left(y_i - \langle h, \phi_A(a_i) \otimes \hat{\mu}_{W|A,Y}(a_i, y_i) \rangle_{\mathcal{H}_{AW}} \right)^2 + \eta \|h\|_{\mathcal{H}_{AW}}^2$$

can be seen as the kernel ridge regression with the kernel function \tilde{k} is given as

$$\begin{aligned} \tilde{k}((a, y), (a', y')) &= \langle \phi_A(a) \otimes \hat{\mu}_{W|A,Y}(a, y), \phi_A(a') \otimes \hat{\mu}_{W|A,Y}(a', y') \rangle_{\mathcal{H}_{AW}} \\ &= k_A(a, a') (\beta^\top(a, y) K_{WW} \beta(a', y')). \end{aligned}$$

Using the closed-form solution of kernel ridge regression (See [13, Chapter 14.4.3]) yields Theorem 2.

Equivalence to Mastouri and Zhu et al. [11] Mastouri and Zhu et al. [11] considered a different way of deriving the closed-form of the two-stage regression.

Proposition 4 (Mastouri and Zhu et al. [11, Proposition 2]). *Given stage 1 samples $\{w_i, a_i, y_i\}_{i=1}^n$ and stage 2 samples $\{\hat{a}_i, \hat{y}_i\}_{i=1}^m$, and regularizing parameter (λ, η) , we have*

$$\hat{h}(a, w) = \mathbf{k}_W^\top(w) \Gamma \mathbf{k}_A(a), \quad \Gamma \in \mathbb{R}^{n \times m}, \quad \text{vec}(\Gamma) = (B \bar{\otimes} I)(M + m\eta I)^{-1} \mathbf{y} \in \mathbb{R}^{nm}$$

where $\bar{\otimes}$ is the tensor product of associated columns of matrices with the same number of columns and vec row-wise vectorization as $\text{vec}\begin{pmatrix} a & b \\ c & d \end{pmatrix} = [a, b, c, d]^\top$. The definitions of $\mathbf{k}_W, \mathbf{k}_A, B, M$ can be found in Theorem 2.

Although this learns mn parameters, we show this solution is equivalent to Theorem 2 restated as follows.

$$\hat{h}(a, w) = \boldsymbol{\alpha}^\top (\mathbf{k}_A(a) \odot B^\top \mathbf{k}_W(w)), \quad \boldsymbol{\alpha} = (M + m\eta I)^{-1} \mathbf{y} \in \mathbb{R}^m$$

From the definition of $\bar{\otimes}$ and $\boldsymbol{\alpha}$, we have

$$\text{vec}(\Gamma) = \begin{bmatrix} B_{11} & & & & \\ & B_{12} & & & \\ & & \ddots & & \\ & & & B_{1n} & \\ B_{21} & & & & \\ & B_{22} & & & \\ & & \ddots & & \\ & & & B_{2n} & \\ & & & & \vdots \\ B_{m1} & & & & \\ & B_{m2} & & & \\ & & \ddots & & \\ & & & B_{mn} & \end{bmatrix} \boldsymbol{\alpha}.$$

Hence, from definition of vec , we have

$$\Gamma = \begin{bmatrix} (\mathbf{B}_{1\cdot} \odot \boldsymbol{\alpha})^\top \\ (\mathbf{B}_{2\cdot} \odot \boldsymbol{\alpha})^\top \\ \vdots \\ (\mathbf{B}_{n\cdot} \odot \boldsymbol{\alpha})^\top \end{bmatrix} \in \mathbb{R}^{n \times m},$$

where $\mathbf{B}_{i\cdot}$ is the i -th row vector of matrix B . Therefore, Proposition 4 can be written as

$$\hat{h}(a, w) = \sum_{i=1}^m k_W(w_i, w) (\mathbf{B}_{i\cdot} \odot \boldsymbol{\alpha})^\top \mathbf{k}_{\hat{A}}.$$

From linearity, we have

$$\begin{aligned} \hat{h}(a, w) &= \sum_{i=1}^m k_W(w_i, w) (\mathbf{B}_{i\cdot} \odot \boldsymbol{\alpha})^\top \mathbf{k}_{\hat{A}} \\ &= \left(\sum_{i=1}^m \mathbf{B}_{i\cdot} k_W(w_i, w) \odot \boldsymbol{\alpha} \right)^\top \mathbf{k}_{\hat{A}} \\ &= (B^\top \mathbf{k}_W(w) \odot \boldsymbol{\alpha})^\top \mathbf{k}_{\hat{A}} \\ &= (B^\top \mathbf{k}_W(w) \odot \mathbf{k}_{\hat{A}})^\top \boldsymbol{\alpha} \end{aligned}$$

The last equality holds for all vectors $(\mathbf{a} \odot \mathbf{b})^\top \mathbf{c} = (\mathbf{a} \odot \mathbf{c})^\top \mathbf{b} = \sum_i a_i b_i c_i$. Hence, we showed Proposition 4 is equivalent to Theorem 2.

Maximum Moment Restriction Here, we present the proof of Theorem 3. Let $\mathbf{h} \in \mathbb{R}^n = (h(a_i, w_i))_i \in \mathbb{R}^n$. Then, we can rewrite empirical loss in (3) as

$$\begin{aligned} \hat{h} &= \arg \min_h \frac{1}{n^2} \mathbf{h}^\top G \mathbf{h} - \frac{2}{n^2} \mathbf{y}^\top G \mathbf{h} + \frac{1}{n^2} \mathbf{y}^\top G \mathbf{y} + \eta \|h\|_{\mathcal{H}_{\mathcal{A}\mathcal{W}}} \\ &= \arg \min_h \frac{1}{n} (\sqrt{G/n} \mathbf{y} - \sqrt{G/n} \mathbf{h})^\top (\sqrt{G/n} \mathbf{y} - \sqrt{G/n} \mathbf{h}) + \eta \|h\|_{\mathcal{H}_{\mathcal{A}\mathcal{W}}} \\ &= \arg \min_h \frac{1}{n} \sum_{i=1}^n ((\sqrt{G/n} \mathbf{y})_i - (\sqrt{G/n} \mathbf{h})_i)^2 + \eta \|h\|_{\mathcal{H}_{\mathcal{A}\mathcal{W}}}. \end{aligned}$$

Here, we denote $(\mathbf{x})_i$ as the i -th element of vector \mathbf{x} . From reproducing characteristic, we have

$$(\sqrt{G/n} \mathbf{h})_i = \langle \tilde{\phi}_i, h \rangle, \quad \tilde{\phi}_i = \sum_{j=1}^n (\sqrt{G/n})_{ij} \phi_{\mathcal{A}\mathcal{W}}(a_j, w_j),$$

where $(\sqrt{G/n})_{ij}$ is the (i, j) -element of $\sqrt{G/n}$. Hence, we can regard this as kernel ridge regression, where the target is $(\sqrt{G/n} \mathbf{y})_i$ and the feature is $\tilde{\phi}_i$. Since

$$\langle \tilde{\phi}_i, \tilde{\phi}_j \rangle_{\mathcal{H}_{\mathcal{A}\mathcal{W}}} = (\sqrt{G/n} L \sqrt{G/n})_{ij},$$

we have the closed-form solution as $\hat{h} = \beta^\top \tilde{\mathbf{k}}(a, w)$

$$\begin{aligned}
\beta &= (\sqrt{G/n}L\sqrt{G/n} + n\eta I)^{-1}\sqrt{G/n}\mathbf{y} \\
&= \sqrt{n}(\sqrt{G}L\sqrt{G} + n^2\eta I)^{-1}\sqrt{G}\mathbf{y} \\
\tilde{\mathbf{k}}(a, w) &= \begin{bmatrix} \langle \tilde{\psi}_1, \phi_{\mathcal{AW}}(a, w) \rangle_{\mathcal{H}_{\mathcal{AW}}} \\ \langle \tilde{\psi}_2, \phi_{\mathcal{AW}}(a, w) \rangle_{\mathcal{H}_{\mathcal{AW}}} \\ \vdots \\ \langle \tilde{\psi}_n, \phi_{\mathcal{AW}}(a, w) \rangle_{\mathcal{H}_{\mathcal{AW}}} \end{bmatrix} \\
&= \sqrt{G/n}\mathbf{k}(a, w)
\end{aligned}$$

This yields the closed-form solution in Theorem 3.