

Nonlinear parametric models of viscoelastic fluid flows

Cassio M. Oishi*

Departamento de Matemática e Computação, Faculdade de Ciências e Tecnologia,
São Paulo State University, Presidente Prudente, Brazil

Alan A. Kaptanoglu†

IREAP, University of Maryland, College Park, EUA
Department of Mechanical Engineering,
University of Washington, Seattle, EUA

J. Nathan Kutz‡

Department of Applied Mathematics,
University of Washington, Seattle, EUA

Steven L. Brunton§

Department of Mechanical Engineering,
University of Washington, Seattle, EUA

Abstract

Reduced-order models have been widely adopted in fluid mechanics, particularly in the context of Newtonian fluid flows. These models offer the ability to predict complex dynamics, such as instabilities and oscillations, at a considerably reduced computational cost. In contrast, the reduced-order modeling of non-Newtonian viscoelastic fluid flows remains relatively unexplored. This work leverages the *sparse identification of nonlinear dynamics* (SINDy) algorithm to develop interpretable reduced-order models for a broad class of viscoelastic flows. In particular, we explore a benchmark oscillatory viscoelastic flow on the four-roll mill geometry using the classical Oldroyd-B fluid. This flow exemplifies many canonical challenges associated with non-Newtonian flows, including transitions, asymmetries, instabilities, and bifurcations arising from the interplay of viscous and elastic forces, all of which require expensive computations in order to resolve the fast timescales and long transients characteristic of such flows. First, we demonstrate the effectiveness of our data-driven surrogate model in predicting the transient evolution on a simplified representation of the dynamical system. We then describe the ability of the reduced-order model to accurately reconstruct spatial flow field in a basis obtained via proper orthogonal decomposition. Finally, we develop a fully parametric, nonlinear model that captures the dominant variations of the dynamics with the relevant nondimensional Weissenberg number. This work illustrates the potential to reduce computational costs and improve design, optimization, and control of a large class of non-Newtonian fluid flows with modern machine learning and reduced-order modeling techniques.

Keywords: Viscoelastic fluids, Computational fluid dynamics, Data-driven models, Sparse identification of nonlinear dynamics, Reduced-order models, Machine learning

* e-mail: cassio.oishi@unesp.br

† e-mail: akaptano@umd.edu

‡ e-mail: kutz@uw.edu

§ e-mail: sbrunton@uw.edu

1 Introduction

Viscoelastic fluids are an important class of non-Newtonian materials that exhibit both viscous (liquid-like) and elastic (solid-like) properties. Due to their importance in a wide range of applications, computational methods have been widely adopted to solve viscoelastic fluid flows, leading to new insights in non-Newtonian mechanics. Despite advances in scientific computing for modeling and simulating viscoelastic fluid flows [1], many problems remain computationally challenging, such as resolving viscoelastic instabilities and elastic turbulence [2]. Therefore, it is essential to develop enhanced numerical schemes for non-Newtonian fluid mechanics based on machine learning algorithms and data-driven strategies.

Reduced-order models (ROMs) have been successfully developed and applied to a wide range of Newtonian fluid flows [3, 4, 5, 6, 7, 8, 9, 10, 11, 12, 13, 14, 15, 16]. The goal is to develop a low-dimensional surrogate model that captures the dominant coherent behavior of a fluid flow at a fraction of the computational cost of a high-fidelity simulation. Classical approaches typically involve Galerkin projection of the governing Navier-Stokes equations onto a low-dimensional data-driven basis obtained via *proper orthogonal decomposition* (POD) [3, 4, 8]. The POD procedure is data-driven, providing a generalization of the Fourier transform that is tailored to a particular flow of interest. The Galerkin projection procedure results in a low-dimensional set of nonlinear ordinary differential equations for the amplitudes of these orthogonal modes, and these differential equations may be useful for efficient prediction, estimation, and control. Although the POD step is data-driven, the Galerkin step is intrusive and often unstable [17], requiring a flexible working code to simulate the flow, and the nonlinearity typically becomes quite complex except for incompressible flows. There are non-intrusive extensions based on operator inference [10, 13, 14, 15] and several extensions to exotic physics, including compressible flows [18] and plasma physics [19]. However, there is an increasing trend to replace the Galerkin projection step entirely with machine learning approaches [20, 21, 22, 23].

The sparse identification of nonlinear dynamics (SINDy) [24] has been particularly useful for learning accurate and efficient dynamical systems models of complex fluid flows entirely from data. SINDy represents the differential equation governing POD mode amplitudes as a sparse combination from a library of candidate functions that might describe the dynamics; for fluid flows, this library is often chosen to be polynomial [25]. SINDy has been widely applied to learn data-driven nonlinear models across a range of application domains, including fluid [25, 26, 27, 28, 29, 30, 31] and plasma dynamics [32, 19], turbulence closures [33, 34, 35], nonlinear optics [36], and numerical integration schemes [37]. Similarly, several extensions have been introduced, including to identify partial differential equations [38, 39], tensor formulations [40], control theory [41], integral and weak formulations [42, 43, 44, 45, 46], and systems with stochastic dynamics [47, 48].

In this work, we demonstrate the broad applicability of SINDy-based reduced-order modeling techniques for viscoelastic flows (see Fig. 1). In particular, we develop a viscoelastic POD to identify coherent structures which can be well characterized by SINDy. This work builds upon the limited ROM efforts in non-Newtonian flows which includes a POD-Galerkin reduced-order method for a viscoelastic model [49] and corresponding stabilized version of this method [50]. In both works, the number of POD modes required is quite high (e.g. $r > 30$). The current work shows that with partial knowledge of the physics, it is possible to develop accurate models with significantly fewer modes. Recently a similar approach has been successfully applied to study electroconvection [51] and magnetohydrodynamics [19].

From measurement data of oscillatory flows on the four-roll mill geometry using the Oldroyd-B fluid, we first obtain a low-dimensional linear subspace by POD in order to extract dominant coherent structures in the flow. The SINDy algorithm is then applied to identify the dynamical system for flows characterized by a fixed set of parameters. We find a sparse reduced-order model that produces efficient and provably bounded forecasts of the solution of the complex dynamics, as well as accurately reconstructs the flow fields of the viscoelastic stress tensor on the governing equations. The elaborated methodology is then shown to be useful for learning parametric models that can capture variations in the Weissenberg number, an important non-dimensional parameter widely used to describe the elastic effects on viscoelastic flows [1, 52].

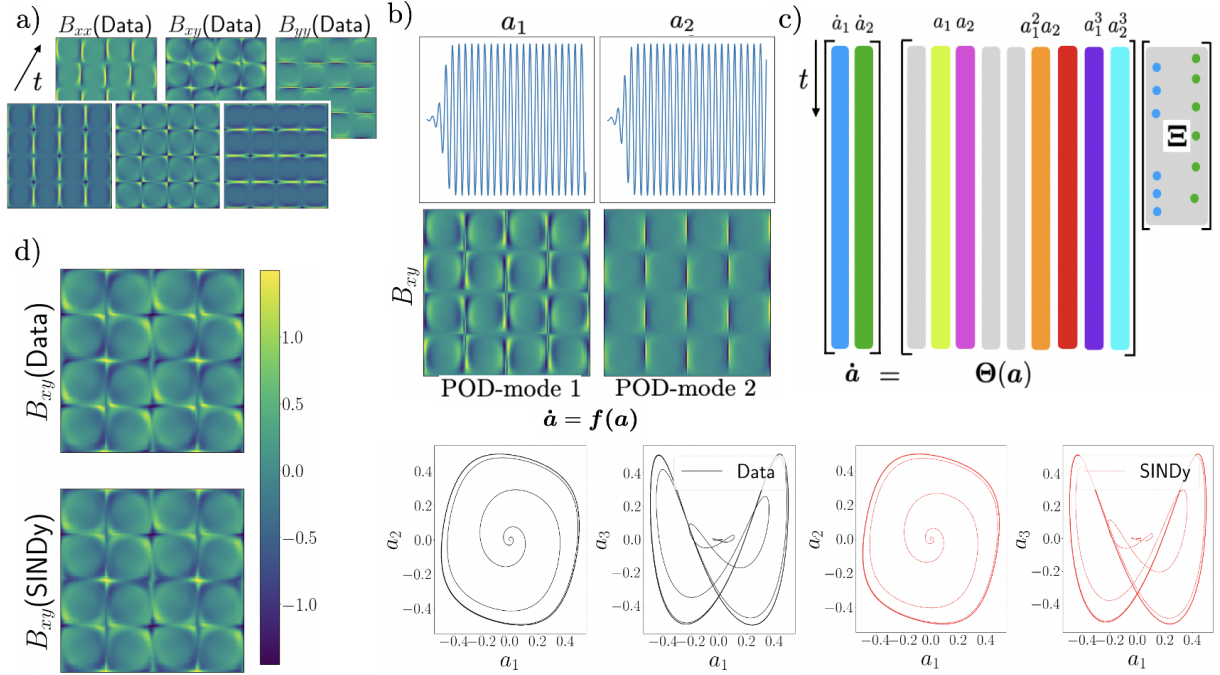


Figure 1: Summary of the sparse identification framework for a viscoelastic fluid flow: a) Construction of a data matrix using data from either simulations or experiments, b) Application of the viscoelastic proper orthogonal decomposition, c) Discovery data-driven using SINDy algorithm, d) Reconstruction of the flow field.

2 Governing equations and the four-roll mill flow

In non-dimensional form, the mass and momentum equations combined with a viscoelastic constitutive equation for the Oldroyd-B fluid is given by [53, 1]

$$\nabla \cdot \mathbf{u} = 0, \quad (2.1a)$$

$$\frac{\partial \mathbf{u}}{\partial t} + \mathbf{u} \cdot \nabla \mathbf{u} = -\nabla p + \frac{\beta}{Re} \nabla^2 \mathbf{u} + \frac{1}{Re} \nabla \cdot \boldsymbol{\tau} + \mathbf{f}, \quad (2.1b)$$

$$\frac{\partial \mathbf{C}}{\partial t} + (\mathbf{u} \cdot \nabla) \mathbf{C} = (\nabla \mathbf{u}) \mathbf{C} + \mathbf{C} (\nabla \mathbf{u})^T - \frac{1}{Wi} (\mathbf{C} - \mathbf{I}), \quad (2.1c)$$

$$\boldsymbol{\tau} = \frac{(1 - \beta)}{Wi} (\mathbf{C} - \mathbf{I}), \quad (2.1d)$$

where \mathbf{u} is the fluid velocity, p is the pressure, \mathbf{C} is the conformation tensor, $\boldsymbol{\tau}$ the extra-stress tensor, and \mathbf{f} is an external force term. The non-dimensional numbers in these equations are the Reynolds number (Re), the Weissenberg number (Wi), and the viscosity ratio ($\beta \in (0, 1]$) defined respectively as

$$Re = \frac{\rho U L}{(\eta_s + \eta_p)}, \quad Wi = \frac{\lambda_p U}{L}, \quad \beta = \frac{\eta_s}{(\eta_s + \eta_p)},$$

where ρ is the fluid density, and U and L are the characteristic velocity and length scales, respectively. In addition, the fluid properties are described using the solvent viscosity, η_s , the polymeric viscosity, η_p , and the relaxation time λ_p . While the solvent viscosity is related to the Newtonian viscosity, the polymeric viscosity is directly related to the presence of the dissolved polymer. Therefore, the non-dimensional numbers Re and β can be defined using the total viscosity $\eta_0 = \eta_s + \eta_p$.

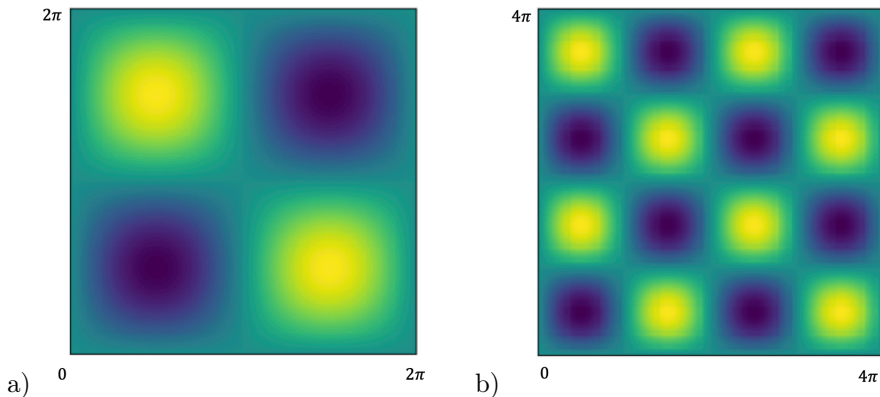


Figure 2: Vorticity plots for the four-roll mill geometry considering: a) $n = 1$ and b) $n = 2$.

We will demonstrate the methods developed in this work on the canonical four-roll mill problem. This benchmark has been applied to investigate viscoelastic instabilities [54] and has led to new insights into elastic turbulence [55]. The geometry is given by a regular array of cylinders that are rotating, driving a rich sequence of behaviors and bifurcations. The presence of stagnation points between the rollers can cause high stretching of the polymer stress [56], which is of particular interest for computation and experiment [57, 58]. From a numerical perspective, the presence of stagnation points poses computational challenges, such as controlling the exponential growth of the stress tensor (2.1d) in regions close to these points. Some recent advances in numerical schemes for solving viscoelastic fluid flows with stagnation points, geometric singularities, and regions with a high rate of deformation have been discussed in [59, 60, 61, 1].

In summary, we explore the four-mill benchmark, simulating the system of equations (2.1a)-(2.1d) in a square domain $[0, (n)2\pi] \times [0, (n)2\pi]$ subject to periodic boundary conditions for all fields. Equations (2.1a)-(2.1d) were solved by the open-source software Basilisk [62], which solves the mass and momentum equations using a projection scheme combined with the Bell-Collella-Glaz advection scheme in a finite-difference context. An important feature of this framework is the availability of the log-conformation methodology [59] for solving the constitutive equations of viscoelastic models. This stabilization scheme is essential to numerically preserve the symmetric positive definite property of the conformation tensor \mathbf{C} during the transient fluid flow. A detailed work describing the efficiency and stability of the Basilisk code for solving transient viscoelastic fluid flows was presented in [63]. The flow is initially driven by the constant external force $\mathbf{f} = (2 \sin \mathbf{x} \cos \mathbf{x}, -2 \cos \mathbf{x} \sin \mathbf{x})^T$, with an initial conformation tensor $\mathbf{C}_{t=t_0} = \mathbf{I}$, where \mathbf{I} is the identity matrix. As recently discussed in [55], the level of periodicity can be increased with the parameter n ; in this study, we consider $n = 1$ and $n = 2$, as shown in Fig. 2.

3 Reduced-order model framework

The primary contribution of this work is to develop data-driven techniques for obtaining reduced-order models of viscoelastic flows. In this section, we discuss how to tailor the POD and SINDy approaches to obtain reduced coordinates and dynamical systems models, respectively, for viscoelastic flows. A summary of this methodology is presented in Fig. 1. In the following sections, this approach will be applied to first identify a reduced-order model for a fixed set of flow parameters, and then to identify a fully parameterized model that captures bifurcation phenomena over a range of flow parameters.

3.1 Viscoelastic proper orthogonal decomposition

We are interested in reduced-order models that can be computed efficiently, and therefore our first step is to perform dimensionality reduction via POD. There are few recent works that use POD for viscoelastic flow data. In [64], the authors investigated turbulent drag reduction for viscoelastic fluids in a high Reynolds number channel flow. Gutierrez-Castillo and Thomases [54] analyzed the viscoelastic POD at zero Reynolds number for the four-roll mill geometry, where the dynamics were captured using few modes, e.g. 3-6 modes for the oscillatory regime and 14 modes for the aperiodic regime.

Following the ideas presented in [54], we have defined a state-vector $\mathbf{q} \in \mathbb{R}^D$ to apply the POD decomposition, i.e.,

$$\mathbf{q}(\mathbf{x}, t) = \begin{pmatrix} B_{xx}(\mathbf{x}, t) \\ B_{xy}(\mathbf{x}, t) \\ B_{yy}(\mathbf{x}, t) \end{pmatrix} \quad (3.2)$$

where

$$\mathbf{B} = \begin{pmatrix} B_{xx} & B_{xy} \\ B_{xy} & B_{yy} \end{pmatrix} \quad (3.3)$$

is the symmetric square-root of the conformation tensor \mathbf{C} . This choice is mathematically rooted in the fact that adopting this symmetric square-root matrix, the stored elastic energy (E_e) in a volume of fluid can be well-defined in terms of the inner-product, i.e.

$$E_e = \langle \mathbf{B}, \mathbf{B} \rangle. \quad (3.4)$$

Further details can be found in [65].

We perform the POD analysis using the method of snapshots [66] which can be summarized as:

1. Using the state-vector $\mathbf{q}(\mathbf{x}, t)$ after subtracting the time-averaged field $\bar{\mathbf{q}}$, a data matrix $\mathbf{X} \in \mathbb{R}^{D \times NN_w}$ is constructed where D is the product of the number of mesh points and the number of variables in each spatial location, while N is the number of snapshots in time and N_w is the number of parameters considered in the simulations.
2. The following eigendecomposition is solved

$$\mathbf{X}^T \mathbf{X} \Psi = \Psi \Lambda, \quad (3.5)$$

where $\Psi \in \mathbb{R}^{NN_w \times NN_w}$ is a matrix whose columns are the eigenvectors and $\Lambda \in \mathbb{R}^{NN_w \times NN_w}$ is a diagonal matrix of the eigenvalues.

3. The POD modes can be computed by

$$\Phi = \mathbf{X} \Psi \Lambda^{-1/2}, \quad (3.6)$$

with $\Phi \in \mathbb{R}^{D \times NN_w}$. The temporal coefficients \mathbf{a}_j , $j = 1, 2, \dots, NN_w$ in time are obtained by the rows of the transposed eigenvector matrix Ψ^T .

This procedure is also illustrated in Fig. 1.

It is possible to approximate the flow field at time t from a SINDy model by taking the integrated state $\mathbf{a}(t)$ from SINDy as $\tilde{\mathbf{x}}(t) = \Phi_r(\Lambda_r)^{1/2} \mathbf{a}(t)$; r is the number of modes retained in the model.

3.2 System identification

One of the goals of decomposing \mathbf{q} into a low-dimensional POD basis is to find a reduced-order model for the low-dimensional temporal modes $\mathbf{a}(t)$. There is a long history in fluid dynamics of building POD-Galerkin models [18, 4, 8, 12] obtained by substituting the POD expansion of \mathbf{q} into the governing

Navier-Stokes (or in our case, the viscoelastic analogues) and integrating out the spatial degrees of freedom through orthogonal projection to obtain a differential equation for the evolution of \mathbf{a} :

$$\frac{d}{dt}\mathbf{a} = \mathbf{f}(\mathbf{a}). \quad (3.7)$$

These POD-Galerkin models have been used as computationally efficient reduced-order models for decades. However, this procedure is intrusive, requiring access to a working simulation where it is possible to isolate individual terms in the governing equations to compute \mathbf{f} . Moreover, POD-Galerkin models are often unstable [17].

Recent data-driven techniques enable the non-intrusive learning of a model \mathbf{f} without requiring the governing equations. We learn viscoelastic ROMs with the sparse identification of nonlinear dynamics (SINDy) [24] method, which uses sparse regression to learn a model \mathbf{f} with the fewest terms possible from a library of candidate functions that might describe the dynamics.

The SINDy regression problem may be written as a sparse optimization problem according to the following algorithm

1. A library of candidate functions $\Theta(\mathbf{a}, w)$ is constructed assuming that $\dot{\mathbf{a}} \approx \Theta(\mathbf{a}, w)\Xi$ is a good approximation for \mathbf{f} for a sparse matrix of coefficients Ξ . This provides flexibility to learn the dynamics when the functional form of \mathbf{f} is unknown. For our library, we consider linear and cubic functions of the first two modes \mathbf{a}_1 and \mathbf{a}_2 including the influence of a nondimensional parameter $w = \frac{1}{Wi}$, the inverse of the Weissenberg number which describe the elastic effects in viscoelastic instabilities.
2. A sparse optimization problem is now defined to solve for the sparse matrix of coefficients Ξ that selects the terms from the library that are active in the dynamics:

$$\operatorname{argmin}_{\Xi} \|\dot{\mathbf{a}} - \Theta(\mathbf{a}, w)\Xi\|_2^2 + \gamma R(\Xi), \quad (3.8)$$

where $R(\Xi)$ is a regularization term (e.g. l_1 or l_0 norm); γ is a hyperparameter for the regularization.

3. The optimization problem (3.8) is then solved by the SR3 algorithm [67, 68] using the open-source PySINDy code [69, 70] in order to obtain the dynamics of $\mathbf{a}(t)$.

For tests using a fix nondimensional parameter, i.e. $N_w = 1$, the library is simplified as

$$\Theta(\mathbf{a}) = \begin{bmatrix} | & | & | \\ \mathbf{1} & \mathbf{a} & (\mathbf{a} \otimes \mathbf{a} \otimes \mathbf{a}) \\ | & | & | \end{bmatrix} \quad (3.9)$$

while to include the influence of the control parameter w we have

$$\Theta(\mathbf{a}, w) = \begin{bmatrix} | & | & | \\ \mathbf{1} & \mathbf{a} & (\mathbf{a} \otimes \mathbf{a} \otimes \mathbf{a}) \\ | & | & | \end{bmatrix} \otimes \begin{bmatrix} | & | & | & | \\ 1 & w & w^2 & w^3 \\ | & | & | & | \end{bmatrix}. \quad (3.10)$$

Typically a hyperparameter scan is required to find the model that best balances the tradeoff between training accuracy and generalizability. The optimum value for the regularization parameter considered in this study was determined by hyper-parameter tuning to be $\gamma = 10^{-4}$.

3.3 Model stability

ROMs do not generally come with guarantees that their predictions of the dynamics will stay bounded, even if the original system has global boundedness [17]. One advantage of the identified SINDy models here is that a nonlinear stability analysis illustrates the conditions under which the resulting system is

stable for any initial condition $\mathbf{a}(0)$, i.e. the model is long-time bounded for any initial condition [71, 72]. Using $K = \frac{1}{2}\mathbf{a} \cdot \mathbf{a} \geq 0$ as a Lyapunov function, we can construct the relation

$$\dot{K} = \mathbf{a} \cdot \dot{\mathbf{a}}. \quad (3.11)$$

For boundedness, a sufficient condition is that $\dot{K} < 0$ for $\|\mathbf{a}\|_2$ large enough. For large $\|\mathbf{a}\|_2$, and assuming there are nonzero cubic terms in the model, we need only consider the quartic terms in the energy since they are dominant in this regime.

4 Results for a fixed Weissenberg number

We first explore the use of SINDy to develop reduced-order models for viscoelastic fluids at a fixed Weissenberg number. The majority of applications of SINDy in fluids have developed models for a fixed set of parameters, with some notable exceptions [73, 29]. Developing a model for a fixed parameter (e.g., so that $N_w = 1$) is typically simpler, making it a reasonable starting point for our analysis.

Simulations were performed using a uniform mesh size of 128×128 for the two levels of periodicity $n = 1$ and $n = 2$ and the time-step was $\delta t = 0.0001$ for all cases. To capture the essential transition from a steady state flow to an oscillatory regime, we run the simulation for a long nondimensional time, i.e., $t_{end} = 750$. We fix the Reynolds number at $Re = 1$ to reduce the inertial effects during the transient flow, allowing us to focus on the onset of viscoelastic instabilities. The mesh and Reynolds number used here are similar those in [55]. In addition, consistent with previous numerical studies [54, 74], we use $\beta Wi < 0.5$ for all simulations. As commented in [75], the viscosity ratio β is another important viscoelastic parameter that can influence the flow transitions. The recent work of [76] demonstrated that the flow transitions in viscoelastic systems, with purely elastic flow structures, can be numerically captured with β in the range $0.6 \leq \beta \leq 0.95$. In addition, there is an important connection between the elastic and viscous forces [52], which can be captured changing the Weissenberg number as well as the viscosity ratio. Since high values of β contribute to the stability of the method, we have fixed $\beta = 0.9$.

To illustrate the elastic effects on the four-roll mill geometry, two simulations with $n = 2$ are shown in Fig. 3. This figure shows the transient behaviour of the first component of the conformation tensor \mathbf{C} , denoted here as C_{xx} , for a sensor located at the central stagnation point of the domain. For a low Weissenberg number ($Wi = 2$), the flow becomes steady after the first transient peak, while for $Wi = 4$ there is a transition of the flow for into an oscillatory regime. These results are qualitatively in agreement with those presented in [54, 55], e.g., the choice of the Weissenberg number is critical to characterize the long-time dynamics and bifurcations from steady symmetries to oscillatory regimes in this geometry. We have limited the Weissenberg number to $Wi < 5$ in our study to avoid elastic turbulence, which is beyond the scope of this work. Figure 3 also shows the snapshots of the trace of the conformation tensor \mathbf{C} , denoted here as $tr(\mathbf{C})$, at the final simulation time. The trace of the conformation tensor is frequently used in the viscoelastic literature [1] to quantify the elastic energy of the system. For $Wi = 2$ the flow is steady with symmetric patterns for \mathbf{C} while for $Wi = 4$ the flow becomes asymmetric, resulting in an oscillatory regime. When computing a POD basis, we use data after the first peak [54] so that our reduced-order models capture steady-state or long-time dynamics.

We first simulate a Weissenberg number of $Wi = 3.5$ for $n = 1$ and $n = 2$. The POD analysis is shown for $n = 2$ in Fig. 4, where we plot the first five spatial and temporal modes of \mathbf{B} . The phase portraits are also shown, and the results for $n = 1$ are omitted since they are similar.

Using the framework in Section 3.2, the learned SINDy model is

$$\begin{pmatrix} \dot{a}_1 \\ \dot{a}_2 \end{pmatrix} = \begin{pmatrix} \epsilon_1 & \epsilon_2 \\ -\epsilon_2 & \epsilon_1 \end{pmatrix} \begin{pmatrix} a_1 \\ a_2 \end{pmatrix} + \begin{pmatrix} \delta_1 a_1^2 + \delta_2 a_2^2 + \delta_3 a_1 a_2 & \delta_4 a_2^2 \\ -\delta_4 a_1^2 & \delta_2 a_1^2 + \delta_1 a_2^2 - \delta_3 a_1 a_2 \end{pmatrix} \begin{pmatrix} a_1 \\ a_2 \end{pmatrix}, \quad (4.12)$$

where the coefficients ϵ_1 , ϵ_2 , δ_1 , δ_2 , δ_3 and δ_4 vary according the fluid parameters and periodicity n .

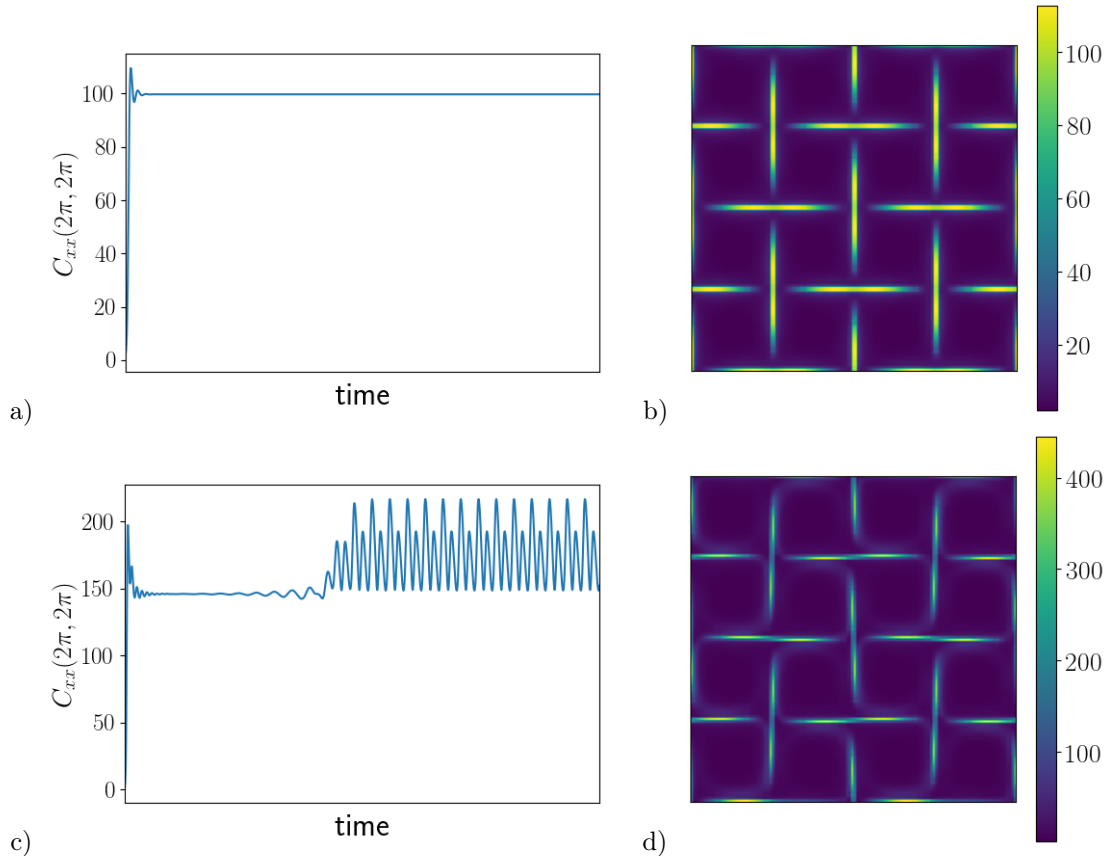


Figure 3: Temporal variation of the C_{xx} -component of the conformation tensor at the central stagnation point of the four-roll mill geometry with $n = 2$: a) $Wi = 2$ and c) $Wi = 4$. Results for spatial distributions of the trace of the conformation tensor $tr(\mathbf{C})$ at time 400 are presented in b) for $Wi = 2$ and d) $Wi = 4$.

Table 1: Coefficients for the sparse model (4.12) for $n = 1$ and $n = 2$.

Temporal interval	ϵ_1	ϵ_2	δ_1	δ_2	δ_3	δ_4
$t \in [250, 750]$ ($n = 1$)	0.006	-0.023	-0.028	-0.008	0.038	-0.016
$t \in [200, 750]$ ($n = 2$)	0.007	0.027	-0.045	0.023	-0.026	0.016

4.1 Stability of the system

To assess the stability of system (4.12), we investigate the conditions for $\dot{K} < 0$:

$$\dot{K} \propto \delta_1(a_1^4 + a_2^4) + 2\delta_2 a_1^2 a_2^2 + (\delta_3 - \delta_4)(a_1^3 a_2 - a_2^3 a_1). \quad (4.13)$$

It is now clear that $\delta_1 \leq 0$ is a sufficient condition for $\dot{K} < 0$ for large $\|\mathbf{a}\|_2$ by considering $a_1(t) = 0$ and $a_2(t) \neq 0$, or vice-versa. Likewise, we conclude that a sufficient condition is $\delta_1 + \delta_2 < 0$ from the line $a_1(t) = a_2(t)$. With these conditions, we see that the term proportional to $(\delta_3 - \delta_4)$ remains subdominant for large enough $\|\mathbf{a}\|_2 \gg 1$ and therefore there is no boundedness-related restriction on these coefficients.

To summarize, for large enough $a_1 \gg 1$, $a_2 \gg 1$, these conditions on δ_1 and δ_2 guarantee that the temporal derivative of the energy is negative, meaning all trajectories fall into a monotonically trapping region, similar to that found for some quadratic fluid models [71, 72]. These conclusions are unchanged when the Weissenberg number is later included in the model as a control parameter, since the new terms only provide low-order contributions to the energy that are irrelevant far from the origin. Reduced-order models built satisfying these constraints can be trusted to produce bounded predictions of the dynamics

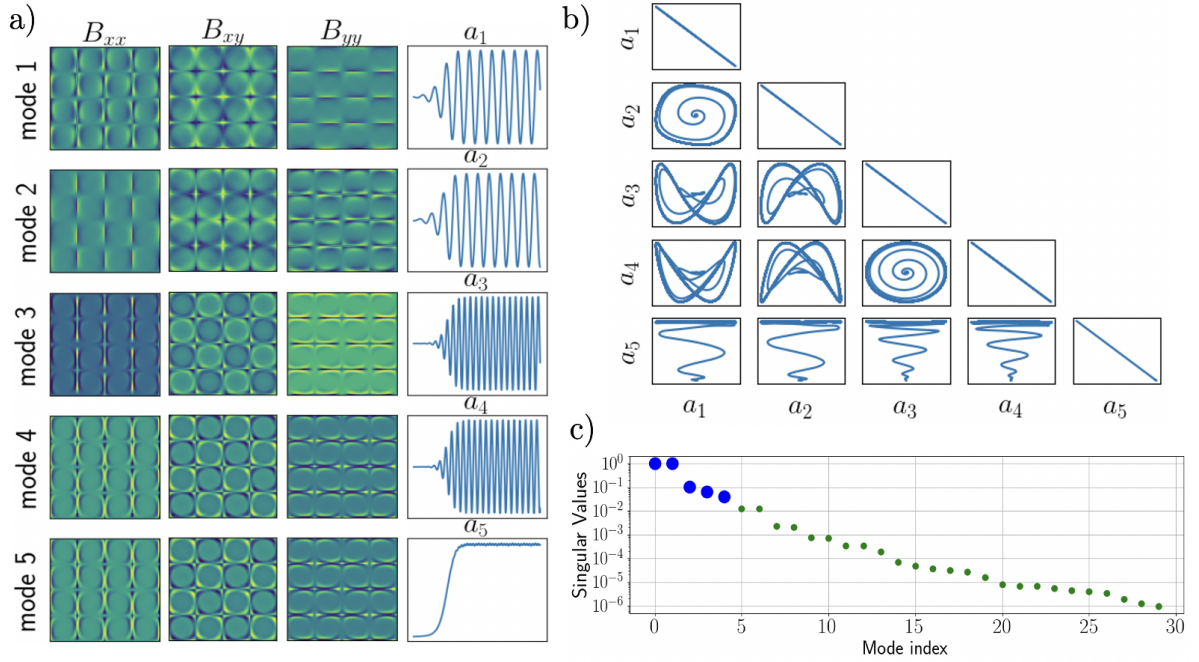


Figure 4: POD analysis for four-roll mill geometry considering two levels of periodicity ($n = 2$): a) First five spatial modes for B_{xx} , B_{xy} and B_{yy} and the first five temporal coefficients a_i , $i = 1, \dots, 5$, b) mode pair trajectories and c) normalized singular values.

even with new and arbitrary initial conditions and arbitrary time intervals.

4.2 Predictions of the POD coefficients

Table 1 shows the coefficients of the reduced-order model (4.12) over the temporal interval $t \in [250, 750]$ for $n = 1$ and $t \in [200, 750]$ for $n = 2$ resulting in $N = 5000$ and $N = 5500$ snapshots, respectively. The coefficients of the linear terms are close for both values of n . However, the level of periodicity affects the variation of the cubic terms. These results suggest that the level of periodicity could be included as an additional parameter in the reduced-order model. However, as the Weissenberg number is commonly used to study viscoelastic instabilities, we primarily consider the effect of Wi on the models.

The reduced-order model (4.12) was verified to accurately forecast the first two temporal coefficients a_1 and a_2 for both values of periodicity, $n = 1$ and $n = 2$. We further improved the model by learning a sparse algebraic relationship for the higher harmonic modes:

$$a_i = g(a_1, a_2), \quad i = 3, 4. \quad (4.14)$$

Using a quadratic library constructed from a_1 and a_2 , we obtain the following function g

$$a_i = \gamma_1 a_1 a_2 + \gamma_2 (a_1^2 - a_2^2), \quad i = 3, 4, \quad (4.15)$$

where γ_1 and γ_2 are given in Table 2 for $n = 1$ and $n = 2$.

Figure 5 shows the trajectories of (4.12) in phase space. The trajectories of the identified systems in phase planes (a_1, a_2) , (a_1, a_3) and (a_1, a_4) are in excellent agreement with those of the full-order model simulations. As a further verification, the temporal evolution of the quantity $K = \frac{1}{2} \mathbf{a} \cdot \mathbf{a}$, based on the first four modes, is also shown in Fig. 5, thus confirming that stability is preserved in the model.

Table 2: Coefficients for a_3 and a_4 for the resulting nonlinear equation (4.15).

a_i (level of periodicity n)	γ_1	γ_2
a_3 ($n = 1$)	-2.73	-1.45
a_4 ($n = 1$)	2.38	-1.53
a_3 ($n = 2$)	-3.18	1.39
a_4 ($n = 2$)	2.07	1.58

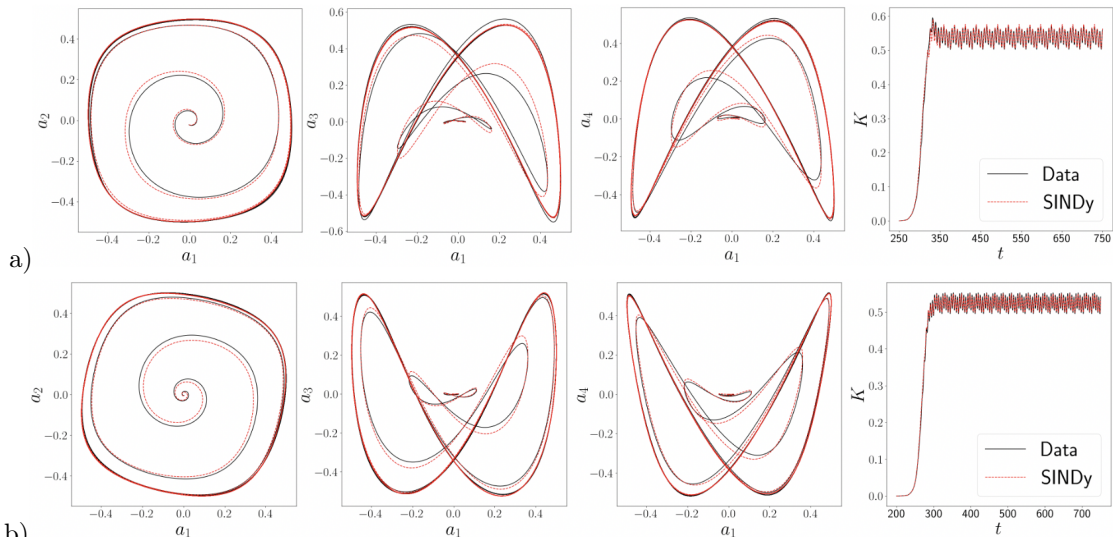


Figure 5: Comparison of the mode pair trajectories in time considering the pairs (a_1, a_2) , (a_1, a_3) and (a_1, a_4) and the quantity $K = \frac{1}{2} \mathbf{a} \cdot \mathbf{a}$ value using the full numerical solution (Data) and the reduced-order model (SINDy) for four-roll mill geometry: a) $n = 1$ and b) $n = 2$.

4.3 Flow field reconstruction

Finally, we reconstruct the high-dimensional flow field from the low-dimensional model using POD modes. Figures 6 and 7 show the flow field of the full order model (Data), the reconstructed flow fields using the reduced-order model (SINDy) and the normalized error in the 2-norm, for $n = 1$ and $n = 2$ respectively. In particular, these figures reconstruct the components of the symmetric square-root of the conformation tensor \mathbf{B} and the trace of the conformation tensor \mathbf{C} , which can be computed as

$$tr(\mathbf{C}) = B_{xx}^2 + B_{yy}^2 + 2B_{xy}^2. \quad (4.16)$$

According to the results in Figs. 6 and 7 we observe the effectiveness of the proposed framework to reconstruct the main signatures of the flow for all components of \mathbf{B} as well as for $tr(\mathbf{C})$. From a quantitative standpoint, the errors remain below %3 in all cases. As expected, the highest errors are concentrated around the vicinity of the stagnation points. To further verify the fidelity of our sparse reduced-order model in accurately capturing the primary flow characteristics at different time intervals, we have included supplementary simulation results in the Appendix (see Figs. 11 and 12).

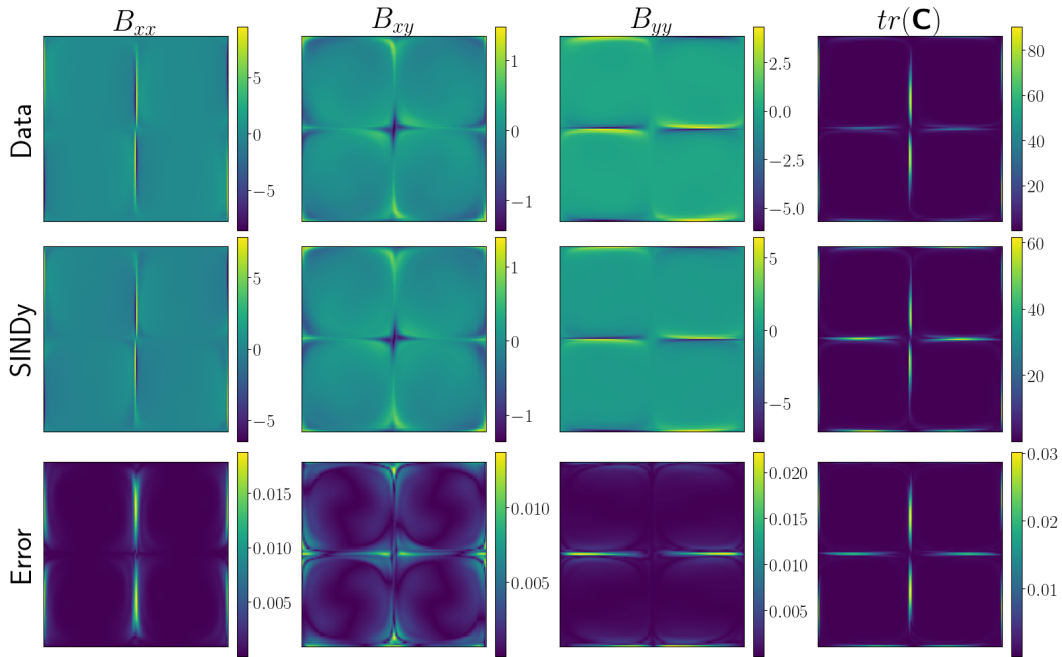


Figure 6: Comparison between the full numerical solution (Data), the reduced-order model (SINDy), and the error for $n = 1$ at simulation time $t = 750$.

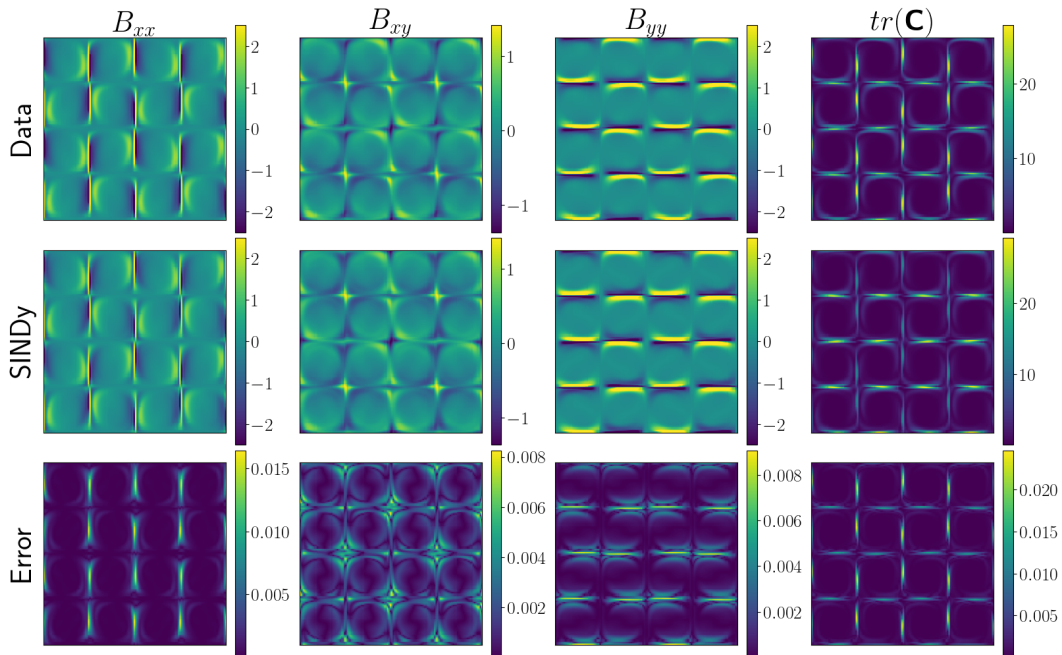


Figure 7: Comparison between the full numerical solution (Data), the reduced-order model (SINDy), and the error for $n = 2$ at simulation time $t = 750$.

5 Results for system parameterized by Weissenberg number

As a challenging test case, we develop a SINDy model that is parameterized by the Weissenberg number Wi and show that this model is valid over a wide range of values. In particular, we apply SINDy

Table 3: Coefficients of model (5.17) with training set $Wi = \{4, 4.35, 4.5\}$ for $n = 1$ and $Wi = \{3.6, 4\}$ for $n = 2$.

level of periodicity	ϵ_1	ϵ_2	δ_1	δ_2	δ_3	δ_4	δ_5	δ_6	δ_7
$n = 1$	0.05	0.08	-0.07	-0.14	-0.15	-0.06	-0.54	-0.59	0.01
$n = 2$	0.03	0.08	-0.04	-0.13	-0.04	-0.10	-0.36	-0.54	0.04

Table 4: Coefficients for a_3 and a_4 for the nonlinear equation (4.15) using the training set $N_w^{train} = 3$, $Wi = \{4, 4.35, 4.5\}$ for $n = 1$ and $N_w^{train} = 2$, $Wi = \{3.6, 4\}$ for $n = 2$.

temporal mode (level of periodicity)	γ_1	γ_2
a_3 ($n = 1$)	1.04	-2.08
a_4 ($n = 1$)	-3.79	-1.05
a_3 ($n = 2$)	3.06	1.93
a_4 ($n = 2$)	-3.97	1.00

with control [41, 77] using the library $\Theta(\mathbf{a}, w)$ with the control input defined as $w = 1/Wi$. For the roll-mill simulations with $n = 1$, we train on the values $Wi = \{4, 4.35, 4.5\}$ and test on the value $Wi = 4.2$. For the sake of computational efficiency, we use a uniform mesh size of 64×64 for this dataset. The temporal window is $t \in [260, 460]$ resulting in $N = 2000$ snapshots. We also test this parametric SINDy approach for $n = 2$ training on $Wi = \{3.6, 4\}$ and testing on $Wi = 3.8$, with $N = 800$ snapshots.

SINDy results in a dynamical system for the first two temporal coefficients that includes the effect of the Weissenberg number. The identified system is

$$\begin{aligned} \begin{pmatrix} \dot{a}_1 \\ \dot{a}_2 \end{pmatrix} &= \begin{pmatrix} \epsilon_1 & \epsilon_2 \\ -\epsilon_2 & \epsilon_1 \end{pmatrix} \begin{pmatrix} a_1 \\ a_2 \end{pmatrix} \\ &+ \begin{pmatrix} \delta_1 a_1^2 + \delta_2 a_2^2 + \delta_3 a_1 a_2 & \delta_4 a_2^2 & \delta_5 a_1 w + \delta_6 a_2 w + \delta_7 w^2 \\ -\delta_4 a_1^2 & \delta_2 a_1^2 + \delta_1 a_2^2 - \delta_3 a_1 a_2 & -\delta_6 a_1 w + \delta_5 a_2 w - \delta_7 w^2 \end{pmatrix} \begin{pmatrix} a_1 \\ a_2 \\ w \end{pmatrix}, \end{aligned} \quad (5.17)$$

where $w = 1/Wi$. The coefficients of this ROM (5.17) are in Table 3, and the coefficients of the algebraic expression for the higher harmonics in Eq. (4.15) are in Table 4. The qualitative conclusions are the same for $n = 1$ and $n = 2$, so we only describe the results for $n = 1$ here with $n = 2$ in the Appendix.

The phase portraits from numerical simulations and from the SINDy model are shown in Fig. 8 for training and testing cases, where the SINDy model accurately captures the unsteady limit cycle behavior.

Figure 9 shows the full flow field reconstruction from the SINDy model for the testing case of $Wi = 4.2$. The SINDy model coefficients are multiplied by POD modes to obtain the full fields for the components of \mathbf{B} and the trace of the conformation tensor. The reconstruction for the ROM is in excellent agreement with the fields from high-fidelity simulation, even though this was for a testing case not considered in our training data. The largest error is around 1.75%. To further investigate the accuracy of the reconstruction, we also quantify the component C_{xx} of the conformation tensor versus time at two stagnation points $(\frac{\pi}{2}, \frac{\pi}{2})$ and (π, π) , as shown in Fig. 10. The former represents a pure rotation while the latter is a pure extension [54]. From Fig. 10 the ROM predictions are in reasonable agreement with those of the fullorder model.

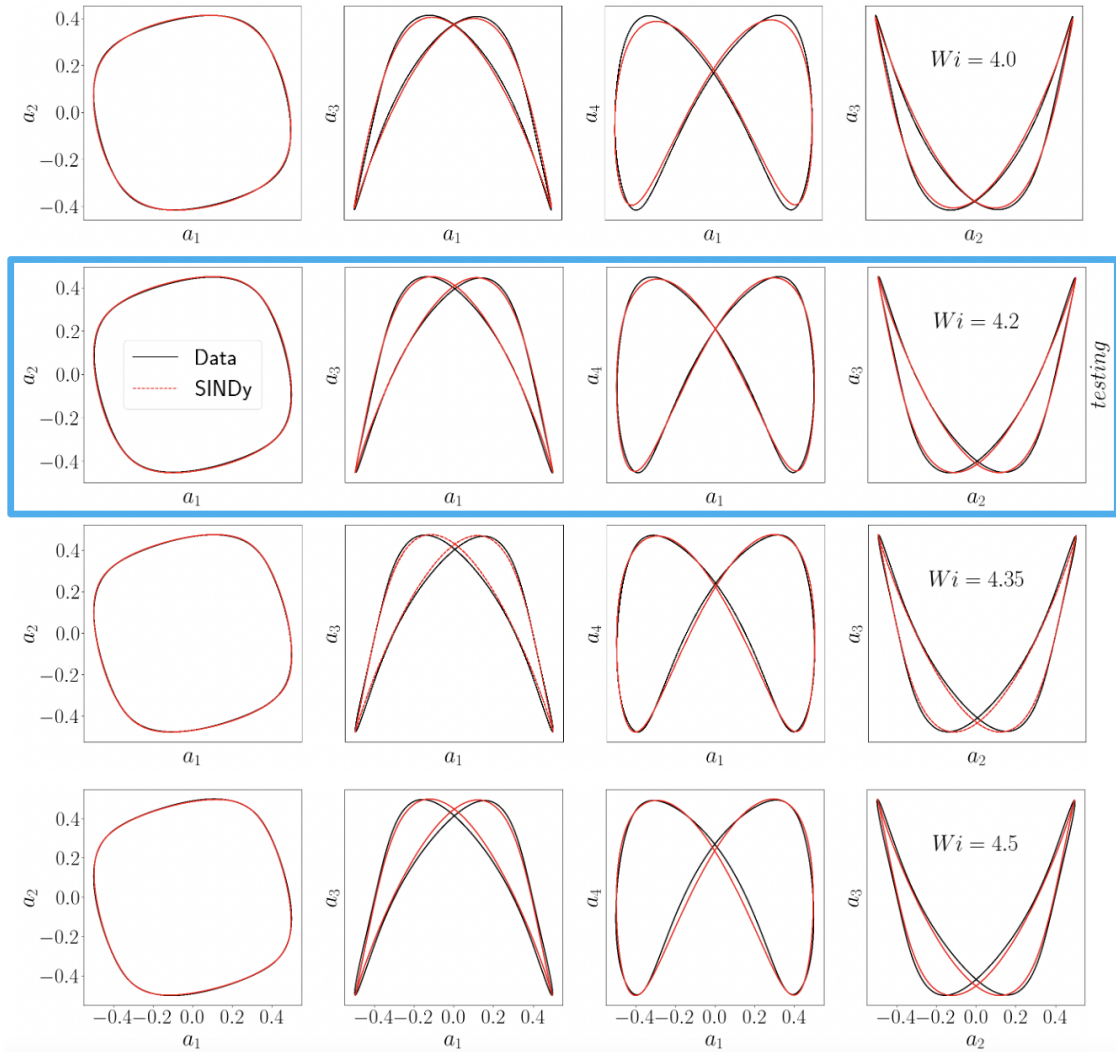


Figure 8: Comparison of the phase portraits for the pairs (a_1, a_2) , (a_1, a_3) , (a_1, a_4) and (a_2, a_3) using the full numerical solution (Data) and the reduced-order model (SINDy) for $n = 1$ with training data $Wi = \{4, 4.35, 4.5\}$ and testing data $Wi = 4.2$ (highlighted in blue).

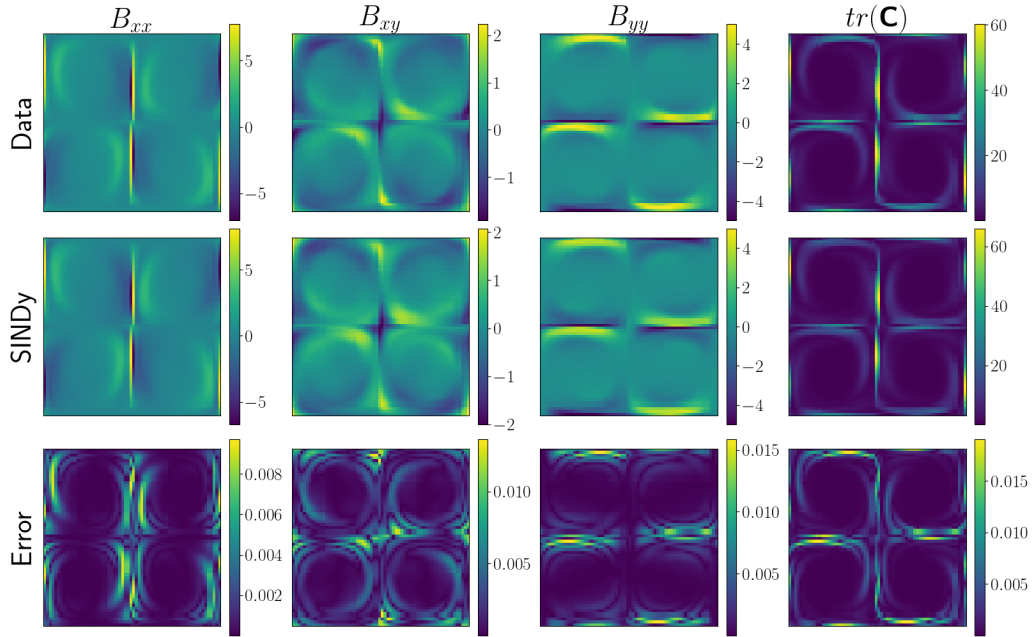


Figure 9: Comparison between the full numerical solution (Data), the reduced-order model (SINDy), and the error for $n = 1$ and $Wi = 4.2$ at simulation time $t = 360$.

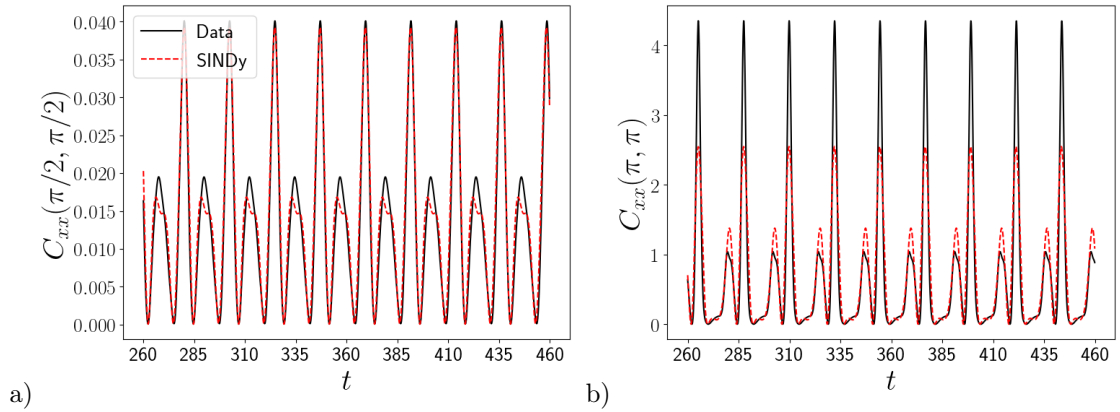


Figure 10: Comparison between the full numerical solution (Data) and the reduced-order model (SINDy) for the four-roll mill geometry with $n = 1$ for $Wi = 4.2$: Component C_{xx} at a) $(\frac{\pi}{2}, \frac{\pi}{2})$ and b) (π, π) .

6 Discussion

This work explores the sparse reduced-order modeling of viscoelastic fluid flows with the SINDy algorithm. SINDy has been widely applied to fluid flows, but the reduced-order modeling of viscoelastic flows is nascent, and this study demonstrates the effectiveness of sparse modeling for this broad new class of flows. Importantly, the models developed are stable by construction, interpretable, and highly structured, possessing symmetries in the model coefficients. In addition, we construct models that are explicitly parameterized by the Weissenberg number, which controls the dominant bifurcations in the flow. Parameterized SINDy models are quite rare in any application domain, so the novelty of the physics and the extremely accurate parameterization here is striking; we demonstrate that the parameterized models are effective even for Weissenberg numbers not used to train the model.

Here we consider a canonical viscoelastic configuration using the Oldroyd-B model in the four-roll mill benchmark geometry. Our modeling strategy begins with the viscoelastic POD to reduce the dimensionality and extract a few dominant viscoelastic coherent structures in the flow. We then model the dynamics of the first leading POD modes with SINDy and develop algebraic for the higher harmonic modes in terms of these driving modes. The comparisons conducted between the simulation data and the results obtained from our surrogate models serve as compelling evidence, confirming the stability and accuracy of our ROMs. Therefore, these models provide precise predictions while requiring only minimal computational resources. Further, we show that accurate full flow field reconstructions are possible by recombining the POD modes using the mode coefficients predicted by the SINDy model.

We also discuss the interpretability of the model, as this is a crucial challenge for data-driven system identification. Motivated by the POD-Galerkin models, our formulation resulted in a compact and interpretable dynamical system model directly from the simulation data of an oscillatory viscoelastic fluid flow. However, a limitation on the identified system is the ability to predict the transition from the oscillatory regime to chaotic dynamics. Our preliminary tests at high Weissenberg numbers indicate that it will be necessary to increase the system size to predict elastic turbulence [78, 79].

There are a number of future directions based on this work. We considered the Oldroyd-B model in the oscillatory regime, although this model fails for extensional flows at high Weissenberg number [2]. A natural extension is the development of ROMs for nonlinear viscoelastic models, such as the PTT and FENE-P fluids, in non-viscometric flows, for instance cross-slot geometry [1]. Further, it will be interesting to include the parametric effect of viscosity ratio and extensibility factor in addition to the Weissenberg number. Ongoing work by the authors will also investigate the asymptotic behavior of the model. Finally, data-driven investigations of more complex non-Newtonian systems involving elastoviscoplastic fluids [80] would be interesting.

Acknowledgements

The first author would like to thank the financial support given by Sao Paulo Research Foundation (FAPESP) grants #2013/07375-0 and #2021/13833-7, and the National Council for Scientific and Technological Development (CNPq), grant #305383/2019-1. The authors acknowledge support from the National Science Foundation AI Institute in Dynamic Systems (grant number 2112085) and from the Army Research Office (ARO W911NF-19-1-0045). The authors also thank Paolo Conti and Samuel E. Otto for all their fruitful suggestions and Hugo L. Franca for having shared his Basilisk's script.

Appendix

Figures 11 and 12 show the flow reconstruction for $n = 1$ and $n = 2$ at time $t = 350$, complementing Figs. 6 and 7 and showing that it is possible to reconstruct the flow at other times.

To further demonstrate the capability of our parameterized ROMs, Figs. 13 and 14 describe the mode pair trajectories and the reconstruction of the trace of the conformation tensor $tr(\mathbf{C})$ for $n = 2$,

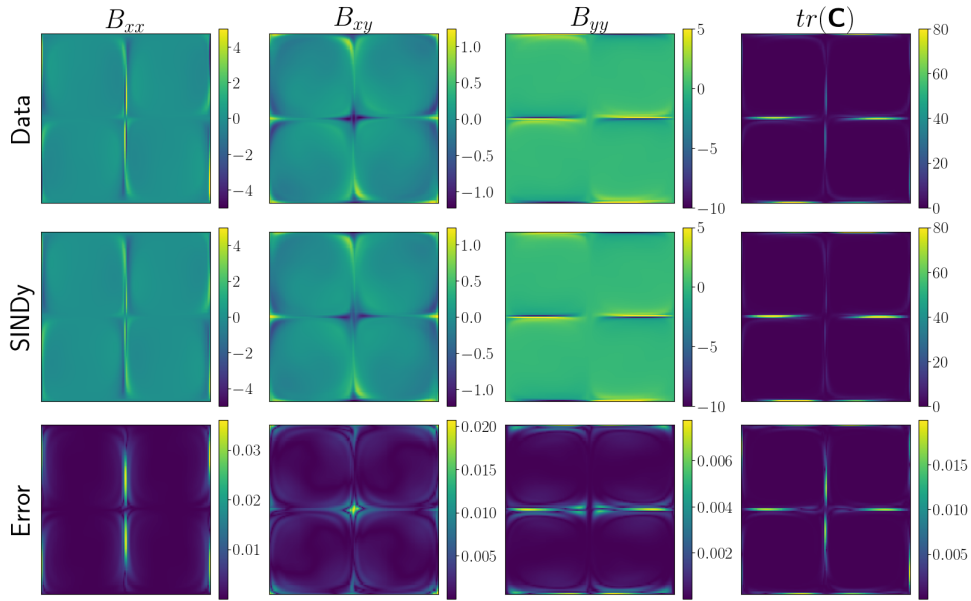


Figure 11: Comparison between the full numerical solution (Data), the reduced-order model (SINDy), and the error for $n = 1$ at simulation time $t = 350$.

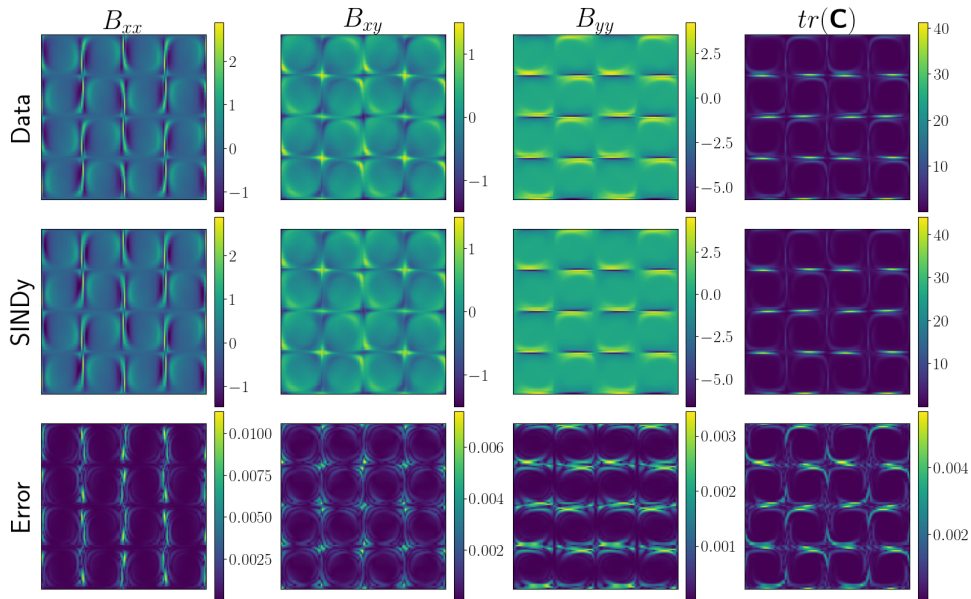


Figure 12: Comparison between the full numerical solution (Data), the reduced-order model (SINDy), and the error for $n = 2$ at simulation time $t = 350$.

$N_w^{train} = 2$, $Wi = \{3.6, 4\}$, and $N_w^{test} = 1$, $Wi = 3.8$ and $N = 1000$. The SINDy model (5.17) accurately captures the dynamics of modes $a_i, i = 1, 2, 3, 4$ for $n = 2$ (see Fig. 13) as for $n = 1$ (see Fig. 8).

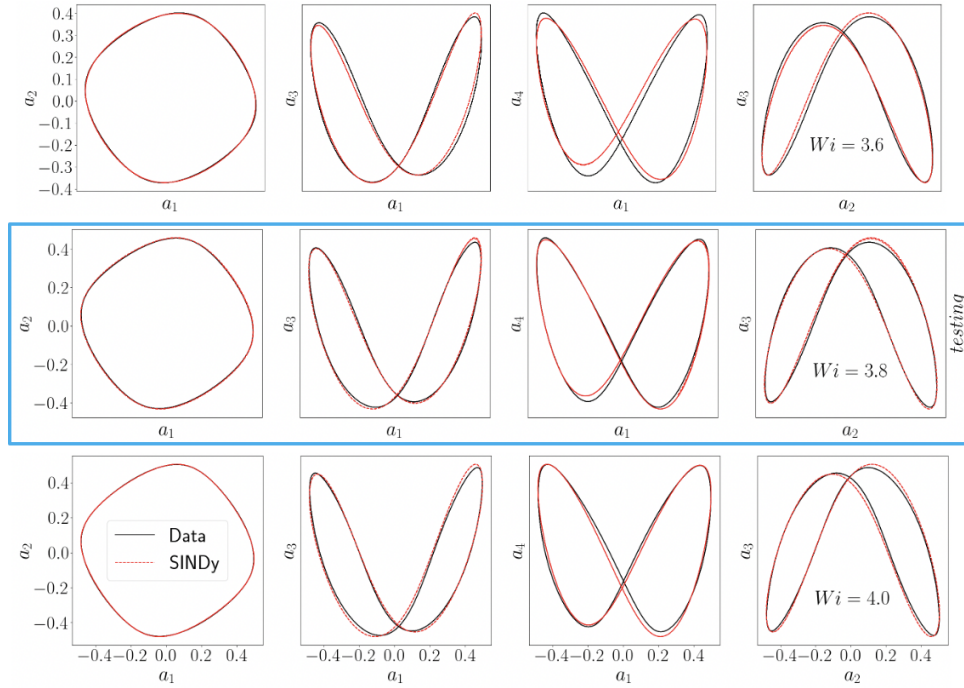


Figure 13: Comparison of the mode pair trajectories in time considering the pairs (a_1, a_2) , (a_1, a_3) , (a_1, a_4) and (a_2, a_3) using the full numerical solution (Data) and the reduced-order model (SINDy) for four-roll mill geometry with $n = 2$: training data $Wi = \{3.6, 4.0\}$ and testing data $Wi = 3.8$ (highlighted in blue).

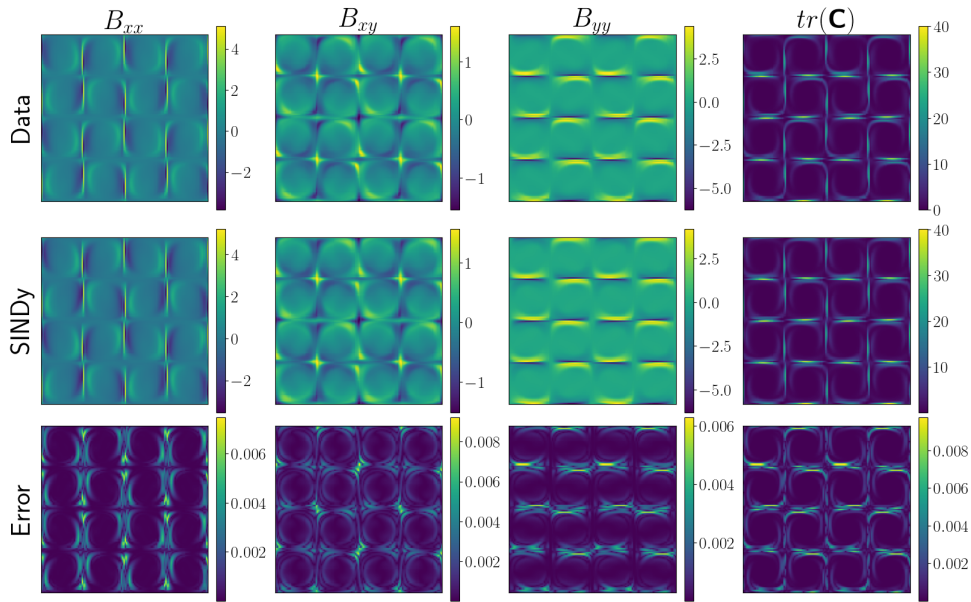


Figure 14: Comparison between the full numerical solution (Data), the reduced-order model (SINDy), and the error for $n = 2$ and $Wi = 3.8$ at simulation time $t = 400$.

References

- [1] M.A. Alves, P.J. Oliveira, and F.T. Pinho. Numerical methods for viscoelastic fluid flows. *Annual Review of Fluid Mechanics*, 53:509–541, 2021.

- [2] Sujit S. Datta, Arezoo M. Ardekani, Paulo E. Arratia, Antony N. Beris, Irmgard Bischofberger, Gareth H. McKinley, Jens G. Eggers, J. Esteban López-Aguilar, Suzanne M. Fielding, Anna Frishman, Michael D. Graham, Jeffrey S. Guasto, Simon J. Haward, Amy Q. Shen, Sarah Hormozi, Alexander Morozov, Robert J. Poole, V. Shankar, Eric S. G. Shaqfeh, Holger Stark, Victor Steinberg, Ganesh Subramanian, and Howard A. Stone. Perspectives on viscoelastic flow instabilities and elastic turbulence. *Phys. Rev. Fluids*, 7:080701, Aug 2022.
- [3] Bernd R Noack, Marek Morzynski, and Gilead Tadmor. *Reduced-order modelling for flow control*, volume 528. Springer Science & Business Media, 2011.
- [4] Bernd R Noack, Michael Schlegel, Marek Morzynski, and Gilead Tadmor. *Galerkin method for nonlinear dynamics*. Springer, DMD 2011.
- [5] Kevin Carlberg, Charbel Farhat, Julien Cortial, and David Amsallem. The gnat method for nonlinear model reduction: effective implementation and application to computational fluid dynamics and turbulent flows. *Journal of Computational Physics*, 242:623–647, 2013.
- [6] E. Kaiser, B. R. Noack, L. Cordier, A. Spohn, M. Segond, M. Abel, G. Daviller, J. Osth, S. Krajnovic, and R. K. Niven. Cluster-based reduced-order modelling of a mixing layer. *J. Fluid Mech.*, 754:365–414, 2014.
- [7] Alfio Quarteroni, Gianluigi Rozza, et al. *Reduced order methods for modeling and computational reduction*, volume 9. Springer, 2014.
- [8] Peter Benner, Serkan Gugercin, and Karen Willcox. A survey of projection-based model reduction methods for parametric dynamical systems. *SIAM review*, 57(4):483–531, 2015.
- [9] Kevin Carlberg, Ray Tuminaro, and Paul Boggs. Preserving lagrangian structure in nonlinear model reduction with application to structural dynamics. *SIAM Journal on Scientific Computing*, 37(2):B153–B184, 2015.
- [10] Benjamin Peherstorfer and Karen Willcox. Data-driven operator inference for nonintrusive projection-based model reduction. *Computer Methods in Applied Mechanics and Engineering*, 306:196–215, 2016.
- [11] Kevin Carlberg, Matthew Barone, and Harbir Antil. Galerkin v. least-squares petrov–galerkin projection in nonlinear model reduction. *Journal of Computational Physics*, 330:693–734, 2017.
- [12] Clarence W Rowley and Scott TM Dawson. Model reduction for flow analysis and control. *Annual Review of Fluid Mechanics*, 49:387–417, 2017.
- [13] Elizabeth Qian, Boris Kramer, Benjamin Peherstorfer, and Karen Willcox. Lift & learn: Physics-informed machine learning for large-scale nonlinear dynamical systems. *Physica D: Nonlinear Phenomena*, 406:132401, 2020.
- [14] Peter Benner, Pawan Goyal, Boris Kramer, Benjamin Peherstorfer, and Karen Willcox. Operator inference for non-intrusive model reduction of systems with non-polynomial nonlinear terms. *Computer Methods in Applied Mechanics and Engineering*, 372:113433, 2020.
- [15] Boris Kramer. Stability domains for quadratic-bilinear reduced-order models. *SIAM Journal on Applied Dynamical Systems*, 20(2):981–996, 2021.
- [16] S. L. Brunton and J. N. Kutz. *Data-Driven Science and Engineering: Machine Learning, Dynamical Systems, and Control*. Cambridge University Press, 2nd edition, 2022.
- [17] Kevin Carlberg, Matthew Barone, and Harbir Antil. Galerkin v. least-squares petrov–galerkin projection in nonlinear model reduction. *Journal of Computational Physics*, 330:693–734, 2017.
- [18] Clarence W Rowley, Tim Colonius, and Richard M Murray. Model reduction for compressible flows using POD and Galerkin projection. *Physica D: Nonlinear Phenomena*, 189(1-2):115–129, 2004.
- [19] Alan A. Kaptanoglu, Kyle D. Morgan, Chris J. Hansen, and Steven L. Brunton. Physics-constrained, low-dimensional models for magnetohydrodynamics: First-principles and data-driven approaches. *Phys. Rev. E*, 104:015206, Jul 2021.

- [20] Steven L. Brunton, Bernd R. Noack, and Petros Koumoutsakos. Machine learning for fluid mechanics. *Annual Review of Fluid Mechanics*, 52:477–508, 2020.
- [21] Karthik Duraisamy, Gianluca Iaccarino, and Heng Xiao. Turbulence modeling in the age of data. *Annual Reviews of Fluid Mechanics*, 51:357–377, 2019.
- [22] Eric J Parish and Kevin T Carlberg. Time-series machine-learning error models for approximate solutions to parameterized dynamical systems. *Computer Methods in Applied Mechanics and Engineering*, 365:112990, 2020.
- [23] Francesco Regazzoni, Luca Dede, and Alfio Quarteroni. Machine learning for fast and reliable solution of time-dependent differential equations. *Journal of Computational physics*, 397:108852, 2019.
- [24] S.L. Brunton, J.L. Proctor, and J. Nathan Kutz. Discovering governing equations from data by sparse identification of nonlinear dynamical systems. *Proc. Natl. Acad. Sci*, 113(15):932–3937, 2016.
- [25] J.-C. Loiseau and S. L. Brunton. Constrained sparse Galerkin regression. *Journal of Fluid Mechanics*, 838:42–67, 2018.
- [26] J.-C. Loiseau, B. R. Noack, and S. L. Brunton. Sparse reduced-order modeling: sensor-based dynamics to full-state estimation. *Journal of Fluid Mechanics*, 844:459–490, 2018.
- [27] Jean-Christophe Loiseau. Data-driven modeling of the chaotic thermal convection in an annular thermosyphon. *Theoretical and Computational Fluid Dynamics*, 34(4):339–365, 2020.
- [28] Yifei Guan, Steven L Brunton, and Igor Novosselov. Sparse nonlinear models of chaotic electroconvection. *Royal Society Open Science*, 8(8):202367, 2021.
- [29] Nan Deng, Bernd R Noack, Marek Morzyński, and Luc R Pastur. Galerkin force model for transient and post-transient dynamics of the fluidic pinball. *Journal of Fluid Mechanics*, 918, 2021.
- [30] Jared L Callahan, Georgios Rigas, Jean-Christophe Loiseau, and Steven L Brunton. An empirical mean-field model of symmetry-breaking in a turbulent wake. *Science Advances*, 8(eabm4786), 2022.
- [31] J. Callahan, S. Brunton, and J. Loiseau. On the role of nonlinear correlations in reduced-order modelling. *Journal of Fluid Mechanics*, 938(A1), 2022.
- [32] Magnus Dam, Morten Brøns, Jens Juul Rasmussen, Volker Naulin, and Jan S Hesthaven. Sparse identification of a predator-prey system from simulation data of a convection model. *Physics of Plasmas*, 24(2):022310, 2017.
- [33] S Beetham and J Capecehatro. Formulating turbulence closures using sparse regression with embedded form invariance. *Physical Review Fluids*, 5(8):084611, 2020.
- [34] Sarah Beetham, Rodney O Fox, and Jesse Capecehatro. Sparse identification of multiphase turbulence closures for coupled fluid–particle flows. *Journal of Fluid Mechanics*, 914, 2021.
- [35] Martin Schmelzer, Richard P Dwight, and Paola Cinnella. Discovery of algebraic reynolds-stress models using sparse symbolic regression. *Flow, Turbulence and Combustion*, 104(2):579–603, 2020.
- [36] Mariia Sorokina, Stylianos Sygletos, and Sergei Turitsyn. Sparse identification for nonlinear optical communication systems: SINO method. *Optics express*, 24(26):30433–30443, 2016.
- [37] Stephan Thaler, Ludger Paehler, and Nikolaus A Adams. Sparse identification of truncation errors. *Journal of Computational Physics*, 397:108851, 2019.
- [38] S. H. Rudy, S. L. Brunton, J. L. Proctor, and J. N. Kutz. Data-driven discovery of partial differential equations. *Science Advances*, 3(e1602614), 2017.
- [39] Hayden Schaeffer. Learning partial differential equations via data discovery and sparse optimization. In *Proc. R. Soc. A*, volume 473, page 20160446. The Royal Society, 2017.
- [40] Patrick Gelß, Stefan Klus, Jens Eisert, and Christof Schütte. Multidimensional approximation of nonlinear dynamical systems. *Journal of Computational and Nonlinear Dynamics*, 14(6), 2019.

- [41] Eurika Kaiser, J Nathan Kutz, and Steven L Brunton. Sparse identification of nonlinear dynamics for model predictive control in the low-data limit. *Proceedings of the Royal Society of London A*, 474(2219), 2018.
- [42] Hayden Schaeffer and Scott G McCalla. Sparse model selection via integral terms. *Physical Review E*, 96(2):023302, 2017.
- [43] Patrick AK Reinbold, Daniel R Gurevich, and Roman O Grigoriev. Using noisy or incomplete data to discover models of spatiotemporal dynamics. *Physical Review E*, 101(1):010203, 2020.
- [44] Daniel R Gurevich, Patrick AK Reinbold, and Roman O Grigoriev. Robust and optimal sparse regression for nonlinear pde models. *Chaos: An Interdisciplinary Journal of Nonlinear Science*, 29(10):103113, 2019.
- [45] E Paulo Alves and Frederico Fiuza. Data-driven discovery of reduced plasma physics models from fully-kinetic simulations. *arXiv preprint arXiv:2011.01927*, 2020.
- [46] Patrick AK Reinbold, Logan M Kageorge, Michael F Schatz, and Roman O Grigoriev. Robust learning from noisy, incomplete, high-dimensional experimental data via physically constrained symbolic regression. *Nature communications*, 12(1):1–8, 2021.
- [47] Lorenzo Boninsegna, Feliks Nüske, and Cecilia Clementi. Sparse learning of stochastic dynamical equations. *The Journal of Chemical Physics*, 148(24):241723, 2018.
- [48] Jared L Callahan, J-C Loiseau, Georgios Rigas, and Steven L Brunton. Nonlinear stochastic modelling with langevin regression. *Proceedings of the Royal Society A*, 477(2250):20210092, 2021.
- [49] Yue Wang, Hanghang Ma, Weihua Cai, Hongna Zhang, Jianping Cheng, and Xin Zheng. A POD-Galerkin reduced-order model for two-dimensional Rayleigh-Bénard convection with viscoelastic fluid. *International Communications in Heat and Mass Transfer*, 117:104747, 2020.
- [50] M. Chetry, D. Borzacchiello, G. D’Avino, and L.R. Da Silva. Comparing different stabilization strategies for reduced order modeling of viscoelastic fluid flow problems. *SSRN*, 2022.
- [51] Y. Guan, S.L. Brunton, and I. Novosselov. Sparse nonlinear models of chaotic electroconvection. *R. Soc. open sci.*, page 202367, 2021.
- [52] Roney L. Thompson and Cassio M. Oishi. Reynolds and Weissenberg numbers in viscoelastic flows. *Journal of Non-Newtonian Fluid Mechanics*, 292:104550, 2021.
- [53] F.P. Martins, C.M. Oishi, A.M. Afonso, and M.A. Alves. A numerical study of the kernel-conformation transformation for transient viscoelastic fluid flows. *Journal of Computational Physics*, 302:653–673, 2015.
- [54] Paloma Gutierrez-Castillo and Becca Thomases. Proper Orthogonal Decomposition (POD) of the flow dynamics for a viscoelastic fluid in a four-roll mill geometry at the Stokes limit. *Journal of Non-Newtonian Fluid Mechanics*, 264:48–61, 2019.
- [55] V. Dzanic, C.S. From, and E. Sauret. The effect of periodicity in the elastic turbulence regime. *Journal of Fluid Mechanics*, 937:A31, 2022.
- [56] Thomas T. Perkins, Douglas E. Smith, and Steven Chu. Single polymer dynamics in an elongational flow. *Science*, 276(5321):2016–2021, 1997.
- [57] Simon J. Haward, Mónica S. N. Oliveira, Manuel A. Alves, and Gareth H. McKinley. Optimized cross-slot flow geometry for microfluidic extensional rheometry. *Phys. Rev. Lett.*, 109:128301, Sep 2012.
- [58] S.J. Haward. Microfluidic extensional rheometry using stagnation point flow. *Biomicrofluidics*, 10:043401, 2016.
- [59] Raanan Fattal and Raz Kupferman. Constitutive laws for the matrix-logarithm of the conformation tensor. *Journal of Non-Newtonian Fluid Mechanics*, 123(2):281–285, 2004.

- [60] Nusret Balci, Becca Thomases, Michael Renardy, and Charles R. Doering. Symmetric factorization of the conformation tensor in viscoelastic fluid models. *Journal of Non-Newtonian Fluid Mechanics*, 166(11):546–553, 2011. XVIth International Workshop on Numerical Methods for Non-Newtonian Flows.
- [61] Jonathan D. Evans, Hugo L. França, and Cassio M. Oishi. Application of the natural stress formulation for solving unsteady viscoelastic contraction flows. *Journal of Computational Physics*, 388:462–489, 2019.
- [62] S. Popinet and Collaborators. Basilisk c, 2013-2021. Accessed on Month Day, Year.
- [63] J.M. López-Herrera, S. Popinet, and A.A. Castrejón-Pita. An adaptive solver for viscoelastic incompressible two-phase problems applied to the study of the splashing of weakly viscoelastic droplets. *Journal of Non-Newtonian Fluid Mechanics*, 264:144–158, 2019.
- [64] S.N. Wang, M.D. Graham, F.J. Hahn, and L. Xi. Time-series and extended Karhunen–Loève analysis of turbulent drag reduction in polymer solutions. *AIChE Journal*, 60:1460 – 1475, 2013.
- [65] Charles R. Doering, Bruno Eckhardt, and Jörg Schumacher. Failure of energy stability in oldroyd-b fluids at arbitrarily low reynolds numbers. *Journal of Non-Newtonian Fluid Mechanics*, 135(2):92–96, 2006.
- [66] Kunihiko Taira, Steven L. Brunton, Scott T. M. Dawson, Clarence W. Rowley, Tim Colonius, Beverley J. McKeon, Oliver T. Schmidt, Stanislav Gordeyev, Vassilios Theofilis, and Lawrence S. Ukeiley. Modal analysis of fluid flows: An overview. *AIAA Journal*, pages 4013–4041, 2017.
- [67] Peng Zheng, Travis Askham, Steven L Brunton, J Nathan Kutz, and Aleksandr Y Aravkin. A unified framework for sparse relaxed regularized regression: SR3. *IEEE Access*, 7:1404–1423, 2018.
- [68] Kathleen Champion, Peng Zheng, Aleksandr Y Aravkin, Steven L Brunton, and J Nathan Kutz. A unified sparse optimization framework to learn parsimonious physics-informed models from data. *IEEE Access*, 8:169259–169271, 2020.
- [69] Brian de Silva, Kathleen Champion, Markus Quade, Jean-Christophe Loiseau, J. Kutz, and Steven Brunton. PySINDy: A Python package for the sparse identification of nonlinear dynamical systems from data. *Journal of Open Source Software*, 5(49):2104, 2020.
- [70] Alan A. Kaptanoglu, Brian M. de Silva, Urban Fasel, Kadierdan Kaheman, Andy J. Goldschmidt, Jared Callahan, Charles B. Delahunt, Zachary G. Nicolaou, Kathleen Champion, Jean-Christophe Loiseau, J. Nathan Kutz, and Steven L. Brunton. PySINDy: A comprehensive Python package for robust sparse system identification. *Journal of Open Source Software*, 7(69):3994, 2022.
- [71] Michael Schlegel and Bernd R Noack. On long-term boundedness of Galerkin models. *Journal of Fluid Mechanics*, 765:325–352, 2015.
- [72] Alan A Kaptanoglu, Jared L Callahan, Aleksandr Aravkin, Christopher J Hansen, and Steven L Brunton. Promoting global stability in data-driven models of quadratic nonlinear dynamics. *Physical Review Fluids*, 6(9):094401, 2021.
- [73] Nan Deng, Bernd R Noack, Marek Morzyński, and Luc R Pastur. Low-order model for successive bifurcations of the fluidic pinball. *Journal of fluid mechanics*, 884, 2020.
- [74] V. Dzanic, C. S. From, and E. Sauret. Conserving elastic turbulence numerically using artificial diffusivity. *Phys. Rev. E*, 106:L013101, Jul 2022.
- [75] Bin Liu, Michael Shelley, and Jun Zhang. Oscillations of a layer of viscoelastic fluid under steady forcing. *Journal of Non-Newtonian Fluid Mechanics*, 175-176:38–43, 2012.
- [76] Alexander Morozov. Coherent structures in plane channel flow of dilute polymer solutions with vanishing inertia. *Phys. Rev. Lett.*, 129:017801, Jun 2022.
- [77] U. Fasel, E. Kaiser, J. N. Kutz, B. W. Brunton, and S.L. Brunton. Sindy with control: A tutorial. *IEEE Conference on Decision and Control (CDC)*, pages 16–21, 2021.
- [78] A. Groisman and V.V. Steinberg. Elastic turbulence in a polymer solution flow. *Nature*, 405:53–5, 2000.

- [79] Victor Steinberg. Elastic turbulence: An experimental view on inertialess random flow. *Annual Review of Fluid Mechanics*, 53(1):27–58, 2021.
- [80] C.M. Oishi, R.L. Thompson, and F.P. Martins. Normal and oblique drop impact of yield stress fluids with thixotropic effects. *Journal of Fluid Mechanics*, 876:642—679, 2019.