

# Exploiting Spatial-Temporal Context for Interacting Hand Reconstruction on Monocular RGB Video

WEICHAO ZHAO, University of Science and Technology of China, China

HEZHEN HU, University of Science and Technology of China, China

WENGANG ZHOU, University of Science and Technology of China, China

LI LI, University of Science and Technology of China, China

HOUQIANG LI, University of Science and Technology of China, China

Reconstructing interacting hands from monocular RGB data is a challenging task, as it involves many interfering factors, *e.g.* self- and mutual occlusion and similar textures. Previous works only leverage information from a single RGB image without modeling their physically plausible relation, which leads to inferior reconstruction results. In this work, we are dedicated to explicitly exploiting spatial-temporal information to achieve better interacting hand reconstruction. On one hand, we leverage temporal context to complement insufficient information provided by the single frame, and design a novel temporal framework with a temporal constraint for interacting hand motion smoothness. On the other hand, we further propose an interpenetration detection module to produce kinetically plausible interacting hands without physical collisions. Extensive experiments are performed to validate the effectiveness of our proposed framework, which achieves new state-of-the-art performance on public benchmarks.

CCS Concepts: • **Computing methodologies**; • **Artificial intelligence** → **Computer vision**;

Additional Key Words and Phrases: interacting hand, model-based 3D hand reconstruction, temporal context

## ACM Reference Format:

Weichao Zhao, Hezhen Hu, Wengang Zhou, Li Li, and Houqiang Li. 2018. Exploiting Spatial-Temporal Context for Interacting Hand Reconstruction on Monocular RGB Video. *J. ACM* 37, 4, Article 111 (August 2018), 16 pages. <https://doi.org/XXXXXXX.XXXXXXX>

## 1 INTRODUCTION

Interacting hand refers to the left and right hands collaborating together to perform some actions. The analysis of interacting hands plays an important role in human behavior understanding, thus facilitating the development of many applications, *i.e.*, AR/VR technology, sign language and human-machine interaction, *etc.*. Recent years have witnessed great success of single hand pose and shape recovery thanks to the development of deep neural networks [2, 22, 34, 46, 48, 49, 51]. Compared with the single hand case, the reconstruction of pose and shape for both hands is much more challenging due to interfering factors, such as self-occlusion, mutual occlusion and similar textures. As a result, most existing single-hand reconstruction methods [2, 22, 46, 49] cannot be directly applied to the interacting hand scenario.

Authors' addresses: Weichao Zhao, [saruka@mail.ustc.edu.cn](mailto:saruka@mail.ustc.edu.cn), University of Science and Technology of China, Hefei, Anhui, China, 230027; Hezhen Hu, [alexhu@mail.ustc.edu.cn](mailto:alexhu@mail.ustc.edu.cn), University of Science and Technology of China, Hefei, Anhui, China; Wengang Zhou, [zhwg@ustc.edu.cn](mailto:zhwg@ustc.edu.cn), University of Science and Technology of China, Hefei, Anhui, China; Li Li, [lil1@ustc.edu.cn](mailto:lil1@ustc.edu.cn), University of Science and Technology of China, Hefei, Anhui, China; Houqiang Li, [lihq@ustc.edu.cn](mailto:lihq@ustc.edu.cn), University of Science and Technology of China, Hefei, Anhui, China.

Permission to make digital or hard copies of all or part of this work for personal or classroom use is granted without fee provided that copies are not made or distributed for profit or commercial advantage and that copies bear this notice and the full citation on the first page. Copyrights for components of this work owned by others than ACM must be honored. Abstracting with credit is permitted. To copy otherwise, or republish, to post on servers or to redistribute to lists, requires prior specific permission and/or a fee. Request permissions from [permissions@acm.org](mailto:permissions@acm.org).

© 2018 Association for Computing Machinery.

0004-5411/2018/8-ART111 \$15.00

<https://doi.org/XXXXXXX.XXXXXXX>

In order to promote the study of interacting hand reconstruction, several datasets have been made available to the research community [11, 27]. Currently, the research on interacting hand reconstruction has received increasing attention [7, 9, 18, 23, 27, 28, 50], which can be categorized into two groups based on input modality, *i.e.*, RGB data and depth data. In this work, we focus on interacting hand reconstruction from monocular RGB data. RGB-based methods [18, 23, 27] estimate the sparse 3D hand pose for both hands by extracting both hand features from a single color image. For instance, Zhang *et al.* [50] attempt to embed the two-hand context information to reconstruct interacting hand pose and shape from a single image. Meng *et al.* [25] propose to segment the masks of the left and the right hand in a single image and utilize 3D single-hand pose estimator to process both hands separately. However, these methods rely solely on the limited information available from a single color image in order to extract the single hand pose feature, leading to inaccuracies in estimating 3D joints, particularly in scenarios involving heavy self-occlusion or mutual-occlusion of both hands.

While the current methods have achieved remarkable success in extracting isolated hand information from a single image, they often overlook the abundant spatial and temporal information present in adjacent frames. Interacting hands, in particular, exhibit a strong spatial correlation, which not only minimizes the likelihood of physical interpenetration but also facilitates the precise reconstruction of both hands. Additionally, temporal information provides context for the relationship between the hands, which can help overcome the limitations of occlusions in a single frame.

Motivated by the analysis above, we propose a novel framework that leverages spatial-temporal information to achieve superior reconstruction of interacting hand pose and shape. As shown in Fig. 1, our framework mainly consists of five modules, *i.e.*, a frame encoder, a multi-scale feature extractor, a temporal encoder, a MANO decoder and an interpenetration detector. Given an interacting-hand sequence, the frame image encoder first transforms it into a series of image features. Then, using a multi-scale feature extractor, we extract coarse features for both hand and hierarchical image features for each frame. Subsequently, the feature sequences of both hands are fed into the temporal encoder and progressively aggregated for representation refinement. Finally, the MANO decoder maps the latent inter-hand semantic representation to the 3D hand mesh and pose. The interpenetration detector is utilized to detect the collision information for both predicted hands. It is worth mentioning that, to alleviate the irrational hand pose and generate realistic interacting hand action, we design a temporal constraint and a physical constraint to guide our framework in learning reasonable hand representation.

The key contributions of this work are summarized as follows:

- We propose an interaction-aware framework to explicitly exploit spatial-temporal information for hand reconstruction under the challenging interacting hand scenario.
- We elaborately design a novel temporal framework with the temporal constraint to generate smooth interacting hand motion. Besides, we propose an interpenetration detection module to reconstruct interacting hands satisfying the physical constraint.
- Extensive experiments are performed to validate the effectiveness of our proposed framework, which achieves new state-of-the-art performance on two public benchmarks.

## 2 RELATED WORK

In this section, we briefly review several related topics, including 3D interacting hand pose and shape estimation and other hand pose estimation.

## 2.1 3D Interacting Hand Estimation

Most existing methods conduct inter-hand reconstruction with multi-view cameras [1, 9], a single depth image [10, 28] or tracking strategy [37, 44]. Due to the extensive use of color images, the methods using monocular RGB images [18, 20, 23, 25, 27, 50] gradually become the mainstream. Moon *et al.* [27] propose the current largest interacting-hand dataset named InterHand2.6M and present an InterNet model. InterNet extracts the hand feature for each hand from the single RGB image, then predicts a 2.5D heatmap with a single hand feature and lifts it to 3D sparse joints. Kim *et al.* [18] combine an inter-hand detection network and an inter-hand pose estimation network to estimate the intermediate 2D interacting hand pose, and then lift sparse 3D joints from 2D hand pose positions. Zhang *et al.* [50] leverage two-hand context and 2.5D heatmap to reconstruct interacting hand pose and shape from a single color image. The method consists of two stages, *i.e.*, predicting 2.5D heatmap of each joint as an initial estimation of the interacting hands, then refining the initial estimation with high-resolution features to capture more details. Meng *et al.* [25] propose to convert the issues of interacting hands into the single-hand domain and take advantage of the research progress on the single-hand pose estimation system to predict the joints of both hands respectively. Thus, this method focuses on designing a hand segmentation module to modal the masks of both hands and apply de-occlusion technology to improve pose estimation accuracy.

However, for interacting hand pose and shape reconstruction from RGB images, the aforementioned methods do not explicitly consider the temporal information and spatial information between both hands. Different from solely relying on a single RGB image, our proposed method explicitly exploits the temporal-spatial information among consecutive frames for reconstructing interacting hands.

## 2.2 Hand-Related Pose Estimation

Other hand-related pose estimation mainly involves single hand estimation and hand-object pose estimation. Early 3D single hand pose estimation methods are mainly based on a generative model [31, 36, 38, 39]. Recently, many works utilize the powerful deep neural networks to estimate the single hand pose [2, 3, 8, 13–16, 21, 24, 26, 40, 43, 47, 49, 52]. RT-CPR [40] first utilizes the deep neural network to localize hand keypoints by estimating 2D heat maps for each joint. This method is further extended by estimating multi-view 2D [8]. V2V-PoseNet [26] proposes a 3D CNN model which takes voxel input and outputs a 3D heat map for each keypoint. In [43], Self-HPE is presented as a self-supervised method that can be trained using only a single depth map. In [14], AWR is proposed as an adaptive weighting regression method to estimate hand joint coordinates in dense representation. Boukhayma *et al.* [2] enhance the model generalization by introducing extra data resources and introducing a hand prior model. SeqHand [49] incorporates the temporal movement information of isolated hand sequences with the static frame information for better 3D hand pose estimation. Group-HPE [21] separates the hand joints into different groups by calculating the relationship among them. S<sup>2</sup>HAND [4] trains a model-based 3D hand reconstruction network with a self-supervised paradigm to alleviate reliance on labeled training data. With the success of single hand pose estimation, some works begin to study hand-object pose estimation [1, 6, 11, 11, 29, 32, 35, 41, 45].

Since these hand reconstruction methods only focus on the single hand estimation, they can not be directly extended to the interacting hand scenarios. We are the first to consider the spatial and temporal correlation between both hands with interpenetration constraints and temporal smoothness and prove the effectiveness of our proposed method.

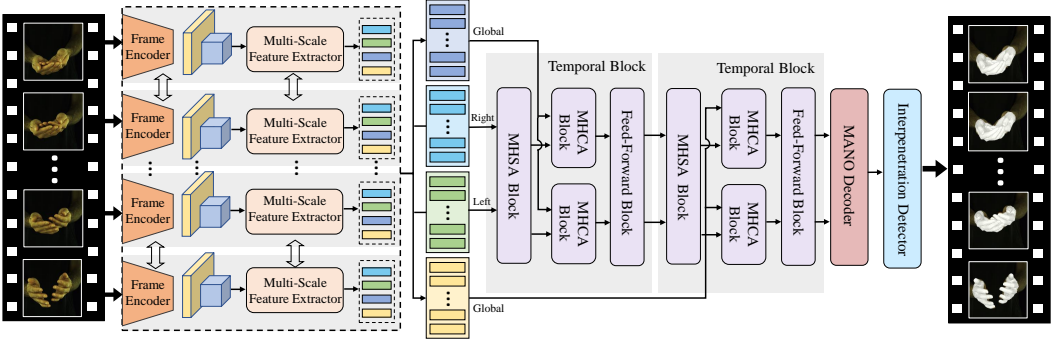


Fig. 1. An illustration of our proposed framework. Given a cropped RGB sequence, the frame encoder first distills image features for each frame. Then the multi-scale feature extractor extracts multi-scale feature sequences for temporal modeling. The temporal encoder refines both hand features with temporal contexts. Finally, the MANO decoder regresses the 3D coordinates of two hand surface vertices, and the interpenetration detector detects whether two hands occur collision during training. The weights of the frame encoder and multi-scale feature extractor are shared among RGB frames.

### 3 METHODOLOGY

As shown in Fig. 1, our framework consists of a frame encoder, a multi-scale feature extractor, a temporal encoder, a MANO decoder and an interpenetration detector. The temporal encoder is made up of two temporal blocks. In the following, we will elaborate each component of our framework. After that, we discuss the objective function for training.

#### 3.1 Framework Architecture

**Frame encoder.** Given an input RGB interacting hand sequence  $V = \{I_t\}_{t=1}^T$  of length  $T$  from a single person, we extract the image features of the last two layers, i.e.,  $F_{t,l}^{img} \in \mathbb{R}^{C_l \times H_l \times W_l}$ ,  $l \in \{1, 2\}$  for each frame  $I_t$  using a pretrained ResNet [12]. The network weights of the ResNet are shared among all frames. The output of frame encoder is formulated as follows,

$$\mathbf{F}^{img} = \{\{F_{t,l}^{img}\}_{l=1}^2\}_{t=1}^T = \{\mathbb{E}(I_t)\}_{t=1}^T, \quad (1)$$

where  $\mathbb{E}(\cdot)$  denotes the frame encoder, and  $\mathbf{F}^{img}$  represents the set of image features extracted from the frame encoder.

**Multi-scale feature extractor.** The set of image features  $\mathbf{F}^{img}$  includes the static semantics of both hands. In order to extract useful information related to interacting hands, we propose the multi-scale feature extractor, as shown in Fig. 2. We first utilize a hand-chirality extractor to extract a single hand feature for each frame. It predicts a weight map  $w_t^h \in \mathbb{R}^{H_1 \times W_1}$  for each hand that extracts single hand feature  $f_t^h \in \mathbb{R}^{C_1}$  from the image feature  $F_{t,1}^{img}$ , which is formulated as follows,

$$w_t^h = \mathbb{H}^h(F_{t,1}^{img}), \quad f_t^h = \mathbb{P}_{avg}(w_t^h \otimes F_{t,1}^{img}), \quad h \in \{left, right\}, \quad (2)$$

where  $h$  represents left or right hand side, and  $\mathbb{H}^h(\cdot)$  denotes hand chirality extractor for each hand side.  $\otimes$  and  $\mathbb{P}_{avg}$  indicates element-wise multiplication and average pooling operations, respectively. We also consider that due to the similar texture and occlusion between both hands, directing reconstruction interacting hand mesh from a single hand feature maybe have difficulty in guaranteeing plausible predicted results. To this end, we extract the hierarchical global features, i.e.,  $f_{t,1}^{global} \in \mathbb{R}^{C_1}$  and  $f_{t,2}^{global} \in \mathbb{R}^{C_2}$  by utilizing average pooling operation on image features  $F_{t,1}^{img}$  and

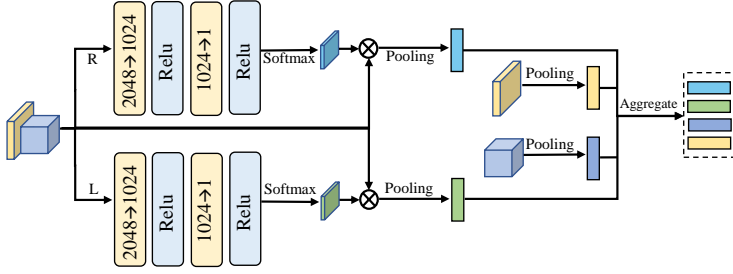


Fig. 2. Illustration of the multi-scale feature extractor in our proposed framework.

$F_{t,2}^{img}$  for each frame, respectively. Finally, we collect four multi-scale features for each frame, i.e.,  $f_t^{right}, f_t^{left}, f_{t,1}^{global}$  and  $f_{t,2}^{global}$ . To facilitate the introduction below, we split them into four feature sequences, denoted as  $F^{right}, F^{left}, F_1^{global} \in \mathbb{R}^{T \times C_1}$  and  $F_2^{global} \in \mathbb{R}^{T \times C_2}$ , respectively.

**Temporal encoder.** Given the above feature sequences, we design the temporal encoder to exploit rich context cues and progressively merge the temporal information. The temporal encoder is composed of temporal blocks motivated by [42]. Each temporal block is formed by three submodules: a multi-head self-attention (MHSA) block, two multi-head cross-attention (MHCA) blocks and a feed-forward block.

Two hand feature sequences are first cascaded and fed into MHSA block. MHSA block is utilized to capture the temporal context to compensate insufficient information in a single frame caused by interfering factors. Meanwhile, the MHSA block could also implicitly model hands interacting context for both hand sequences, which is formulated as follows,

$$F_{in,1}^k = \text{Concat}(F^{right}, F^{left}), \quad F_{out,1}^k = \text{MHSA}(F_{in,1}^k), \quad (3)$$

where  $F_{in,1}^k \in \mathbb{R}^{2T \times C_k}$  and  $F_{out,1}^k \in \mathbb{R}^{2T \times C_k}$ , denotes the input and output feature sequence of the MHSA block (the 1<sup>st</sup> submodule) in the  $k$ -th temporal block, respectively.  $F_{out,1}^k$  can be split into two parts, i.e.,  $F_{out,1}^{left,k}$  and  $F_{out,1}^{right,k}$ . Through the MHSA block, each hand feature refines itself with hand temporal information. However, single hand feature only contains local information extracted from the frame image feature. In order to convey global context into local hand feature sequence, we utilize multi-head cross-attention (MHCA) block to merge hierarchical global feature sequence into both hand feature sequences respectively, which is formulated as follows,

$$\begin{aligned} Q_h, K_h, V_h &= F_{out,1}^{h,k} W^Q, F_k^{global} W^K, F_k^{global} W^V, \\ F_{out,2}^{h,k} &= \text{Softmax}\left(\frac{Q_h K_h^T}{\sqrt{d}}\right) V_h W^O + F_{out,1}^{h,k}, \end{aligned} \quad (4)$$

where  $h$  represents the hand side, i.e., right and left.  $W^Q, W^K, W^V \in \mathbb{R}^{C_k \times d}$  and  $W^O \in \mathbb{R}^{d \times C_k}$  are the projection matrices. Finally, both hand feature sequences are fed into feed-forward block with a dimensionality reduction scheme for the next temporal block, which is formulated as follows,

$$F_{in,1}^{h,k+1} = \text{FeedForward}(F_{out,2}^{h,k}), \quad h \in \{right, left\} \quad (5)$$

where  $F_{in,1}^{h,k+1}$  denotes the input of the  $k$ -th temporal block. Note that, we totally utilize two temporal blocks in our proposed framework.

**MANO decoder.** We utilize the fully differentiable MANO hand model [33] as the decoder to represent the pose and shape of interacting hands. As a statistical model, the MANO model

introduces hand prior to constrain the distribution of possible inter-hand poses. The irrational predicted hand poses are implicitly filtered out during its mapping. For the outputs of the temporal encoder,  $F_{out}^{right}, F_{out}^{left} \in \mathbb{R}^{T \times C_3}$ , we first utilize an MLP as latent semantic extractor to regress the MANO shape parameters  $\hat{\beta}^{right}, \hat{\beta}^{left} \in \mathbb{R}^{T \times 10}$ , pose parameters  $\hat{\theta}^{right}, \hat{\theta}^{left} \in \mathbb{R}^{T \times 10}$  for both hand sequences, respectively. Then the sequence of hand surface mesh vertices  $\mathbf{M}^h \in \mathbb{R}^{T \times 778 \times 3}$  for each hand side can be deformed with  $\hat{\theta}^h$  and  $\hat{\beta}^h$ , which is computed as follows,

$$\mathbf{M}^h = W(\mathbf{T}(\hat{\theta}^h, \hat{\beta}^h), \mathbf{J}(\hat{\beta}^h), \mathbf{W}^h), \quad h \in \{right, left\} \quad (6)$$

where  $W(\cdot)$  is skinning function,  $\mathbf{T}(\cdot)$  is a parametric hand template shape,  $\mathbf{J}(\hat{\beta}^h)$  is the hand joint position at the rest pose, and  $\mathbf{W}^h$  is a skinning weight matrix. Given the ground-truth relative translation  $\mathbf{c} \in \mathbb{R}^{T \times 1 \times 3}$  between the right and left hand, we could transform left hand mesh vertices into the right hand coordinate system, which is formulated as follows,

$$\mathbf{M}_{trans}^{left} = \mathbf{M}^{left} + \mathbf{c}, \quad \mathbf{M}_{trans}^{right} = \mathbf{M}^{right}, \quad (7)$$

For each single hand, the predicted hand mesh vertices  $\tilde{V}_{trans,t}^h \in \mathbb{R}^{778 \times 3}$  in  $\mathbf{M}_{trans}^h$ ,  $t \in \{1, \dots, T\}$  and  $h \in \{left, right\}$ , provide a better display of hand pose than sparse skeleton joints. Furthermore, to keep consistent with supervised labels, we derive 21 3D joints  $\tilde{J}_t^h \in \mathbb{R}^{21 \times 3}$  from  $\tilde{V}_{trans,t}^h$ .

**Interpenetration detector.** So far, the prediction of both hands does not leverage the constraints that guide hands interacting in the physical world. Concretely, it does not explicitly account for the spatial information that both hands can not interpenetrate each other in reality. To better constrain the correct posture of both hands under complex interaction scenarios, we propose an inter-hand penetration detector to detect the predicted interacting hand vertices that are inside each other. We define the distances between points in the following.  $d(v, V) = \inf_{w \in V} \|v - w\|_2$  denotes the distances from point to set, and  $d(C, V) = \inf_{v \in C} d(v, V)$  denotes the distances from set to set. Given a paired interacting hand vertices,  $V^{right}$  and  $V^{left}$ , we first calculate the distances from all vertices of one hand to the other hand, denoted as  $d(V^{right}, V^{left})$  and  $d(V^{left}, V^{right})$ , respectively. Then we cast a ray from each hand vertex and count the number of times it intersect the other hand mesh to determine whether it is inside or outside the predicted hand mesh, which is formulated as follows,

$$\text{Inter}(V^h) = \text{CastRay}(V^h, \text{Mesh}(V^{\hat{h}}, F^{\hat{h}})), \quad h, \hat{h} \in \{right, left\} \quad (8)$$

where  $\text{Inter}(\cdot)$  denotes whether interpenetration occurs at each point in hand meshes. The value of  $\text{Inter}(\cdot)$  is only taken from the set of  $\{1, 0\}$ , which indicates that interpenetration happens or not, respectively.  $\text{Mesh}(\cdot)$  utilizes hand vertices coordinates and the connection relationship of hand vertices to construct a waterproof hand mesh.  $h$  and  $\hat{h}$  denotes both hand sides, respectively. According to the interpenetration detection results, we explicitly detect the penetration regions and design physical interacting constraint to reduce them.

### 3.2 Objective Function

During training, we introduce objective functions to supervise our framework outputs. Specifically, we design loss functions for temporal and spatial constraints.

**Temporal smooth loss.** During the hand motion, each hand pose sequence should be continuous and smooth. In order to enforce the temporal smoothness of interacting hand movement, we adopt temporal smooth loss during the training procedure, which is formulated as follows,

$$\mathcal{L}_{smooth} = \sum_{h \in \{l, r\}} \sum_{t=2}^T \|\tilde{J}_t^h - \tilde{J}_{t-1}^h\|_2, \quad (9)$$

where  $\tilde{J}_t^h$  denotes the predicted hand joint pose in the  $t$ -th frame, and  $h$  denotes the hand side.

**Interpenetration loss.** We define an interact loss to penalize both hands interpenetration. Moreover, we utilize a common penalization function  $l_\alpha(x) = \alpha \cdot \tanh(\frac{x}{\alpha})$ , where  $\alpha$  is the penetration distance, which we empirically set to  $2cm$  in all experiments. Thus, the interact loss is formulated as follows,

$$\mathcal{L}_{inter} = \sum_{h \in \{l, r\}} \sum_{t=1}^T (\text{Inter}(\tilde{V}_{trans,t}^h \cdot l_\alpha(d(\tilde{V}_{trans,t}^h, \tilde{V}_{trans,t}^h))), \quad (10)$$

where  $\tilde{V}_{trans,t}^h$  denotes the predicted hand mesh vertices for each hand side.

**Joint loss.** To better constrain the pose of the generated interacting hand under a real situation, we add 3D joint loss  $\mathcal{L}_{3D}$  during the training procedure, which is formulated as follows,

$$\mathcal{L}_{joint} = \frac{1}{T} \sum_{h \in \{l, r\}} \sum_{t=1}^T \mathbf{1}(t) \cdot \|J_t^h - \tilde{J}_t^h\|_2, \quad (11)$$

where  $J$  and  $\tilde{J}$  denote the groundtruth and the predicted joints from our framework, and  $\mathbf{1}(t)$  is an indicator function that is 1 if the ground truth 3D joints in the  $t$ -th frame are labeled and 0 otherwise.

**MANO loss.** We utilize MANO loss to enforce the hand shape parameters. Meanwhile, due to the symmetry of both hands of a subject, we also keep the hand shape consistency of both hands with L2 distance. The mano loss is formulated as follows,

$$\mathcal{L}_{mano} = \sum_{h \in \{l, r\}} \sum_{t=1}^T \mathbf{1}(t) \cdot \|\beta_t^h - \hat{\beta}_t^h\|_2 + \lambda_{consist} \sum_{t=1}^T \|\beta_t^{right} - \hat{\beta}_t^{left}\|_2^2, \quad (12)$$

where  $\lambda_{consist}$  denotes weighting factor of hand shape consistency, which is set to 1.0 in our settings.

**Regularization Loss.** To generate plausible inter-hand poses and accelerate network convergence, the regularization loss is added by constraining the magnitude of the MANO model's inputs, which is formulated as follows,

$$\mathcal{L}_{reg} = \sum_{h \in \{l, r\}} \|\hat{\theta}^h\|_2^2 + \lambda_\beta \|\hat{\beta}^h\|_2^2, \quad (13)$$

where  $\lambda_\beta$  denotes weighting factor of hand shape parameters, which is set to 0.1 in our settings.

The total loss function of our framework is defined as follows,

$$\mathcal{L}_{total} = \mathcal{L}_{smooth} + \lambda_j \mathcal{L}_{joint} + \lambda_i \mathcal{L}_{inter} + \lambda_m \mathcal{L}_{mano} + \lambda_r \mathcal{L}_{reg}, \quad (14)$$

where  $\lambda_j$ ,  $\lambda_i$ ,  $\lambda_m$ , and  $\lambda_r$  are the loss weights, and they are set to 100, 10.0, 1.0 and 0.1, respectively.

## 4 EXPERIMENT

In this section, we first describe the experiment setup, including implementation details, datasets and evaluation metrics. Next, we compare our method with previous approaches and conduct an ablation study to validate the effectiveness of our method. Finally, we make qualitative analysis to demonstrate the superiority of our method.

### 4.1 Experiment Setup

**Implementation details.** We use the ResNet-50 [12] as the frame encoder, which is pre-trained on the ImageNet [5] and jointly trained with the whole framework. The size of input frame is cropped to  $256 \times 256$  pixels, and the output dimensionalities of ResNet-50 last two layers  $C_1, H_1, W_1$ , and  $C_2, H_2, W_2$  are set to 2048, 8, 8, and 1024, 16, 16, respectively. The sequence length  $T$  is set to 10. In



Methods	InterHand2.6M					HIC				
	Accel_E	MMPD	MPJPE	MPVPE	PA-MPJPE	Accel_E	MMPD	MPJPE	MPVPE	PA-MPJPE
InterNet [27]	13.46	–	17.81	–	9.21	7.40	–	9.83	–	6.74
HPS [2]	8.14	7.96	19.40	19.78	9.51	6.26	1.95	8.11	5.57	7.09
ITH-3D [50]	6.01	7.67	14.45	14.74	8.64	3.36	2.97	7.29	8.76	5.25
SeqHand [49]	6.69	8.11	18.20	19.46	9.24	2.02	2.85	7.64	8.15	4.38
Ours	<b>3.70</b>	<b>4.22</b>	<b>13.25</b>	<b>13.91</b>	<b>8.12</b>	<b>1.87</b>	<b>1.73</b>	<b>6.08</b>	<b>6.90</b>	<b>3.73</b>

Table 1. Comparison with state-of-the-art methods on InterHand2.6M [27] and HIC [11] datasets. Since InterNet [27] only predicts sparse 3D joint coordinates, we do not report the MPVPE and MMPD for this method. HPS [2] and SeqHand [49] are shape reconstruction methods. For all the five evaluation metrics, a small number indicates a better performance. The best performance under each metric is highlighted in bold.

our experiment, all the models are implemented in PyTorch [30] platform and trained on NVIDIA RTX-3090. We use Adam optimizer [19] with a minibatch size of 32 per GPU. The weight decay and momentum are set to  $1e-4$  and 0.9, respectively. The learning rate is initialized to 0.001 and reduced by a factor of 0.1 every 10 epochs. We train our framework for 30 epochs in total.

**Datasets.** We train our proposed network and evaluate the performance on two public inter-hand reconstruction datasets, InterHand2.6M [27] and HIC [11]. Since our method aims to reconstruct the mesh of interacting hands from video-based RGB images, we need the available inter-hand datasets which provide inter-hand mesh annotations. As far as we know, InterHand2.6M and HIC are the only existing real-world datasets that satisfy the above requirement.

InterHand2.6M [27] provides data of two different frame rates, including 5 FPS and 30 FPS. Since our method focuses on temporal sequence, we use the version of 30 FPS, consisting of 2,202,883 for training and 1,717,779 for testing. The resolution of all frames is fixed to  $334 \times 512$ . In terms of the size of this dataset, InterHand2.6M is the most challenging and largest interacting hand dataset.

HIC [11] consists of single-hand frames, interacting hand frames and hand-object interaction frames. We select the interacting hand part, containing a total of 1307 frames with 7 video sequences. In this subset, the resolution of all frames is fixed at  $640 \times 480$ . Due to the less number of video sequences, we achieve the extension of the subset by sampling a fixed number  $L$  of frames from each original video. Finally, we set  $L$  to 20 and get 806 sequences for training, and 375 sequences for testing.

**Evaluation metrics.** In our experiment, we report the single-frame and temporal evaluation metrics. For the single-frame evaluation, we use mean per joint position error (MPJPE), Procrustes-aligned MPJPE (PA-MPJPE) and mean per-vertex position error (MPVPE). All the position errors are measured in millimeter ( $mm$ ) between the predicted and ground-truth 3D joint positions after aligning the root joint following [50]. We also adopt the Percentage of Correct Keypoints (PCK) and Area Under the Curve (AUC) (0-50) mm of PCK curve over different error thresholds to evaluate the accuracy of 3D hand pose estimation. For temporal evaluation, we report acceleration error (Accel\_E) proposed in HMMR [17]. The acceleration error computes the difference between the estimated and ground-truth acceleration of each joint in ( $mm/s^2$ ). For penetration evaluation, we report the mean maximum penetration depth (MMPD) measured in millimeter ( $mm$ ). If the two hands collide, the penetration depth is the maximum distance from the right hand mesh vertices to the left hand's surface. In the absence of collision, the penetration depth is 0. In the qualitative results, we align the root joint of each hand with the ground truth for visualization.



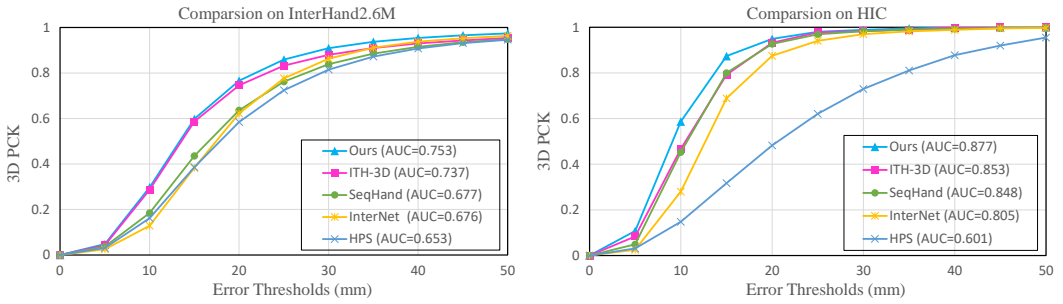


Fig. 3. Quantitative comparison of our proposed method with the previous methods on InterHand2.6M [27] and HIC [11] datasets. The horizontal axis indicates the error threshold for interacting hand, while the vertical axis indicates the 3D Percentage of Correct Keypoints (3D PCK).

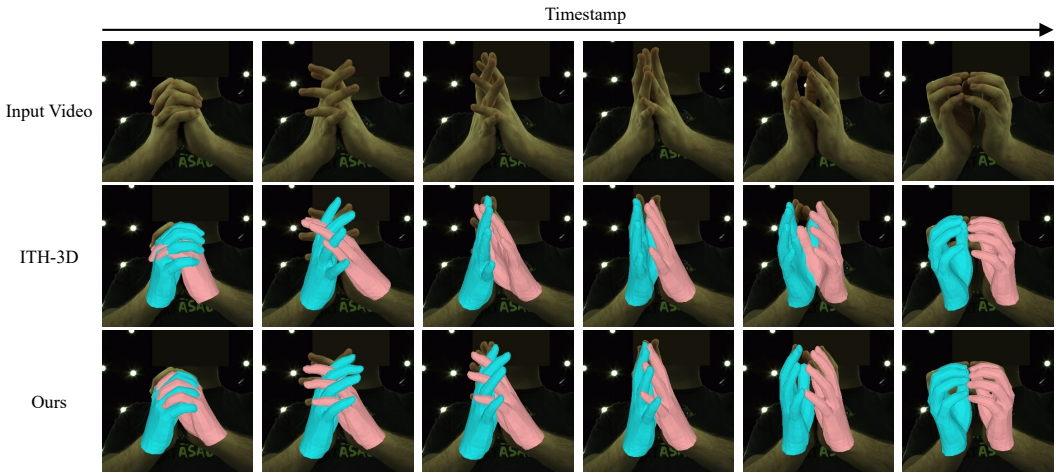


Fig. 4. Comparison of qualitative results between the state-of-the-art method, ITH-3D [50] and our proposed method. Our method produces more accurate and smooth interacting hand poses, while ITH-3D [50] produces more collisions between both hands and worse hand poses.

## 4.2 Comparison with State-of-the-art Methods

As shown in Tab. 1, we compare our approach with previous frame-based and temporal methods. For frame-based methods, ITH-3D [50] is the state-of-the-art interacting hand pose reconstruction method. InterNet [27] is another method that predicts sparse 3D joints for interacting hands. HPS [2] is an isolated hand reconstruction method with the hand statistical model MANO [33]. For temporal methods, SeqHand [49] is proposed for isolated hand pose sequence estimation.

On InterHand2.6M [27] and HIC [11] datasets, our proposed method significantly outperforms all the single hand approaches in all evaluation metrics, presumably because they do not consider heavy hand occlusions and confuse about the similar appearance of both hands. Compared with the two-hand pose estimation method InterNet [27], our method reduces the MPJPE by 25.6% (17.81→13.25), 38.14% (9.83→6.08) on InterHand2.6M and HIC, respectively. Our method also gets better performance compared with ITH-3D [50], especially decreasing the acceleration error (Accel\_E) and mean maximum penetration depth (MMPD) by 38.4% (6.01→3.70) and 45.0% (7.67→4.22). ITH-3D only utilizes a single frame to reconstruct both hand pose and shape, which lacks temporal

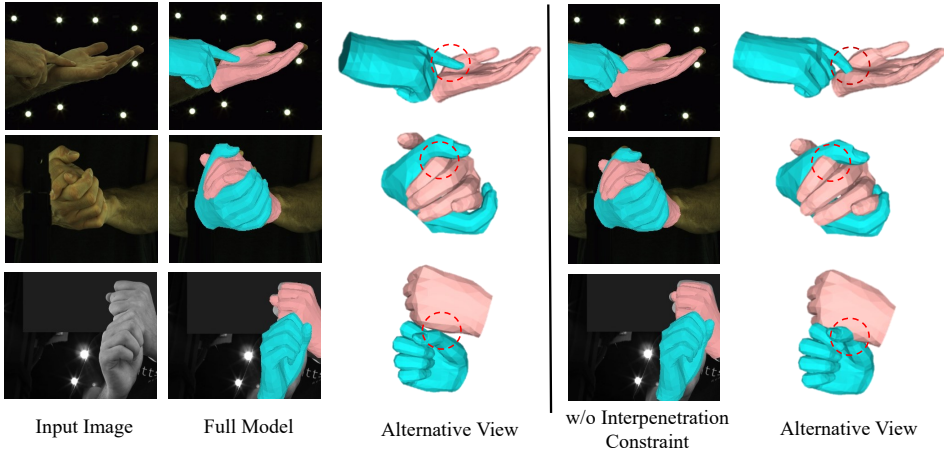


Fig. 5. Qualitative ablation study on InterHand2.6M. ‘w/o Interpenetration Constraint’ means removing the spatial information from the full model. The dashed red circles in alternative view display the interpenetration region between both hands. The result shows the effectiveness of spatial information.

smoothness. Our method leverages static frame information and temporal information, and successfully reduces the acceleration error by keeping the temporal consistency. It is worth noting that our proposed method significantly reduces MMPD attributed to the interpenetration constraint. The above performance validates the effectiveness of our proposed method.

As shown in Fig. 3, we visualize the Percentage of Correct Keypoints on 3D joints (3D PCK) for interacting hand. For 3D PCK, a large number indicates a better performance. Compared with previous methods, *i.e.*, InterNet [27], HPS [2], SeqHand [49] and ITH-3D [50], our method generates more accurate 3D joints on both datasets.

Fig. 4 further shows the qualitative comparison with the recent model-based two-hand reconstruction SOTA method, ITH-3D [50] on InterHand2.6M [27]. Given a sequence of interacting hand RGB images, our method recovers significantly better hand pose and shape. Due to lacking the interpenetration constraint of both hands, the collision of both hands seriously influences the reconstruction results. Different from this method, our method produces plausible hand meshes satisfying physical constraints. Meanwhile, temporal context among interacting hand frames enforces our reconstruction results more smoothly and accurately.

	InterHand2.6M				
	Accel_E	MMPD	MPJPE	MPVPE	PA-MPJPE
Baseline	8.14	8.87	18.49	19.07	8.96
Baseline + TE	4.33	8.34	14.61	15.14	8.26
Baseline + TE + PC	4.13	<b>3.82</b>	13.41	14.11	8.43
Baseline + TE + PC + TC	<b>3.70</b>	4.22	<b>13.25</b>	<b>13.91</b>	<b>8.12</b>

Table 2. Ablation study of our network on InterHand2.6M. ‘TE’ denotes the temporal encoder. ‘TC’ and ‘PC’ denote the temporal constraint and interpenetration constraint, respectively. For all the five evaluation metrics, a small number indicates a better performance. The best performance under each metric is highlighted in bold.

Methods	Flops	Params
ITH-3D [50]	32.8G	141.3M
Ours	<b>16.5G</b>	<b>55.4M</b>

Table 3. The comparison of the complexity between ITH-3D and our proposed method. “Flops” represents the abbreviation of floating point operations, and “Params” represents the abbreviation of the number of model parameters. These two metrics are both utilized to measure the complexity of the model. The lower the value represents the lighter of the model and the smaller computation.

### 4.3 Ablation Study

We conduct ablation experiments on InterHand2.6M [27] to validate the effectiveness of each component in our framework.

**Baseline.** We train a baseline model only using the output of the multi-scale feature extractor. As shown in the first row of Tab. 2, the baseline result shows poor performance and inaccurate interaction reconstruction without temporal context.

**Temporal information.** Based on ‘Baseline’, we first add the temporal encoder (+TE) to capture the context information to alleviate the ambiguities caused by occlusion and similar texture. By modeling the temporal context with the temporal blocks, we achieve significant performance improvement, especially by reducing MPJPE nearly 4mm. Further, we add the temporal smooth constraint (+TC) to supervise our framework and it achieves better results under all metrics.

**Spatial information.** Based on ‘Baseline+TE’, we introduce spatial information into our framework with interpenetration constraint (+PC) between both hands. The result demonstrates the effectiveness of spatial information. We also show the qualitative result in Fig. 5. Since both hands usually exists strong interaction, the collision of both hands are inevitable. We display the potential collision region of interacting hands by the alternative view with the dashed red circles. Compared with the results of “w/o Interpenetration Constraint”, our full model generates more plausible results satisfying physical constraints. Therefore, the spatial information is important to the reconstruction of interacting hands.

### 4.4 More Comparison and Visualization

We will show more quantitative and qualitative results, including our proposed method and comparison with other methods, in order to better illustrate the superiority of our method.

**Complexity comparison.** We further compare the complexity of flops and parameters between our proposed method and ITH-3D [50] in Tab. 3. It is observed that compared with ITH-3D [50], our approach has only half the computational cost and one-third of the model parameters.

**Acceleration errors.** As shown in Fig. 6, we visualize the acceleration errors of different methods in a selected video clip from the test set of InterHand2.6M [27]. For the frame-based methods, i.e., InterNet [27] and HPS [2], there exist many acceleration error spikes along the time step due to missing the temporal consistent information. Compared with temporal method SeqHand [49], our proposed method shows lower acceleration errors along the time step, which indicates temporally consistent 3D motion output.

**Interacting hand reconstruction.** In Fig. 7, we select a video slice from the test set for better displaying the reconstruction results of different methods. As the occlusion of both hands gradually increases, HPS [2] and ITH-3D [50] generate unreasonable results, i.e., interpenetration between interacting hands, incorrect hand poses. Compared with them, our method captures more hand details and generates more accurate interacting hand poses.

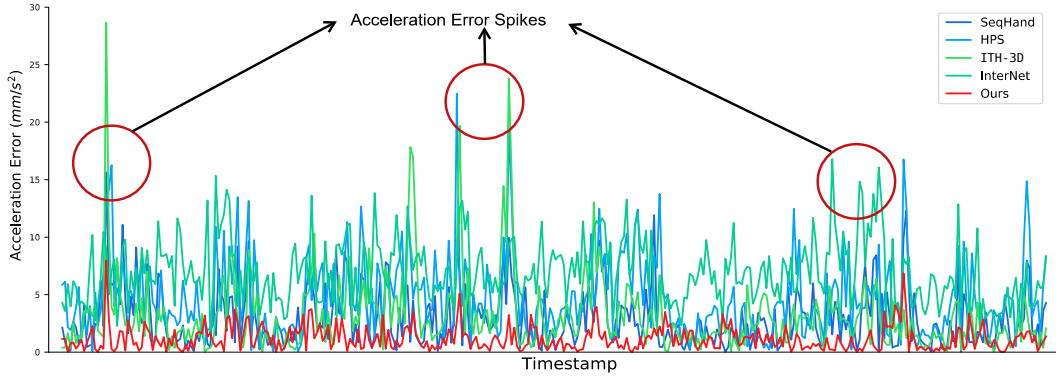


Fig. 6. Comparison of the acceleration errors between our approach and other methods, *i.e.*, InterNet [27], ITH-3D [50], HPS [2] and SeqHand [49]. The red circles highlight several acceleration error spikes in the test video. Compared with previous methods, our proposed method shows clearly lower acceleration errors along the time step.

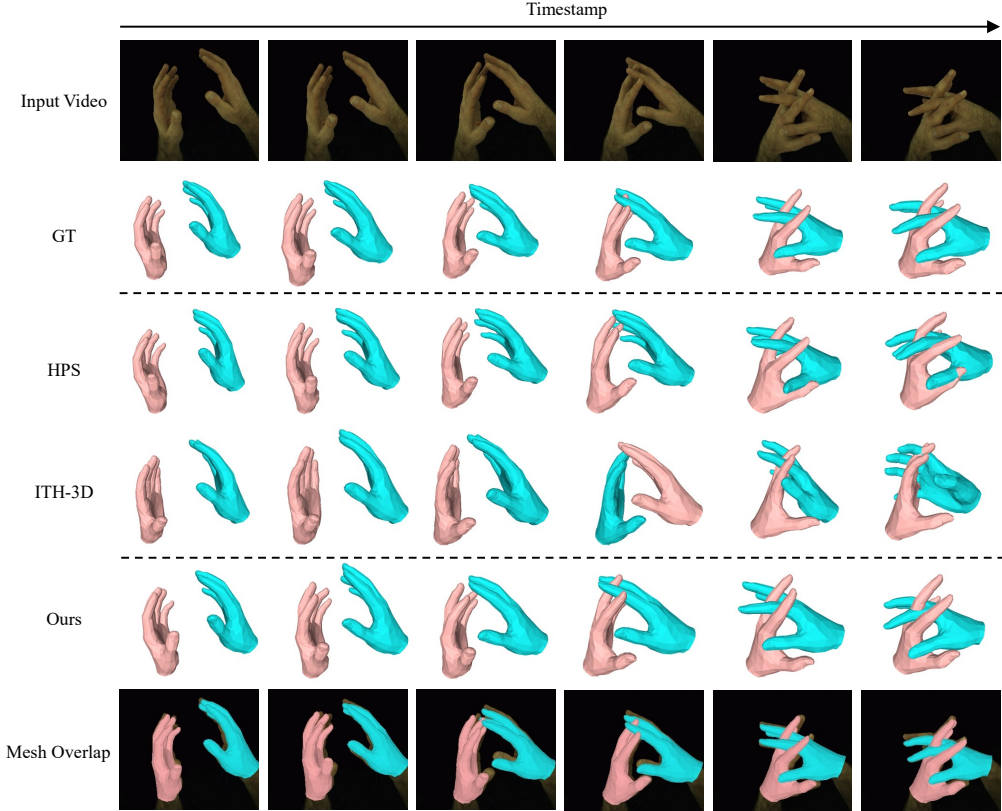


Fig. 7. Qualitative comparison of our proposed method with the state-of-the-art methods. Compared with HPS [2] and ITH-3D [50], the reconstruction results of our proposed method are closer to the ground truth. “GT” denotes that the ground truth of interacting hands.



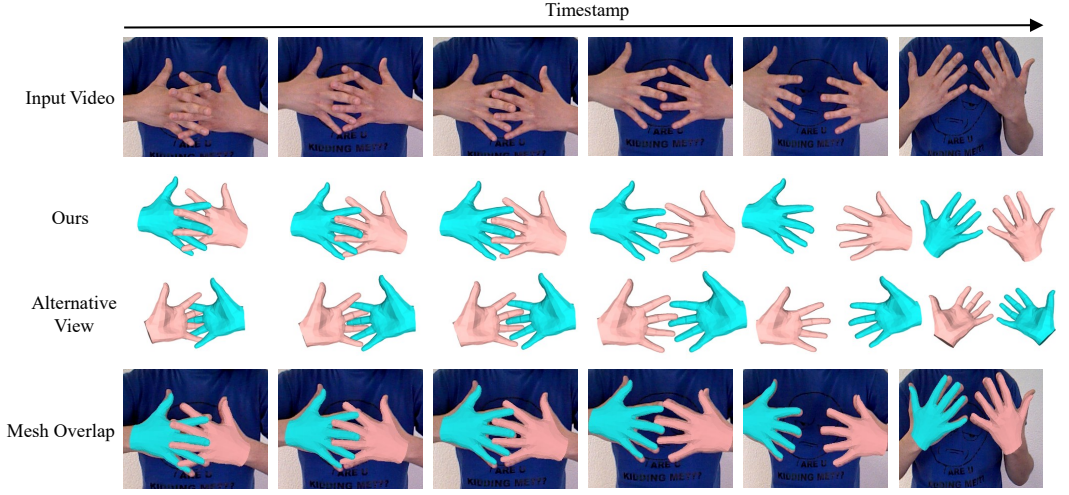


Fig. 8. Qualitative results of interacting hand reconstruction of our proposed method on the HIC [11] dataset. For clarification, we visualize the mesh with the two views. Our method achieves high-quality reconstruction performance under different levels of occlusion.

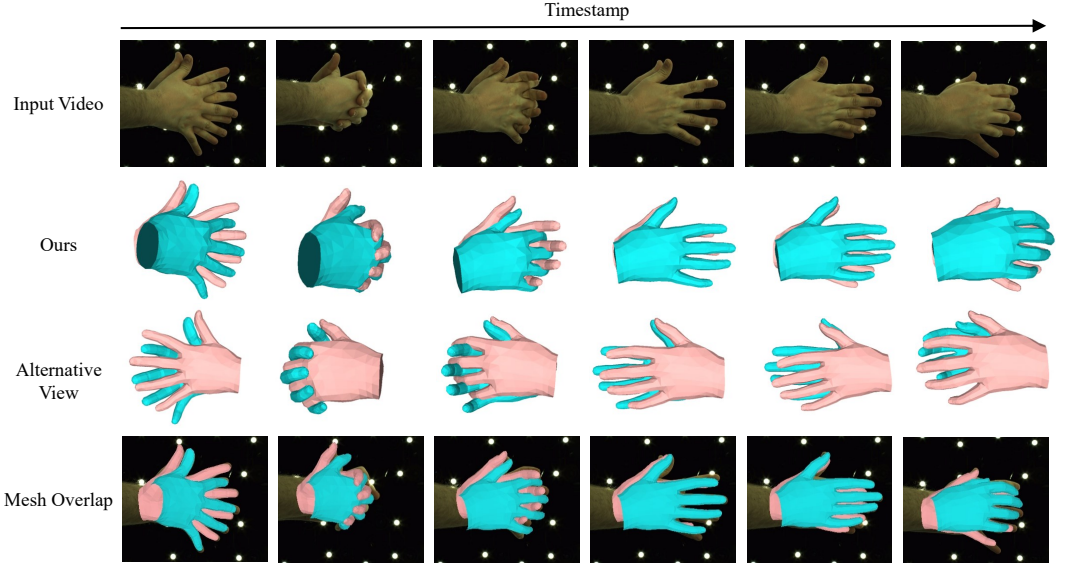


Fig. 9. Qualitative results of interacting hand reconstruction of our proposed method on the InterHand2.6M [27] dataset. For clarification, we visualize the mesh with the two views. Our method achieves high-quality reconstruction performance under different levels of occlusion.

**Multi-view visualization.** Mutual-occlusion is a common phenomenon among interacting hands. Thus, we show the reconstruction results of interacting hands under mutual-occlusion from different viewpoints on HIC [11] and InterHand2.6M [27] in Fig. 8 and Fig. 9, respectively. Our proposed method could aggregate the temporal information to predict the occluded hand and simultaneously utilize the spatial information to alleviate the collision between both hands. The alternative view of reconstruction results can validate the effectiveness of our proposed method.

## 5 CONCLUSION

In this work, we are dedicated to explicitly exploiting the temporal-spatial information to better reconstruct interacting hands with monocular RGB video. To this end, we have designed a framework that incorporates a temporal encoder with multi-scale temporal information to capture the temporal context of hand motion, and a smooth objective to enforce temporal consistency. Additionally, we explore the spatial information by reducing the likelihood of interpenetration between the interacting hands, resulting in more realistic hand representations that adhere to physical constraints. Our experiments demonstrate the superiority of our proposed framework over existing state-of-the-art methods.

## REFERENCES

- [1] Luca Ballan, Aparna Taneja, Jürgen Gall, Luc Van Gool, and Marc Pollefeys. 2012. Motion capture of hands in action using discriminative salient points. In *Proceedings of the European Conference on Computer Vision*. 640–653.
- [2] Adnane Boukhayma, Rodrigo de Bem, and Philip HS Torr. 2019. 3D hand shape and pose from images in the wild. In *Proceedings of the IEEE Conference on Computer Vision and Pattern Recognition*. 10843–10852.
- [3] Yujun Cai, Lihao Ge, Jianfei Cai, and Junsong Yuan. 2018. Weakly-supervised 3D hand pose estimation from monocular RGB images. In *Proceedings of the European Conference on Computer Vision*. 666–682.
- [4] Yujin Chen, Zhigang Tu, Di Kang, Linchao Bao, Ying Zhang, Xuefei Zhe, Ruizhi Chen, and Junsong Yuan. 2021. Model-based 3D hand reconstruction via self-supervised learning. In *Proceedings of the IEEE Conference on Computer Vision and Pattern Recognition*. 10451–10460.
- [5] Jia Deng, Wei Dong, Richard Socher, Li-Jia Li, Kai Li, and Li Fei-Fei. 2009. Imagenet: A large-scale hierarchical image database. In *Proceedings of the IEEE Conference on Computer Vision and Pattern Recognition*. 248–255.
- [6] James Diffenderfer, Brian Bartoldson, Shreya Chaganti, Jize Zhang, and Bhavya Kaikhura. 2021. A winning hand: Compressing deep networks can improve out-of-distribution robustness. In *Proceedings of the Advances in Neural Information Processing Systems*, Vol. 34.
- [7] Zicong Fan, Adrian Spurr, Muhammed Kocabas, Siyu Tang, Michael J Black, and Otmar Hilliges. 2021. Learning to Disambiguate Strongly Interacting Hands via Probabilistic Per-pixel Part Segmentation. *arXiv preprint arXiv:2107.00434* (2021).
- [8] Hengkai Guo, Guijin Wang, Xinghao Chen, Cairong Zhang, Fei Qiao, and Huazhong Yang. 2017. Region ensemble network: Improving convolutional network for hand pose estimation. In *Proceedings of the IEEE International Conference on Image Processing*. 4512–4516.
- [9] Shangchen Han, Beibei Liu, Randi Cabezas, Christopher D Twigg, Peizhao Zhang, Jeff Petkau, Tsz-Ho Yu, Chun-Jung Tai, Muzaffer Akbay, Zheng Wang, et al. 2020. MEgATrack: monochrome egocentric articulated hand-tracking for virtual reality. *ACM Transactions on Graphics* 39, 4 (2020), 87.
- [10] Yana Hasson, Bugra Tekin, Federica Bogo, Ivan Laptev, Marc Pollefeys, and Cordelia Schmid. 2020. Leveraging photometric consistency over time for sparsely supervised hand-object reconstruction. In *Proceedings of the IEEE Conference on Computer Vision and Pattern Recognition*. 571–580.
- [11] Yana Hasson, Gul Varol, Dimitrios Tzionas, Igor Kalevtykh, Michael J Black, Ivan Laptev, and Cordelia Schmid. 2019. Learning joint reconstruction of hands and manipulated objects. In *Proceedings of the IEEE Conference on Computer Vision and Pattern Recognition*. 11807–11816.
- [12] Kaiming He, Xiangyu Zhang, Shaoqing Ren, and Jian Sun. 2016. Deep residual learning for image recognition. In *Proceedings of the IEEE Conference on Computer Vision and Pattern Recognition*. 770–778.
- [13] Shao Huang, Weiqiang Wang, Shengfeng He, and Rynson W. H. Lau. 2017. Egocentric Hand Detection Via Dynamic Region Growing. *ACM Transaction on Multimedia Computing, Communication, and Applications* 14, 1 (2017), 1–17.
- [14] Weiting Huang, Pengfei Ren, Jingyu Wang, Qi Qi, and Haifeng Sun. 2020. AWR: Adaptive weighting regression for 3D hand pose estimation. In *Proceedings of the AAAI Conference on Artificial Intelligence*. 11061–11068.
- [15] Umar Iqbal, Pavlo Molchanov, Thomas Breuel Juergen Gall, and Jan Kautz. 2018. Hand pose estimation via latent 2.5D heatmap regression. In *Proceedings of the European Conference on Computer Vision*. 118–134.
- [16] Yingying Jiao, Haipeng Chen, Runyang Feng, Haoming Chen, Sifan Wu, Yifang Yin, and Zhenguang Liu. 2022. GLPose: Global-Local Representation Learning for Human Pose Estimation. *ACM Transaction on Multimedia Computing, Communication, and Applications* 18, 25 (2022), 1–16.
- [17] Angjoo Kanazawa, Jason Y Zhang, Panna Felsen, and Jitendra Malik. 2019. Learning 3D human dynamics from video. In *Proceedings of the IEEE Conference on Computer Vision and Pattern Recognition*. 5614–5623.
- [18] Dong Uk Kim, Kwang In Kim, and Seungryul Baek. 2021. End-to-end detection and pose estimation of two interacting hands. In *Proceedings of the IEEE International Conference on Computer Vision*. 11189–11198.

- [19] Diederik P Kingma and Jimmy Ba. 2014. Adam: A method for stochastic optimization. *arXiv preprint arXiv:1412.6980* (2014).
- [20] Mengcheng Li, Liang An, Hongwen Zhang, Lianpeng Wu, Feng Chen, Tao Yu, and Yebin Liu. 2022. Interacting Attention Graph for Single Image Two-Hand Reconstruction. In *Proceedings of the IEEE Conference on Computer Vision and Pattern Recognition*. 2761–2770.
- [21] Moran Li, Yuan Gao, and Nong Sang. 2020. Exploiting learnable joint groups for hand pose estimation. *arXiv preprint arXiv:2012.09496* (2020).
- [22] Hui Liang, Junsong Yuan, and Daniel Thalmann. 2014. Resolving ambiguous hand pose predictions by exploiting part correlations. *IEEE Transactions on Circuits and Systems for Video Technology* 25, 7 (2014), 1125–1139.
- [23] Fanqing Lin, Connor Wilhelm, and Tony Martinez. 2021. Two-hand global 3D pose estimation using monocular RGB. In *Proceedings of the IEEE Winter Conference on Applications of Computer Vision*. 2373–2381.
- [24] Jianbo Liu, Ying Wang, Shiming Xiang, and Chunhong Pan. 2021. HAN: An efficient hierarchical self-attention network for skeleton-based gesture recognition. *arXiv preprint arXiv:2106.13391* (2021).
- [25] Hao Meng, Sheng Jin, Wentao Liu, Chen Qian, Mengxiang Lin, Wanli Ouyang, and Ping Luo. 2022. 3D interacting hand pose estimation by hand de-occlusion and removal. In *Proceedings of the European Conference on Computer Vision*. 380–397.
- [26] Gyeongsik Moon, Ju Yong Chang, and Kyoung Mu Lee. 2018. V2v-posenet: Voxel-to-voxel prediction network for accurate 3D hand and human pose estimation from a single depth map. In *Proceedings of the IEEE Conference on Computer Vision and Pattern Recognition*. 5079–5088.
- [27] Gyeongsik Moon, Shou-I Yu, He Wen, Takaaki Shiratori, and Kyoung Mu Lee. 2020. InterHand2.6M: A dataset and baseline for 3D interacting hand pose estimation from a single RGB image. In *Proceedings of the European Conference on Computer Vision*. 548–564.
- [28] Franziska Mueller, Micah Davis, Florian Bernard, Oleksandr Sotnychenko, Mickeal Verschoor, Miguel A Otaduy, Dan Casas, and Christian Theobalt. 2019. Real-time pose and shape reconstruction of two interacting hands with a single depth camera. *ACM Transactions on Graphics* 38, 4 (2019), 1–13.
- [29] Supreeth Narasimhaswamy, Trung Nguyen, and Minh Hoai Nguyen. 2020. Detecting hands and recognizing physical contact in the wild. In *Proceedings of the Advances in Neural Information Processing Systems*, Vol. 33. 7841–7851.
- [30] Adam Paszke, Sam Gross, Francisco Massa, Adam Lerer, James Bradbury, Gregory Chanan, Trevor Killeen, Zeming Lin, Natalia Gimelshein, Luca Antiga, et al. 2019. Pytorch: An imperative style, high-performance deep learning library. In *Proceedings of the Advances in Neural Information Processing Systems*, Vol. 32. 8026–8037.
- [31] Chen Qian, Xiao Sun, Yichen Wei, Xiaou Tang, and Jian Sun. 2014. Realtime and robust hand tracking from depth. In *Proceedings of the IEEE Conference on Computer Vision and Pattern Recognition*. 1106–1113.
- [32] Javier Romero, Hedvig Kjellström, and Danica Kragic. 2010. Hands in action: real-time 3D reconstruction of hands in interaction with objects. In *Proceedings of IEEE International Conference on Robotics and Automation*. 458–463.
- [33] Javier Romero, Dimitrios Tzionas, and Michael J Black. 2017. Embodied hands: Modeling and capturing hands and bodies together. *ACM Transactions on Graphics* 36, 6 (2017), 1–17.
- [34] Jordi Sanchez-Riera, Kathiravan Srinivasan, Kai-Lung Hua, Wen-Huang Cheng, M Anwar Hossain, and Mohammed F Alhamid. 2017. Robust RGB-D hand tracking using deep learning priors. *IEEE Transactions on Circuits and Systems for Video Technology* 28, 9 (2017), 2289–2301.
- [35] Dandan Shan, Richard Higgins, and David Fouhey. 2021. COHESIV: Contrastive Object and Hand Embedding Segmentation In Video. In *Proceedings of the Advances in Neural Information Processing Systems*, Vol. 34. 5898–5909.
- [36] Toby Sharp, Cem Keskin, Duncan Robertson, Jonathan Taylor, Jamie Shotton, David Kim, Christoph Rhemann, Ido Leichter, Alon Vinnikov, Yichen Wei, et al. 2015. Accurate, robust, and flexible real-time hand tracking. In *Proceedings of the 33rd Annual ACM Conference on Human Factors in Computing Systems*. 3633–3642.
- [37] Breannan Smith, Chenglei Wu, He Wen, Patrick Peluse, Yaser Sheikh, Jessica K Hodgins, and Takaaki Shiratori. 2020. Constraining dense hand surface tracking with elasticity. *ACM Transactions on Graphics* 39, 6 (2020), 1–14.
- [38] Andrea Tagliasacchi, Matthias Schröder, Anastasia Tkach, Sofien Bouaziz, Mario Botsch, and Mark Pauly. 2015. Robust articulated-icp for real-time hand tracking. In *Proceedings of the Computer Graphics Forum*. 101–114.
- [39] Danhang Tang, Jonathan Taylor, Pushmeet Kohli, Cem Keskin, Tae-Kyun Kim, and Jamie Shotton. 2015. Opening the black box: Hierarchical sampling optimization for estimating human hand pose. In *Proceedings of the IEEE International Conference on Computer Vision*. 3325–3333.
- [40] Jonathan Tompson, Murphy Stein, Yann Lecun, and Ken Perlin. 2014. Real-time continuous pose recovery of human hands using convolutional networks. *ACM Transactions on Graphics* 33, 5 (2014), 1–10.
- [41] Dimitrios Tzionas and Juerge Gall. 2015. 3D object reconstruction from hand-object interactions. In *Proceedings of the IEEE International Conference on Computer Vision*. 729–737.
- [42] Ashish Vaswani, Noam Shazeer, Niki Parmar, Jakob Uszkoreit, Llion Jones, Aidan N Gomez, Łukasz Kaiser, and Illia Polosukhin. 2017. Attention is all you need. In *Proceedings of the Advances in Neural Information Processing Systems*.



5998–6008.

- [43] Chengde Wan, Thomas Probst, Luc Van Gool, and Angela Yao. 2019. Self-supervised 3D hand pose estimation through training by fitting. In *Proceedings of the IEEE Conference on Computer Vision and Pattern Recognition*. 10853–10862.
- [44] Jiayi Wang, Franziska Mueller, Florian Bernard, Suzanne Sorli, Oleksandr Sotnychenko, Neng Qian, Miguel A Otaduy, Dan Casas, and Christian Theobalt. 2020. RGB2Hands: real-time tracking of 3D hand interactions from monocular RGB video. *ACM Transactions on Graphics* 39, 6 (2020), 1–16.
- [45] Yangang Wang, Jianyuan Min, Jianjie Zhang, Yebin Liu, Feng Xu, Qionghai Dai, and Jinxiang Chai. 2013. Video-based hand manipulation capture through composite motion control. *ACM Transactions on Graphics* 32, 4 (2013), 1–14.
- [46] Yangang Wang, Cong Peng, and Yebin Liu. 2018. Mask-pose cascaded cnn for 2D hand pose estimation from single color image. *IEEE Transactions on Circuits and Systems for Video Technology* 29, 11 (2018), 3258–3268.
- [47] Yi Xiao, Tong Liu, Yu Han, Yue Liu, and Yongtian Wang. 2022. Realtime Recognition of Dynamic Hand Gestures in Practical Applications. *ACM Transaction on Multimedia Computing, Communication, and Applications* 18, 25 (2022), 1–16.
- [48] Lu Xu, Chen Hu, Jianru Xue, Kuizhi Mei, et al. 2020. Improve Regression Network on Depth Hand Pose Estimation With Auxiliary Variable. *IEEE Transactions on Circuits and Systems for Video Technology* 31, 3 (2020), 890–904.
- [49] John Yang, Hyung Jin Chang, Seungeui Lee, and Nojun Kwak. 2020. Seqhand: RGB-sequence-based 3D hand pose and shape estimation. In *Proceedings of the European Conference on Computer Vision*. 122–139.
- [50] Baowen Zhang, Yangang Wang, Xiaoming Deng, Yinda Zhang, Ping Tan, Cuixia Ma, and Hongan Wang. 2021. Interacting two-hand 3D pose and shape reconstruction from single color image. In *Proceedings of the IEEE International Conference on Computer Vision*. 11354–11363.
- [51] Yuxiao Zhou, Marc Habermann, Weipeng Xu, Ikhsanul Habibie, Christian Theobalt, and Feng Xu. 2020. Monocular real-time hand shape and motion capture using multi-modal data. In *Proceedings of the IEEE Conference on Computer Vision and Pattern Recognition*. 5346–5355.
- [52] Christian Zimmermann and Thomas Brox. 2017. Learning to estimate 3D hand pose from single RGB images. In *Proceedings of the IEEE International Conference on Computer Vision*. 4903–4911.