

Evaluating and Explaining Large Language Models for Code Using Syntactic Structures

1st David N. Palacio
Department of Computer Science
William & Mary
 Williamsburg, VA
 danaderpalacio@wm.edu

2nd Alejandro Velasco
Department of Computer Science
William & Mary
 Williamsburg, VA
 svelascodimate@wm.edu

3rd Daniel Rodriguez-Cardenas
Department of Computer Science
William & Mary
 Williamsburg, VA
 dhrodriguezcar@wm.edu

4th Kevin Moran
Department of Computer Science
University of Central Florida
 Orlando, FL
 kpmoran@ucf.edu

5th Denys Poshyvanyk
Department of Computer Science
William & Mary
 Williamsburg, VA
 dposhyvanyk@wm.edu

Abstract—Large Language Models (LLMs) for code are a family of high-parameter, transformer-based neural networks pre-trained on massive datasets of both natural and programming languages. These models are rapidly being employed in commercial AI-based developer tools, such as GitHub CoPilot. However, measuring and explaining their effectiveness on programming tasks is a challenging proposition, given their size and complexity. The methods for *evaluating* and *explaining* LLMs for code are inextricably linked. That is, in order to explain a model’s predictions, they must be reliably mapped to fine-grained, understandable concepts. Once this mapping is achieved, new methods for detailed model evaluations are possible. However, most current explainability techniques and evaluation benchmarks focus on model robustness or individual task performance, as opposed to interpreting model predictions.

To this end, this paper introduces *ASTxplainer*, an explainability method specific to LLMs for code that enables both new methods for LLM evaluation and visualizations of LLM predictions that aid end-users in understanding model predictions. At its core, *ASTxplainer* provides an automated method for aligning token predictions with AST nodes, by extracting and aggregating normalized model logits within AST structures. To demonstrate the practical benefit of *ASTxplainer*, we illustrate the insights that our framework can provide by performing an empirical evaluation on 12 popular LLMs for code using a curated dataset of the most popular GitHub projects. Additionally, we perform a user study examining the usefulness of an *ASTxplainer*-derived visualization of model predictions aimed at enabling model users to explain predictions. The results of these studies illustrate the potential for *ASTxplainer* to provide insights into LLM effectiveness, and aid end-users in understanding predictions.

Index Terms—explainability, interpretability, large language models, dl4se

I. INTRODUCTION

The advent and proliferation of online open-source code repositories and rapid advancements in transformer-based neural large language models (LLMs) have served as a catalyst for the advancement of automated Software Engineering (SE) tools with rapidly advancing effectiveness. LLMs for code have demonstrated considerable proficiency across a diverse

array of generative SE tasks, inclusive of, but not restricted to, code completion [1], [2], program repair [3], [4], and test case generation [5]. Moreover, these advancements are rapidly being introduced into commercial developer tools such as GitHub CoPilot [6] and Replit’s Ghostwriter [7].

However, the sheer complexity and size that enable the often surprising effectiveness of LLMs for code is a double-edged sword. That is, while these attributes enable LLMs to capture important patterns in code that allow them to be applied to a range of programming tasks, effectively *explaining* and *evaluating* the capabilities of these models is a challenging proposition — they effectively function as “black boxes” that derive predictions from exceedingly complex internal model mechanics. Current research in both designing LLMs for code and in applying them to programming tasks typically makes use of existing benchmarks (e.g., CodeSearchNet [8], or HumanEval [9]) and metrics that have been adapted from the field of natural language processing (NLP) such as accuracy, BLEU, METEOR, and ROUGE, as well as more recent metrics further tailored for code such as CodeBLEU [10]. However, recent work has illustrated the limitations of benchmarks such as HumanEval [11], and there has been growing criticism of automated metrics within the NLP community [12]–[15]. These deficiencies largely stem from the fact that such benchmarks and metrics are often targeted at evaluating functional or syntactic correctness of generated code or task performance, but are not able to *explain* model predictions or capabilities in an interpretable manner.

Methods for *evaluating* and *explaining* LLMs for code are inextricably linked to one another. An informative evaluation requires some degree of explainability of model predictions, such that model behavior can be understood at a fine-grained level. However, the fundamental challenge in achieving explainability of LLMs for code lies in establishing a reliable mapping mechanism that can bridge the gap between a given model’s predictions and human-understandable programming

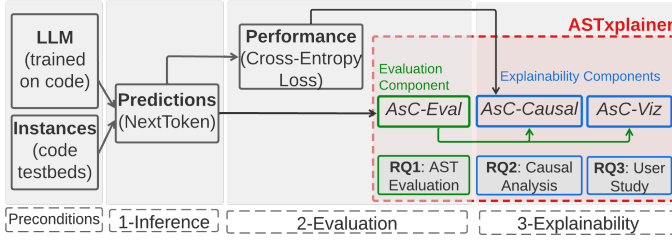


Fig. 1: The evaluative and explainability method *ASTxplainer* is composed of *AsC-Eval*, *AsC-Causal*, and *AsC-Viz*.

language (PL) concepts that can aid in explaining the model’s decisions. As such, designing both effective evaluations and interpretability techniques for LLMs of code requires that one first establish this conceptual mapping.

To overcome the challenges in explaining and evaluating LLMs for code we propose a novel method for enabling a reliable conceptual mapping of LLM predictions to PL concepts, called *ASTxplainer*, which collects and aggregates LLM token predictions into a construct that we call Abstract Syntax Concepts (*AsC*), derived from Abstract Syntax Trees (ASTs). By explicitly mapping model predictions to code structure, *ASTxplainer* provides a fine-grained methodology for examining *how* models perform relative to programming language concepts, and can help model end-users reason about *why* an LLM may have made a certain set of predictions. *ASTxplainer*’s mapping of model predictions to *AsCs* enables two new types of evaluations for LLMs of code, and one novel interpretability technique that visualizes model *AsCs* to aid end users (*i.e.*, developers using LLMs to auto-complete code) in understanding LLM predictions. Fig. 1 illustrates these three main components of *ASTxplainer*.

The first evaluation technique, called *AsC-Eval* is able to estimate the structural performance of a predicted syntax element in order to measure the uncertainty of the downstream code generative process (*e.g.*, for code completion). The second evaluation technique called *AsC-Causal*, is capable of generating causal explanations that link these structural performance values with canonical model performance (*i.e.*, Cross-Entropy Loss). Finally, *AsC-Viz* implements a practical interpretability technique by visualizing model LLM prediction uncertainty, organized into AST structures, aiding end-users in understanding the reliability of model predictions in practice. We evaluate *AsC-Eval* and *AsC-Causal* through a large-scale, comprehensive empirical study that evaluates 12 popular LLMs on a novel dataset of ≈ 10 million tokens that are exclusive of the model’s training data. Furthermore, to evaluate the effectiveness of *AsC-Viz*, we conduct a user study examining the utility of multiple visualizations in aiding developers to understand and explaining model predictions. The results of our empirical study lead to novel insights regarding the performance of LLMs for code, and user study illustrates the promising utility of *AsC-Viz*.

The contributions of this paper are as the following:

- An *evaluative metric* based on Abstract Syntax Concepts and Next-token Predictions (*AsC-Eval*).

- An explainability method (*AsC-Causal*) that links canonical evaluations with our Abstract Syntax Concepts to provide insights into why the cross-entropy loss is being affected by structural elements of code data.
- A user study that shows how AST visualizations (*AsC-Viz*) help to understand generated code.
- A benchmark to evaluate Abstract Syntax Concepts in LLMs, which includes a curated dataset (*Galeras*) of 50K python samples.
- Experimental data, curated datasets, source code, and complementary statistical analysis used in this research are published in an open-source repository, which is available at <https://github.com/WM-SEMERU/CodeSyntaxConcept>.

II. BACKGROUND & RELATED WORK

ASTxplainer is an evaluative and explainability approach to quantify the prediction uncertainty of LLMs for code. LLMs are the result of scaling up billions of parameters for context-aware word representations from pre-trained models [16]. This section defines and formalizes the basic elements of our approach. We provide a definition of LLMs and how to evaluate them, the definition of Abstract Syntax Trees (ASTs) and how they were employed for probing, and finally, the explainability methods for LLMs.

A. Large Language Models for Code

Our research focused on LLMs because of their outstanding performance on code-based generative tasks. While other representations exist, such as graph-based models [17], [18], we focus our discussion on sequence-based representations for simplicity. The goal of sequence-based models is to statistically learn a representation of a software artifact (*e.g.*, snippet, comments, or test cases). We refer to SE-specific sequence-based data as a software corpus \mathcal{S} . Given the sequential nature of \mathcal{S} , we can decompose \mathcal{S} into a desired granularity of tokens, words, or sub-words [19] by using a transformation function $\Gamma(\mathcal{S}) = w_1, \dots, w_I$ (*i.e.*, *tokenizers*). This transformation function is a tokenization method for converting a software corpus into a sequence of discrete objects w_i for $1 \leq i \leq I$. Note that $w_i \in V$, where the vocabulary V is a finite set.

Given this definition, a statistical language model is a probability distribution P over a fixed granularity of sequences of software corpora \mathcal{S} . We can factorize the joint distribution over the i -dimension as: $P(\mathcal{S}) = P(w_1, \dots, w_I) = \prod_{i=1}^I P(w_i | w_{<i})$. Due to the discrete nature of the data, the expression $P(w_i | w_{<i})$ can be estimated using a classifier. The classifier, in our particular case, is a LLM [20]. Hence, rather than using n -grams or Markov Models to approximate $P(w_i | w_{<i})$ [21], it is convenient to use a latent model $P(w_i | w_{<i}) \approx P(w_i | h_i)$, where h_i is known as a *hidden state* that embeds the sequence information from past observations up to the time step i .

Depending on *how* the sequence is processed, the hidden state h_i can be computed using either *Encoder-Only*, *Encoder-Decoder*, or *Decoder-Only* architectures according

to the *transformers*' layers [22]. One popular bidirectional objective function used widely in representation learning is *masked language* modeling [23]. This function aims to predict masked text pieces based on the surrounding context. CodeBERT [24], CuBERT (345M) [25] CodeRoBERTa [26], and GraphCodeBERT [27] are examples of *Encoder-Only* models for code. In programming contexts, these methods provide useful representations of code sequences for downstream tasks such as code classification, clone and defect detection. CodeT5 [28] and PLBART [4] are examples of *Encoder-Decoder* models. These models encode an input sequence and, then, this encoded sequence is decoded with a different architecture. Encoder-Decoder models are trained with the goal of reconstructing masked input sequences [29]. Additionally, they have been employed for SE tasks such as code summarization, and code generation using masks [28]. Finally, *Decoder-Only* models predict the probability of a token given a preceding sequence. CodeGPT [30], CodeParrot [31], GPT-Neo [32], GPT-J [33], Codex [34], GPT-NeoX [35], and Google's left-to-right decoder-only Transformer language models [22], [36] are examples of *Decoder-Only* models for code.

Although our proposed approach *ASTxplainer* was designed to be compatible with either type of LLMs, this paper concentrated on *Decoder-Only* models due to their popularity for code-based generative tasks [37]. These models share a common property: *the ability to connect previously processed information to a present task, such as using an initial sequence of tokens to predict new code tokens*. The resulting auto-completed sequence should be coherent with respect to the context of the initial sequence. This property is known as the ability to model *long-range dependencies* [38].

Definition 1: Decoder-Only Transformers. Decoder-Only models update the hidden state $h_i = f(h_{i-1}, w_{<i})$ using past inputs $w_{<i}$ and a previous hidden state h_{i-1} . In other words, these models function in a feed-forward manner that predicts future values from historical values directly. LLMs trained on source code have the ability to generate tokens or sub-words given a history. Hence, decoder-only models are employed as generative models $\hat{w}_i \sim P(w_i | w_{<i}) = \sigma(y)_i = \frac{e^{y w_i}}{\sum_j e^{y_j}}$. In the previous approximation, the predicted token w_i is *conditioned* by the previous information. The term y_j represents the *non-normalized log-probabilities* for each output token j . We extracted and normalized these **log-probabilities** from the last layer of LLMs to estimate the **Next-token Predictions** (*NtP*) in *ASTxplainer* (see Sec.III). This estimation relies on the softmax function. The softmax σ_i returns a distribution over predicted output classes, in this case, the classes are each token in the previously introduced vocabulary V . It is expected that the predictions contained in σ_i are influenced by previous inputs of the sequence $w_{<i}$.

B. ASTs Probing Approaches

Probing is a supervised analysis to determine which type of parameters (e.g., input code snippets, tokenization process, number of hidden layers, and model size) influence the learning process in machine learning models [39]. The purpose of

probing is to assess whether hidden representations of machine learning models (*i.e.*, LLMs) encode specific linguistic properties such as syntactic structures of programming languages. For example, Lopez et al. [40] trained a linear classifier to show that code syntactic structures are encoded in pre-trained models in the form of Abstract Syntax Trees (ASTs). Lopez et al.'s approach demonstrates that the middle layers of pre-trained models contain ASTs' information [40].

Nonetheless, instead of proposing another syntax probe, our approach *ASTxplainer* adapts AST information to evaluate and explain LLMs (see Sec. III). ASTs are defined as a formal representation of syntactical structures built upon linguistic elements of PLs. ASTs are formed according to the production rules defined in Context Free Grammar (CFGs). More precisely, production rules are functions that combine terminal and non-terminal nodes into statements. Terminal nodes are symbols in the source code (*e.g.*, tokens in region ③ of Fig.5), while non-terminal nodes encapsulate more than one terminal node to define the structure of a statement (*e.g.*, nodes containing children in region ② of Fig. 5).

When designing our approach *ASTxplainer* (see Sec.III), we leveraged meaningful and interpretable information defined in Context-Free Grammars (*CFGs*). *CFGs* are a set of rules containing the syntax and structural information of a language [41]. Ultimately CFGs define instructions that specify how different tokens (*i.e.*, Lexemes) are put together to form valid statements in every programming language.

Definition 2: Context Free Grammars. *CFG* \mathbb{G} is expressed as $\mathbb{G} = (\alpha, \lambda, \omega, \beta)$ where α denotes the finite set of non-terminal symbols, λ the finite set of terminal symbols, ω the finite set of production rules and β the start symbol. The set of production rules ω for any type of statement (*e.g.*, conditional, assignation, operator) is expressed in terms of the terminal and non-terminal symbols.

C. Explainability for Code Generation

LLMs for code can be considered a black box because of their uncertain behavior when predicting tokens. To estimate such uncertainty, we can employ *explainability* methods on LLMs. Explainability aims to understand how a model operates and comes to decisions either by exploring inner layers or performing perturbation analysis on the models' inputs [42], [43]. For example, Gholizadeh et al. [44] propose a local explainability technique, namely layer-wise relevant propagation (LRP), that computes the importance of an interpretable *n*-gram in classifying a text sequence. LRP calculates a score with the sum of activated weights during the back-propagation to identify the most influential *n*-grams. This score is employed for explaining the importance of a given *n*-gram for a canonical (*i.e.*, SVM) and a neural model (*i.e.*, CNN). The authors demonstrated that LRP outperforms the gradient-only-based and permutation-only-based explainability techniques [44]. It is important to clarify that, in our research, *explainability* and *interpretability* are used interchangeably.

In the context of pre-trained models for code, Liu et al. experimented with Encoder-Decoder models for code2code

and comment2code tasks (e.g., T5, CodeText, and CodeTrans). Their research aims at explaining why neural models generate code sequences reliably by identifying tokens that contribute the most to a sequence prediction [15]. Moreover, Vasconcelos et al. propose a technique that highlights generated code using an uncertainty threshold. Their approach points out fragments of the sequence where developers can intervene upon the uncertainty threshold [45]. On the other hand, we can explain pre-trained models for code using structural information. For instance, Wan et al. conducted an interpretability analysis on Encoder-only models (e.g., CodeBert and GraphCodeBert) focusing on three aspects: 1) how the self-attention weights align with the syntax structure, 2) whether the syntax structure is encoded in the hidden layers, and 3) how pre-trained models induce syntax structure [14].

Even though previous research has introduced explainability techniques to analyze pre-trained models with structural information, those techniques have been tested and designed for modest-size Encoder-Only models (i.e., less than 1B). Conversely, our study AST_{explainer} proposes not only an explainability technique that contextualizes canonical metrics (i.e., cross-entropy loss) based on causal inference (see Fig.4) but also an evaluative metric (AsC-Eval) for Decoder-only LLMs that predicts ASTs terminal and non-terminal nodes. More importantly, we introduce and control a set of confounders based on code features (e.g., AST-levels, AST-nodes, and number of tokens) to properly estimate the relationship between AsC-Eval and canonical metrics (see Tab. II).

Kim et al. [13] introduce a formal mathematical structure known as a **function for explainability** (φ). We use this definition to formally describe what constitutes an explainable method in SE. Most LLMs for code operate by predicting tokens $P(w_i|d_i)$ that do not *inherently* match high-level concepts a human can easily understand. Kim et al. claim that such difficulty can be expressed mathematically as representing the state of LLMs as a vector space (\vec{m}). Conversely, humans or, in our study, developers operate in a different vector space \vec{h} , which corresponds to an unknown set of **human-interpretable concepts** (h). As such, our main challenge is to map $\vec{m} \rightarrow \vec{h}$ bridging this gap between the disparate vector spaces. The *key insight* of AST_{explainer} is the formalization of an explainability function φ for LLMs of code.

Definition 3: Interpretability Function for Next Token Predictions. Consider $\varphi : \vec{m} \rightarrow \vec{h}$. In this formulation, \vec{m} represents an approximation of a model’s vector space as measured through token prediction performance at different granularity levels (i.e., normalized log-probabilities). This vector space approximation is then mapped to human-understandable concepts \vec{h} that represent programming language syntactic concepts (i.e., terminal and non-terminal nodes).

III. THE ASC-Eval COMPONENT

While LLMs have seen striking advances with regard to code generation and other downstream SE tasks [46], [47], researchers are still not able to evaluate what aspects of code are actually statistically learned by these models. In this

section, we propose a new metric, AsC-Eval, to showcase the statistical behavior of syntactic elements generated by LLMs. Our proposed AsC-Eval comprises the basic units for explainability (see Fig. 2) as Abstract Syntax Concepts (AsC), an alignment function δ that links tokens with ASTs, and an aggregation function θ that estimates the prediction performance of a terminal and non-terminal nodes. We propose an explainability function φ that relies on the alignment function δ and the aggregation function θ to perform the mapping from log-probabilities (i.e., NtP) to developer-understandable concepts (i.e., AsC).

A. Abstract Syntax Concepts (AsC)

AsC-Eval can be formally defined (see Def. 3) as an explainability function φ of token predictions of LLMs using Context Free Grammars. We introduce the term **Abstract Syntax Concepts** (AsC) to represent the terminal and non-terminal symbols in a Context Free Grammar (see Def. 2). Specifically, to approximate a LLMs’ vector space, in \vec{m} , we extract the last layer to calculate NtP , which is, in fact, a generative measure of performance. Then in \vec{h} , we map the model’s prediction performance at the token level (NtP) to AsC (for which we define a set of categories \mathcal{H}), to make it easier to interpret what aspects of LLMs are *effective* or *erroneous* at predicting.

In PLs, terminal and non-terminal nodes retain different semantic meanings. For instance, ‘`identifier`’ and ‘`string`’ nodes correspond to a common *Natural Language* concept category. As such, we can group nodes n into semantically meaningful *categories* \mathcal{H} . Fig. 3 depicts some of our proposed categories for Python. These categories will allow AsC-Eval to assign semantic meaning to predicted AsC. AsC are the fundamental mathematical units for enabling the evaluation and explainability of LLMs. Figure 3 depicts some of the concepts used to evaluate LLMs with AsC-Eval. Concepts $n \in N$ are types of symbols defined by tree-sitter’s *CFG* [48]. In summary, Each token in a sequence s can be assigned to a category $h \in \mathcal{H}$. With our categories \mathcal{H} , researchers and developers can easily associate LLMs’ performance to particular structural code attributes. As such, AsC-Eval allows for LLMs Next-token Predictions to be explained in a developer-centric way.

Fig 2-A depicts the AST representation of a Python snippet of a naive implementation of the function `countCharts`. This function counts and returns the number of occurrences of a given character for an input string. In the AST representation, the leaf nodes correspond to the terminal tokens used in the snippet, while the intermediate nodes correspond to non-terminals. Our approach relies on the tree-sitter library [48] to construct the AST representations of the snippets. Once the AST has been parsed, we can access the information for all nodes and retrieve useful properties such as their type, children, and location.

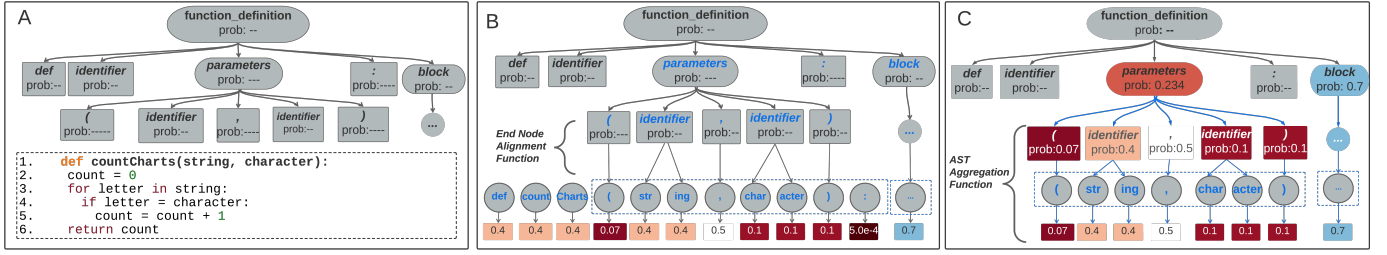


Fig. 2: AsC-Eval Components. Left: Nodes are employed as “concepts”. Center: Each token is aligned to the end nodes of the AST with an offset function. Right: Node probabilities are estimated with an aggregation function.

B. AST Alignment function (δ)

Figure 2-B illustrates the process of aligning terminal and non-terminal nodes in the AST representation with their corresponding tokens. Prior to this alignment process, we split the `countCharts` snippet s into tokens using the model tokenizer $\Gamma(s) = (w_1, \dots, w_i)$. Since the tokenizer may produce a sequence of tokens where each token does not necessarily matches with a single terminal node, a single node in the AST may contain more than one associated token. In fact, intermediate nodes are aligned with a sub-sequence of the original snippet rather than a single token. We define for this purpose the alignment function $\delta : N \rightarrow s_{\leq i}$ where $s_{\leq i}$ corresponds to a subsequence of a snippet and N is the set of terminal and non-terminal nodes. We leverage the offset property of each AST node to conduct this process, in other words, we search for all the tokens in s that are located within the offset range of each node. To illustrate how function δ works, let’s consider the example in Figure 2-B, in the subtree the terminal node `'('` is aligned with token `[` while the sibling node `'identifier'` is aligned with tokens `[str` `ing`. The parent node `'parameters'` will be consequently aligned with `[` `str` `ing` `,` `char` `acter` `]`.

C. AST Aggregation function (θ)

We design an aggregation function θ that computes our proposed metric AsC-Eval, which represents how confident a terminal or non-terminal node n is predicted by an LLM. By relating these node predictions to an actual node symbol, we gain an understanding of how well a studied model is *generating code*. These AsC-Eval performance values can also uncover specific long-range interactions and map them into an AST visual structure (see Sec. V). AsC-Eval performs at two levels of granularity depending on the scope of the analyzed corpus S . We refer to such granularity as *local* and *global* aggregation. Local aggregations operate for a code snippet, while global aggregations operate for a corpus. Although local aggregation can provide a AsC-Eval value for a single snippet, this aggregation allows computing an average of aggregated values at snippet granularity.

Figure 2-C shows the aggregation function used to compute the prediction probability for each node. Once the tokens are aligned with their corresponding nodes using δ , we traverse the entire AST and aggregate the *NtP* probabilities of their associated tokens. The aggregation function θ can take the

form of a statistical average, median or max values depending on the user configuration. In our study, we set the aggregation $\theta : N \rightarrow \text{median}(\delta(N))$ for a subset of tokens $s_{\leq i}$. For example, as illustrated in Fig. 2-C, the parent node `'parameters'` has an associated average value of 0.23. This parent node average was aggregated with its terminal values: `'('` with 0.07, `'identifier'` with 0.4, `'.'` with 0.5, `'identifier'` with 0.1, and `')'` with 0.1.

IV. THE ASC-Causal COMPONENT

In this section, we show how AsC-Causal component can be used to explain and contextualize other canonical metrics such as the cross-entropy loss. To achieve that, we propose a causal inference technique to estimate the impact of Abstract Syntax Concepts (AsC) predictions on overall LLM performance.

LLMs are more understandable when they *reflect human knowledge* [13]. One way of determining whether an LLM for code reflects human knowledge is testing it to see whether or not it operates *similar to how a developer would estimate the prediction of a sequence* [49]. For instance, consider the situation where a developer inserts a `'for statement'` in a snippet. Inherently, a developer mentally rationalizes several things such as the concept of *Iteration*. If an LLM is able to make a similar prediction, it suggests to us that it has *statistically learned* some understanding of the syntax structure of a programming cycle. We can consider that this statistical behavior impacts the cross-entropy loss. This impact indicates that Abstract Syntax Concepts (AsC) are influencing the quality of a LLM (see Def. 4). In order to estimate such influence, we propose a causal inference technique based on the do-calculus analysis [50]–[52]. For instance, in Eq. 1, we compute a causal effect (Eq. 1a) and correlation (Eq. 1b) for the concept treatment `'for_statement'` impacting the cross-entropy loss of a given LLM.

$$p(Y|do(t = forState.)) = \sum_{z \in \text{codeFeat.}} p(Y|z, t)p(t) \quad (1a)$$

$$p(Y|t = forState.) = \sum_{z \in \text{codeFeat.}} p(Y|z, t)p(t|z) \quad (1b)$$

We can explain the prediction performance of LLMs using AsC-Eval values as treatment effects. These effects are computed from a **Structural Causal Model (SCM)**, which

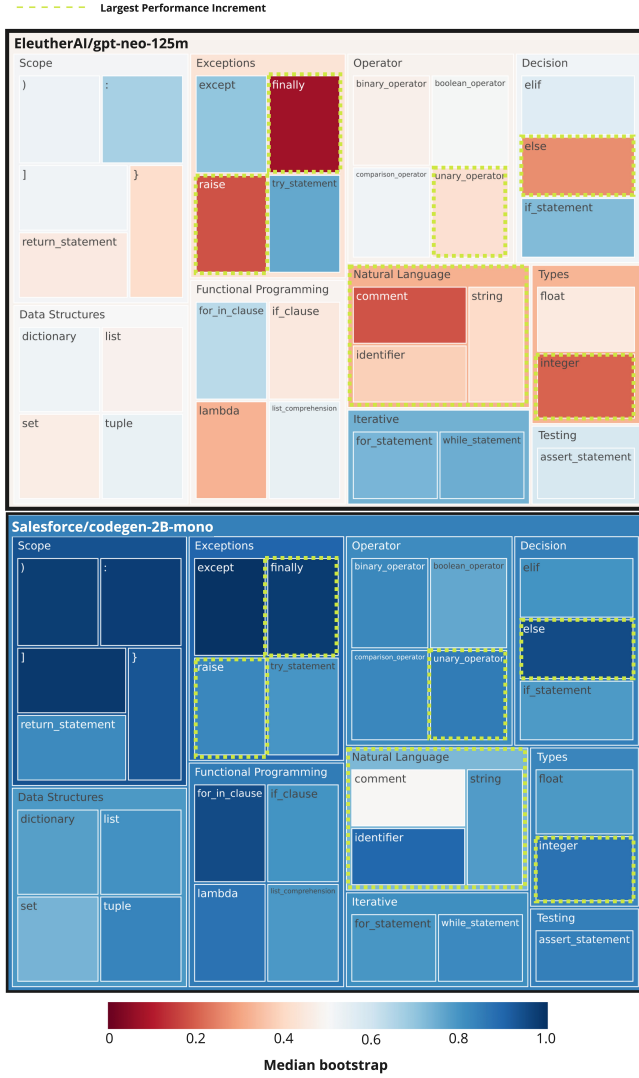


Fig. 3: AsC-Eval for 10 AsC Categories and 2 LLMs (*mono-lang* [2B] and *gpt-3* [125M])

represents our assumptions about the underlying causal process. In our study, these assumptions take the form of the performance of each AsC (treatments T), code features (confounders Z), and the LLMs canonical performance (outcome Y). The relationship or directionality information of these causal variables is explicitly stated in the SCM (see Fig. 4). The goal of the causal analysis is to determine the *Average Treatment Effect* (ATE) that a treatment has on the outcomes after controlling the confounding variables. In other words, we want to estimate the probability $p(Y|do(T))$ (see Eq. 1a) to identify cases of *spurious correlations* (i.e., association is not causation) [53]. Note that the probability $p(Y|do(T))$ is different from $p(Y|T)$ in Eq. 1b. We state that the probability $p(Y|T)$ represents the correlation between the variables Y and T without controlling any confounder’s effects on treatments or outcomes. In our study, we compute the Pearson correlation $\rho = p(Y|T)$. Conversely, the treatment effect $p(Y|do(T))$ is estimated with a *linear regression* after applying the *the back-*

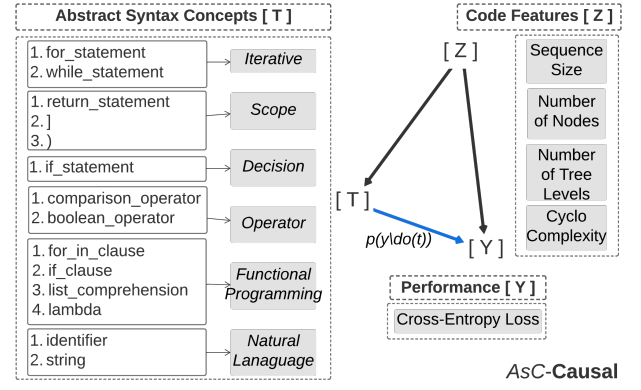


Fig. 4: **Structural Causal Model** to estimate the Average Treatment Effect of AsC to LLM Performance by controlling code features (*AsC-Causal*).

door criterion for controlling confounders [53].

Definition 4: AsC Causal Treatment Effects. Given a Structural Causal Model where a set of variables PA denotes the parents (i.e., code features) of T , the treatment effect of T (i.e., AsC) on Y (i.e., cross-entropy loss) is given by

$$p(Y = y|do(T = t)) = \quad (2a)$$

$$\Sigma_z p(Y = y|T = t, PA = z)p(PA = z) = \quad (2b)$$

$$\Sigma_z p(T = t, Y = y, PA = z)/p(T = t|PA = z) \quad (2c)$$

Based on the causal inference definition by Pearl et al. [50], we propose a specific treatment effect for our Abstract Syntax Concept AsC. Def. 2 depicts the statistical marginalization of confounders. In simple terms, the Average Treatment Effect comprises the *pure* impact of the treatment in the outcome without the influence of confounding variables. These effects represent the slope of the linear model obtained between the treatment and the output after controlling for confounding. In our study, we controlled for confounders such as *sequence size*, *number of nodes*, *number of tree levels*, and *cyclomatic complexity*.

V. THE ASC-VIZ COMPONENT

The visualization component *AsC-Viz* is a graphical explainability technique that displays the *AsC-Eval* performance values of the terminal and non-terminal nodes for a *single* local evaluation. We take advantage of the hierarchical structure of PLs to visually accommodate *AsC-Eval* values obtained in *AsC-Eval* into the AST. Fig. 5 illustrates how we accommodate the *AsC-Eval* values for a code generation task using our analyzed *gpt-3* [1.3B] model. Region ① shows a box with a prompt with an incomplete snippet followed by a second box with generated tokens in blue. Then, in region ②, the resulting auto-completed snippet is processed with *AsC-Eval* and represented as an AST. Each node has information about the *AsC-Eval* performance after applying local aggregations θ . The nodes are color-coded. The highest aggregated values (i.e., best predictions) are displayed in shades of blue. In contrast, nodes with the smallest values (i.e., worst predictions) are displayed in shades of red. Nodes,

in region ②, encapsulate the code tokens generated by the LLM as presented in region ③. We refer to tokens linearly organized as *sequence representation*.

VI. EXPERIMENTAL DESIGN

In order to illustrate the insights that *ASTxplainer* can enable, we present an empirical evaluation on 12 LLMs, which shows how LLMs behave for each Abstract Syntax Concept, and a user study, which assesses the usability of our approach. This section details the methodological steps we followed to configure, evaluate, and explain our selected LLMs.

RQ₁ AsC-Eval: *To what extent do Large Language Models for code predict syntactic structures?*

RQ₂ AsC-Causal: *How do Abstract Syntax Concepts impact LLMs' canonical prediction performance?*

RQ₃ AsC-Viz: *How useful is our AST evaluation method for developers in a practical scenario?*

A. Study Setup

Data Collection. Our selected LLMs were trained on *BigQuery* [54], *BigPython* [55], and the *Pile* [56]. These datasets include repositories and files from GitHub created before 2021. However, in order to properly evaluate *AsC-Eval*, we must avoid data contamination. That is, we need to avoid using samples in the evaluation that LLMs have already been used for training. For the same reason, we cannot evaluate our approach using popular code datasets such as *CodeSearchNet* [8] or *CodeXglue* [57]. To solve this data contamination issue, we collected 50k unique Python snippets and created a brand new code dataset, called *Galeras*. *Galeras* contains only recent commits performed from January 1st, 2022 to January 1st, 2023. We collected Python repositories from Github that have more than one hundred stars and extracted snippets of code from new and updated Python methods. We cleaned sample duplicates using the commits' history. Additionally, *Galeras* includes information about the commit message, comments on the method, the whole AST data structure of the method, number of nodes, AST levels, AST errors, white spaces, lines of code, cyclomatic complexity, and token counts.

Model Collection. We evaluated and explained a total of 12 open Decoder-Only LLMs filtered by popularity. Our largest model has 2.7B parameters. Table I shows the LLMs grouped into four different categories that correspond with the fine-tuning strategy employed. The first category consists of GPT-3-based models trained mostly on natural language (*i.e.*, *Pile* [56]). The second category includes models trained on natural language but built upon the *codegen* architecture [58]. The third category consists of models trained on multiple programming languages using *BigQuery* [54] on both *gpt-2* and *codegen* architectures. The last category corresponds to both *Multi-Language-Type* models fine-tuned on *BigPython* [58], which we refer to as *Mono-Language-Type*, and *gpt-2* models (*i.e.*, *codeparrot* [31]).

Machine Configuration. We performed the experiments using 20.04 Ubuntu with an AMD EPYC 7532 32-Core CPU, A100 NVIDIA GPU with 40GB VRAM, and 1TB RAM. For

the model inference process, we used HuggingFace and Pytorch [59], [60]. All models were loaded into the GPU of the machine to boost the inference time.

B. RQ₁ The AsC-Eval Empirical Methodology

To answer **RQ₁**, we generated the normalized log-probabilities (see Sec.II) or Next Token Predictions (*NtP*) for each code snippet in $\mathcal{S} = \text{Galeras}$. These log-probabilities were extracted at inference time for each token position for the 12 LLMs. The log-probabilities distributions have a vector size of $|V|$ for each token position in $s \in \mathcal{S}$. These distributions are processed to obtain the log-probability that actually matches the expected token in a position i . Therefore, each token position has an associated prediction value that we save for generating the *NtP* sequence. Such Next-token Prediction sequence is the input for the aggregation function θ that generates the corresponding *AsC-Eval* values (see Sec. III). Additionally, we computed the cross-entropy loss of each snippet s in our dataset. To obtain the *AsC-Eval Global* value in Tab. I and Fig. 6, we aggregated *AsC-Eval* performance values (*i.e.*, all available *AsC*) by LLM. The values per model are bootstrapped with the median (size of 500 samplings) to enable a fair comparison among models. Similarly, to obtain the *AsC-Eval* per Abstract Syntax Concept Category (*e.g.*, *Data Str*, *Decision*, or *Scope*), we globally aggregated performance values of tokens under these categories. We also explored with Type Model aggregations (see Table. I).

C. RQ₂ The AsC-Causal Empirical Methodology

To answer **RQ₂**, we compute both Pearson correlation ρ values and causal treatment effects (see Def .4) for a subset of 14 syntactic concepts (see Fig. 4). Specifically, we propose the treatments (*T*) *Scope*, *Exceptions*, *Operator*, *Decision*, *Data Structures*, *Functional Programming*, *Natural Language*, *Iterative*, *Types*, and *Testing*. Each *AsC* was correlated to 4 confounding variables (*i.e.*, *Cyclo*, *AST Levels*, *#AST Nodes*, and *Sequence Size*) and the cross-entropy loss of *gpt-3 [125M]* and *mono-lang [2B]*. We decided to explore only edge case LLMs (*i.e.*, the best and worst models by *AsC-Eval* performance) since we detected that the correlated values were very similar across LLMs. On the other hand, we estimated the probability of the treatment effect $p(Y|do(T))$ for each *AsC* and the cross-entropy loss by controlling the 4 previously mentioned confounders. This probability function was estimated using the *doWhy* tool [53]. Table II summarizes the treatment effects and correlations between the *AsC-Eval* values locally aggregated (see Sec. III) and the cross-entropy loss grouped by concept categories (\mathcal{H}).

D. RQ₃ Qualitative User-Study Methodology

To answer **RQ₃**, we designed four surveys to understand the perception of software practitioners in regard to the *usability* of *AsC-Eval* and *AsC-Viz*. Our goal is to assess the effectiveness of our *AsC-Eval* and *AsC-Viz* approaches to explain why and how certain source code tokens are predicted by LLMs trained on code. Leveraging interpretability techniques to explain

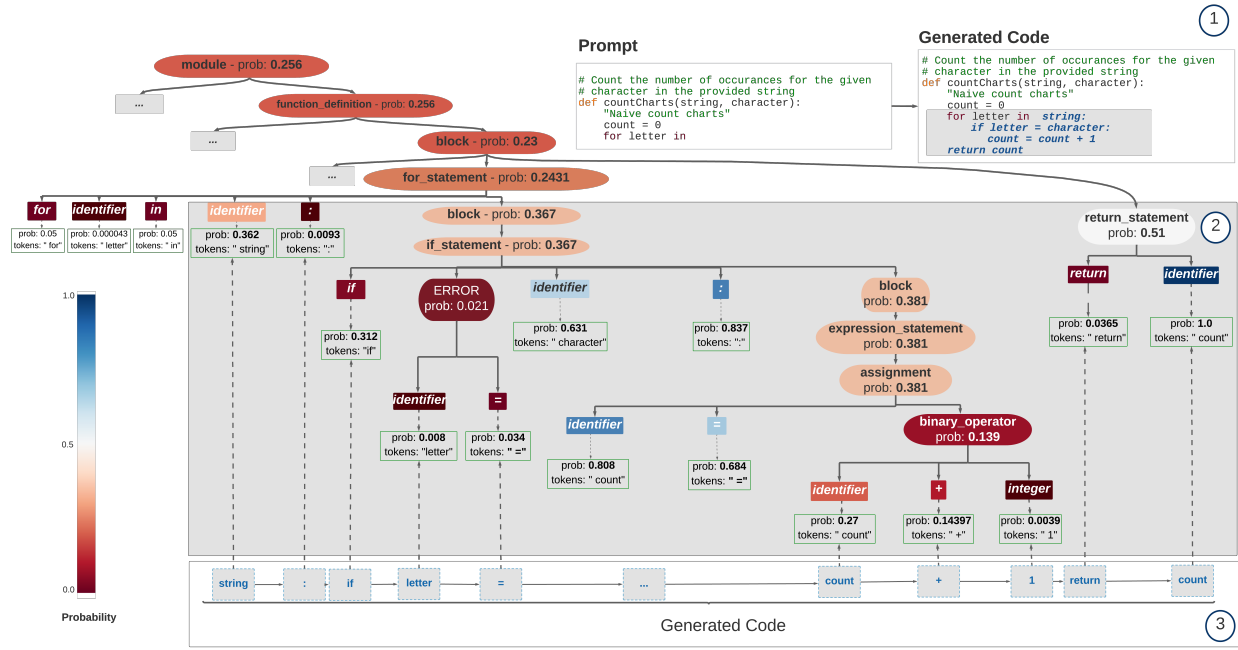


Fig. 5: Local Evaluation for Code Completion (AsC-Viz).

TABLE I: Large Language Models characteristics and their associated AsC-Eval performance. Erroneous AsC-Eval values are in red. Confident AsC-Eval values are in blue. Best global AsC-Eval is underlined.

Large Language Models (LLMs)				AsC-Eval Performance (bootstrapped median)										
Type	Name	Architecture	Size	Global	Data Str.	Decision	Except.	F. Prog.	Iter.	NL	Oper.	Scope	Testing	Types
Natural L. gpt-3	gpt-neo-125m [32]	gpt-3	125M	0.48	0.50	0.52	0.43	0.49	0.74	0.32	0.48	0.51	0.59	0.33
	gpt-neo-1.3B [32]	gpt-3	1.3B	0.59	0.60	0.61	0.53	0.62	0.79	0.43	0.57	0.68	0.68	0.44
	gpt-neo-2.7B [32]	gpt-3	2.7B	<u>0.62</u>	0.62	0.63	0.56	0.66	<u>0.81</u>	0.46	0.60	0.74	0.70	0.47
Natural L. codegen	codegen-350M-nl [61]	codegen	350M	0.55	0.56	0.57	0.45	0.57	0.77	0.39	0.54	0.64	0.64	0.40
	codegen-2B-nl [61]	codegen	2B	<u>0.65</u>	0.65	0.65	0.58	0.68	<u>0.82</u>	0.48	0.61	0.78	0.72	0.50
Multi-Language	codeparrot-small-multi [31]	gpt-2	110M	0.57	0.54	0.55	0.64	0.60	0.60	0.40	0.54	0.71	0.67	0.42
	codegen-350M-multi [61]	codegen-350M-nl	350M	0.68	0.63	0.72	0.75	0.70	0.69	0.51	0.62	0.83	0.73	0.51
	codegen-2B-multi [61]	codegen-2B-nl	2B	<u>0.79</u>	0.74	0.79	<u>0.83</u>	0.81	0.77	0.65	0.74	<u>0.91</u>	0.80	0.71
Mono-Language	codeparrot-small [31]	gpt-2	110M	0.61	0.58	0.58	0.68	0.66	0.63	0.46	0.57	0.73	0.69	0.47
	codeparrot [31]	gpt-2	1.5B	0.71	0.67	0.67	<u>0.80</u>	0.76	0.70	0.59	0.66	<u>0.82</u>	0.74	0.64
	codegen-350M-mono [61]	codegen-350M-multi	350M	0.73	0.68	0.76	0.78	0.76	0.73	0.57	0.68	<u>0.86</u>	0.77	0.58
	codegen-2B-mono [61]	codegen-2B-multi	2B	<u>0.84</u>	0.79	<u>0.84</u>	<u>0.90</u>	<u>0.85</u>	<u>0.81</u>	0.73	<u>0.82</u>	<u>0.94</u>	<u>0.85</u>	<u>0.83</u>

the decisions of such models can give software practitioners insights into the behavior and the quality of the predictions.

We introduced a set of code exemplars with their corresponding AsC-Viz explanation. We asked the participants to rate the explanations for four Python samples distributed across treatments. We use a within-subjects design or repeated measures design, in which every individual receives each of the experimental treatments consecutively. Table III contains a summary with the description of each survey. Each individual survey has two sections. The first section of each survey intends to gauge the proficiency of participants using Python and their familiarity with language models for code generation tasks. Participants were also asked about their knowledge of representation of algorithms (AST) and the major problems that they have faced when using LLMs for source code generation.

In the second section, we provide four Python prompts with an incomplete method along with the prediction of the missing lines given by an LLM. Since our goal is to evaluate the usability of ASTxplainer rather than the perception of the participant in regards to the model performance, we omit

details about the model used for predictions (gpt-3 [1.3B]). Each prompt is accompanied by a visualization (i.e., AST-partial, AST-complete, and sequence) that shows the AsC-Eval and *NtP* values for the predicted tokens. Then we ask the participant to assess the visualization and rate its usefulness. The visualizations are separated into different surveys.

Figure 5 poses an example of a local evaluation of a code completion task that was presented to the participants. The survey asks to evaluate four different samples processed with AsC-Eval. Some of the samples have syntactic errors. Each survey comprises an incomplete Python method (i.e., prompt) and a complete method with the highlighted portion of the generated code (region ① in Fig. 5). For each sample in the surveys, we presented a specific visualization. For instance, surveys (S2) and (S3) contain an AST-based representation similar to the one in Fig. 5. The AST-complete visualization S3 shows the terminal and non-terminal nodes (region ② in Fig. 5). Nonetheless, the AST-partial visualization (S2) only shows the non-terminal nodes. Finally, a sequence-based visualization of the generated logits for each token was presented to the participants in the survey (S1) (region ③ in Fig. 5).

VII. RESULTS & DISCUSSION

A. RQ_1 Empirical AsC Performance Evaluation

In this RQ, we provide an empirical value (bootstrapped median columns in Tab. I) of the prediction of Abstract Syntax Concepts for the 12 LLMs. We set a threshold of 0.6 as an acceptable rate of prediction confidence for our AsC-Eval metric. Fig. 3, for example, shows our best and worst LLMs, *mono-lang [2B]* and *gpt-3 [125M]* respectively, at every proposed Abstract Syntax Concept. We observe that, in general, scaling the parameters of LLMs plays a fundamental role in the prediction of AsC. The dashed green boxes show the largest AsC-Eval performance increments from the worst to the best concepts. Particularly, *Exceptions*, *Natural Language*, *Operators*, *Types*, and *Decisions* present the biggest jumps in syntactic AsC-Eval performance.

Our empirical evaluation shows that AsC categories that fulfill the 0.6 threshold for the 12 LLMs are *Scope* with the highest AsC-Eval performance of 0.94 for the *Mono-Language-Type* models, *Iterations* with 0.82 for *codegen-nl [2B]*, and *Testing* with 0.85 for *mono-lang [2B]* (see Table.I). Conversely, we found some concept categories struggle with AsC-Eval performance. We refer to these categories as *erroneous* since they are below 0.5. Those categories are mainly *Natural Language* category with the largest average median of 0.46 and *Data Types* with the largest average median of 0.47 for *NL GPT-3*.

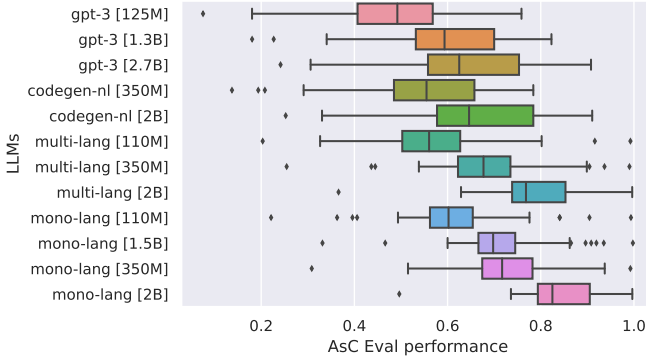


Fig. 6: AsC-Eval Performance grouped by specific LLMs and AsC-Eval density by Model Type.

We believe that models poorly behave with low AsC-Eval performance because category concepts such as *Natural Language* and *Data Types* require more context to be accurately predicted. For instance, the ‘string’ concept requires a larger window context before properly being predicted. Similarly, the category *Data Types* is prone to be erroneous since they may appear more frequently at the beginning of the snippets compared to other categories. Also, bear in mind that *Data Types* are less frequent concepts due to the dynamic typing for Python. In general, none of the evaluated architectures performed well at predicting *Data Types* accurately except by *mono-lang [2B]*, which was trained with a large number of code samples.

Table I depicts that *Iteration* category mostly surpasses the threshold for all our models except for *codeparrot-small-multi* with an average median AsC-Eval of 0.6. From our smaller models (*i.e.*, in a range of millions of parameters), the lowest average median obtained for *gpt-3 [125M]* is 0.74, which also surpasses the threshold. This outstanding behavior of *NL GPT-3* models could be explained as Python reserved words for iterations such as **for** and **while** also appear in natural language with similar semantics.

Fig. 6 indicates that models trained on natural language have more median variability than models fine-tuned on code datasets. For instance, *NL GPT-3* and *NL Codegen* report values in a range from 0.2 to 0.9. Conversely, fine-tuned models with code such as *Mono-Language-Type* has a lower variability than *NL GPT-3* and *NL Codegen* categories. For example, *mono-lang [2B]* has a global avg. median AsC-Eval of 0.84 and a variability range between 0.7 and 1.0, outperforming the 0.6 threshold. Furthermore, *mono-lang [2B]* is our best model with an average global AsC-Eval of 0.84. On one hand, this suggests that fine-tuned models on code are predicting AsC with higher confidence than natural language-only models. On the other hand, although *Multi-Language-Type* models exhibit high variability (from 0.5 to 0.9), their average median AsC-Eval (*i.e.*, 0.68 for *multi-lang [110M]*) is even better than natural language models (*i.e.*, 0.48 with variability from 0.2 to 0.8 for *gpt-3 [125M]*).

RQ_1 AsC-Eval: The prediction of syntactic structures highly depends on LLMs’ parameter size and fine-tuning strategy. More specifically our largest evaluated model *mono-lang [2B]*, which was fine-tuned with the BigPython and BigQuery datasets, obtains the highest global average AsC Performance of 0.84 with the lowest variability.

B. RQ_2 Empirical Causal Evaluation

In this research question, we want to quantitatively demonstrate that cross-entropy loss of LLMs tends to be negatively impacted by the AsC-Eval values at snippet granularity. Therefore, we can explain in lower granularity which parts of the code LLM perform poorly (see red boxes in Tab. I). We showcase empirical evidence that the previous statement holds for both correlation ρ and causal effect $p(y|do(t))$ values. For example, Table II shows that, in general, all Abstract Syntax Concept Categories (*i.e.*, Global Avg. AsC-Eval) influence the cross-entropy loss for our best (*i.e.*, *mono-lang [2B]*) and worst (*i.e.*, *gpt-3 [125M]*) models, with an average treatment effect of 1.78 and -1.60 respectively.

The most outstanding finding is that the *Natural Language* category has the largest impact on the cross-entropy loss. For example, the AsC concept ‘identifier’ has a causal effect of -1.78 for *gpt-3 [125M]* and -2.89 for *mono-lang [2B]*. In contrast, *Functional Programming* categories present the lowest impact on cross-entropy loss with a subtle ‘lambda’ positive causal effect of 0.2 for *gpt-3 [125M]*. This subtle positive effect was expected as NL-based LLMs have not been fine-tuned on code corpora with ‘lambda’ expressions. In

addition, we want to highlight the moderate Pearson correlation value between the ‘if statement’ concept and the cyclomatic complexity for our best and worst models with the same value of $\rho = 0.58$. This observation is consistent with the definition of the cyclomatic complexity metric since this metric takes into consideration the control flows induced by conditional structures.

RQ₂ AsC-Causal: We can observe that cross-entropy loss of LLMs tends to be negatively impacted by the AsC-Eval values at snippet granularity. For instance, *identifiers* affect both *gpt-3 [2.7B]* and *mono-lang [2B]* cross-entropy loss with Average Treatment Effects of -1.78 and -2.89 respectively.

C. RQ₃ User-Study on AsC Visualization Results

In this RQ, we evaluate our AsC-Eval and AsC-Viz in a practical scenario. We assessed how useful is the AST visualization for practitioners after collecting a total of 40 responses (with sampling confidence of 90% and a margin error of 15%). Each participant was randomly and uniformly assigned to either the control or one of the survey groups.

Our user study (see Tab. III) revealed that a partial AST visualization (*i.e.*, AST with only non-terminal nodes) is preferred over the complete AST representation (S_3) and sequence visualization (S_1). Furthermore, AST partial visualization (S_2) is found to be particularly less complex by participants with a proportion of 43% in the survey compared to the control C . However, AST complete visualization (S_3) is perceived to be more complex by participants with a proportion of 67% compared to the control. However, we observed that 43% of participants would like to use the sequential visualization rather than not having any visual help (*i.e.*, control group C) and only 29% of participants considered sequential visualization easy to read and use. Surprisingly, 57% of participants found the sequence visualization to be highly useful in explaining the behavior of the model. This preference can be explained by considering the fact that only 42% of the participants have formal education in ML.

In all the surveys, participants agreed that visualizing *Error* nodes in AsC-Viz with their corresponding AsC-Eval value was very useful to understand the long-range dependencies of the generative process. The participants highlight the fact that AsC-Viz is useful to explain why the LLM generates an erroneous prediction. More specifically, the participants mentioned that the color code for the AsC-Eval values helps them to differentiate between predicted probabilities. The participants also indicated that they would like the visualizations to include information about the workflow of the program.

RQ₃ Usability of AsC-Eval: We found that the partial visualization of the AST is the most *readable* representation to showcase local aggregated predictions with 57% agreement. Although AST partial visualization has mixed opinions about its *usefulness* with an agreement rate of 29%, the AST complete visualization has an agreement rate of 50%.

VIII. CONCLUSION & FUTURE WORK

Our research proposes an Abstract Syntax Concept approach to evaluate and explain the performance of Large Language Models for code. We conducted a rigorous empirical evaluation on 12 popular LLMs using a curated dataset that uncovered novel performance qualities of LLMs for code. Our empirical evaluation revealed that mono-language outperforms multi-language LLMs at predicting all types of syntax concepts. This suggests the importance of fine-tuning strategies over model size. In addition, we demonstrated that Abstract Syntax Concepts influence the cross-entropy loss of LLMs after controlling for code confounders. In fact, this influence persists across models at different parameter sizes and fine-tuning strategies. Additionally, we illustrated the utility of visualizations built upon our defined Abstract Syntax Concepts in a user study. We believe these results illustrate the promise of blending explainability and evaluation techniques for LLMs of code, and signal the potential for future work to further integrate explainability techniques into future LLM benchmarks.

REFERENCES

- [1] V. Raychev, M. T. Vechev, and E. Yahav, “Code completion with statistical language models,” *Proceedings of the 35th ACM SIGPLAN Conference on Programming Language Design and Implementation*, 2014.
- [2] M. Ciniselli, N. Cooper, L. Pascarella *et al.*, “An empirical study on the usage of BERT models for code completion,” *CoRR*, vol. abs/2103.07115, 2021. [Online]. Available: <https://arxiv.org/abs/2103.07115>
- [3] Z. Chen, S. J. Kommrusch, M. Tufano *et al.*, “Sequencer: Sequence-to-sequence learning for end-to-end program repair,” *IEEE Transactions on Software Engineering*, pp. 1–1, 2019.
- [4] W. U. Ahmad, S. Chakraborty, B. Ray, and K.-W. Chang, “Unified pre-training for program understanding and generation.” [Online]. Available: <http://arxiv.org/abs/2103.06333>
- [5] C. Watson, M. Tufano, K. Moran *et al.*, “On learning meaningful assert statements for unit test cases,” in *Proceedings of the ACM/IEEE 42nd International Conference on Software Engineering*, ser. ICSE ’20. New York, NY, USA: Association for Computing Machinery, 2020, p. 1398–1409. [Online]. Available: <https://doi.org/10.1145/3377811.3380429>
- [6] GitHub, “Github copilot · your ai pair programmer.” [Online]. Available: <https://copilot.github.com/>
- [7] Replit, “Replit Ghostwriter,” <https://replit.com/site/ghostwriter>, May 2023.
- [8] H. Husain, H.-H. Wu, T. Gazit *et al.*, “CodeSearchNet challenge: Evaluating the state of semantic code search,” *arXiv preprint arXiv:1909.09436*, 2019.
- [9] M. Chen, J. Tworek, H. Jun *et al.*, “Evaluating Large Language Models Trained on Code,” Jul. 2021, arXiv:2107.03374 [cs]. [Online]. Available: <http://arxiv.org/abs/2107.03374>
- [10] S. Ren, D. Guo, S. Lu *et al.*, “CodeBLEU: a Method for Automatic Evaluation of Code Synthesis,” vol. 1949, no. Weaver 1955, 2020, arXiv: 2009.10297. [Online]. Available: <http://arxiv.org/abs/2009.10297>
- [11] J. Liu, C. S. Xia, Y. Wang, and L. Zhang, “Is your code generated by chatgpt really correct? rigorous evaluation of large language models for code generation,” 2023.
- [12] C. Molnar, *Interpretable Machine Learning*, 2019, <https://christophm.github.io/interpretable-ml-book/>.
- [13] B. Kim, M. Wattenberg, J. Gilmer *et al.*, “Interpretability beyond feature attribution: Quantitative Testing with Concept Activation Vectors (TCAV),” *35th International Conference on Machine Learning, ICML 2018*, vol. 6, pp. 4186–4195, 2018.

TABLE II: AsC-Causal: Correlations and Causal Effects.

Variable		Cyclo Complexity		AST Levels		# AST Nodes		Sequence Size		Cross-Entropy Loss			
LLMs		gpt-125	mono-2B	gpt-125	mono-2B	gpt-125	mono-2B	gpt-125	mono-2B	gpt-125	mono-2B	gpt-125	mono-2B
Category	\mathcal{H} AsC	$\rho = p(Y T)$								ρ	Causal Eff.	ρ	Causal Eff.
Global	Avg. AsC-Eval	0.61	0.60	0.41	0.45	0.51	0.47	0.53	0.48	-0.38	-1.60	-0.38	-1.78
Iterative	for_statement	0.32	0.32	0.30	0.30	0.18	0.19	0.23	0.19	-0.16	-0.10	-0.07	-0.01
	while_statement	0.13	0.13	0.08	0.07	0.05	0.05	0.07	0.05	-0.05	-0.11	-0.03	-0.08
Natural Language	identifier	0.10	0.12	0.10	0.20	0.51	0.46	0.49	0.49	-0.56	-1.78	-0.80	-2.89
	string	0.02	0.04	0.20	0.24	0.36	0.30	0.36	0.30	-0.31	-0.36	-0.43	-0.55
Scope]	0.16	0.14	0.21	0.28	0.35	0.36	0.29	0.32	-0.16	-0.04	-0.22	-0.10
)	0.09	0.03	0.07	0.12	0.37	0.23	0.31	0.23	-0.37	-0.85	-0.54	-1.49
Decision	if_statement	0.58	0.58	0.29	0.28	0.20	0.21	0.27	0.23	-0.22	-0.21	-0.11	-0.11
Operator	comparison_operator	0.34	0.38	0.18	0.20	0.30	0.30	0.30	0.32	-0.13	0.02	-0.11	0.00
	boolean_operator	0.53	0.54	0.20	0.21	0.17	0.18	0.22	0.20	-0.10	0.01	-0.08	-0.09
Functional Programming	for_in_clause	0.28	0.29	0.18	0.18	0.15	0.14	0.13	0.13	-0.03	0.09	-0.03	0.04
	if_clause	0.20	0.22	0.10	0.10	0.06	0.06	0.07	0.06	-0.01	0.19	0.01	0.13
	lambda	-0.01	-0.01	0.12	0.12	0.18	0.18	0.16	0.16	-0.04	0.20	-0.05	0.06

TABLE III: User study visualization results

ID	Group	Visualization	User study visualization results			
C	Control	Prompt predicted tokens.	Agreement	% useful	% readable	% complex
S ₁	Sequence	Prompt	Strongly	14	0	0
		predicted tokens	Agree	43	29	43
		NTP.	Neutral	29	29	29
			Disagree	14	43	29
S ₂	AST partial	Prompt	Strongly	14	14	0
		predicted tokens	Agree	29	43	14
		partial AST	Neutral	29	29	43
		NTP.	Disagree	29	14*	43
S ₃	AST complete	Prompt	Strongly	0	0	17
		predicted tokens	Agree	50	17	50
		complete AST	Neutral	33	33	17
		NTP.	Disagree	17	50	17

The * depicts the only “Strongly Disagree” reported in the survey

- [14] Y. Wan, W. Zhao, H. Zhang *et al.*, “What Do They Capture? – A Structural Analysis of Pre-Trained Language Models for Source Code,” Feb. 2022, arXiv:2202.06840 [cs]. [Online]. Available: <http://arxiv.org/abs/2202.06840>
- [15] Y. Liu, C. Tantithamthavorn, Y. Liu, and L. Li, “On the Reliability and Explainability of Automated Code Generation Approaches,” Feb. 2023, arXiv:2302.09587 [cs]. [Online]. Available: <http://arxiv.org/abs/2302.09587>
- [16] W. X. Zhao, K. Zhou, J. Li *et al.*, “A Survey of Large Language Models,” Apr. 2023, arXiv:2303.18223 [cs]. [Online]. Available: <http://arxiv.org/abs/2303.18223>
- [17] M. Allamanis, M. Brockschmidt, and M. Khademi, “Learning to represent programs with graphs,” in *International Conference on Learning Representations*, 2018. [Online]. Available: <https://openreview.net/forum?id=BJOFETxR->
- [18] M. Allamanis, “The adverse effects of code duplication in machine learning models of code,” in *Onward! OOPSLA 2019*, 2019, pp. 143–153. [Online]. Available: <https://doi.org/10.1145/3359591.3359735>
- [19] R. M. Karampatsis and C. Sutton, “Maybe deep neural networks are the best choice for modeling source code,” *arXiv*, no. Lm, 2019.
- [20] Y. Bengio, R. Ducharme, and P. Vincent, “A neural probabilistic language model,” *Advances in Neural Information Processing Systems*, vol. 3, pp. 1137–1155, 2003.
- [21] R. M. Karampatsis, H. Babii, R. Robbes *et al.*, “Open-Vocabulary Models for Source Code (Extended Abstract),” *Proceedings - 2020 ACM/IEEE 42nd International Conference on Software Engineering: Companion, ICSE-Companion 2020*, pp. 294–295, 2020.
- [22] A. Vaswani, N. Shazeer, N. Parmar *et al.*, “Attention is all you need,” in *Proceedings of the 31st International Conference on Neural Information Processing Systems*, ser. NeurIPS’17. Red Hook, NY, USA: Curran Associates Inc., 2017, p. 6000–6010.
- [23] J. Devlin, M.-W. Chang, K. Lee, and K. Toutanova, “BERT: Pre-training of deep bidirectional transformers for language understanding.” [Online]. Available: <http://arxiv.org/abs/1810.04805>
- [24] Z. Feng, D. Guo, D. Tang *et al.*, “CodeBERT: A pre-trained model for programming and natural languages.” [Online]. Available: <http://arxiv.org/abs/2002.08155>
- [25] A. Kanade, P. Maniatis, G. Balakrishnan, and K. Shi, “Learning and evaluating contextual embedding of source code.” [Online]. Available: <http://arxiv.org/abs/2001.00059>
- [26] Z. Lin, G. Li, J. Zhang *et al.*, “Xcode: Towards cross-language code representation with large-scale pre-training,” vol. 31, no. 3, pp. 1–44. [Online]. Available: <https://dl.acm.org/doi/10.1145/3506696>
- [27] D. Guo, S. Ren, S. Lu *et al.*, “GraphCodeBERT: Pre-training code representations with data flow.” [Online]. Available: <http://arxiv.org/abs/2009.08366>
- [28] Y. Wang, W. Wang, S. Joty, and S. C. H. Hoi, “CodeT5: Identifier-aware unified pre-trained encoder-decoder models for code understanding and generation.” [Online]. Available: <http://arxiv.org/abs/2109.00859>
- [29] M. Lewis, Y. Liu, N. Goyal *et al.*, “BART: Denoising sequence-to-sequence pre-training for natural language generation, translation, and comprehension.” [Online]. Available: <http://arxiv.org/abs/1910.13461>
- [30] S. Lu, D. Guo, S. Ren *et al.*, “CodeXGLUE: A machine learning benchmark dataset for code understanding and generation.” [Online]. Available: <http://arxiv.org/abs/2102.04664>
- [31] L. Gao, S. Biderman, S. Black *et al.*, “Codeparrot,” 2021. [Online]. Available: <https://github.com/huggingface/blog/blob/main/codeparrot.md>
- [32] S. Black, G. Leo, P. Wang *et al.*, “GPT-Neo: Large Scale Autoregressive Language Modeling with Mesh-Tensorflow,” Mar. 2021. [Online]. Available: <https://doi.org/10.5281/zenodo.5297715>
- [33] B. Wang and A. Komatsuzaki, “GPT-J-6B: A 6 Billion Parameter Autoregressive Language Model,” <https://github.com/kingoflolz/mesh-transformer-jax>, May 2021.
- [34] W. Zaremba, G. Brockman, and OpenAI, “Openai codex,” Aug 2021. [Online]. Available: <https://openai.com/blog/openai-codex/>
- [35] S. Black, S. Biderman, E. Hallahan *et al.*, “Gpt-neox-20b: An open-source autoregressive language model,” 2022. [Online]. Available: <https://arxiv.org/abs/2204.06745>
- [36] J. Austin, A. Odena, M. Nye *et al.*, “Program synthesis with large language models,” 2021.
- [37] F. F. Xu, U. Alon, G. Neubig, and V. J. Hellendoorn, “A Systematic Evaluation of Large Language Models of Code,” May 2022, arXiv:2202.13169 [cs]. [Online]. Available: <http://arxiv.org/abs/2202.13169>
- [38] A. Karpathy, J. Johnson, and F. Li, “Visualizing and understanding recurrent networks,” *CoRR*, vol. abs/1506.02078, 2015. [Online]. Available: <http://arxiv.org/abs/1506.02078>
- [39] S. Troshin and N. Chirkova, “Probing Pretrained Models of Source Code,” Nov. 2022, arXiv:2202.08975 [cs]. [Online]. Available: <http://arxiv.org/abs/2202.08975>

- [40] J. A. H. López, M. Weyssow, J. S. Cuadrado, and H. Sahraoui, “AST-Probe: Recovering abstract syntax trees from hidden representations of pre-trained language models,” Sep. 2022, arXiv:2206.11719 [cs]. [Online]. Available: <http://arxiv.org/abs/2206.11719>
- [41] J. E. Hopcroft, R. Motwani, and J. D. Ullman, *Introduction to Automata Theory, Languages, and Computation (3rd Edition)*. USA: Addison-Wesley Longman Publishing Co., Inc., 2006.
- [42] V. Belle and I. Papantonis, “Principles and Practice of Explainable Machine Learning,” 2020, arXiv: 2009.11698. [Online]. Available: <http://arxiv.org/abs/2009.11698>
- [43] C. Molnar, G. Casalicchio, and B. Bischl, “Interpretable Machine Learning – A Brief History, State-of-the-Art and Challenges,” no. 01, pp. 1–15, 2020, arXiv: 2010.09337. [Online]. Available: <http://arxiv.org/abs/2010.09337>
- [44] S. Gholizadeh and N. Zhou, “Model Explainability in Deep Learning Based Natural Language Processing,” Jun. 2021, arXiv:2106.07410 [cs]. [Online]. Available: <http://arxiv.org/abs/2106.07410>
- [45] H. Vasconcelos, G. Bansal, A. Fournay *et al.*, “Generation Probabilities Are Not Enough: Exploring the Effectiveness of Uncertainty Highlighting in AI-Powered Code Completions,” Feb. 2023, arXiv:2302.07248 [cs]. [Online]. Available: <http://arxiv.org/abs/2302.07248>
- [46] M. Chen, J. Tworek, H. Jun *et al.*, “Evaluating Large Language Models Trained on Code,” 2021. [Online]. Available: <http://arxiv.org/abs/2107.03374>
- [47] C. Watson, N. Cooper, D. Nader-Palacio *et al.*, “A systematic literature review on the use of deep learning in software engineering research,” *CoRR*, vol. abs/2009.06520, 2020. [Online]. Available: <https://arxiv.org/abs/2009.06520>
- [48] M. Brunsfeld, A. Hlynyskiy, P. Thomson *et al.*, “tree-sitter/tree-sitter: v0.20.8,” Apr. 2023. [Online]. Available: <https://doi.org/10.5281/zenodo.7798573>
- [49] D. N. Palacio, N. Cooper, A. Rodriguez *et al.*, “Toward a theory of causation for interpreting neural code models,” 2023.
- [50] J. Pearl, M. Glymour, and N. P. Jewell, *Causal Inference in Statistics, A Primer*, 2016.
- [51] J. Pearl, *Causality: models, reasoning, and inference*, 2009.
- [52] J. Pearl and D. Mackenzie, *The book of why: The New Science of Cause and Effect*, 2018.
- [53] A. Sharma, V. Syrgkanis, C. Zhang, and E. Kıcıman, “DoWhy : Addressing Challenges in Expressing and Validating Causal Assumptions,” 2021.
- [54] “Bigquery dataset.” [Online]. Available: <https://cloud.google.com/bigquery>
- [55] Anonymous, “Interpretingcodegeneration,” <https://anonymous.4open.science/r/InterpretingCodeGeneration-75E4/>, 2022.
- [56] L. Gao, S. Biderman, S. Black *et al.*, “The pile: An 800gb dataset of diverse text for language modeling,” 2020.
- [57] S. Lu, D. Guo, S. Ren *et al.*, “Codexglue: A machine learning benchmark dataset for code understanding and generation,” *CoRR*, vol. abs/2102.04664, 2021.
- [58] E. Nijkamp, B. Pang, H. Hayashi *et al.*, “Codegen: An open large language model for code with multi-turn program synthesis,” 2023.
- [59] T. Wolf, L. Debut, V. Sanh *et al.*, “Transformers: State-of-the-art natural language processing,” in *Proceedings of the 2020 Conference on Empirical Methods in Natural Language Processing: System Demonstrations*. Online: Association for Computational Linguistics, Oct. 2020, pp. 38–45. [Online]. Available: <https://www.aclweb.org/anthology/2020.emnlp-demos.6>
- [60] A. Paszke, S. Gross, F. Massa *et al.*, “Pytorch: An imperative style, high-performance deep learning library,” in *Advances in Neural Information Processing Systems* 32, H. Wallach, H. Larochelle, A. Beygelzimer *et al.*, Eds. Curran Associates, Inc., 2019, pp. 8024–8035. [Online]. Available: <http://papers.neurips.cc/paper/9015-pytorch-an-imperative-style-high-performance-deep-learning-library.pdf>
- [61] E. Nijkamp, B. Pang, H. Hayashi *et al.*, “A conversational paradigm for program synthesis,” *arXiv preprint*, 2022.