

Randomized algorithms for precise measurement of differentially-private, personalized recommendations

Allegra Laro, Yanqing Chen, Hao He, Babak Aghazadeh

Apple

{allegra_latimer, yanqing_chen2, hao_he2, baghazadeh}@apple.com

Abstract

Personalized recommendations form an important part of today’s internet ecosystem, helping artists and creators to reach interested users, and helping users to discover new and engaging content. However, many users today are skeptical of platforms that personalize recommendations, in part due to historically careless treatment of personal data and data privacy. Now, businesses that rely on personalized recommendations are entering a new paradigm, where many of their systems must be overhauled to be privacy-first. In this article, we propose an algorithm for personalized recommendations that facilitates both precise and differentially-private measurement. We consider advertising as an example application, and conduct offline experiments to quantify how the proposed privacy-preserving algorithm affects key metrics related to user experience, advertiser value, and platform revenue compared to the extremes of both (private) non-personalized and non-private, personalized implementations.

1 Introduction

Personalized recommendations form an important part of today’s internet ecosystem, helping to connect artists and creators with consumers. Allowing the specific tastes and preferences of each user to influence their recommendation can improve the experience of all parties: creators can efficiently reach more interested users, and users receive a curated experience in which relevant content is shown. However, personalization has often historically come at a hefty price: user privacy. To know which recommendations users are most likely to engage with, sophisticated digital tracking infrastructures have emerged, whereby large amounts of personal information are stored and processed without users’ explicit knowledge or consent (Toubiana et al. 2010). Recently, regulations, such as GDPR and CCPA, have been passed to protect users, requiring more stringent treatment of privacy by businesses.

Personalized recommendations should not have to come at the cost of privacy. Already, many tools are being developed to support private ML—private federated learning can be used to train private models on data that stays on users’ devices (McMahan et al. 2017; Abadi et al. 2016), and private federated measurement can be used to measure feedback

from ML systems (McMillan et al. 2022; Erlingsson, Pihur, and Korolova 2014). However, approaches to differentially-private measurement involve the addition of noise to the measured aggregates. For many applications, this approach suffices; however, in certain cases, measured statistics are critical to the business. For example, an on-demand content (e.g., music, television, video, or movies) application must know how many times a piece of content was played to be able to pay the content creator appropriately. Similarly, a digital advertising platform must know how many times an ad was shown to be able to charge the advertiser appropriately. Beyond content recommendation, entities like the U.S. Census Bureau also encounter statistics which must be measured without the addition of noise, which they term “invariants” (inv 2020). Thus, standard approaches to private measurement via noise addition do not suffice for many applications.

In this work, we posit that there need not be a trade-off between measurement precision and the protection of any private data used in the personalized recommendation process (though the trade-off remains with respect to the privacy of engagement metrics). In particular, we propose a differentially-private approach to personalized recommendations that protects this data by adding noise to the recommendation process itself, i.e., in deciding which piece of content to show, rather than subsequently in the measurement process. By removing noise from measurement, the platform is able to pay (charge) content creators (advertisers), maintain records of payment events, and provide statistics to creators (advertisers), even those with relatively low traffic, all with exact precision. Additionally, the inclusion of noise in the recommendation process yields added “exploration” benefits, which are particularly useful in partial feedback settings like recommender systems. Non-deterministic selection rules facilitate more advanced counterfactual simulation using log data, improvements in model training by reducing selection bias, and possibly even improvements in long-term user experience by surfacing more diverse recommendations.

2 Background and related work

2.1 Personalized content recommendation and data types

Personalized content recommendation generally follows a pattern similar to that shown in Figure 1 (see, e.g., Covington,

arXiv:2308.03735v1 [cs.CR] 7 Aug 2023

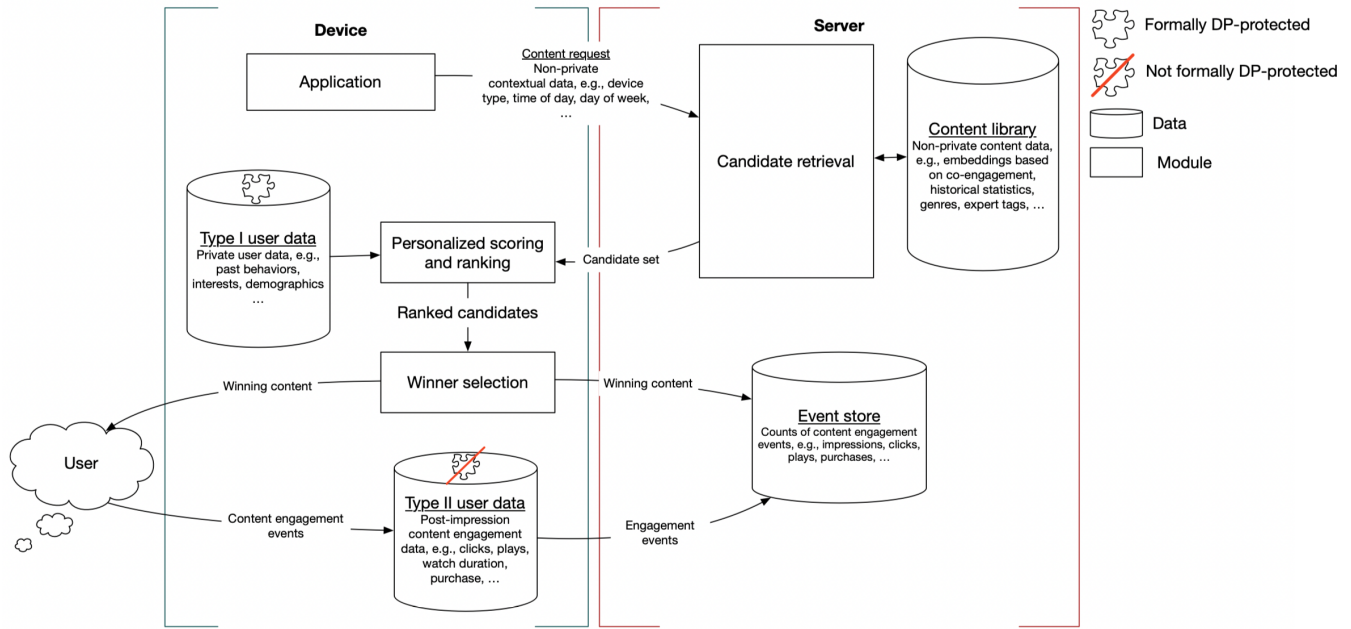


Figure 1: Data flow for private, personalized recommendations.

Adams, and Sargin 2016; Cheng et al. 2016; Yan 2021). First, a content request to the server initiates a lookup or candidate retrieval step, in which lower-powered, more efficient ML models perform a coarse selection of relevant candidates from a possibly very large content library. Personal data is generally not used at this stage due to the large content library size and latency requirements. After a smaller, more manageable set of candidates has been chosen from the content library, a more precise ranking step occurs, in which higher-powered models and possibly personal data are used to get more accurate predictions of engagement behaviors. Note that this step is often done at the server, but can also be on device, as is depicted. After the content candidates are ranked, the top d candidates (where d is the number of placements available to fill) are surfaced to the user. After this, any user engagement events are recorded and sent to the server.

We consider two types of user data that are relevant to personalized recommendations. Type I is the personal data (i.e., user features) used to personalize the content shown. Type II data consists of any post-recommendation user engagement behaviors, including both immediate content engagement behavior, such as clicks, as well as more specific downstream behaviors such as play durations for a music or video platform, ad conversions for an ad platform, or purchase completion for an e-commerce platform. It is important to consider privacy protections for both types of data, as they are each potentially sensitive in nature. The algorithm we will discuss in this work aims to provide formal privacy protections on Type I data only, but we note that Type II data may often also need to be collected.

In addition to these two types of user data, certain non-user data is also integral to content selection. This data is

generally not subject to privacy constraints, and can include a) contextual information, such as device type, time of day or day of week; and b) features of the available contents, such as an item’s historical engagement statistics (clicks, watches, likes, etc.), genre, expert tags, or other metadata.

Key requirements Recommender systems are often found in two- or even three-sided marketplaces that must support the needs of both content creators and users, as well as those of the platform (e.g., revenue and compliance). Below, we identify five key requirements of a successful personalized recommendations platform:

1. User privacy. We break user privacy into three distinct components, following (Bonawitz et al. 2021):
 - (a) Consent/transparency: Content should only be personalized for users who have explicitly opted in.
 - (b) Data minimization: The amount of data persisted at central servers should be reduced to be only what is needed.
 - (c) Data anonymization: An assurance that protected data cannot be “leaked,” e.g., during the collection of downstream signals.
2. User experience. Highly relevant and engaging content is recommended to users.
3. Billing and financial compliance. Clear records of payment events and reasons for the payment amount are persisted at a central server.
4. Creator experience. Content creators can easily reach and connect with relevant audiences.
5. Platform revenue. The platform is able to generate enough revenue for its business.

2.2 Achieving user privacy in personalized recommendation

Consent/transparency Consent and transparency are achieved by obtaining explicit, opt-in consent from users before processing their data to personalize their recommendation experience. Taking advertising as an example, a prompt might appear the first time a user engages with an ad placement, asking if they would like their data to be used to personalize the ads they are shown.

Data minimization For Type I data (features used for personalization), we can achieve data minimization by leaving all of the features used for personalization (e.g., user embeddings and historical content interaction behaviors) on the user’s device. This data can be accessed during training using federated learning techniques, such as FedAvg (McMahan et al. 2017). The data will also need to be accessed at inference time as inputs to the (on-device) production personalization model.

Similarly, data minimization can be achieved for Type II data (post-selection user engagement behaviors) by leaving the raw engagement data at the device and only collecting necessary summary statistics (e.g., the total number of clicks per piece of content).

Data anonymization Differential privacy (DP) is becoming the de facto standard for ensuring data anonymization; among other benefits, it provides provably strong protection against several risks such as reconstruction, membership inference, and linkage attacks (Dwork, Roth et al. 2014). A mechanism M is ϵ -differentially private if, for any pair of adjacent databases, D and D' , and all possible sets of outputs S of M (Dwork et al. 2011):

$$\frac{P(M(D) \in S)}{P(M(D') \in S)} \leq \exp(\epsilon). \quad (1)$$

We first turn our attention to Type I data. We note that, even if the data minimization steps described in the previous section are imposed, this user data may be leaked in the following ways:

1. Through the trained model’s parameters.
2. Through the content selected during serving.
3. Through the payment amount for the selected content.

We focus on differentially-private mitigations to these risks. To begin, established methods exist to mitigate risk 1, for example, by using private federating learning variants, such as DP-SGD, in which gradients are clipped and noised before transmission to a server (Abadi et al. 2016). However, risks 2 and 3 are more problematic—in settings where payments are involved, exact records of which content was selected, and, possibly, whether it was engaged with (depending on the payment model) and its payment amount (if context-dependent) are critical so that content creators (advertisers) can be paid (charged) appropriately. This means that DP noise cannot be added to certain key measured aggregates, as might be the obvious approach, e.g., following (Erlingsson, Pihur, and Korolova 2014).

2.3 Randomized algorithms for differentially-private recommendations

Randomized Response Randomized Response (RR) is one of the oldest differentially-private techniques in the literature, dating back to surveys conducted by Warner (1965). The algorithm instructs survey respondents to flip a weighted coin before answering a potentially sensitive question. If the coin returns heads, they should answer the question truthfully. However, if the coin returns tails, they should select a response uniformly at random from those available. Originally developed for the binary-choice, survey setting, it can be easily extended to the personalized recommendation setting where there are a choices (e.g., a pieces of content to choose from) and the “truth” is the choice with the highest private score. A piece of content with private score, s_i , is drawn from the following probability distribution:

$$p_i = \begin{cases} \frac{e^\epsilon}{a - 1 + e^\epsilon} & \text{if } s_i = \operatorname{argmax}_i s_i \\ \frac{1}{a - 1 + e^\epsilon} & \text{otherwise.} \end{cases} \quad (2)$$

Considered in this light, we see that this algorithm is equivalent to “epsilon-greedy” in the bandits and reinforcement learning literature, named as such because with probability $(1 - \epsilon_{RL})$ the algorithm “greedily” chooses the highest scoring item from a set, while with probability ϵ_{RL} it explores, choosing an ad from the set uniformly at random. The natural link between RR and epsilon-greedy was previously noted by (Hannun et al. 2019). Note the clash of notations; from here on, we will use ϵ exclusively to refer to the privacy parameter of differential privacy.

Report (Select) Noisy Max Another common set of ϵ differentially-private randomized algorithms are the “Report Noisy Max” family (Algorithm 1). These algorithms generally follow the format in which noise drawn independently from a random distribution is added to each choice’s private score to achieve a noisy score. Then, the choice with the highest noisy score is reported. Often, Report Noisy Max is applied in central DP problems: for example, if one wishes to know the most common disease in a healthcare database, Report Noisy Max would entail 1) counting the number of instances of each disease, 2) adding noise to the count of each disease in the database and 2) reporting the candidate whose noisy score was highest to the analyst. In our case, we will use these algorithms to provide local (rather than central) ϵ -DP, and, furthermore, we will not “report” but rather “select” the noisy max.

Algorithm 1: Select Noisy Max

Input: Set of choices, A , with private scores, s , and sensitivity, Δ
for content i in set A **do**
 $s_{i, \text{noisy}} = s_i + N(\frac{\epsilon}{2\Delta})$
end for
Return: $\operatorname{argmax}_i s_{i, \text{noisy}}$

Relative to RR, Select Noisy Max (SNM) algorithms possess an additional parameter: the sensitivity, Δ , defined as the maximum possible amount that private information can alter any score. When the private scores have high variability, the sensitivity can be reduced in several ways. One possibility is to scale the private scores of the candidates per decision, e.g.:

$$s_{scaled} = \frac{(s - \min(s))}{(\max(s) - \min(s))}. \quad (3)$$

However, this approach may be suboptimal if informative non-private scores are available for each candidate. In this case, the amount by which the private scores can change relative to the public scores may be clipped. When this is done, the private score used by the algorithm is the clipped score:

$$s_{clipped} = \max\left(\min\left(s_{public} + \frac{\Delta}{2}, s\right), s_{public} - \frac{\Delta}{2}\right), \quad (4)$$

where s_{public} is the score without private information. While efficient in the presence of reasonably predictive non-private scores and low ϵ , this approach has the undesirable quality of not converging to the non-private limit as $\epsilon \rightarrow \infty$.

Common choices for N , the noise distribution, include Gumbel, Exponential, and Laplace noise. When Gumbel noise is added, the probability distribution has a simple formula:

$$p_i = \frac{\exp(s_i \times \frac{\epsilon}{2\Delta})}{\sum_j \exp(s_j \times \frac{\epsilon}{2\Delta})}. \quad (5)$$

This variant is also known as the Exponential Mechanism (McSherry and Talwar 2007), and is equivalent to “soft-max” or “Boltzmann” exploration in the bandits and reinforcement learning literature (see, e.g., Sutton and Barto 2018). Recently, it was shown that Report Noisy Max with exponential noise has a higher expected utility than the exponential mechanism for the same privacy parameter ϵ (Ding et al. 2021; McKenna and Sheldon 2020). Therefore, we focus on exponentially-noised SNM in our experiments.

3 Algorithm

We write out our full proposed algorithm in Algorithm 2. The algorithm can be decoupled into a few steps:

1. Server-side scoring and candidates retrieval. Initially, a recommendation opportunity (e.g., the user navigating to a page on their device) begins the process. At the server, all eligible candidates are scored using the non-private context, c_{server} , $\{1, \dots, k, \dots, K\}$. The non-private context is any non-user-specific information that the server has to help in the first stage content retrieval process. For example, a search term, the local environment (such as what else is on the page, where on the page this content would be shown, what song is currently playing, etc), contextual knowledge about time of day, day of week, time of year, or knowledge about what is currently trending. Additionally, there is non-private information about each piece of content specifically, such as its genre, expert tags or labels, and historical population-wide engagement statistics (e.g., click rate, watch rate, skip rate, etc.).

Algorithm 2: Differentially-private, personalized recommendation.

INPUT: Server (non-private) context c_{server} , device (private) context c_{device} . Parameters: score cutoff, γ ; privacy parameter, ϵ ; (possibly) clipping bound, $\frac{\Delta}{2}$.

Server executes:

for each eligible candidate in $r_1 \dots r_k \dots r_K$ **do**
 $s_k^{server} \leftarrow \text{getServerScore}(r_k, c_{server})$

end for

$\vec{P} \leftarrow \text{getPrices}(\overrightarrow{S^{server}})$

$r_1 \dots r_b \dots r_B \leftarrow \text{getBagOfContents}(\overrightarrow{S^{server}}, \gamma)$

Return $r_1 \dots r_b \dots r_B$ to device

Client executes:

for each candidate in $r_1 \dots r_b \dots r_B$ **do**

$s_b^{device} \leftarrow \text{getPrivateScore}(r_b, c_{server}, c_{device})$

end for

$r_{chosen} \leftarrow \text{randomSelect}(\overrightarrow{S^{device}}, \epsilon, \frac{\Delta}{2})$ // e.g., RR or SNM

Server observes: r_{chosen} and any engagement events, E

Server pays or charges: p_{chosen}

getBagOfContents($\overrightarrow{S^{server}}, \gamma$):

bag = [] // Initialize empty bag

for s_i in $\overrightarrow{S^{server}}$ **do**

if $s_i \geq \max(\overrightarrow{S^{server}}) \times (1 - \gamma)$ **then**

bag += r_i

end if

end for

return bag

2. Server-side ranking. Candidates are ranked according to their score, s^{server} . If payment amounts can depend on the context (as in advertising), a set of non-private prices, \vec{P} , which depend on $\overrightarrow{S^{server}}$, may also be calculated and persisted.
3. Server-side bag of contents selection. Next, the set of eligible candidates is optionally reduced to a smaller set to be sent to the device; this reduced set we call the “bag of contents.” This step is important for managing communication costs; too large of set sizes will result in dropped requests and time-outs. As we will see in Section 4.3, it can also have a benefit for privacy in approaches where the amount of noise required is proportional to the signal dimensionality, like randomized response. Our approach for optionally reducing the set size is fairly straightforward. We first identify the highest scoring candidate, $\max(\overrightarrow{S^{server}})$, where $\overrightarrow{S^{server}} := [s_{server,1}, \dots, s_{server,k}, \dots, s_{server,K}]$. Then, to ensure candidates with sufficiently high scores are sent to the device, we define a cutoff parameter, γ , and send only candidates with s_{server} higher than $(1 - \gamma) \times \max(\overrightarrow{S^{server}})$. This cutoff parameter, γ , significantly impacts the different metrics considered in this paper and is studied explicitly in Section 4.3.

4. On-device winner selection. When the bag of contents reaches the device, the device calls `getPrivateScore` to get private scores for each candidate. Finally, a random algorithm (`randomSelect`), which could be, e.g., RR or SNM chooses the content to show based on the private scores.
5. Payment. At the end of this process, the server observes (without noise) the selected content (and possibly downstream engagement metrics if they are relevant to payment, such as “play duration” or “click”) and pays (charges) the content creator (advertiser) appropriately.

4 Evaluation

4.1 Methods

To evaluate our proposed algorithm, we consider the digital advertising setting. In particular, we assume a second-price, pay-per-click auction format, in which advertisers specify their bids per click, b_{click} , and ads are scored according to their bid per impression opportunity, b_{imp} . Thus, the scores in this setting are $s^{server} = b_{imp}^{server} = bid_{click} \times pClick_{server}$ and $s^{device} = b_{imp}^{device} = bid_{click} \times pClick_{device}$, where $pClick_{device}$ and $pClick_{server}$ are the modeled probabilities of an impression on this ad resulting in a click, conditioned on either both device (private) and server data or only server data, respectively. Note that, while this choice for the score, s , is standard in digital auctions, s could easily be a different metric, e.g., one that accounts for long-term revenue effects or a quality score in a pure recommendation setting.

In the second-price auction format, the payment amounts are context-dependent. We choose to remove private information from pricing to avoid privacy leakage via price observation (Appendix A). Therefore, the price each candidate would pay if it won the impression and received a click is calculated as $price_r = bid_{r+1} \times \frac{pClick_{r+1,server}}{pClick_{r,server}}$, where the subscript r represents the candidate’s server (non-private) rank.

We conduct our experiments on two datasets, a public Alibaba dataset and an internal dataset derived from our search ads auctions. Details for these datasets are given in Appendix F.

To evaluate our approach, we consider click-through rate to measure user experience, surplus to measure advertiser (creator) experience, and revenue to measure platform experience. In general, we must approximate surplus because we do not know advertisers’ truthful valuations for clicks. In the public Alibaba dataset, in which the advertiser’s bids are not included as part of the data release, we assume that advertiser’s click valuations are proportional to the price of the item being advertised. In the internal dataset, where we do have bids, we assume that advertisers are bidding “truthfully,” which would be the dominant strategy in the second-price auction format. Additionally, in the internal dataset, we do not know counterfactual click values and thus must approximate them; to do so, we follow the “direct method” and use $pClick_{device}$ to estimate clicks. Therefore, our metric definitions are as follows:

- Click-through-rate (CTR): $\frac{m}{n} \approx \sum_{i=1}^n pClick_{device,i}$,

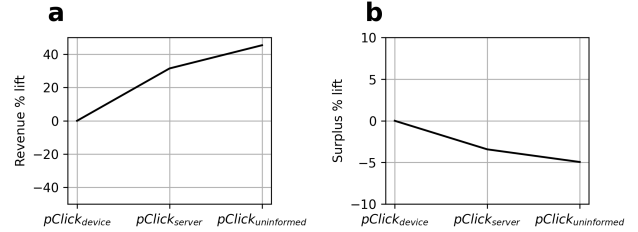


Figure 2: Effects of removing information from the $pClick$ model on the internal dataset. Lifts are relative to the full-information ($\epsilon = \infty$) auction setting.

- Advertiser surplus: $\sum_{i=1}^m (v_i - p_i) \approx \sum_{i=1}^n (b_i - p_i) \times pClick_{device,i}$,
- Platform revenue: $\sum_{i=1}^m p_i \approx \sum_{i=1}^n p_i \times pClick_{device,i}$,

where m is the total number of clicks, n is the total number of impressions (which we consider to be equal to the number of ad requests/opportunities for the purpose of this work), p_i is the price of a click on the i^{th} ad, v_i is the amount that the i^{th} advertiser values a click on their ad, $pClick_{i,device}$ is the estimated $pClick$ for the internal data, and the real (0/1) logged click for the Taobao dataset, and b_i is the real click bid for the internal dataset and the item price times a proportionality constant for the public dataset. We note that these are offline simulations only, and we ignore any monetary advertiser budget constraints; i.e., advertisers are assumed to have infinite budget. Code to reproduce all experiments is available at: <https://github.com/apple/ml-dprecs>.

4.2 Research questions

Our goal in the proceeding experiments is to gain insight into the following questions:

1. What are the effects of removing private information from pricing?
2. How sensitive are our key metrics to the privacy parameter, ϵ , and how does the choice of randomized algorithm (RR and variants of SNM) affect the results?
3. What is the effect of decreasing the number of choices sent to device via the cutoff, γ ?

4.3 Results

Effects of removing private information from pricing

First, we examine the effects of removing personalized user information from pricing. To isolate the pricing effects from differences in ad selection, we use a greedy (non-private) selection mechanism and set $\gamma = 1$, such that the best candidate will always be chosen (CTR is unaffected). We then compare the setting in which $pClick_{device}$ is used initially for pricing to one where $pClick_{server}$ is used. We observe (Figure 2) a large increase in platform revenue relative to the using private data to price, which comes at a direct cost to advertisers (lower surplus). That removing information from the $pClick$ model would have such a large effect on revenue and surplus initially surprised us, so we conducted

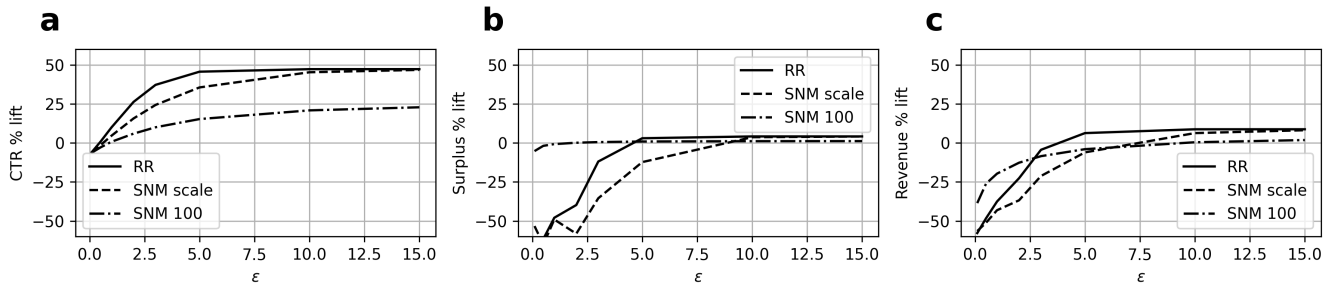


Figure 3: Effects of the privacy parameter, ϵ on (a) CTR, (b) surplus and (c) revenue for SNM with either scaling or clipping bound = 100 and RR on the internal dataset. (d)-(f) show the effects of changing the clipping bound in SNM.

an additional experiment, in which an uninformed *pClick* model (that predicts the global CTR average for each candidate) is used. Indeed, we observe the trend continue for the naive model. In fact, this observation is consistent with previous works (Levin and Milgrom 2010; Hummel and McAfee 2016; De Corniere and De Nijs 2016; Bergemann and Bonatti 2011), which we discuss further in Appendix G.

Comparison of RR and SNM Next, we examine the effects of using RR or SNM as a function of the local privacy parameter, ϵ , and, if applicable, the clipping bound (we consider both the “clipped” and the “scaled” variants of SNM). Our results are shown in Figure 3. We see that, for low values of ϵ , SNM with clipping can outperform RR. However, at these low values of ϵ , neither mechanism succeeds in outperforming the un-personalized baseline (the lift is negative). At higher values of ϵ (less privacy), we see that the trend shifts and RR begins to outperform SNM (both clipping and scaling). Notably, SNM with clipping plateaus before reaching the no-privacy limit because the clipping mechanism bounds the effects of private information. The dominance of RR over SNM surprised us, so we analyzed their performance on smaller samples of real and synthetic scores in Appendix E. We find that in cases where a) the private score distribution is extreme and b) more candidates are available, SNM outperforms RR. Thus, we note that the mechanisms’ relative performance is likely to be quite data-dependent.

Given these results, we conclude that purely local DP mechanisms may not have sufficient utility for private, personalized recommendation. The amounts of noise at e.g., $\epsilon = 1$ are so high that our metrics are worse than the non-personalized baseline. However, pairing this technique with a privacy amplification approach (Appendix B) could facilitate the user of higher local ϵ values. In this regime, RR appears to be the more appropriate randomized algorithm for this application. Choosing RR with $\epsilon = 5$, for example, yields significant increases in metrics relative to the unpersonalized baseline and approaches the performance of the fully personalized (non-private) case. Therefore, we conclude that applying RR with intermediate ϵ values in a setting that ensures only aggregated or anonymized local reports are released could provide a sufficient privacy-utility trade-off for the business (more details in Appendix B). Additionally, we note

that this analysis ignores the benefits of non-deterministic content selection in subsequent model training, where it may, e.g., be an effective counter against selection bias and covariate shift.

Effects of decreasing content set size We next examine the effects of changing the size of the set of contents sent to device for RR with $\epsilon = 5$, which we enforce by the cutoff parameter, γ , as in Algorithm 2 (Figure 4). We observe that the metrics pass through an optimum at an intermediate value near $\gamma = 0.8$, which we justify as a trade-off between recall and privacy. At low cutoff parameters (low content set sizes), the process is limited by recall—the set of ads sent to the device is less likely to contain the most optimal candidate given the private data. At high cutoff parameters (large set sizes), the process is limited by the decreasing probability density on the greedy candidate in the RR mechanism, as can be seen in Equation 2.

Results on internal data To determine the robustness of our conclusions in a different setting, we also conduct our experiments on an internal dataset from our search ads business (see Appendix Figures 8, 9, and 10). We see similar results with a few exceptions. First, the trend in pricing remains: the less accurate the *pClick* model, the higher the prices (Figure 8). Second, RR still outperforms SNM at higher values of ϵ (Figure 9(a-c)). The main difference is in the CTR metric, for which SNM was never dominant in the Alibaba dataset. In the internal dataset, we now see a crossover in RR vs SNM performance for CTR as well as revenue and surplus. We explore the differences in more detail in Appendix H.

5 Conclusion

To summarize, we find that differentially-private content recommendation via randomized algorithms can achieve reasonable utility at intermediate levels of epsilon (e.g., $\epsilon = 5$). Paired with a hybrid DP measurement approach, the total privacy loss of the system could be reduced while maintaining the same utility and, importantly, allowing for precise measurement. For the datasets we studied, RR was found to outperform SNM at relevant privacy levels. However, we also found the relative performance to be heavily dependent on score distribution, the presence of informative public

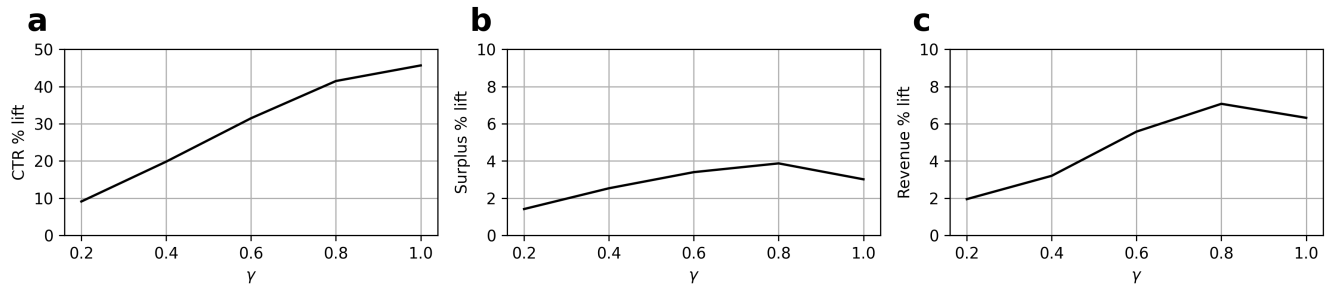


Figure 4: Effects of the changing the cutoff parameter, γ , on (a) CTR, (b) surplus and (c) revenue on the internal dataset.

scores, and the number of choices available in the personalized ranking stage. Therefore, we recommend considering both algorithms when approaching a new application.

6 Limitations and future work

The two exploration algorithms considered in this work select recommendations based only on the point estimates of their private scores. The bandits literature goes far beyond this relatively naive approach to regret minimization. Instead of selecting based on the point estimates alone, it is often more effective to include the uncertainty in the estimates as well. For example, a choice with just a few previous observations compared to a choice with thousands of previous observations might be worth exploring more, even if they both have the same predicted utility. Therefore, DP variants of techniques like upper confidence bound (Lai, Robbins et al. 1985; Auer, Cesa-Bianchi, and Fischer 2002; Agrawal 1995) and Thompson sampling (Thompson 1933) would be worthwhile to explore in the future. Additionally, we focus only on the differential privacy of the personal data used during the ad selection process (Type I data). Providing formal differential privacy to Type II data (i.e., post-impression user-ad engagement data, such as whether the user clicked or converted), is an important area for future study.

References

2020. Invariants Set for 2020 Census Data Products. <https://www.census.gov/programs-surveys/decennial-census/decade/2020/planning-management/process/disclosure-avoidance/2020-das-updates/2020-11-25.html>. Accessed: 2023-02-24.
- Abadi, M.; Chu, A.; Goodfellow, I.; McMahan, H. B.; Mironov, I.; Talwar, K.; and Zhang, L. 2016. Deep learning with differential privacy. In *Proceedings of the 2016 ACM SIGSAC conference on computer and communications security*, 308–318.
- Agrawal, R. 1995. Sample mean based index policies by $\log(n)$ regret for the multi-armed bandit problem. *Advances in Applied Probability*, 27(4): 1054–1078.
- Auer, P.; Cesa-Bianchi, N.; and Fischer, P. 2002. Finite-time analysis of the multiarmed bandit problem. *Machine learning*, 47(2): 235–256.
- Bergemann, D.; and Bonatti, A. 2011. Targeting in advertising markets: implications for offline versus online media. *The RAND Journal of Economics*, 42(3): 417–443.
- Bonawitz, K.; Kairouz, P.; McMahan, B.; and Ramage, D. 2021. Federated Learning and Privacy: Building privacy-preserving systems for machine learning and data science on decentralized data. *Queue*, 19(5): 87–114.
- Cheng, H.-T.; Koc, L.; Harmsen, J.; Shaked, T.; Chandra, T.; Aradhye, H.; Anderson, G.; Corrado, G.; Chai, W.; Ispir, M.; et al. 2016. Wide & deep learning for recommender systems. In *Proceedings of the 1st workshop on deep learning for recommender systems*, 7–10.
- Cheu, A.; Smith, A. D.; Ullman, J. R.; Zeber, D.; and Zhilyaev, M. 2018. Distributed Differential Privacy via Mixnets. *CoRR*, abs/1808.01394.
- Corrigan-Gibbs, H.; and Boneh, D. 2017. Prio: Private, robust, and scalable computation of aggregate statistics. In *14th USENIX symposium on networked systems design and implementation (NSDI 17)*, 259–282.
- Covington, P.; Adams, J.; and Sargin, E. 2016. Deep neural networks for youtube recommendations. In *Proceedings of the 10th ACM conference on recommender systems*, 191–198.
- De Corniere, A.; and De Nijs, R. 2016. Online advertising and privacy. *The RAND Journal of Economics*, 47(1): 48–72.
- Ding, Z.; Kifer, D.; Steinke, T.; Wang, Y.; Xiao, Y.; Zhang, D.; et al. 2021. The permute-and-flip mechanism is identical to report-noisy-max with exponential noise. *arXiv preprint arXiv:2105.07260*.
- Dwork, C.; McSherry, F.; Nissim, K.; and Smith, A. 2011. Differential privacy—a primer for the perplexed. In *Joint UN-ECE/Eurostat work session on statistical data confidentiality*, 11.
- Dwork, C.; Roth, A.; et al. 2014. The algorithmic foundations of differential privacy. *Foundations and Trends® in Theoretical Computer Science*, 9(3–4): 211–407.
- Edelman, B.; and Ostrovsky, M. 2007. Strategic bidder behavior in sponsored search auctions. *Decision support systems*, 43(1): 192–198.
- Erlingsson, Ú.; Feldman, V.; Mironov, I.; Raghunathan, A.; Talwar, K.; and Thakurta, A. 2018. Amplification by Shuffling: From Local to Central Differential Privacy via Anonymity. *CoRR*, abs/1811.12469.

- Erlingsson, Ú.; Pihur, V.; and Korolova, A. 2014. Rap-
por: Randomized aggregatable privacy-preserving ordinal
response. In *Proceedings of the 2014 ACM SIGSAC confer-
ence on computer and communications security*, 1054–1067.
- Gai, K.; Zhu, X.; Li, H.; Liu, K.; and Wang, Z. 2017. Learning
piece-wise linear models from large scale data for ad click
prediction. *arXiv preprint arXiv:1704.05194*.
- Hannun, A. Y.; Knott, B.; Sengupta, S.; and van der Maaten,
L. 2019. Privacy-preserving contextual bandits.
- Hovanness, B. 2018. Sold, for more than you should have
paid! *hearts-science.com*.
- Hummel, P.; and McAfee, R. P. 2016. When does improved
targeting increase revenue? *ACM Transactions on Economics
and Computation (TEAC)*, 5(1): 1–29.
- Lai, T. L.; Robbins, H.; et al. 1985. Asymptotically efficient
adaptive allocation rules. *Advances in applied mathematics*,
6(1): 4–22.
- Levin, J.; and Milgrom, P. 2010. Online advertising: Hetero-
geneity and conflation in market design. *American Economic
Review*, 100(2): 603–607.
- McKenna, R.; and Sheldon, D. R. 2020. Permute-and-Flip: A
new mechanism for differentially private selection. *Advances
in Neural Information Processing Systems*, 33: 193–203.
- McMahan, B.; Moore, E.; Ramage, D.; Hampson, S.; and
y Arcas, B. A. 2017. Communication-efficient learning of
deep networks from decentralized data. In *Artificial intelli-
gence and statistics*, 1273–1282. PMLR.
- McMillan, A.; Javidbakht, O.; Talwar, K.; Briggs, E.; Chatzi-
dakakis, M.; Chen, J.; Duchi, J.; Feldman, V.; Goren, Y.; Hesse,
M.; et al. 2022. Private Federated Statistics in an Interactive
Setting. *arXiv preprint arXiv:2211.10082*.
- McSherry, F.; and Talwar, K. 2007. Mechanism design via
differential privacy. In *48th Annual IEEE Symposium on
Foundations of Computer Science (FOCS'07)*, 94–103. IEEE.
- Pan, S.; Kitts, B.; Zhou, T.; He, H.; Shetty, B.; Flores, A.;
Gligorićević, D.; Pan, J.; Mao, T.; Gultekin, S.; et al. 2020.
Bid Shading by Win-Rate Estimation and Surplus Maximiza-
tion. *arXiv preprint arXiv:2009.09259*.
- Rafieian, O.; and Yoganasimhan, H. 2021. Targeting and
privacy in mobile advertising. *Marketing Science*, 40(2):
193–218.
- Roughgarden, T. 2016. *Twenty lectures on algorithmic game
theory*. Cambridge University Press.
- Sayedi, A. 2018. Real-time bidding in online display adver-
tising. *Marketing Science*, 37(4): 553–568.
- Shariff, R.; and Sheffet, O. 2018. Differentially private con-
textual linear bandits. *Advances in Neural Information Pro-
cessing Systems*, 31.
- Shen, W. 2017. DeepCTR: Easy-to-use, Modular and Ex-
tensible package of deep-learning based CTR models. <https://github.com/shenweichen/deepctr>.
- Sutton, R. S.; and Barto, A. G. 2018. *Reinforcement learning:
An introduction*. MIT press.
- Thompson, W. R. 1933. On the likelihood that one unknown
probability exceeds another in view of the evidence of two
samples. *Biometrika*, 25(3-4): 285–294.
- Tianchi. 2018. Ad Display/Click Data on Taobao.com.
- Toubiana, V.; Narayanan, A.; Boneh, D.; Nissenbaum, H.;
and Barocas, S. 2010. Adnostic: Privacy preserving targeted
advertising.
- Warner, S. L. 1965. Randomized response: A survey tech-
nique for eliminating evasive answer bias. *Journal of the
American Statistical Association*, 60(309): 63–69.
- Yan, Z. 2021. System Design for Recommendations and
Search. *eugeneyan.com*.
- Zhang, W.; Kitts, B.; Han, Y.; Zhou, Z.; Mao, T.; He, H.; Pan,
S.; Flores, A.; Gultekin, S.; and Weissman, T. 2021. MEOW:
A Space-Efficient Nonparametric Bid Shading Algorithm.
In *Proceedings of the 27th ACM SIGKDD Conference on
Knowledge Discovery & Data Mining*, 3928–3936.
- Zhou, G.; Zhu, X.; Song, C.; Fan, Y.; Zhu, H.; Ma, X.; Yan,
Y.; Jin, J.; Li, H.; and Gai, K. 2018. Deep interest network
for click-through rate prediction. In *Proceedings of the 24th
ACM SIGKDD international conference on knowledge dis-
covery & data mining*, 1059–1068.
- Zhou, T.; He, H.; Pan, S.; Karlsson, N.; Shetty, B.; Kitts, B.;
Gligorićević, D.; Gultekin, S.; Mao, T.; Pan, J.; et al. 2021.
An efficient deep distribution network for bid shading in first-
price auctions. In *Proceedings of the 27th ACM SIGKDD
Conference on Knowledge Discovery & Data Mining*, 3996–
4004.

A Differentially-private approaches to pricing in advertising

In certain settings, the payment amount is dependent on the private scores and context. For example, in the many digital advertising settings where “truthful” auction mechanisms are employed (e.g., second-price and Vickrey-Clarke-Groves), the price charged for an ad will depend on the other candidates and their scores. Specifically, in a second price auction in which advertisers specify their bids per click, the price an ad will pay if a click is observed (in a pay per click model) is $price_r = bid_{r+1} \times \frac{pClick_{r+1}}{pClick_r}$, or $price_r = bid_{r+1} \times pClick_{r+1}$ if an impression is observed in a pay-per-impression model, where the subscript represents candidates’ rank. $pClick_r$ is the probability of a click on the r^{th} candidate. The $pClick$ terms arise because advertisers are bidding on clicks, which are events downstream of the platform’s decision: which ad to show in an open ad slot. If the ad has no lower ranked ads below it, it will pay a “reserve” price, specified by the auction platform. Ads with bids lower than the reserve price will not be eligible for selection.

Clearly, $pClick_r$ is influenced by private user data and poses a risk of data leakage, and thus the price also poses this risk. Additionally, the price will contain information regarding the ordering of candidates (i.e., which candidate was the price setter) through the bid_{r+1} term, which is known by the ad server and transmitted to the device for use is private ranking. Therefore, if the payment amount in such a setting is revealed in the clear, there is significant risk of privacy loss. While privacy risks related to payment will be application-specific, we considered several possibilities for approaches to private pricing in the advertising setting:

1. First-price auction mechanisms
2. Price using noisy $pClick$ values
3. Price without private data

We choose to use approach 3 in our algorithm (price without private data), and we detail the reasons for our choice in the following subsections.

A.1 First-price auction mechanisms

Since 2018, major display ad auctions are shifting from second-price auction to first-price auctions. There are several reasons for this wider adoption of first-price auction, including the widespread growth of header bidding, and increased demand for transparency and accountability (Hovaness 2018). The first-price auction format has a unique advantage when it comes to protecting user privacy: the price charged for an observed click is always equal to the winner’s bid, mitigating the risk of information leakage. However, the downside to first-price auctions is well-known in the literature; first-price auctions encourage “non-truthful” bidding behaviors, in which advertisers’ bids do not reflect their values (Roughgarden 2016). Additionally, first-price auctions incentivize bidder to shade their bids to improve their returns (Zhou et al. 2021; Pan et al. 2020; Zhang et al. 2021), which could lead to unstable marketplaces (Edelman and Ostrovsky 2007). Thus, to avoid bidders’ strategic behaviors such as bid shading and maintain market stability, we choose not to use first-price auction in our algorithm.

A.2 Price using noisy $pClick$ values

Another option to anonymize ad prices is to use noisy $pClick$ values during pricing. The SNM family of ad selection algorithms lend themselves to this approach, as the selection mechanism relies on noisy scores. However, by Jensen’s inequality, the ratio of two independently noised quantities will be biased, leading to higher prices paid on average. Additionally, revealing the noisy score would incur additional privacy loss, and for algorithms that do not rely on noising the private score, such as RR, private pricing would require a separate randomized algorithm.

A.3 Price without private data

In the final option we consider, ads could be ranked and priced based on non-private data only. This ranking would not be used to select the final ad (ad selection would be based on private scores), but the winning ad (if clicked) would be charged the price from the non-private score ranking. We opt to use this approach (pricing without private data) in our algorithm, as it does not have the downsides of unsteady marketplace equilibria or price bias. In Section 4.3, we explore the implications of this choice on pricing.

B Privacy amplification

Note that if a strong enough local differential privacy parameter is chosen, then the selected content can be measured directly and linked to any corresponding requests, minimally affecting the overall platform ecosystem. However, requiring strong local DP guarantees can significantly degrade user, creator, and platform experience by reducing marketplace efficiency. Because recommendation platforms will generally be concerned with aggregate rather than granular statistics, it is possible to increase the utility of the process while maintaining privacy by applying a model for differential privacy that ensures only aggregated or anonymized local reports are released. In such models, a small amount of noise can be applied in the local process (normally during measurement, but in our case during the recommendation process) and subsequently amplified during the aggregate measurement process (Cheu et al. 2018; Erlingsson et al. 2018) via shuffling. For example, a Prio-like secure aggregation system could provide aggregate statistics (Corrigan-Gibbs and Boneh 2017) with higher overall DP guarantees by masking which device

sent which event without adding more noise. Thus, in our setting, the measured aggregates would still be precise. Note that such an approach will require that the selected content be measured without being linkable to the content requests from which it originated.

C Regret bounds

It has been previously proven that differentially-private contextual multi-armed bandits will have linear regret if they must protect the privacy of the present action being taken (due to the dependence of the best action on the private context) (Shariff and Sheffet 2018). A notion of “joint” differential privacy was proposed to resolve this that achieves sub-linear regret bounds, but we note that this relaxation does not fit our use case, in which a third party (e.g. the platform) will observe the output of the algorithm. The intuition is straightforward: a DP requirement on the selected action will mean that there is a minimum probability density enforced on each action for all time—contrary to the typical assumption in bandits literature, gaining more certainty about a “bad” action’s quality will not always mean being able to reduce its selection probability in the private setting.

D Digital ads overview

Search ads placements are generally keyword-based auctions, in which advertisers can bid for specific search terms. When a user issues a search from their device, the ad platform retrieves the set of all advertisers actively bidding on this (and possibly other related) search terms. Next, relevance models are used to evaluate each ad for its relevance, and any advertisers bidding on search terms not relevant to their product are removed. Finally, an auction is run to select the final ad (or possibly ads if multiple slots exist) to show. In general, the auction ranks eligible ads by the amount they are willing to pay for their ad to be shown in the available slot (possibly also mixing in predictors of long-term revenue). In a bid-per-impression auction, this means ads are simply ranked by their bids. However, many auctions are bid-per-click or even bid-per-conversion. In these cases, bids must be converted to units of dollars per impression using predictive models, either $pClick$ (probability of click given an impression) or $pConv$ (probability of conversion given an impression) models. Finally, the top d -ranked ads are selected to be shown in the d available ad slots. We focus on bid-per-click single-slot ads auctions, meaning the ad with the highest product of bid and $pClick$ is the winner. If the ad is shown, the advertiser will be charged. The amount they are charged is dependent on the pricing mechanism (e.g., first or second price). Pricing is discussed in more details in Section A.

E Deep dive into relative performance of RR and SNM

In Figure 5, we sample 6 auctions from the Alibaba dataset and show the relative performance (expected values using $pClick_{device}$) of RR, scaled SNM and clipped SNM compared to the greedy non-private case and the greedy non-personalized baselines. The left column shows auctions with relatively few candidates (3). Here, we see that RR is the clear winner at all values of ϵ . However, the right column shows auctions with more candidates (10 or more). Here, clipped SNM can outperform RR at very low ϵ , but it barely improves on the non-personalized baseline and can be catastrophically bad if the public scores are less informative (2nd row). In the 3rd row, we show examples where using the public scores already suffices to choose the best candidate; for 3 candidates, RR is best for all ϵ , and for 10 candidates, clipped SNM is best for all ϵ .

Next, in Figure 6, we compare RR and SNM’s performance on synthetically generated scores. From our previous analysis, we hypothesize that both the score distribution as well as the number of choices available will affect which algorithm is most performant. For this analysis, we ignore the possibility of informative public scores and used scaled SNM. We sampled 100 sets of scores from the four specified distributions and plot the mean expected value of each method and shade +/- one standard deviation. We observe that as candidate set sizes (number of choices) increase, the relative performance of randomized response degrades, as we would expect given the functional dependence of RR but not SNM on a . We do also see effects of different score distributions—at smaller candidate sizes, RR outperforms scaled SNM when the scores are sampled from a uniform distribution, but SNM outperforms RR at small epsilons when scores are sampled from a weighted Bernoulli (a more extreme distribution).

F Dataset details

F.1 Alibaba (Taobao) dataset

The Alibaba Dataset is a public dataset collected from the online display advertising traffic logs in Alibaba (Tianchi 2018). A total of 1,140,000 users are sampled from the website of Taobao for 8 days of ad display / click logs with a total of 26 million records.

We use the following 3 tables: `raw_sample`, `ad_features`, and `user_profile`. The `raw_sample` table contains user-ads interaction records, including user ID, timestamp, adgroup ID, scenario ID and click log. The `ad_features` table includes information for each ad, such as the item it is advertising, its category and its price. The `user_profile` table contains user-related features like gender information, age level, consumption grade, shopping level, student tag, city level wealth tag, etc. This dataset is typically used to predict the probability of clicking on an ad when impressed based on user’s history shopping behavior (CTR / pClick prediction), as in (Zhou et al. 2018; Gai et al. 2017).

The Taobao dataset does not naturally have auction candidates, bids, or pClick values. To get $pClick_{device}$, we use the model from (Zhou et al. 2018) and consider all user features to be private (i.e., only available on the device). To get $pClick_{server}$, we

train a FNN model that does not include user features. We use the DeepCTR library for training the pClick models (Shen 2017). To simulate ads auctions, we assume that all ads with identical userid and timestamp are candidates in a single-slot auction. To approximate bids, we assume that the prices of the items being advertised are proportional to the amount the advertisers would value a click on their ad, and thus set click-bids to be proportional to the prices of the advertised items. Finally, we set the reserve price equal to the minimum bid.

F.2 Internal data

The internal dataset is derived from real search ads auctions logs. Our auctions are a second price, bid-per-click or bid-per-conversion auction format.¹ We sampled approximately 750k auction logs from a two week period in November 2022. For each auction, we collected the set of advertisers who were active in that auction, and we artificially limited the set to the 15 top-ranked candidates. For each advertiser, we collected their click-bid (the maximum amount they specified they were willing to pay per click) and two modeled pClick estimates. The first pClick estimate, which we use for $pClick_{server}$ in our simulations, has only ad and context features (e.g., the query, the country, and the historical statistics for this ad type, advertiser, creative, etc); the second pClick estimate, which we use for $pClick_{device}$, also includes several coarse demographic features of the user, such as their age range and gender. These coarse user features are available at the server in our current production system for users who have opted into personalized advertising, but we assume in our simulations that we would want to store and process them privately on-device.

G Effects of pClick model accuracy on pricing in second-price pay-per-click ads auctions

A review of the existing literature in this area generally supports the finding that increased targeting in advertising can lower equilibrium prices (Levin and Milgrom 2010; Hummel and McAfee 2016; De Corniere and De Nijs 2016; Bergemann and Bonatti 2011).² This effect is attributed to market thinning—for example, in the extreme case in which each consumer will buy only one item and each advertiser has complete information, there would be only one bidding advertiser per consumer, and thus no competition or price support (Hummel and McAfee 2016). To extend from targeting to the present case of pClick accuracy, Rafieian and Yoganarasimhan 2021 prove that they are in fact equivalent, with the control over targeting granularity simply moving from the advertiser to the platform. As previously noted (De Corniere and De Nijs 2016; Rafieian and Yoganarasimhan 2021), this result suggests that advertising platform incentives may be aligned with user privacy. However, we note that it is also directly at odds with advertiser incentives who will experience lower return on ad spend.

H Comparison of results on the Taobao and internal dataset

We hypothesize that the more pronounced dominance of RR in the Alibaba dataset occurs due to two key differences between the datasets. First, the distributions of candidates per auction in the two datasets are quite different. In the Alibaba dataset, on average, there are only 4 candidates per auction, which is significantly less than the internal dataset. We know that RR will have higher expected utility as the number of candidates decreases (Equation 2), so it makes sense that RR would generally be more dominant in the Alibaba dataset.

Second, we would expect that in search (internal dataset) vs display (Alibaba dataset) advertising, the information gain from $pClick_{server}$ to $pClick_{device}$ should be relatively smaller; in search ads, $pClick_{server}$ is already informed by the search term, which is a strong signal of user intent. This hypothesis also explains the difference we see in the behavior in Figure 4 compared to our internal data (Figure 10): the process appears to be much more limited by recall in the Alibaba data, meaning it is generally better to send more items to the device. Indeed, we find that, if we consider the distribution of $|pClick_{device} - pClick_{public}|$ for our internal dataset compared to the Alibaba dataset, the median of the Alibaba dataset is more than 100% higher than that of the internal dataset.

Given these observations, we modify the Alibaba dataset to be more similar to the internal dataset and observe the changes in CTR trends for RR vs SNM. To modify the number of candidates per auction, we split the dataset into three groups based on the cumulative distribution function of candidate frequencies (Figure 11): auctions with three or fewer candidates, between three and ten candidates, and ten or more candidates. Next, to modify the information gain between $pClick_{server}$ and $pClick_{device}$, we mix varying fractions of $pClick_{server}$ into $pClick_{device}$ to achieve a new $pClick_{device}$ that is more similar to the server estimate:

$$pClick_{device} = \alpha \times pClick_{device} + (1 - \alpha) \times pClick_{server}. \quad (6)$$

We show the resulting $|pClick_{device} - pClick_{server}|$ histograms in Figure 12, and the results of using these modified $pClick_{device}$ values in the ads auctions are shown in Figure 13. We observe that, both as the number of candidates per auction grows (columns) and as $pClick_{device}$ gets closer to $pClick_{server}$ (rows), SNM with clipping becomes more dominant at small ϵ , similar to the internal dataset.

¹For more details on search advertising, see Appendix D.

²Conditional on a static reserve price; (Sayedi 2018) demonstrate that these effects can often be negated by appropriate reserve price modifications.

I Supporting figures

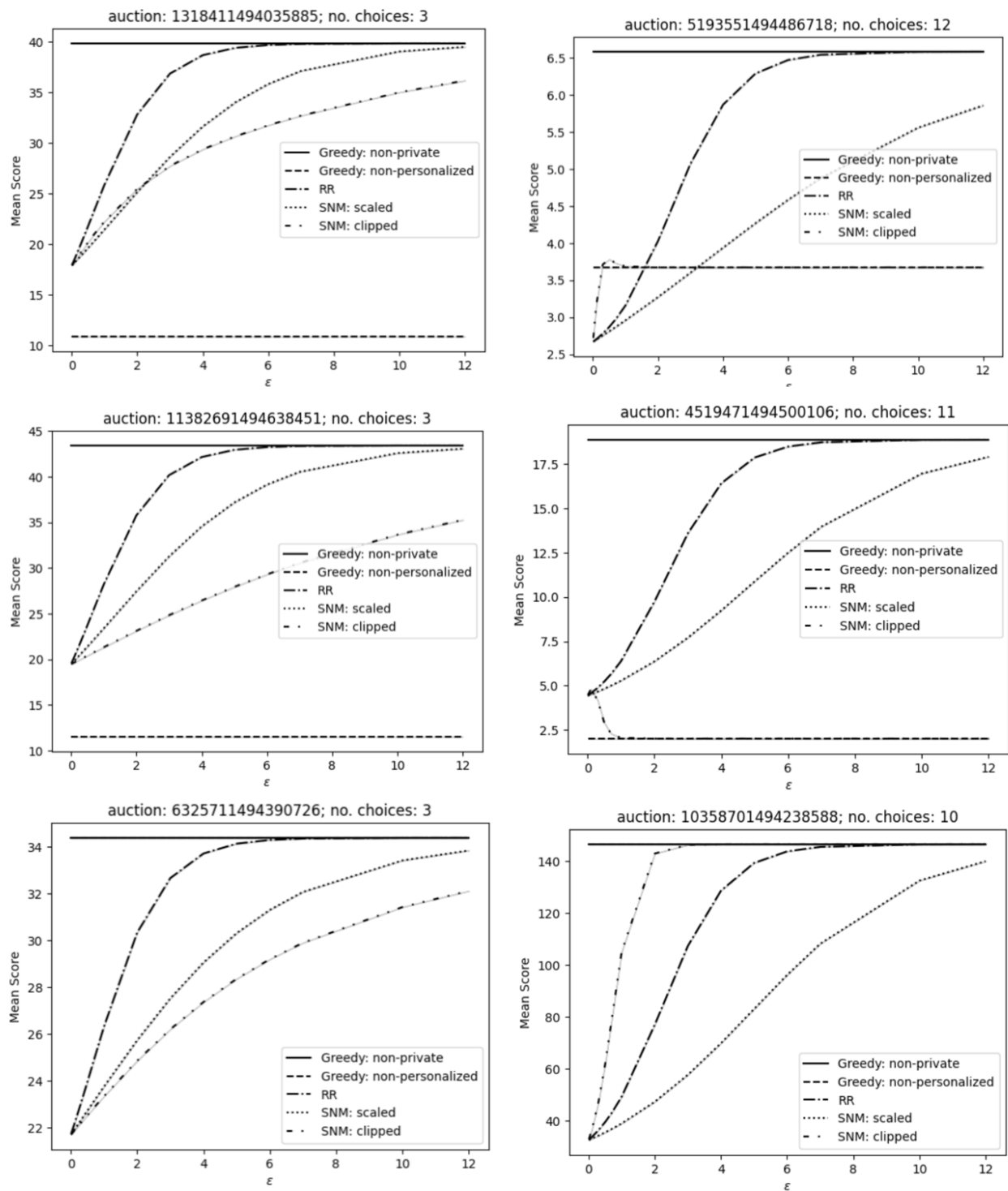


Figure 5: Comparison of the performance of RR, scaled SNM with Gumbel noise, and clipped SNM with Gumbel noise on a set of samples from the Taobao dataset. The auction ids are the concatenation of the timestamp and the user ID in the original dataset. The no. choices are the number of candidates available to choose from. The mean score is the value of each mechanism in expectation.

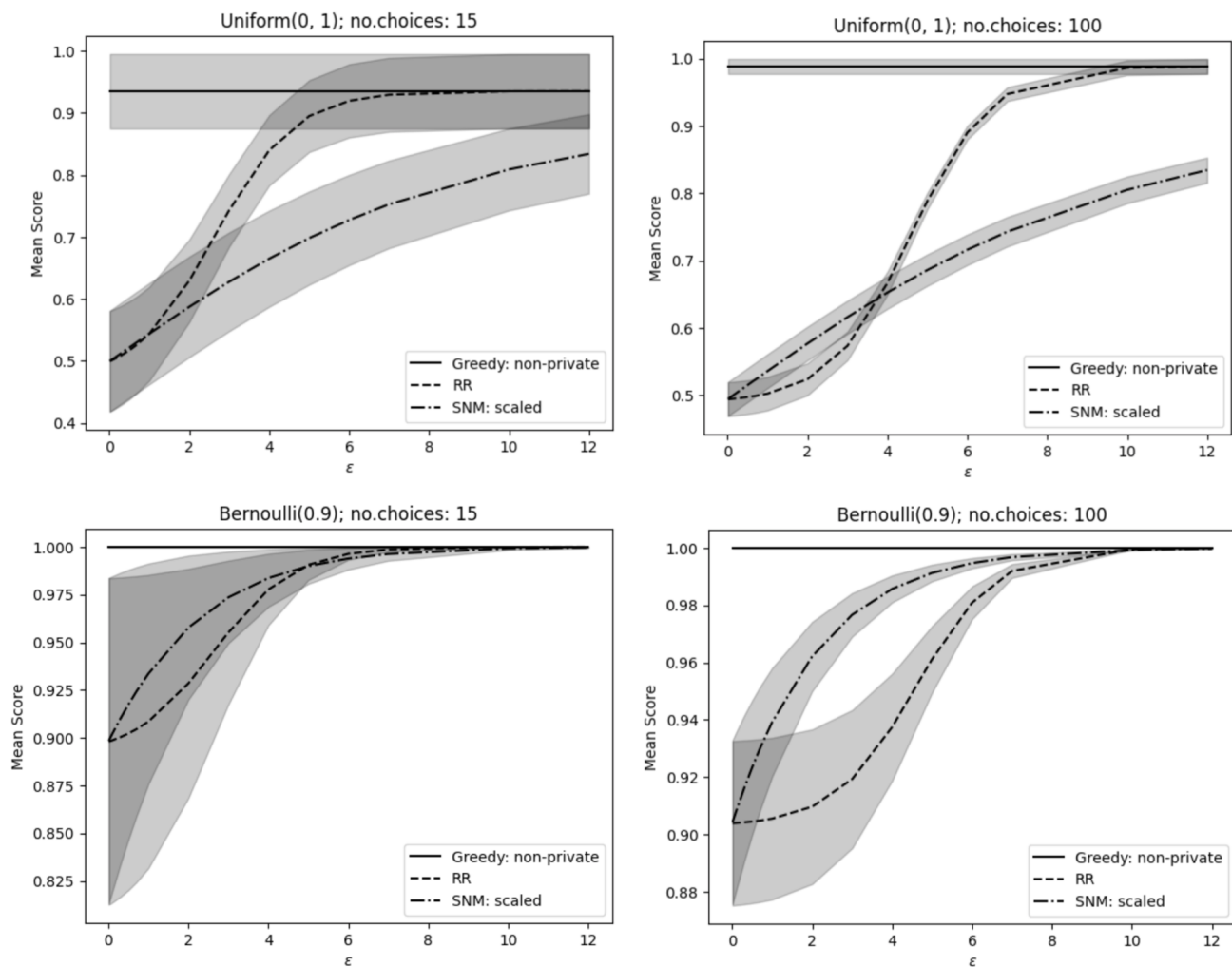


Figure 6: Comparison of the performance of RR vs scaled SNM for synthetic data. Synthetic scores are generated 100 times, and shaded region shows one standard deviation in realized score. a) 15 candidate scores are sampled from a uniform distribution, b) 100 candidate scores are sampled from a uniform distribution, c) 15 candidates scores are sampled from a binomial distribution with $p = 0.9$, d) 100 candidate scores are sampled from a binomial distribution with $p = 0.9$.

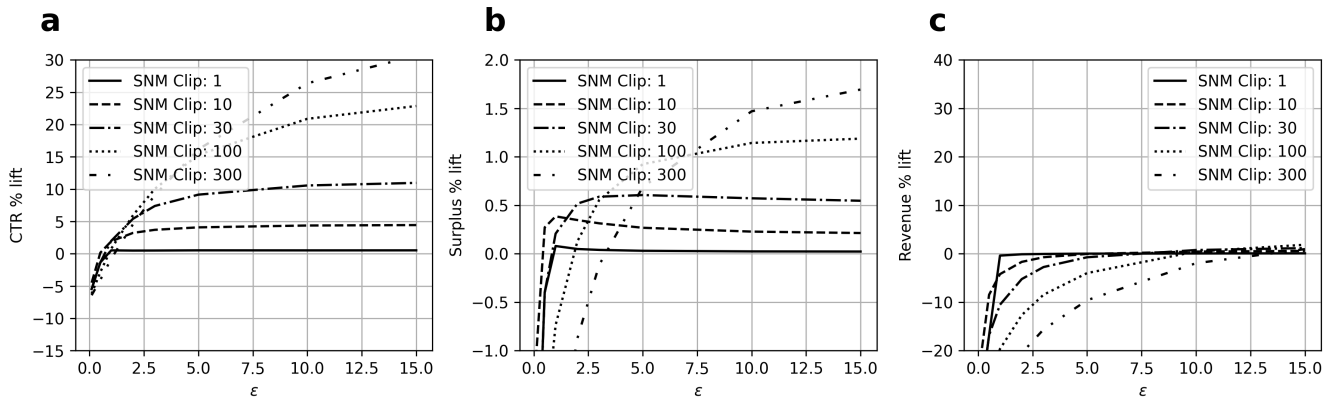


Figure 7: Effects of changing the clipping bound in the SNM mechanism on the Taobao dataset.

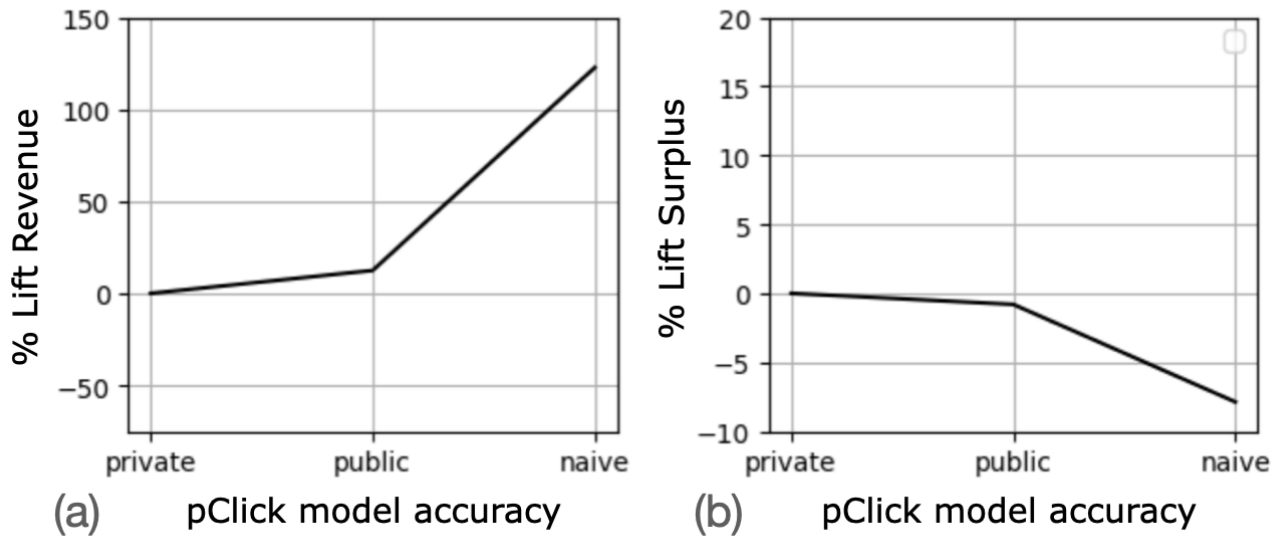


Figure 8: Effects of the changing the *pClick* model accuracy on platform revenue and advertiser surplus on the internal dataset.

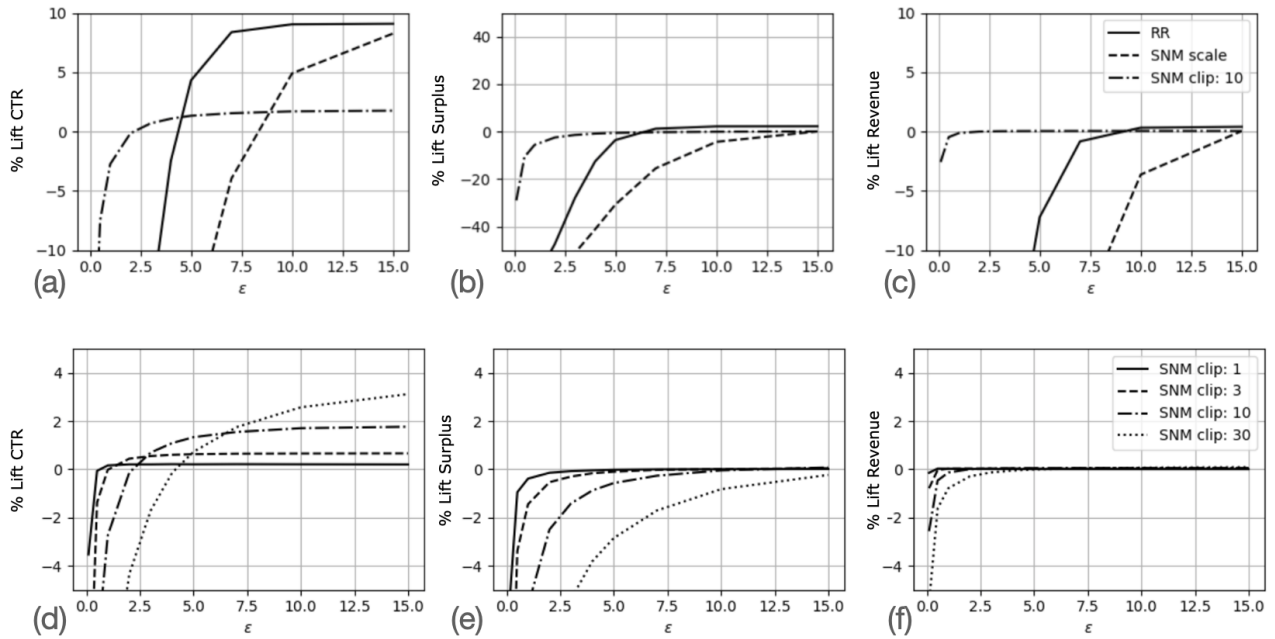


Figure 9: Effects of the privacy parameter, ϵ on (a) CTR, (b) surplus and (c) revenue for RR and SNM with clipping bound = 10 on the internal dataset. (d)-(f) show the effects of changing the clipping bound in SNM.

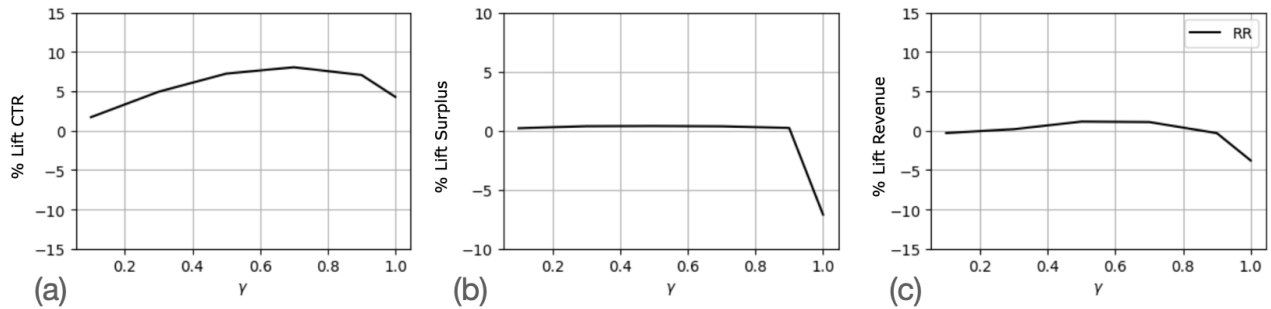


Figure 10: Effects of the changing the cutoff parameter, γ on (a) CTR, (b) surplus, and (c) revenue on the internal dataset.

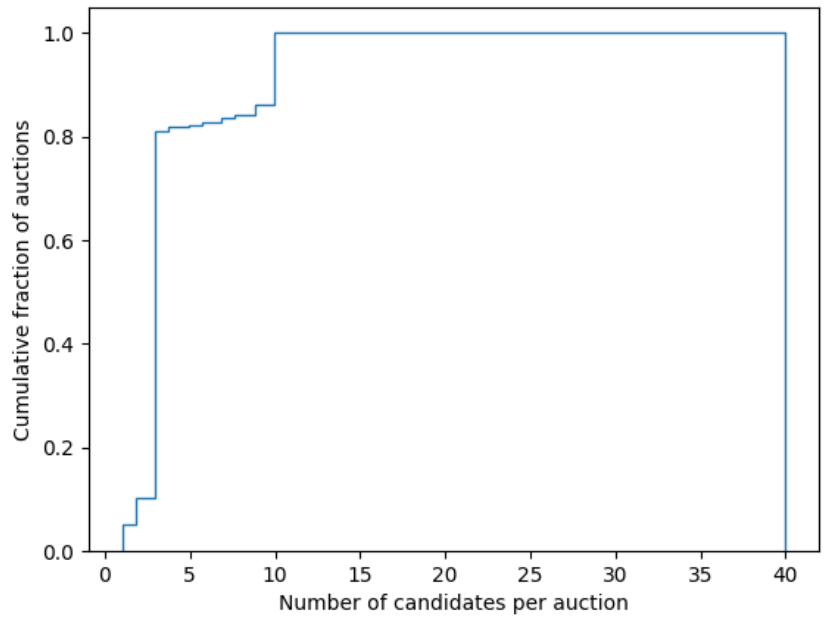


Figure 11: Cumulative distribution function of the number of candidates per auction in the public dataset.

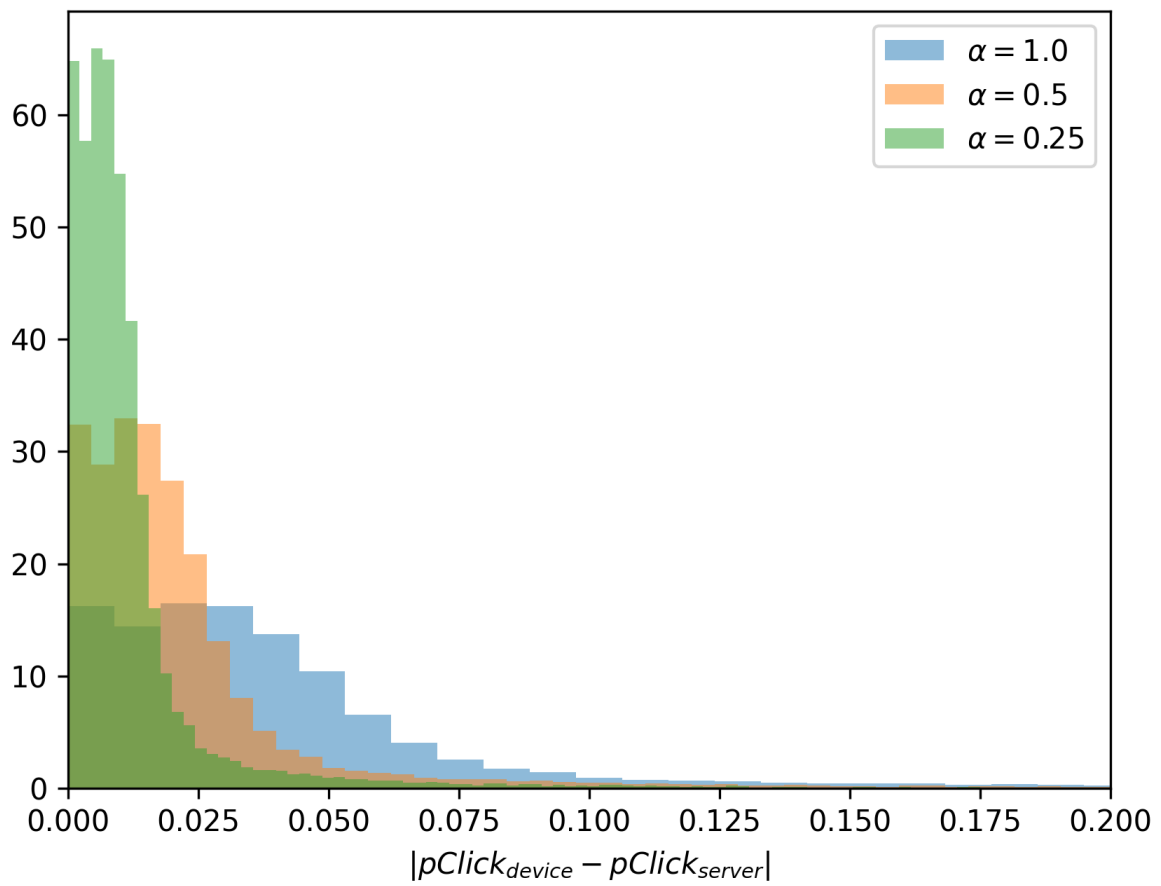


Figure 12: The distribution of $|pClick_{device} - pClick_{server}|$ resulting from mixing in server pClick scores as in Equation 6.

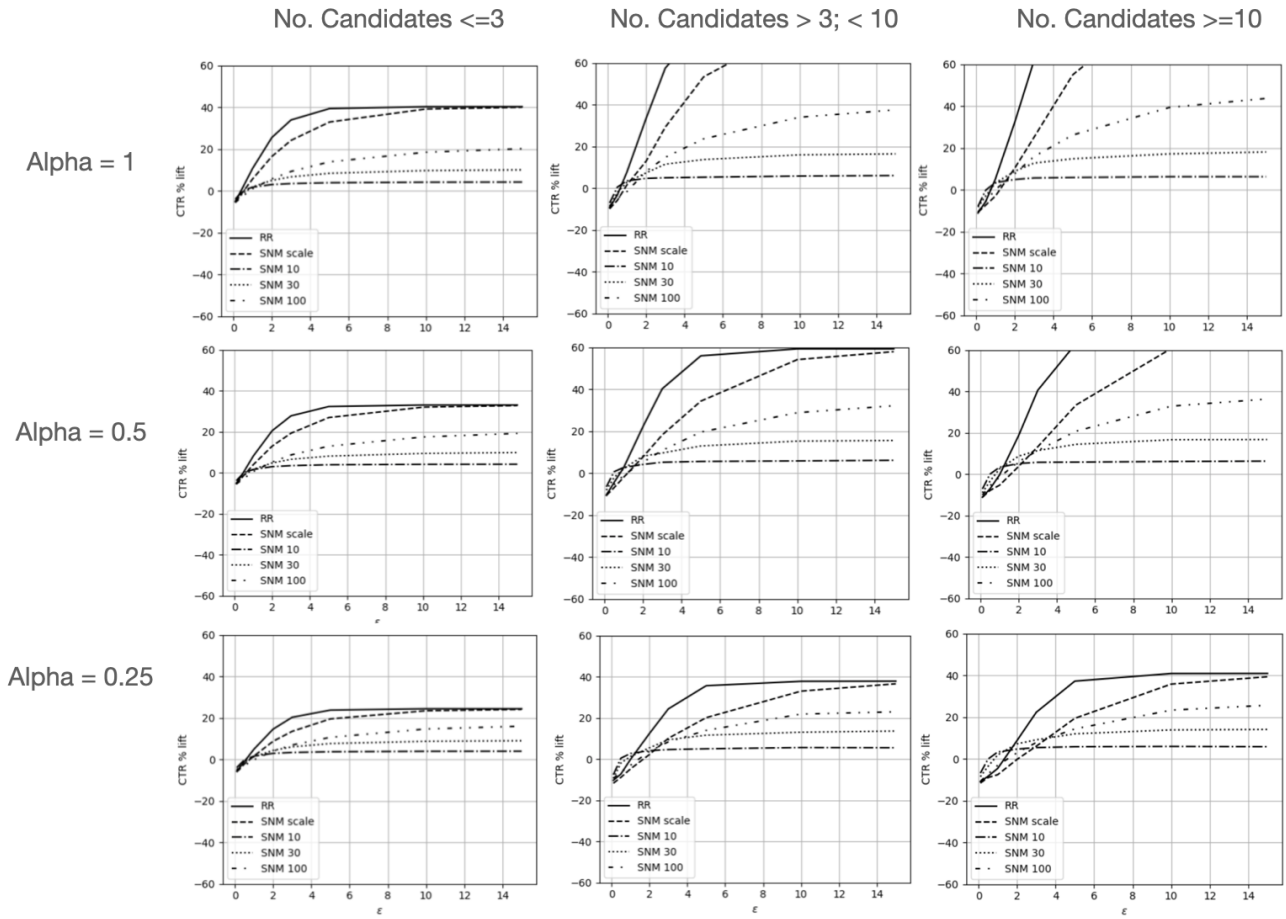


Figure 13: Effects on CTR of varying the number of candidates per auction (columns) and the similarity of server and device pClick scores (rows). Decreasing α means more similarity.