

# How Good Are SOTA Fake News Detectors?

Matthew Iceland

University of Rochester  
miceland@u.rochester.edu

## Abstract

Automatic fake news detection with machine learning can prevent the dissemination of false statements before they gain many views. Several datasets labeling news statements as legitimate or false have been created since the 2016 United States presidential election for the prospect of training machine learning models. We evaluate the robustness of both traditional and deep state-of-the-art models to gauge how well they may perform in the real world. We find that traditional models tend to generalize better to data outside the distribution it was trained on compared to more recently-developed large language models, though the best model to use may depend on the specific task at hand.

## 1 Introduction

Zhou and Zafarani (2020) broadly defined fake news as news that is false. While the intentions and motivations behind fake news are less well-defined, a key characteristic is that it can be disproven through fact-checking. However, many associate the term, "fake news," with intentional efforts to spread lies. Fake news is a threat to democracy and fair elections, and it is capable of causing significant disruptions in financial markets (Fong, 2021). Automatic detection of false news using state of the art (SOTA) natural language processing techniques would help mitigate its spread and harmful impacts.

While machine learning models are fallible and may label a false story as true or vice-versa, they can automatically filter out many of the stories that humans must manually fact-check. Reducing the number of statements that must be fact-checked is especially important today as social media platforms enable fake news to be generated and spread very easily.

The goal of this study is to evaluate how well different machine learning models may perform

when deployed in the real world. Crucial to strong real-world performance is the capability of fake news detectors to generalize well to data outside the distribution it was trained on. We hope to learn if SOTA models are capable of learning patterns that apply to text outside the dataset it was trained on, or if they just learn nuances specific to the training dataset. We only train machine learning models on article titles or single news statements, yet such information alone may be sufficient to classify fake news with high accuracy and F1 scores.

We would also like to clearly distinguish between how traditional machine learning algorithms, such as Naive Bayes and random forest, perform in comparison to deep language transformers, such as BERT (Devlin et al., 2019). Traditional models have the benefit of being much less computationally expensive and offer more explainability in how they make decisions. Hence, we would like to explore whether the increased complexity and training cost of transformers yields benefits other than higher benchmark performances on existing datasets.

Our three main research questions are as follows:

1. How well do fake news detectors perform on out-of-sample datasets?
2. How accurately can fake news detectors identify neurally generated fake news with similar content but different style from which they were trained on?
3. How do traditional machine learning models perform compared to deep learning models?

Across all of our experiments, deep learning models tend to achieve higher accuracy and F1 scores when classifying fake news within the same distribution it was trained on. However, we find that traditional machine learning models generalize better to out-of-sample datasets and AI-synthesized fake news, though no single model clearly outperforms the others across all of our tests.

## 2 Related Works

Existing studies (Alghamdi et al., 2022; Khan et al., 2021; Abedalla et al., 2019; Gundapu and Mamidi, 2021) indicate that contextual embeddings produced by transformers such as BERT tend to result in higher classification accuracies for fake news datasets than traditional or deep models combined with non-contextual embeddings, such as Word2Vec and GloVe. For example, Alghamdi et al. (2022) reports that a BERT<sub>BASE</sub> with a fully-connected classifier achieves an accuracy of 91.37% on the FakeNewsNet (Shu et al., 2018, 2017a,b) dataset, while the best model using GloVe or Word2Vec embeddings achieved only 82.01% accuracy. Also, Khan et al. (2021) reports that a BERT<sub>BASE</sub> and a RoBERTa<sub>BASE</sub> with a fully-connected classifier each scored an accuracy of 62% on the LIAR (Wang, 2017) dataset for binary classification (i.e. where the "pants-fire", "false", and "barely-true" statements are combined into a single fake category and the "half-true", "mostly-true", and "true" are combined into a single real category) while the best non-transformer model was Naive Bayes with TF-IDF embeddings, reaching an accuracy of 60%.

Aich et al. (2022) compares the importance of different stylistic features (e.g. punctuations, negations, misspelled words), complexity features (e.g. word count and word length), and psychological features (e.g. polarization), in classifying fake news. They create a collection of fake news articles using a generative adversarial network and combine them with 30 real news articles from BuzzFeed. They extract 21 different stylistic, complexity, and psychological features from these articles to train a K nearest neighbor classifier. They find that stylistic features, and specifically the number of misspelled words, out-of-vocabulary words, stopwords, proper nouns, and camel-case words, are most useful for accurate fake news classification.

Hays et al. (2023) evaluates robustness and versatility of state-of-the-art models for the similar task of bot detection. They suggest that SOTA methods for discriminating between bots and humans achieve high accuracies due to limitations in the datasets used to evaluate them. They find that shallow decision trees can often achieve roughly the same accuracy as SOTA methods for existing datasets, and some widely-used datasets can be classified by asking simple yes/no questions, such as whether an account has ever tweeted the

Table 1: The number of true and fake articles in each dataset and their percent train and test splits

Dataset	True	Fake	Train / Test
D1	21,417	23,481	80 / 20
D2	4,507	3,554	75 / 25
D3	9,855	10,387	80 / 20
D4	17,441	5,755	80 / 20
D5	2,061	1,057	80 / 20

word, "earthquake," or liked more than 16 tweets. Furthermore, when training a random forest classifier on each of their studied datasets, it only achieved about 50% accuracy on most out-of-sample datasets. The results of Hays et al. (2023) also raises concerns over the quality of fake news detection datasets, for some are often classified with near-perfect accuracy in past studies. For example, Samadi et al. (2021) achieves accuracies of over 99% on the ISOT Fake News Dataset (Ahmed et al., 2017) using BERT, RoBERTa (Liu et al., 2019), GTP2 (Radford et al., 2018), and Funnel-transformers (Dai et al., 2020) with linear and CNN classifiers.

## 3 Experiment Setup

The datasets and models used in our study are described below. We use five different publicly-available fake news datasets, and we consider six classical machine models and six commonly-used language transformers. All classical models are implemented using the Python sklearn library except for the gradient boosting algorithm, which is implemented with the xgboost library. TF-IDF word embeddings are used because they often work well with traditional algorithms for fake news detection (Mridha et al., 2021). All transformers are implemented with the transformers library, and the classification version of each model is used (e.g. BertForSequenceClassification), which adds a linear classifier on top of the output of the CLS token. All experiments were performed on a system with 64GB of RAM, an Intel Core i9 CPU, and an NVIDIA GeForce RTX 4090 GPU. Our code is available at [https://github.com/miceland2/Fake\\_news\\_detection](https://github.com/miceland2/Fake_news_detection).

### 3.1 Datasets

The ISOT Fake News Dataset (Ahmed et al., 2017) contains about 45 thousand articles, which include both titles and body text. Most of the articles are

about government and politics. The truthful news articles are collected from Reuters.com, and the dishonest news articles come from a variety of websites that were flagged by PolitiFact and Wikipedia as unreliable.

The LIAR dataset (Wang, 2017) contains 12.8 thousand short statements that were collected and manually labeled over a decade; the dataset was released in 2017. The statements come from PolitiFact and consist of roughly an equal amount of Democrat and Republican speakers. The dataset classifies the statements into six categories: pants-fire, false, barely true, half-true, mostly true, and true. LIAR is known to be a rather difficult dataset, for its original paper (Wang, 2017) achieves only 27.4% accuracy using a hybrid CNN trained on the statements combined with other contextual information, such as the subject and speaker. Because we are interested in evaluating models on out-of-sample data, we implement a binary version of the original LIAR dataset, where the "true" and "mostly true" labels are combined into a single truthful category, and the "pants-fire" and "false" labels are combined into a single untruthful category. Entries with the "barely true" or "half true" label are dropped.

Our third dataset (Lifferth, 2018) comes from kaggle and was published in 2018. Entitled "Fake News," it contains about 20 thousand entries which are each labeled as reliable or unreliable. The dataset comes with both a title and body text for each article.

The FakeNewsNet dataset (Shu et al., 2018, 2017a,b) consists of political articles labeled by PolitiFact and entertainment articles evaluated by GossipCop. However, about 22 thousand of the articles in the repository come from GossipCop while only about a thousand come from Politifact. Like the LIAR dataset, the FakeNewsNet entries don't come with full body texts for each statement, but instead a single title that is real or fake.

Our final dataset (Koirala, 2021) contains true and fake news articles related to the topic of COVID-19. The data was collected from December 2019 to July 2020 and manually labeled into three categories: false, partially false, and true. For our binary classification task, the "partially false" and "false" entries are combined into a single category.

In Table 1, we summarize the datasets with their number of true and fake examples as well as the ratio between the sizes of their training and test sets.

For ease of labeling, we refer to the ISOT Fake News dataset as D1, LIAR as D2, the kaggle "Fake News" dataset as D3, FakeNewsNet as D4, and the COVID-19 Fake News dataset as D5. We observe that the first three datasets are roughly balanced in terms of their real/fake news ratio, but D4 and D5 are made up of about 75% and 66% true news, respectively.

### 3.2 Deep Learning Models

We utilize six commonly-used transformers for binary sequence classification. We use the "Base" size for each model below unless otherwise specified, and they are fine-tuned for ten epochs on each of the datasets.

BERT (Devlin et al., 2019), which stands for Bidirectional Encoder Representations from Transformers, was one of the first great successes for the transformer (Vaswani et al., 2017) model in natural language processing. One of the defining mechanisms of the transformer is self-attention, which allows the model to more easily learn long-range dependencies compared to recurrent or convolutional neural networks (Vaswani et al., 2017). Natural language transformers like BERT find the relations between all tokens in the input sequence to generate context-aware word embeddings. For a BERT<sub>BASE</sub>, each of the input tokens is represented as a 768-dimensional vector, computed using 12 layers of 12 self-attention heads each. BERT models are pre-trained in an unsupervised manner using the next sentence prediction (NSP) objective and the masked language model (MLM) objective, which masks some of the input tokens and forces the model to recover their vocabulary id using only their context. BERT models are efficient enough to be fine-tuned on a single GPU.

RoBERTa (Liu et al., 2019) and DebBERTa (He et al., 2021) are improved variations of BERT that also use the MLM pre-training objective and outperform the original model on natural language processing tasks such as GLUE, RACE, and SQuAD. COVID-Twitter-BERT (Müller et al., 2020), also known as CT-BERT, utilizes the BERT<sub>LARGE</sub> architecture but is pretrained on a corpus of 22.5 million tweets specifically about the coronavirus. The maximum sequence length is only 96 instead of 512 for the original BERT model, though this length suffices for virtually all statements in the datasets except four from LIAR, which are excluded from our experiments.

ELECTRA (Clark et al., 2020) is another model based off the BERT architecture that uses a pre-training task called replacement token detection instead of the masked language model. Under this objective, the model learns to discriminate between original and generated tokens in a corrupted sequence. ELECTRA rivals RoBERTa and XLNet in performance but requires much less compute to train.

Finally, XLNet (Yang et al., 2020) is based on a separate transformer architecture from BERT that learns bidirectional contexts through an autoregressive pretraining method. This is meant to overcome BERT’s MLM objective limitation where it assumes the predicted tokens are independent of each other.

### 3.3 Classical Models

Compared to recent deep learning methods for sequence classification, classical machine learning models are much more simple and inexpensive to train. In order to convert each statement into a numerical form, we use TF-IDF word embeddings, which aim to capture the statistical importance of each of the words. We implement TF-IDF embeddings using the `TfidfVectorizer` class from the `sklearn` library, and terms that occur less than ten times in each set of documents are ignored when building the vocabulary. This class computes the TF-IDF of a term  $t$  in document  $d$  using the formula

$$tf(t, d) \times \left[ \log \frac{n}{df(t)} + 1 \right],$$

where  $tf(t, d)$  is the term frequency of term  $t$  in document  $d$ ,  $df(t)$  is the document frequency of term  $t$ , and  $n$  is the number of different documents. The six different classifiers we use with these embeddings are Naive Bayes, support vector machine, adaptive boosting, gradient boosting, random forest, and K nearest neighbor.

Naive Bayes (NB) is a probabilistic classification algorithm that ("naively") assumes the conditional probabilities of each pair of features, given the class label, are independent. For each statement, the algorithm chooses the class label  $y$  that maximizes the expression

$$P(y) \prod_{i=1}^n P(x_i | y),$$

where each  $x_i$  is a feature of the statement. We use multinomial Naive Bayes to estimate the probabilities above.

A support vector machine (SVM) aims to find a optimal hyperplane to separate the data into classes. We use an RBF kernel for our classifier.

Boosting is a general machine learning technique that aims to build a strong model from several weak ones. Adaptive boosting (AdaBoost) sequentially generates weak models by increasing the importances of the missed training examples from the previous model, and more accurate models are given greater weight when voting on the final classification. In our case, each weak model is a decision tree with a depth of one, and a maximum of 50 trees are created before training terminates. Gradient boosting is an algorithm where a weak decision tree is initially created, and new trees are sequentially added to predict the errors of the previous model. XGBoost, which stands for "extreme gradient boosting," is a library that provides an implementation of gradient boosting with regularization to reduce overfitting.

Random forest (RF) is another ensembling method that makes use of voting by several decision trees. Random forest is a bagging algorithm where random samples of the training data are drawn with replacement to train each decision tree. The algorithm makes use of feature randomness to generate a random subset of features for each tree to ensure low correlation between them. We use 100 decision trees with no limit on depth and a minimum of two samples required to split an internal node.

Lastly, K nearest neighbor (k-NN) operates off the assumption that similar points are close to each other in the feature space. Each data point, or statement in our case, is classified based on the most frequent label of the K training points closest to it. We use the `sklearn` default of the top five closest neighbors to a given point.

## 4 Results

### 4.1 Preliminary

We first simply train each of the 12 models on each of the five datasets. Our two measures of performance are accuracy and F1. Accuracy can be simply defined as the number of true positives and true negatives over the total number of testing examples. We also consider F1 score, which is defined as the harmonic mean between precision and recall, or, equivalently, by the expression

$$\frac{TP}{TP + \frac{1}{2}(FP + FN)}$$



Table 2: Accuracy score for each model trained and tested on each dataset

Model	D1	D2	D3	D4	D5
BERT	98.7	63.0	96.0	<b>85.3</b>	75.0
RoBERTa	<b>99.9</b>	67.4	-	82.1	77.9
DeBERTa	<b>99.9</b>	67.5	96.1	<b>85.3</b>	75.5
CT-BERT	<b>99.9</b>	<b>69.7</b>	<b>96.4</b>	85.0	<b>80.3</b>
ELECTRA	98.5	66.7	95.3	82.2	76.9
XLNet	<b>99.9</b>	65.9	96.2	84.4	77.4
NB	92.7	64.0	85.9	82.8	70.5
RF	93.2	63.7	93.5	82.8	73.7
AdaBoost	84.9	60.3	91.9	80.6	70.2
XGBoost	90.7	62.2	92.7	82.2	72.6
k-NN	86.9	50.9	56.2	76.9	68.9
SVM	95.2	64.4	92.9	84.0	73.2

Our preliminary results are summarized in Table 2. We report accuracy for each model and include F1 scores in the following section. The language transformers clearly outperform the traditional models across all datasets. All the best models for the five datasets are deep language transformers, and CT-BERT in particular stands out as one of the best performers. We also observe that, unlike the traditional models, the deep models are able to achieve near-perfect performance on D1.

## 4.2 Out-of-Sample Data

Fake news detectors will only be effective in the real world if they're able to generalize to out-of-sample data. As noted by Hays et al. (2023), strong performance on a given dataset may not necessarily be the result of model robustness; rather, it may be a consequence of limitations in the data collection process. We take our trained models from Section 4.1 and evaluate them with the four other test sets. For the sake of space, we only display the  $5 \times 5$  matrices for the two best deep learning models and the two best traditional models in terms of overall generalization performance, and we include the remaining matrices in Appendix A. Each row signifies the dataset the model was trained on, and the column signifies the dataset used for evaluation. We use the F1 score of each model to evaluate the performance in each of the train-test cases.

The matrices for ELECTRA and XLNet are shown in Figure 1. The entries along the main diagonal tend to be the darkest, representing the cases when the models are trained and tested on the same dataset. However, the F1 scores of most

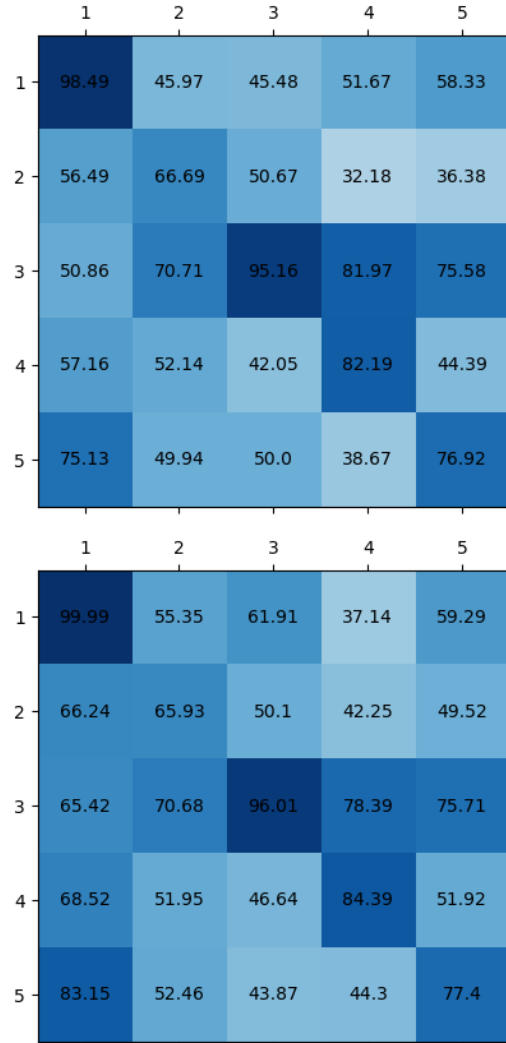


Figure 1: Out-of-sample performance matrices for ELECTRA (top) and XLNet (bottom)

cells off the main diagonal are close to 50, which is the equivalent of random guessing. The main exceptions are the third rows when the models are trained on the kaggle "Fake News" dataset (D3), plus a few other combinations of train-test pairs. Even when one of the transformers does better than random guessing on a test set it wasn't trained on, the drops in F1 scores are usually substantial.

The two boosting algorithms, AdaBoost and XGBoost, are overall the best performers on the out-of-sample task. The matrices in Figure 2 are clearly more homogeneous in shade, reflecting their less severe drops in performance when trained on out-of-distribution data. The only exception is when XGBoost is trained on the COVID-19 dataset (D5), in which case the model generalizes extremely poorly. However, this dataset may be designed for classification specific to the coronavirus domain. The cells

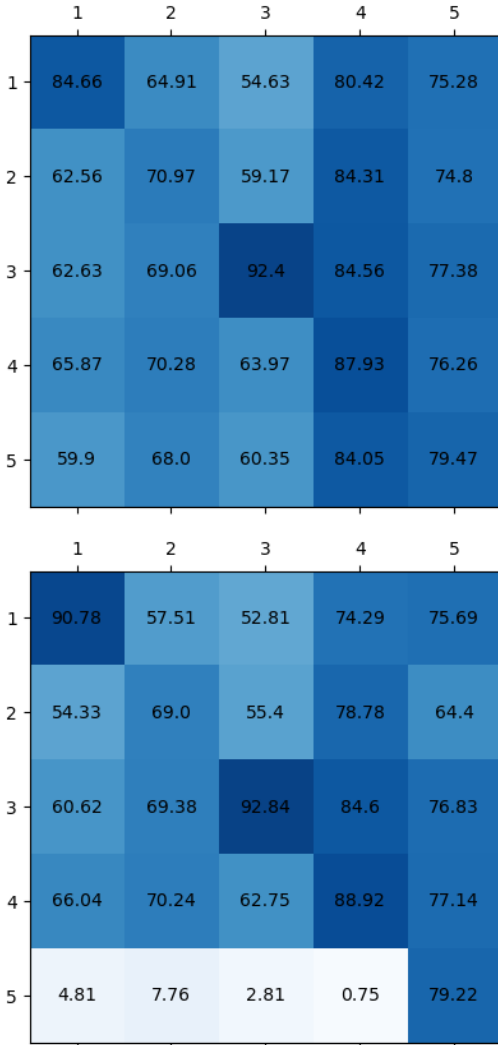


Figure 2: Out-of-sample performance matrices for AdaBoost (top) and XGBoost (bottom)

Table 3: Percent of titles in the validation sets for D4 and D5 that include feature used in AdaBoost trained on a separate dataset

Dataset	% of D4 titles	% of D5 titles
D1	20.35	25.80
D2	14.12	12.50
D3	15.39	12.34

of all other rows are at least above 50, though a majority are reasonably better than random guessing. Some models even perform better on the out-of-sample test sets, such as both boosting algorithms trained on LIAR (D2) and evaluated on FakeNewsNet (D4).

The matrices of the other four transformers look similar to those of ELECTRA and XLNet but generally have even lower F1 scores off the main diagonal. Random forest performs poorly overall on out-of-sample data while the matrices of the other traditional models are more homogenous in shade.

### 4.3 Explaining the AdaBoost Performance

We take a closer look into how the AdaBoost classifiers make their decisions, for they tend to generalize best to unseen datasets. Each model is composed of 50 decision trees with only a single branch, and gini loss is used to train each of them. We note from Figure 2 that the classifiers trained on D1, D2, and D3 perform especially well when tested on D4 and D5. Thus, we analyze each of the 50 words used by the classifiers of the first three datasets and report the percentage of titles in D4 and D5 that contain at least of one these words. For D1, D2, and D3, we report these percentages in Table 3.

We also include a complete list of the words used by each classifier and the respective training error of each classifier in Appendix B. From Table 3, we can see that only small percentages of the titles of D4 and D5 contains at least one of the words used as a feature in the AdaBoost classifiers. The greatest overlap is between D1 and D5, where 25.8% of the statements in the latter have words used by the D1 classifier. However, all F1 scores of the AdaBoost classifiers evaluated on D4 and D5 (i.e. the rightmost two columns of top matrix of Figure 2) are at least 74.8. Recall that D4 and D5 are imbalanced, with more real news than fake news, so the AdaBoost models evaluated on these datasets must be predicting true for many statements. Therefore, these high performances suggest that the presence of many of the feature words is indicative of fake news.

Several of these words, listed in Appendix B, can be considered "loaded" terms, such as names of famous politicians or race-related words, though most of the decision tree classifiers have accuracies just barely above 50%. Many of the words, however, are neutral and less obvious indicators of

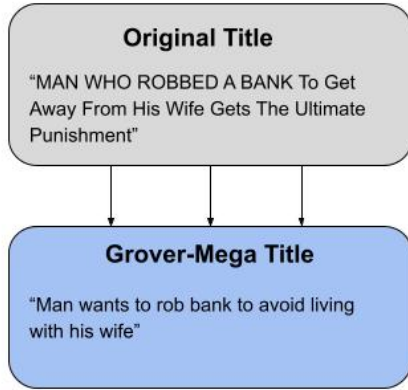


Figure 3: Example title generated by Grover-Mega from the ISOT Fake News Dataset

fake news. For example, the TF-IDF of the word, "video," is used by the ensembles for both D1 and D3 and is used by the most accurate decision tree for D1.

#### 4.4 AI-Generated Fake News

For the generation of neural fake news, we utilize Grover (Zellers et al., 2020), a generative model that can, for our purposes, generate a fake news title given the body text, authors, domain, and date of publication of an article. Grover uses the same architecture as GPT2 (Radford et al., 2018); we specifically use the Grover-Mega version, which has 48 layers and about 1.5 billion parameters. For datasets that provide both a fake news title and body text for each entry, we hope to generate a new set of titles from the corresponding body text. These new AI-synthesized titles will ideally have a different style but similar subject matter as the original titles.

For D1 and D5, we use Grover-Mega to generate these new titles. For each title in these datasets, we pass into Grover-Mega the corresponding body text, and we select a domain uniformly at random to be "techcrunch.com", "vancouversun.com", "chicagotribune.com", "esquire.com", "mashable.com", "theguardian.com", "theatlantic.com", or "slate.com". The publication date for all generations is arbitrarily chosen to be April 19th, 2019. All the original and generated titles are available on our Github<sup>1</sup> page.

As mentioned in Section 3.1, D3 also comes with body text for each article, though we don't include

<sup>1</sup>[https://github.com/miceland2/Fake\\_news\\_detection](https://github.com/miceland2/Fake_news_detection)

Table 4: Accuracy scores for classifying fake titles generated by Grover-Mega

Model	D1	D5
BERT	59.60	56.65
RoBERTa	50.38	49.79
DeBERTa	49.82	35.62
CT-BERT	51.86	69.53
ELECTRA	56.74	55.36
XLNet	46.62	46.78
NB	82.91	14.16
RF	73.07	82.40
AdaBoost	46.64	16.74
XGBoost	48.59	<b>86.70</b>
KNN	<b>88.72</b>	32.62
SVM	74.32	39.48

the dataset in this section because many of the body texts are encoded to hundreds or thousands of tokens beyond the limit that Grover was trained on. We continue to use the same training sets as Section 4.1 to train our models, and each Grover-generated title in the new test sets was produced using the body texts of the titles in the original validation sets. A sample title generated by Grover-Mega is shown in Figure 3.

The results for D1 and D5 are presented in Table 3. Because our new test sets only consist of fake examples, we report the accuracies of the models because the F1 scores would all be zero. For both datasets, almost all of the transformer models perform about equivalent to random guessing. The only exception is CT-BERT trained on the D5, the COVID-19 dataset, which achieves an accuracy of 69.53%. Overall, however, the traditional models perform much better than the deep models. For example, the K nearest neighbor classifier reaches an accuracy of 88.72% on D1 while XGBoost reaches an accuracy of 86.70% on D5. Also, the random forest classifier should be distinguished for achieving reasonable accuracy on both datasets, unlike any of the other models.

## 5 Conclusion

While large language models can achieve the greatest performance when evaluated within the same distribution of existing datasets, we argue that they may not necessarily be more robust than traditional models if deployed in the real world. High or near-perfect performance on fake news datasets may paint a misleading picture of how good SOTA fake

news detectors are. In reality, transformer-based fake news detectors seem to be very sensitive to shifts in the data distribution they were trained on. Even evaluating a deep language model on out-of-sample data in the same domain it was trained on, such as politics, can result in performance that is about equivalent to random guessing.

Traditional models are better at capturing general patterns in fake news across different datasets and offer greater clarity as to how they are learned. Nevertheless, traditional models may still suffer substantial decreases in performance when train on out-of-sample data, sometimes being relegated to mere weak classifiers that are only slightly better than random guessing. Also, there is no single traditional algorithm that clearly outperforms the others when tested on data that is AI-generated or comes from foreign datasets. For example, AdaBoost generalizes the best across the five existing datasets but fails for both sets of fake news produced by Grover.

In order to classify fake news reliably, an ensemble of several traditional machine learning classifiers may achieve strong performance. Traditional models would also be easier to ensemble compared to large language models because of their fast performance and low training cost. Alternatively, continual learning could be used as a strong fake news detection framework in which models can incrementally acquire knowledge over long periods of time and adapt to changing data distributions.

## Limitations

Our paper only considers the classification of single news statements or titles. We do not incorporate the full text of existing articles into our classification largely due to the difficulty in scaling to long texts. For example, transformer encoders like BERT can only process sequences of up to 512 tokens, and many of the original words may have to be broken up into multiple tokens due to vocabulary limitations. Furthermore, we do not consider the more advanced task of multimodal classification with text and images.

Limitations in our computing resources, coupled with the recent adoption of very large language models in industry, also limited the number of SOTA fake news detectors we could evaluate. We limit our study to transformers that can be fine-tuned for text classification in a reasonable amount of time on a single GPU. All our studied models

are under a billion parameters while models like GPT-3 (Brown et al., 2020), for example, contain 175 billion parameters.

Finally, we only consider fake news as a binary classification task, though in reality the nature of news statements may be more complex. For example, a statement may be partially true and partially false, or it may be technically true but misleading.

## Ethics Statement

Our study is intended to highlight the importance of evaluating how well machine learning-based fake news detectors generalize to out-of-sample data. As described in the Limitations section, there are, of course, many existing datasets and models not included in this study. Thus, our result should not be used to automatically discredit those who use machine learning-based fake news detection methods in practice, for their robustness must be studied individually.

Furthermore, we acknowledge that the term, "Fake News," is often used in a dishonest way to criticize opponenets in politics. We discuss the definition of "Fake News" at the very beginning of our Introduction section to clarify that it is being used in a politically-neutral fashion to denote news that is false and may be created to intentionally spread lies.

## Acknowledgements

I thank Jason Lucas and Professor Dongwon Lee from Pennsylvania State University as well as Christian Classen from the University of Illinois Urbana-Champaign for their guidance and feedback.

## References

- Ayat Abedalla, Aisha Al-Sadi, and Malak Abdullah. 2019. [A closer look at fake news detection: A deep learning perspective](#). pages 24–28.
- Hadeer Ahmed, Issa Traore, and Sherif Saad. 2017. [Detection of online fake news using n-gram analysis and machine learning techniques](#). pages 127–138.
- Ankit Aich, Souvik Bhattacharya, and Natalie Parde. 2022. [Demystifying neural fake news via linguistic feature-based interpretation](#). In *Proceedings of the 29th International Conference on Computational Linguistics*, pages 6586–6599, Gyeongju, Republic of Korea. International Committee on Computational Linguistics.



- Jawaher Alghamdi, Yuqing Lin, and Suhuai Luo. 2022. [A comparative study of machine learning and deep learning techniques for fake news detection](#). *Information*, 13(12).
- Tom B. Brown, Benjamin Mann, Nick Ryder, Melanie Subbiah, Jared Kaplan, Prafulla Dhariwal, Arvind Neelakantan, Pranav Shyam, Girish Sastry, Amanda Askell, Sandhini Agarwal, Ariel Herbert-Voss, Gretchen Krueger, Tom Henighan, Rewon Child, Aditya Ramesh, Daniel M. Ziegler, Jeffrey Wu, Clemens Winter, Christopher Hesse, Mark Chen, Eric Sigler, Mateusz Litwin, Scott Gray, Benjamin Chess, Jack Clark, Christopher Berner, Sam McCandlish, Alec Radford, Ilya Sutskever, and Dario Amodei. 2020. [Language models are few-shot learners](#).
- Kevin Clark, Minh-Thang Luong, Quoc V. Le, and Christopher D. Manning. 2020. [Electra: Pre-training text encoders as discriminators rather than generators](#).
- Zihang Dai, Guokun Lai, Yiming Yang, and Quoc V. Le. 2020. [Funnel-transformer: Filtering out sequential redundancy for efficient language processing](#).
- Jacob Devlin, Ming-Wei Chang, Kenton Lee, and Kristina Toutanova. 2019. [Bert: Pre-training of deep bidirectional transformers for language understanding](#).
- Bryan Fong. 2021. [Analysing the behavioural finance impact of 'fake news' phenomena on financial markets: a representative agent model and empirical validation](#). *Financial Innovation*, 7(53).
- Sunil Gundapu and Radhika Mamidi. 2021. [Transformer based automatic covid-19 fake news detection system](#).
- Chris Hays, Zachary Schutzman, Manish Raghavan, Erin Walk, and Philipp Zimmer. 2023. [Simplistic collection and labeling practices limit the utility of benchmark datasets for twitter bot detection](#). In *Proceedings of the ACM Web Conference 2023*. ACM.
- Pengcheng He, Xiaodong Liu, Jianfeng Gao, and Weizhu Chen. 2021. [Deberta: Decoding-enhanced bert with disentangled attention](#).
- Junaed Younus Khan, Md. Tawkat Islam Khondaker, Sadia Afroz, Gias Uddin, and Anindya Iqbal. 2021. [A benchmark study of machine learning models for online fake news detection](#). *Machine Learning with Applications*, 4:100032.
- Abhishek Koirala. 2021. [Covid-19 fake news dataset](#).
- William Lifferth. 2018. [Fake news](#).
- Yinhan Liu, Myle Ott, Naman Goyal, Jingfei Du, Mandar Joshi, Danqi Chen, Omer Levy, Mike Lewis, Luke Zettlemoyer, and Veselin Stoyanov. 2019. [Roberta: A robustly optimized bert pretraining approach](#).
- M. F. Mridha, Ashfia Jannat Keya, Md. Abdul Hamid, Muhammad Mostafa Monowar, and Md. Saifur Rahman. 2021. [A comprehensive review on fake news detection with deep learning](#). *IEEE Access*, 9:156151–156170.
- Martin Müller, Marcel Salathé, and Per E Kummervold. 2020. [Covid-twitter-bert: A natural language processing model to analyse covid-19 content on twitter](#).
- Alec Radford, Jeffrey Wu, Rewon Child, David Luan, Dario Amodei, and Ilya Sutskever. 2018. [Language models are unsupervised multitask learners](#).
- Mohammadreza Samadi, Maryam Mousavian, and Saeedeh Momtazi. 2021. [Deep contextualized text representation and learning for fake news detection](#). *Information Processing I& Management*, 58(6):102723.
- Kai Shu, Deepak Mahudeswaran, Suhang Wang, Dongwon Lee, and Huan Liu. 2018. [Fakenewsnet: A data repository with news content, social context and dynamic information for studying fake news on social media](#). *arXiv preprint arXiv:1809.01286*.
- Kai Shu, Amy Sliva, Suhang Wang, Jiliang Tang, and Huan Liu. 2017a. [Fake news detection on social media: A data mining perspective](#). *ACM SIGKDD Explorations Newsletter*, 19(1):22–36.
- Kai Shu, Suhang Wang, and Huan Liu. 2017b. [Exploiting tri-relationship for fake news detection](#). *arXiv preprint arXiv:1712.07709*.
- Ashish Vaswani, Noam Shazeer, Niki Parmar, Jakob Uszkoreit, Llion Jones, Aidan N. Gomez, Lukasz Kaiser, and Illia Polosukhin. 2017. [Attention is all you need](#).
- William Yang Wang. 2017. [“liar, liar pants on fire”: A new benchmark dataset for fake news detection](#). In *Proceedings of the 55th Annual Meeting of the Association for Computational Linguistics (Volume 2: Short Papers)*, pages 422–426, Vancouver, Canada. Association for Computational Linguistics.
- Zhilin Yang, Zihang Dai, Yiming Yang, Jaime Carbonell, Ruslan Salakhutdinov, and Quoc V. Le. 2020. [Xlnet: Generalized autoregressive pretraining for language understanding](#).
- Rowan Zellers, Ari Holtzman, Hannah Rashkin, Yonatan Bisk, Ali Farhadi, Franziska Roesner, and Yejin Choi. 2020. [Defending against neural fake news](#).
- Xinyi Zhou and Reza Zafarani. 2020. [A survey of fake news](#). *ACM Computing Surveys*, 53(5):1–40.

## A Out-of-Sample Matrices

Below are the matrices for the out-of-sample performance of all deep and traditional models not included in the main text. The F1 scores are used in each cell.

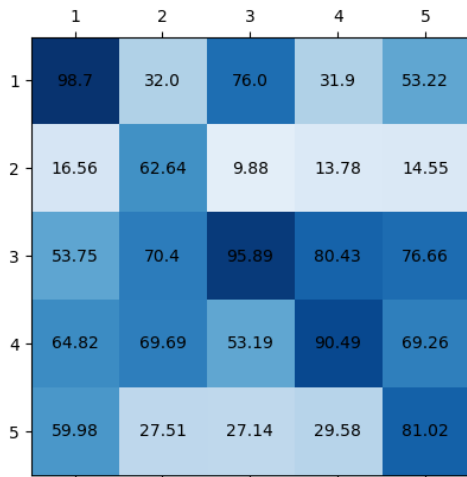


Figure 4: BERT

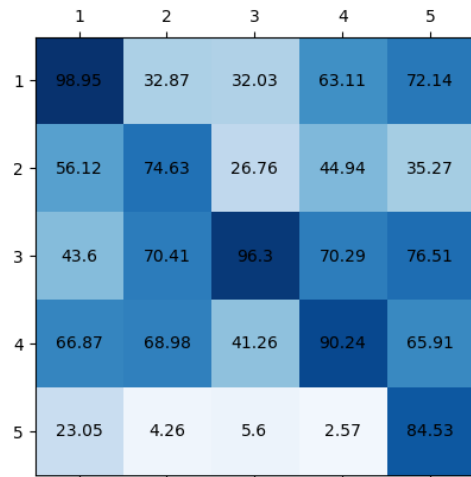


Figure 7: CT-BERT

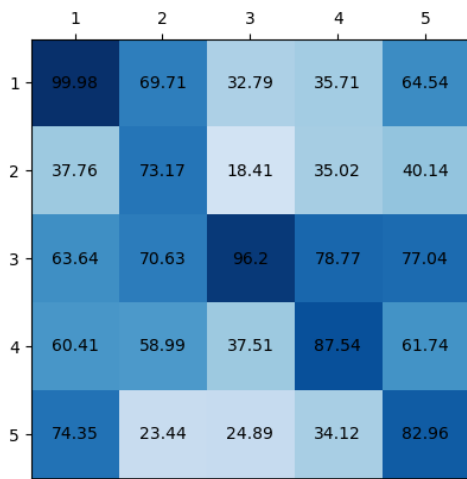


Figure 5: RoBERTa

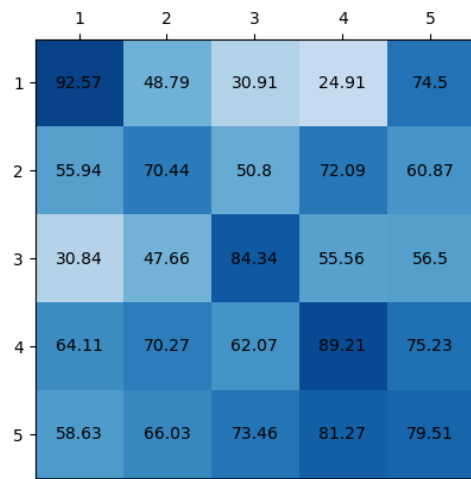


Figure 8: Naive Bayes

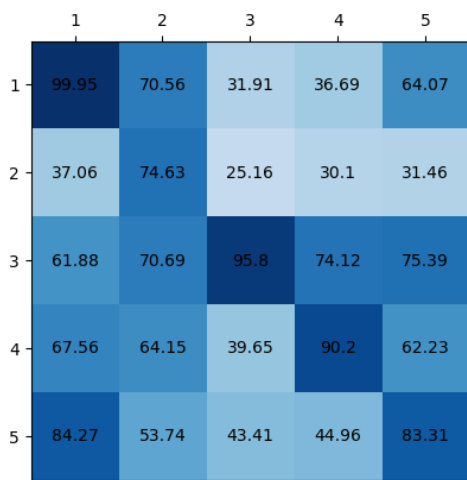


Figure 6: DeBERTa

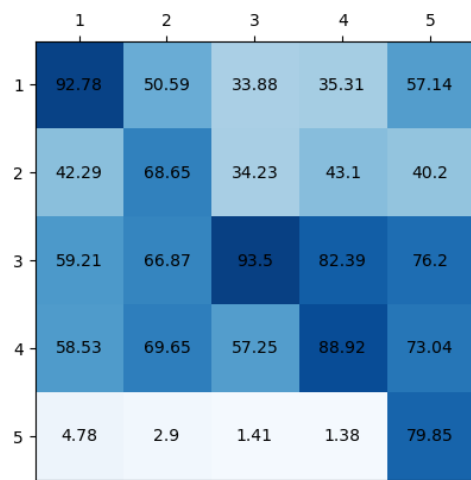


Figure 9: Random Forest

## B Words Used in AdaBoost Classifiers

The word used in each decision tree of the AdaBoost classifiers are shown below. The trees use the statistical importance of the words defined by the TF-IDF embeddings. Their training error is also included in each row.

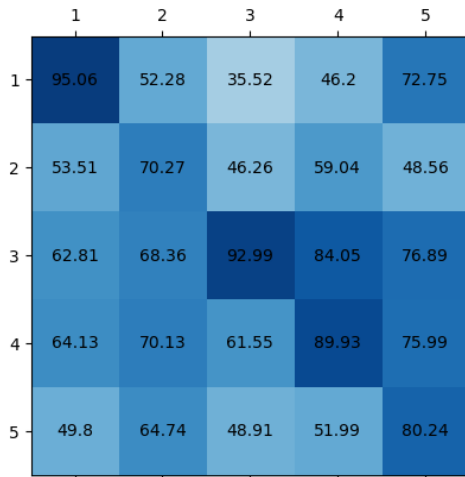


Figure 10: Support Vector Machine

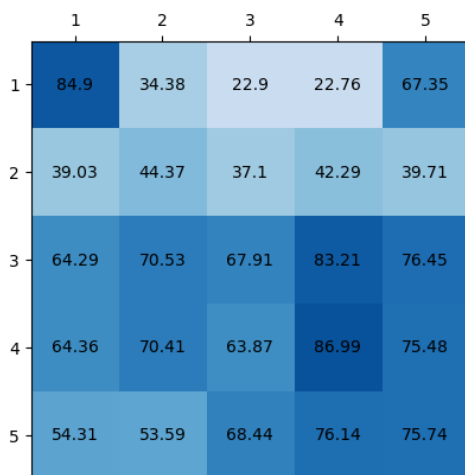


Figure 11: k-NN

Table 5: Words used in the AdaBoost classifier trained on D1 and the error of the corresponding decision tree

	Word	Classifier Error
1	video	0.3396
2	say	0.4373
3	watch	0.4596
4	hillary	0.4587
5	obama	0.4583
6	tweet	0.4736
7	breaking	0.4799
8	gop	0.4811
9	trump	0.4385
10	trump	0.4471
11	house	0.4761
12	north	0.4819
13	america	0.4845
14	donald	0.4837
15	black	0.4851
16	fatbox	0.4872
17	news	0.4845
18	image	0.4889
19	get	0.4844
20	room	0.4887
21	china	0.4867
22	eu	0.4886
23	senate	0.4857
24	minister	0.4895
25	video	0.4856
26	muslim	0.4853
27	american	0.4900
28	detail	0.4866
29	seek	0.4907
30	talk	0.4895
31	court	0.4875
32	liberal	0.4906
33	urge	0.4914
34	racist	0.4916
35	pm	0.4911
36	source	0.4912
37	clinton	0.4869
38	south	0.4918
39	russia	0.4877
40	tax	0.4893
41	myanmar	0.4932
42	wow	0.4933
43	one	0.4899
44	go	0.4905
45	uk	0.4931
46	cop	0.4933
47	trump	0.4621
48	official	0.4900
49	ex	0.4933
50	islamic	0.4933

Table 6: Words used in the AdaBoost classifier trained on D2 and the error of the corresponding decision tree

	Word	Classifier Error
1	percent	0.4379
2	obama	0.4776
3	since	0.4868
4	obamas	0.4916
5	georgia	0.4917
6	walker	0.4919
7	rep	0.4926
8	highest	0.4933
9	average	0.4930
10	obamacare	0.4929
11	half	0.4921
12	still	0.4953
13	day	0.4918
14	year	0.4836
15	medicare	0.4942
16	government	0.4905
17	romney	0.4945
18	mccain	0.4945
19	million	0.4943
20	nothing	0.4971
21	face	0.4977
22	debt	0.4938
23	country	0.4907
24	even	0.4966
25	le	0.4956
26	nearly	0.4953
27	actually	0.4947
28	plan	0.4951
29	wisconsin	0.4920
30	group	0.4974
31	debate	0.4972
32	whether	0.4971
33	muslim	0.4965
34	percent	0.4958
35	well	0.4972
36	time	0.4965
37	spending	0.4946
38	third	0.4977
39	month	0.4957
40	american	0.4941
41	check	0.4970
42	rank	0.4976
43	stimulus	0.4959
44	became	0.4977
45	least	0.4974
46	minute	0.4980
47	clinton	0.4944
48	line	0.4979
49	almost	0.4958
50	white	0.4968



Table 7: Words used in the AdaBoost classifier trained on D3 and the error of the corresponding decision tree

	Word	Classifier Error
1	york	0.2032
2	breitbart	0.2349
3	hillary	0.4436
4	time	0.4575
5	border	0.4789
6	trump	0.4470
7	comment	0.4857
8	election	0.4807
9	migrant	0.4853
10	islamic	0.4882
11	texas	0.4875
12	war	0.4867
13	video	0.4865
14	illegal	0.4902
15	terror	0.4907
16	american	0.4915
17	pope	0.4923
18	breaking	0.4922
19	delingpole	0.4934
20	house	0.4891
21	gun	0.4916
22	email	0.4929
23	america	0.4876
24	inaguration	0.4934
25	cartel	0.4933
26	breitbart	0.4924
27	world	0.4898
28	trump	0.4888
29	anti	0.4879
30	de	0.4940
31	pen	0.4940
32	latest	0.4931
33	reason	0.4945
34	york	0.4808
35	time	0.4854
36	sanctuary	0.4944
37	york	0.4857
38	housing	0.4941
39	attack	0.4911
40	wikileaks	0.4943
41	fake	0.4920
42	paris	0.4936
43	parenthood	0.4947
44	session	0.4943
45	coulter	0.4949
46	russia	0.4895
47	report	0.4879
48	profit	0.4945
49	veteran	0.4951
50	exclusive	0.4945