

Guided Distillation for Semi-Supervised Instance Segmentation

Tariq Berrada^{1,2}Camille Couprie¹Karteek Alahari²Jakob Verbeek¹¹ Meta AI, ² Univ. Grenoble Alpes, Inria, CNRS, Grenoble INP, LJK.

Abstract

Although instance segmentation methods have improved considerably, the dominant paradigm is to rely on fully-annotated training images, which are tedious to obtain. To alleviate this reliance, and boost results, semi-supervised approaches leverage unlabeled data as an additional training signal that limits overfitting to the labeled samples. In this context, we present novel design choices to significantly improve teacher-student distillation models. In particular, we (i) improve the distillation approach by introducing a novel “guided burn-in” stage, and (ii) evaluate different instance segmentation architectures, as well as backbone networks and pre-training strategies. Contrary to previous work which uses only supervised data for the burn-in period of the student model, we also use guidance of the teacher model to exploit unlabeled data in the burn-in period. Our improved distillation approach leads to substantial improvements over previous state-of-the-art results. For example, on the Cityscapes dataset we improve mask-AP from 23.7 to 33.9 when using labels for 10% of images, and on the COCO dataset we improve mask-AP from 18.3 to 34.1 when using labels for only 1% of the training data.

1. Introduction

The goal of instance segmentation is to extract a segmentation mask and a class label for all relevant object instances in an image. This generalizes both object detection, for which each instance is localized only with a bounding box, as well as semantic segmentation, in which different instances of the same class can be lumped together in the same mask. Although recent segmentation models have brought considerable improvements in performance to this task, see e.g. [2, 9], these methods require large amounts of images with pixel-level annotations in order to perform well. Consequently, the difficulty of manually producing precise instance segmentation maps for training forms a barrier for applying such models to settings where relevant labeled data sets are not readily available.

Semi-supervised learning can be used in label-scarce sit-

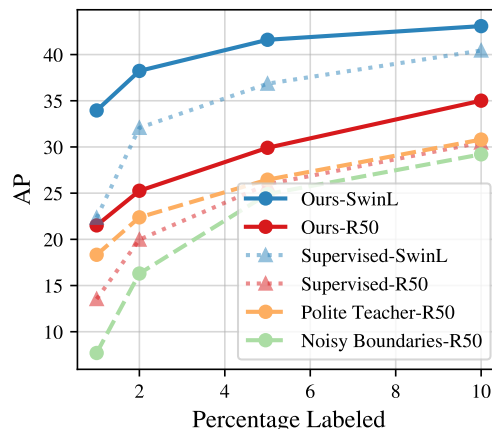


Figure 1. Compared with the state-of-the-art Polite Teacher method [8], we achieve +15.7 mask-AP when using 1% of labels, for an AP of 34.0, which is more than what Polite Teacher achieved using 10 times more labels (30.8) on the COCO dataset.

uations by making use of unlabeled images to boost performance: for the unlabeled images the labeling process is avoided, while they still provide useful problem specific input data, see e.g. [10, 13, 20, 23]. For semi-supervised instance segmentation, the “Noisy Boundaries” method [24] builds upon the detection-based Mask-RCNN model [9], and leverages pixel-level pseudo labels on unlabeled images, while also making the training of the mask prediction head more robust to noise. It achieves comparable performance to Mask-RCNN while utilizing only 30% of labeled images. While providing an important gain in label efficiency, this approach relies on a fixed Mask-RCNN teacher model, which is trained in supervised mode from the available labeled images, which limits its performance in settings with few labeled images.

The Polite Teacher approach [8] is currently state-of-the-art for semi-supervised instance segmentation. It performs distillation on a CenterMask2 [12] model with a joint-training framework, where the teacher is updated as an exponential moving average (EMA) of the student model. Low confidence thresholding on bounding-box and mask



Figure 2. Results on the COCO dataset when using from 5% labeled data, with supervised training (top) and our semi-supervised approach (bottom). Our approach leads to more detected objects segmented with higher accuracy. Results best viewed by zooming in.

scores is used to filter out noisy pseudo labels. In our work, we also adopt a student-teacher training with EMA, with several important differences w.r.t. the Polite Teacher approach: we introduce a novel burn-in step in the distillation process, and adopt an improved Mask2Former segmentation architecture [2] in combination with Swin [16] and DINOv2 [18] feature backbones.

To summarize, our contributions are the following :

- We develop a novel teacher-student distillation strategy to more effectively leverage unlabeled images.
- We leverage vision transformer architectures for the first time in the context of semi-supervised instance segmentation.
- We show largely improved performance in terms of mask-AP for both Cityscapes and COCO datasets across a wide range of labeled data budgets.

2. Related work

In this section, we review instance segmentation models and their applications in the semi-supervised regime.

Segmentation models. Instance segmentation aims at identifying the semantic class of every pixel in the image, as well as associate each pixel with a specific instance of the object class. This contrasts with semantic segmentation which only aims at solving the first part. Instance segmentation is more challenging because it requires identifying each individual object instance, associating parts with the correct objects, and accurately determining the boundaries of individual objects. These difficulties compound with other challenges, such as variability in scale, color, lighting, occlusions, and possibly motion blur. Until recently, the state-of-the-art was held the detection based approaches such as

Mask-RCNN [9] and follow-ups such as ViTDet [14], with a component to detect object bounding-boxes and one for binary segmentation to isolate the object from background pixels. Further progress in transformers [2, 3] allowed instance segmentation approaches to avoid a separate detection step. Additional gains have been brought by leveraging text-level supervision using CLIP and very large models [7]. The Segment Anything Model (SAM) also exploits text level supervision among other kinds, being able to condition its output on a text prompt, bounding box, or point coordinate. However, the output does not include class prediction and thus differs from the instance segmentation task considered here. To our knowledge, our work is the first one to explore the application of ViTs in the context of semi-supervised instance segmentation. Recently, MaskFormer [3] observed that mask classification is sufficiently general to solve both semantic and instance-level segmentation tasks. Their approach converts per-pixel classification into a mask classification model using a transformer-based set prediction mechanism. Mask2Former [2] provides further improvements and presents a universal segmentation model using the same mask classification mechanism, an efficient masked attention module, multi-scale feature pooling and other improved techniques for fast and efficient training.

Semi-supervised instance segmentation. Previous work has considered the use of pseudo labeling to leverage unlabeled data for semi-supervised instance segmentation [8, 24]. A “teacher” instance segmentation model is used to label unlabeled images, which are then used by the “student” model in addition to labeled images for which ground-truth instance segmentations are available. A key factor for the

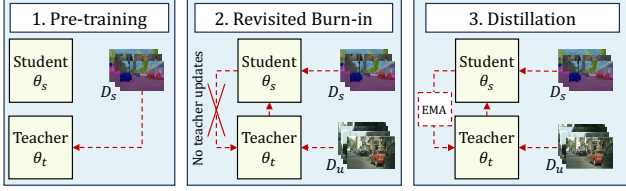


Figure 3. Our semi-supervised training methodology consists of three steps. (i) The teacher network is trained on labeled data only. (ii) The student is initialized from scratch, and trained on both labeled data and unlabeled data using pseudo labels generated by the pre-trained teacher. The teacher remains fixed during this step. (iii) Copy the checkpoint of the student to the teacher, and then continue training on both labeled and unlabeled data, while using EMA updates for the teacher network from the student’s weights.

success of such methods is some level of discrepancy between the teacher and the student model, which ensures that the teacher provides stable and strong training signal to the student by means of the pseudo labels. If both models are identical, the student will not learn anything new from the teacher. The first condition—stability—can be achieved by using a fixed teacher, or using a teacher with the same architecture as the student and updating it as an exponential moving average (EMA) from the student [8, 21, 24]. The second condition—strong training signal—can be met by using different data augmentations of the same image for the teacher and student model: using strong augmentation for the student and weaker augmentation for the teacher ensures high quality of the pseudo labels of the teacher and useful training signal for the student being confronted with hard prediction tasks on strongly augmented training data.

Among the few existing semi-supervised instance segmentation approaches, Noisy Boundaries [24] performs distillation with a fixed Mask-RCNN teacher model trained from labeled data only. The student network is learning a noise-tolerant mask head for boundary prediction by leveraging low-resolution features. The Polite Teacher [8] approach is closer to our work and also uses EMA teacher updates. In this work we develop an improved burn-in stage, before starting the main semi-supervised training loop, in which we pre-train the student model from both labeled data as well as unlabeled data using pseudo labels from a fixed teacher model. In contrast, Polite Teacher pre-trains the student from supervised data only.

3. Method

Let $D_s = \{(x_1, y_1), \dots, (x_N, y_N)\}$ be a supervised dataset and $D_u = \{x'_1, \dots, x'_M\}$ an unlabeled set of images, where x denotes images, y their segmentations, and $M \gg N$. The goal is to make use of D_u in order to improve the performance of the model using the available labels.

In Sec. 3.1 we present model architectures, our im-

proved distillation approach, and pseudo labeling strategy. In Sec. 3.2 we detail the losses and EMA teacher updates to train our models.

3.1. Architectures, distillation and pseudo-labeling

Model architecture. We follow the Mask2former architecture [2] which achieves strong results across different segmentation tasks (semantic, instance, panoptic). For our study, we focus on the instance segmentation variant. The model consists of a backbone for image-level feature extraction, a pixel decoder to gradually upsample image features to compute per-pixel embeddings and a transformer decoder that predicts N mask and class embeddings which generate N , possibly overlapping, binary masks via a dot product between the image-level features and the class embeddings.

Teacher-student distillation. Our training pipeline can be divided into three steps as illustrated in Fig. 3 :

1. *Teacher pre-training*: the teacher model, parameterized by θ_t , is trained on annotated data only.
2. *Improved burn-in*: The student model, parameterized by θ_s , is initialized randomly, then trained on both labeled data and unlabeled data using pseudo labels provided by the pre-trained teacher model. The teacher model remains fixed during this stage.
3. *Distillation stage*: In this stage, we copy the student weights to the teacher, and then train the student on both labeled and unlabeled data as before. The teacher is updated using an EMA of the student’s weights.

Pseudo-label extraction. Mask2Former by default predicts a constant number of $K = 100$ masks, which we need to filter in order to obtain pseudo ground-truths for the unlabeled images. To do this, we follow a simple thresholding scheme that takes into account the predicted class probability and the predicted mask size. A predicted mask is selected as a pseudo label if (i) the maximum class probability is above the class threshold $p_c \geq \alpha_C$, and (ii) the size of the predicted mask is above the size threshold: $\sum_{p=0}^{H \times W} \sigma(\hat{y}_{(p)}) \geq \alpha_S$, with σ the sigmoid activation of the binary mask prediction.

3.2. Optimisation

In this section we introduce the loss functions used to train the models, and present our guided distillation approach in detail. An illustration of the distillation training stage is provided in Fig. 4.

Loss. Following Mask2Former [2], we match predictions from the student and pseudo ground-truth instances from the teacher by constructing a cost matrix for bipartite matching similarly to DETR [1]. Once the matching is obtained, we use a weighted sum of cross entropy and Dice loss for the masks and cross-entropy loss for the class predictions. In order to minimize memory requirements, we fol-

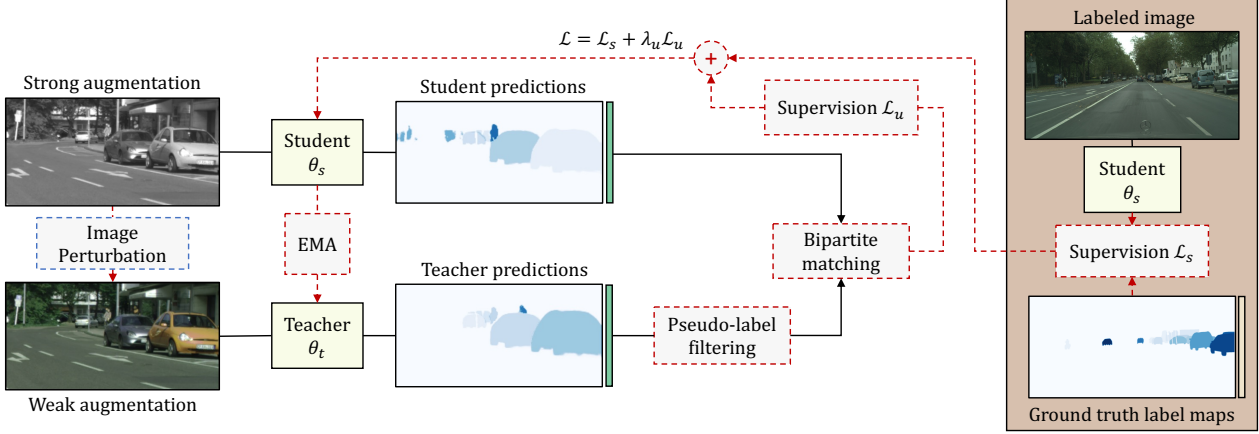


Figure 4. Workflow of our distillation stage. Student and teacher receive weakly and strongly augmented versions of the unlabeled image. The student predictions are filtered and one-hot encoded to obtain the pseudo-labels that serve as supervision for the student model. We use the same bipartite instance matching method as Mask2Former [2]. The teacher is then updated using EMA.

low PointRender’s approach and only sample a limited number of points from the high resolution masks using importance sampling [11]. Furthermore, this loss is computed for every auxiliary output of the model as in [2].

Let x_i be an image and $y_i = \{(y_i^k, c_i^k)\}_{k=1, \dots, n}$ its associated ground-truth instances defined by the n binary masks y_i^k and class indices c_i^k . The model predicts K candidate instances $(\hat{y}_i^k, \hat{c}_i^k)_{1 \leq k \leq K} = S_m \circ G(x_i; \theta)$, where G is the backbone and S_m the segmentation head. Using bipartite matching, we obtain a matching between the ground truth and predictions $(k, \tau_k)_{1 \leq k \leq n}$, which is used to calculate the image-level loss for both masks and predicted classes:

$$\mathcal{L}_s^i = \frac{1}{n} \sum_{k=1}^n l_{CE}(\hat{y}_i^{\tau_k}, y_i^k) + \lambda_D l_D(\hat{y}_i^{\tau_k}, y_i^k) + \lambda_C l_C(\hat{c}_i^{\tau_k}, c_i^k), \quad (1)$$

$$\mathcal{L}_s = \frac{1}{|B|} \sum_{i \in B} \mathcal{L}_s^i, \quad (2)$$

where l_{CE} is the cross-entropy loss for the class predictions, l_C binary cross-entropy and l_D the dice loss function, λ_C and λ_D are scaling parameters, and B is the training batch.

For the unsupervised loss, we follow the same procedure as the supervised setting. To obtain the pseudo labels, we filter the predictions of the teacher as described previously, and then define the pseudo labels by one-hot encoding both the mask and class predictions. Let x'_j be an unlabeled image and $y'_j = (\hat{y}'_j^k, \hat{c}'_j^k)_{1 \leq k \leq K} = S_m \circ G(x'_j; \theta_t)$ the predictions of the teacher, then pseudo-labels are defined as:

$$\begin{cases} c_j'^k &= \operatorname{argmax}_{c \in C} c_j^k, \\ y_j'^k &= \sigma(\hat{y}'_j^k) \geq 0.5, \end{cases} \quad (3)$$

Given the pseudo labels, we compute the unsupervised

loss term \mathcal{L}_u analogous to how we compute the supervised loss \mathcal{L}_s in Sec. 3.2 and Sec. 3.2 above.

Finally, we combine the supervised and unsupervised loss in a weighted sum as:

$$\mathcal{L} = \mathcal{L}_s + \lambda_u \mathcal{L}_u. \quad (4)$$

Revisited burn-in stage. To ensure that the quality of the pseudo labels is high enough, existing distillation-based semi-supervised methods adopt a burn-in stage before utilizing the teacher in the training pipeline, *e.g.* as in Polite Teacher [8]. During this stage, the student is trained on labeled data only before copying its weights to the teacher. However, this is not ideal since the student model will be more likely to converge towards a local minima induced by its initial training where only the limited labeled data was taken into account. Alternatively, we show that it is better to make use of the teacher model from the beginning of training. To do this, we first train the teacher model on labeled data only and then use it to provide pseudo labels for training the student model on both labeled and unlabeled data. During this initial training stage, which we refer as our revisited burn-in stage, the teacher model stays constant and is therefore not influenced by the student predictions. This enables the student model to learn from more data, in particular in cases where very few labeled images are available in combination with many unlabeled images, making it less prone to over-fitting on the limited labeled training data. The length of our burn-in stage is proportional to the percentage of labeled samples used, with the underlying idea that such a stage should end when the student starts having better performance than the fixed teacher. We recap in Tab. 1 the different training strategies from the literature and highlight the specificity of our approach.

		Polite Teacher	Guided Distillation (Ours)	Noisy Boundaries
Init 0		Random	Pre-train T	Pre-train T
Burn-in	Student Teacher	on D_s —	on $D_s + D_u$ Fixed	
Init 1		$T \leftarrow S$	$T \leftarrow S$	—
Training	Student Teacher	on $D_s + D_u$ EMA	on $D_s + D_u$ EMA	on $D_s + D_u$ Fixed

Table 1. Comparing our proposed distillation approach to the ones previously used in Polite Teacher [8] and Noisy Boundaries [24].

EMA. During the second stage of training, the teacher model is updated with an exponential moving average of the student’s weights. This approach has been proven to stabilize training by providing more regular pseudo labels during the student’s training [21]. Let θ_s^n and θ_t^n be the student and teacher’s weights respectively at iteration n . The update rule for the teacher network can be written as:

$$\theta_t^{n+1} = \alpha \cdot \theta_t^n + (1 - \alpha) \cdot \theta_s^{n+1}, \quad (5)$$

where α is the decay rate which regulates the contribution of the student’s weights to the update in every iteration.

4. Experiments

Here we present our experimental setup in Sec. 4.1, and present our main results followed by ablations in Sec. 4.2.

4.1. Experimental setup

Datasets and evaluation metric. We use two datasets in our experiments. The **Cityscapes** dataset [4] that contains 2,975 training images of size 1024×2048 taken from a car driving in German cities, labeled with 8 semantic instance categories. Following [24], we train models using various percentages of the available instance annotations, and evaluate using the 500 validation images with public annotations. The different data splits are generated by randomly selecting a random subset from the training images. For the semi-supervised results we present with 100% annotated images, we use the additional 20k unlabeled images. The **COCO** dataset [15] has instance segmentations for 118,287 training images. We adopt the same evaluation setting as [8], using 1%, 2%, 5% and 10% of labeled images for semi-supervised training and using the remaining training images as unlabeled. We use the same supervised/unsupervised splits as earlier work [8, 17]. Following previous work [8, 9, 24], we use the standard **mask-AP** metric to evaluate instance segmentation quality.

Implementation. We implement our approach in the Detectron2 codebase [25]. By default, experiments are conducted on one machine with 8 V100 GPUs with 32 GB

Labels used	1%	2%	5%	10%	20%	30%	100%
Cityscapes	—	—	15k	25k	30k	35k	50k
COCO	20k	25k	30k	60k	—	—	—

Table 2. Number of burn-in iterations used in our approach.

RAM each. In some cases less GPUs were needed, *e.g.* only 4 GPUs are needed to train semi-supervised models with a R50 backbone on Cityscapes. For experiments using Swin-L, ViT-B or ViT-L backbones on COCO semi-supervised training we needed 16 GPUs across 2 machines to keep the same batch size. For our experiments with these large backbones, we enabled automatic mixed precision in order to reduce the memory footprint.

Hyper-parameters. Our hyper-parameters are set as follows. We set the EMA decay rate to $\alpha = 0.9996$, the unsupervised loss weight to $\lambda_u = 2$, the class threshold to $\alpha_C = 0.7$ and the size threshold to $\alpha_S = 5$. For the loss weights, we follow [2] and set $\lambda_D = 5$ and $\lambda_C = 1$. For Cityscapes, we train our models for 90k iterations, except for our semi-supervised model with the additional 20k images and 100% of labeled images used, in which case we found it beneficial to double the training length. For COCO, we train our models for 368k iterations. For all our models, we use AdamW with a learning rate of 10^{-4} , weight decay of 0.05 and multiplier of 0.1 for the backbone updates, a batch size of 16 and early stopping. The number of iterations used for the burn-in period is given in Tab. 2.

4.2. Main results

Semi-supervised instance segmentation results. In Tab. 3c we compare our results on the Cityscapes dataset to these of Noisy Boundaries (NB) [24]. We provide results using different feature backbones, including the ImageNet-1k pre-trained ResNet-50 backbone used in NB. We observe large improvements over the latter using all backbones and percentages of labels used, with best results obtained using the larger SSL DINOv2 and the supervised Swin-L backbones. The DINOv2 backbone leads to best results (28.8 vs. 25.1 for Swin) in the most challenging setting where we used only 5% of the labeled data, while the Swin backbone improves by 0.5 to 1.3 points AP in the other settings. Notably, compared to NB we improve the mask-AP by more than 10 points from 23.7 to 33.9 when using 10% of labels.

In Tab. 3d we report results for the COCO dataset, where we compare to NB and the Polite Teacher (PT) [8] approaches. We similarly observe substantial improvements across all backbones and percentages of labeled data used. For example, improving the 22.3 mask-AP of PT to 38.2 in the case of using 2% of the labels. In this case the Swin-L backbone yields (near) optimal results. Our results are better overall, but in particular for small amounts of labeled




Figure 5. Overview of our results on Cityscapes with 10% labeled data with R50 backbone. **Top**: Predictions of model trained using 5% of labeled data only. **Bottom**: model predictions of model trained using our semi-supervised method. Without our supervision method, the model tends to merge different instances from the same semantic category (bounding boxes spanning multiple objects), the model also misidentifies certain objects or by predicting a the wrong class or only a certain portion of the instance. Ours method greatly helps in alleviating all these issues.

Amount of labeled data used	5%	10%	20%	30%	100%
Mask-RCNN [9]	11.3	16.4	22.6	26.6	33.7
Mask2former - R50 (IN-1k)	12.1	18.8	27.4	29.6	36.6
Mask2former - ViT-B (DINOv2)	18.6	21.9	28.1	31.1	36.5
Mask2former - ViT-L (DINOv2)	22.9	27.1	31.4	33.7	38.0
Mask2former - Swin-L (IN-21k)	17.8	26.3	33.2	37.1	43.5

(a) Supervised models on Cityscapes.

Amount of labeled data used	5%	10%	20%	30%	100%
Noisy boundaries [24]	21.2	23.7	30.8	33.2	34.7
Ours - R50 (IN-1k)	23.0	30.8	33.1	35.6	39.6
Ours - ViT-B (DINOv2)	25.1	27.0	34.6	35.4	39.6
Ours - ViT-L (DINOv2)	28.8	33.0	36.8	39.1	42.9
Ours - Swin-L (IN-21k)	25.1	33.9	38.1	39.6	43.8

(c) Semi-supervised models on Cityscapes.

Amount of labeled data used	1%	2%	5%	10%	100%
Mask-RCNN - R50 (IN-1k) [9]	3.5	9.5	17.4	21.9	37.1
CenterMask2 - R50 (IN-1k) [12]	10.1	13.5	18.0	22.1	—
Mask2former - R50 (IN-1k)	13.5	20.0	26.0	30.5	43.5
Mask2former - ViT-B (DINOv2)	25.9	30.0	33.6	36.3	47.0
Mask2former - ViT-L (DINOv2)	30.2	33.1	36.6	39.1	47.9
Mask2former - Swin-L (IN-21k)	22.3	32.1	36.9	40.4	50.0

(b) Supervised models on COCO.

Amount of labeled data used	1%	2%	5%	10%
DD [19]	3.8	11.8	20.4	24.2
Noisy boundaries [24]	7.7	16.3	24.9	29.2
Polite teacher [8]	18.3	22.3	26.5	30.8
Ours - R50 (IN-1k)	21.5	25.3	29.9	35.0
Ours - ViT-B (DINOv2)	30.5	34.3	37.0	39.2
Ours - ViT-L (DINOv2)	34.1	37.4	40.3	42.0
Ours - Swin-L (IN-21k)	34.0	38.2	41.6	43.1

(d) Semi-supervised models on COCO.

Table 3. Comparison of results on COCO and Cityscapes. Results for Mask-RCNN, CenterMask2, Polite Teacher and Noisy Boundaries are taken from [8] and [24]. For each backbone, we indicate the pre-training data, DINOv2 is SSL pre-trained on a dataset of 142M images.

data, which makes the performance curve as a function of the amount of labeled data flatter, see also Fig. 1. For example, between the 1% and 10% label case, Noisy boundaries improves from 7.7 to 29.2 AP (+21.5), and Polite Teacher improves from 18.3 to 30.8 (+12.5), where in our case with the Swin-L backbone the performance increase is 9.1 AP points (34.0 vs. 43.1).

On COCO, Wang *et al.* [24] also report a semi-supervised experiment using 100% of labeled data, and adding another 123k unlabeled COCO images. In this setting they obtain 38.6 mask-AP, which is similar to the 38.2 mask-AP that we attain using only 2% labeled data on the

COCO-train, so using roughly $50\times$ less labeled images and twice less unlabeled images.

Comparison to supervised baselines. In Tab. 3a and Tab. 3b we present results obtained using supervised training only to assess the improvements brought by our semi-supervised approach w.r.t. this baseline for different backbone architectures. We also compare to the supervised baselines using the Mask-RCNN and CenterMask2 segmentation models that underlie Noisy Boundaries and Polite teacher, respectively.

Comparing the supervised and semi-supervised results for Cityscapes in Tab. 3a and Tab. 3c, and similarly for

Amount of labeled data used	0.1%	0.2%	0.4%
Supervised models			
Mask2former - Swin-L (IN-21k)	5.3	10.2	15.9
Mask2former - ViT-L (DINOv2)	10.2	19.4	25.7
Semi-supervised models			
Ours - Swin-L (IN-21k)	5.8	16.1	23.0
Ours - ViT-L (DINOv2)	13.6	24.9	31.0

Table 4. Evaluation of supervised and semi-supervised models on COCO using extra small labeled training sets.

COCO in Tab. 3b and Tab. 3d, we observe that our approach shows consistent improvements over the supervised baseline across all experiments. Using the Swin-L backbone on Cityscapes in the 5% labeled dataset, we improve the AP by 7.3 points from 17.8 to 25.1 AP, while for the DINOv2 backbone we improve it by from 22.9 to 28.8 (+5.9 AP). For COCO at 1% labeled data, our semi-supervised approach improves the supervised result of 22.3 to 34.0 (+11.7 AP) using Swin-L, and from 30.2 to 34.1 (+3.9 AP) using the DINOv2 backbone.

See Fig. 1 for a graph comparing our semi-supervised results to the supervised baseline as well as previous methods on COCO. We provide qualitative examples of instance segmentation using the supervised baseline and our approach on the COCO dataset in Fig. 2 and for Cityscapes in Fig. 5.

Smaller labeled training sets. We conducted additional experiments on the COCO dataset using fewer labeled training samples compared to earlier work: from 0.1% to 0.4%. We report results for a supervised training baseline and our semi-supervised approach in Tab. 4. In this extremely challenging, very sparsely labeled data regime, our approach shows marked improvements over the supervised baseline, *e.g.*, +3.4 points for 0.1% labeled images using the DINOv2 backbone. Moreover, we find that in this regime the DINOv2 backbone is more effective than the Swin-L (IN-21k) backbone, *e.g.*, in the 0.4% labeled data case, corresponding to less than 500 of image annotations: the DINOv2 backbone improves mask-AP by 8 points from 23 to 31, reaching the same performance as the previous state-of-the-art approach Polite Teacher with 25 times less annotations. This is in line with our observation on the 5% labeled data case for Cityscapes in Tab. 3c.

4.3. Interpretation and ablation studies

In the following, unless specified otherwise, the ablations are performed on Cityscapes with 5% labeled data and a R50 backbone. Results are reported on the validation set.

Revisited burn-in stage. In order to quantify the performance gains obtained by our revisited burn-in stage in isolation of other architectural choices, we compare it to

Burn-in method	mask AP
Supervised baseline	12.1
No burn-in	16.9
Fixed Teacher [24]	18.9
Standard [8]	19.3
Ours	23.0

Table 5. Influence of burn-in stage on performance on Cityscapes with 5% of labeled data. Mask2Former, RN-50.

the strategies used by Noisy Boundaries [24] and Polite Teacher [8]. See Tab. 1 for a comparison. We also consider a fourth variant, which is identical to our approach but setting the number of burn-in iterations to zero. Finally, we include the result when using supervised training only as a baseline result.

The results in Tab. 5 show that our approach brings about +3.7 AP in comparison with the (standard) burn-in strategy used by Polite Teacher, and +4.1 AP over keeping the teacher fixed during training as in Noisy Boundaries. Dropping the burn-in stage all together gives worst results (16.9 AP), which underlines the importance of this burn-in stage in distillation approaches.

Data augmentations. One important component of teacher-student distillation is the asymmetry between the two models that ensures that the teacher yields useful pseudo-labels for the student [21]. To fulfill this condition, the teacher and student receive differently augmented versions of the unlabeled image. For the student model, the augmentations consist of random sized crops and horizontal flipping. For the strong augmentations, we add textural-based augmentations, including color jitter, random gray-scale and blur. We show in Fig. 6 that this works better than the augmentations used in Polite Teacher [8] which include random cutout, since small instances are prone to be masked which results in inconsistencies in the pseudo-labels provided to the student. Without augmentations, the student model quickly diverges while using cutout underperforms compared to textural based augmentations only.

Weighting of unsupervised loss. We compare models trained with different values for the weight λ_u for the unlabeled loss term on Cityscapes training with 10% of labels. The results in Tab. 6 show that even with a low λ_u , the results are superior to the supervised baseline ($\lambda_u = 0$), but the model benefits from putting more emphasis on the semi-supervised loss with larger λ_u values. However, if this emphasis is too strong then the model tends to overemphasize the teacher’s signal to the detriment of the supervised signal, we find it optimal to use $\lambda_u = 2$.

Backbone pre-training. Most segmentation models rely on pre-trained backbones to extract features on which

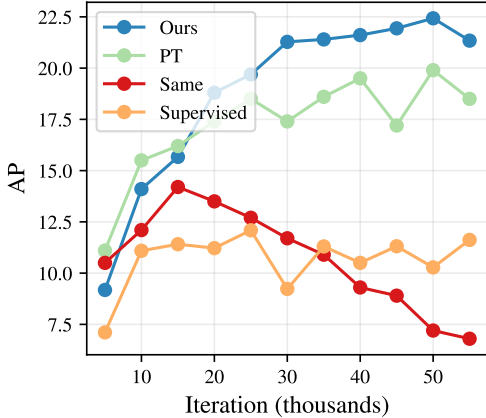


Figure 6. Effect of data augmentation on Cityscapes with 5% labeled data. **Ours**: Our default setup which includes color jitter, random grayscale and random blur. **PT**: Uses C1 plus cutout as in [8]. **Same**: Teacher and student receive weakly augmented images. **Supervised**: Model trained with labeled samples only.

λ_u	0	0.1	0.5	2	5
AP	18.8	23.6	24.4	30.8	25.5

Table 6. Influence on unlabeled loss weight on validation performance, on Cityscapes dataset. Mask2Former, RN-50, 10% labels.

Pre-training	Training	2%	100%
ImageNet-1k	Supervised	26.3	46.8
Imagenet-21k	Supervised	30.3	48.2
ImageNet-1k	Semi-supervised	32.4	—
Imagenet-21k	Semi-supervised	36.5	—

Table 7. Backbone pre-training effect on COCO using a Swin-B.

the segmentation head operates. We explore the effect of different datasets to pre-train the feature backbone. To reduce computational costs, we perform this exploration using a Swin-B architecture rather than the heavier Swin-L architecture we used in our main experiments. In Tab. 7 we report results obtained using ImageNet-1k and ImageNet-21k [5] pre-training for supervised and unsupervised instance segmentation. We find that ImageNet-21k pre-training consistently outperforms pre-training on the smaller ImageNet-1k. The performance gap is higher in the low annotation regime at 2% labeled where the improvement is of 4 and 4.1 AP points in the (un)supervised setups. This difference reduces to 1.4 points in the supervised setting with 100% of labels, indicating a higher importance of the backbone pre-training when training using fewer segmented training images.

Backbone	Model	2%	100%
Finetuned	Deit ViT-B	20.3	—
	DINOv2 ViT-B	30.0	46.9
	DINOv2 ViT-L	33.1	46.7
Fixed	DINOv2 ViT-B	27.7	41.2
	DINOv2 ViT-L	29.7	41.5

Table 8. Influence of backbone finetuning on training performance using DINOv2 backbone. COCO supervised training.

SSL backbones. We quantify the performance of self-supervised models trained on large scale datasets for our task. More specifically, we adapt ViT [6] models trained using DINOv2 [18] and compare the performance obtained with a similar model trained using the Deit [22] method on ImageNet-1K. We used similar ViT models, however the DINOv2 model has a patch token size of 14 while the standard ViT has a patch token size of 16. To adopt ViT models as backbones for our model, we adapt the feature representation of these models before the task-specific head. More precisely, we rearrange the patch tokens to their relative spatial coordinates then use bi-linear interpolation followed by a 1×1 convolution to match the number of features at different scales of the segmentation head.

Results are reported in Tab. 3b and Tab. 3d. We see that models trained with DINOv2 backbones show high performance and are on par with Swin backbones. Such models are also very robust at very low annotation regimes, yielding SOTA results on COCO with 1–2% of labeled images and also on Cityscapes on 5–10% labeled setting. However the model does not generalize as well to larger amounts labeled samples, and the gap in performance between Swin-L and DINOv2-L gets bigger the more labeled samples are available. This could be explained by the relatively simple adaptation of the ViT backbone to the segmentation head. It is interesting to explore transformer architectures that are better suited for segmentation on large scale datasets in an SSL setting, but we leave this for future work.

We also experiment with keeping the DINOv2 backbone fixed, and only training the segmentation head to evaluate the feature generalisation ability of the backbone. Finally, to validate whether the robustness at low annotation regimes is a property of the backbone pre-training or its architecture we report results of a ViT-B model trained on ImageNet-1k following Deit [22]. As reported in Tab. 8, we see that the ViT-B Deit pre-trained model is severely underperforming compared to DINOv2 pre-training, and performs on par with a R50 backbone despite being much larger. This indicates that the performance gains are more due to the large scale pre-training than the ViT’s architecture. On the other hand, fixing the backbone and training the segmentation head only results in lower AP results by around 3 – 4 points

at 2% and 5 points at 100% supervision. This demonstrates that, while not ideal, training a segmentation head on top of frozen large scale pre-trained models such as in DINOv2 can be beneficial when having few annotated samples, especially when taking into account the memory gains induced by leaving the backbone fixed.

5. Conclusions

In this paper we introduced Guided Distillation, a new distillation recipe for semi-supervised instance segmentation. This novel approach, combined with recent advances in segmentation methods and vision feature backbones, outperforms previous state-of-the-art in instance segmentation by a large margin on the Cityscapes and COCO benchmarks. We found that the optimal pretrained feature backbone varied as a function of the amount of labeled training data: while Swin-L (IN-21k) was optimal for most experiments, we found the ViT-L (DINOv2) backbones to be more effective in the very low annotation regime.

In future work, we would like to test our approach for other prediction tasks such as object detection, to explore even weaker annotation regimes, and assess the robustness of our approach to domain shifts.

Estimation of carbon footprint. On COCO, it took 25 hours to train our ViT-L (DINOv2) model using 1% of annotations, and about 2 days to train a Swin-L (IN-21k) model using 10% of annotations. Trainings are 2.5 times faster on Cityscapes. Given the same formula used in [18], a Thermal Design Power (TDP) of V100-32G equal to 250W, a Power Usage Effectiveness (PUE) of 1.1, a carbon intensity factor of 0.385 kg CO₂ per kWh, a time of 2 days \times 24 hours \times 16 GPUs = 768 GPU hours to train our approach with a SWIN-L, it leads to 211 kWh, an equivalent CO₂ footprint of $211 \times 0.385 = 81.2$ kg.

Acknowledgements. Kartee Alahari is supported in part by the ANR grant AVENUE (ANR-18-CE23-0011).

References

- [1] Nicolas Carion, Francisco Massa, Gabriel Synnaeve, Nicolas Usunier, Alexander Kirillov, and Sergey Zagoruyko. End-to-end object detection with transformers. In *ECCV*, 2020. 3
- [2] Bowen Cheng, Ishan Misra, Alexander G. Schwing, Alexander Kirillov, and Rohit Girdhar. Masked-attention mask transformer for universal image segmentation. In *CVPR*, 2022. 1, 2, 3, 4, 5
- [3] Bowen Cheng, Alex Schwing, and Alexander Kirillov. Pixel classification is not all you need for semantic segmentation. In *NeurIPS*, 2021. 2
- [4] M. Cordts, M. Omran, S. Ramos, T. Rehfeld, M. Enzweiler, R. Benenson, U. Franke, S. Roth, and B. Schiele. The Cityscapes dataset for semantic urban scene understanding. In *CVPR*, 2016. 5
- [5] J. Deng, W. Dong, R. Socher, L.-J. Li, K. Li, and L. Fei-Fei. ImageNet: A large-scale hierarchical image database. In *CVPR*, 2009. 8
- [6] Alexey Dosovitskiy, Lucas Beyer, Alexander Kolesnikov, Dirk Weissenborn, Xiaohua Zhai, Thomas Unterthiner, Mostafa Dehghani, Matthias Minderer, Georg Heigold, Sylvain Gelly, Jakob Uszkoreit, and Neil Houlsby. An image is worth 16x16 words: Transformers for image recognition at scale. In *ICLR*, 2021. 8
- [7] Yuxin Fang, Wen Wang, Binhui Xie, Quan Sun, Ledell Wu, Xinggang Wang, Tiejun Huang, Xinlong Wang, and Yue Cao. EVA: Exploring the limits of masked visual representation learning at scale. In *CVPR*, 2023. 2
- [8] Dominik Filipiak, Andrzej Zapala, Piotr Tempczyk, Anna Fensel, and Marek Cygan. Polite teacher: Semi-supervised instance segmentation with mutual learning and pseudo-label thresholding. *arXiv preprint*, 2211.03850, 2022. 1, 2, 3, 4, 5, 6, 7, 8
- [9] K. He, G. Gkioxari, P. Dollár, and R. Girshick. Mask R-CNN. In *ICCV*, 2017. 1, 2, 5, 6
- [10] T. Kipf and M. Welling. Semi-supervised classification with graph convolutional networks. In *ICLR*, 2017. 1
- [11] Alexander Kirillov, Yuxin Wu, Kaiming He, and Ross B. Girshick. PointRend: Image segmentation as rendering. In *CVPR*, 2020. 4
- [12] Youngwan Lee and Jongyul Park. CenterMask: Real-time anchor-free instance segmentation. In *CVPR*, 2020. 1, 6
- [13] Daiqing Li, Junlin Yang, Karsten Kreis, Antonio Torralba, and Sanja Fidler. Semantic segmentation with generative models: Semi-supervised learning and strong out-of-domain generalization. In *CVPR*, 2021. 1
- [14] Yanghao Li, Hanzi Mao, Ross Girshick, and Kaiming He. Exploring plain vision transformer backbones for object detection. In *ECCV*, 2022. 2
- [15] T.-Y. Lin, M. Maire, S. Belongie, L. Bourdev, R. Girshick, J. Hays, P. Perona, D. Ramanan, P. Dollár, and C. Zitnick. Microsoft COCO: common objects in context. In *ECCV*, 2014. 5
- [16] Hanxiao Liu, Zihang Dai, David R. So, and Quoc V. Le. Pay attention to MLPs. *arXiv preprint*, 2021. 2
- [17] Yen-Cheng Liu, Chih-Yao Ma, Zijian He, Chia-Wen Kuo, Kan Chen, Peizhao Zhang, Bichen Wu, Zsolt Kira, and Peter Vajda. Unbiased teacher for semi-supervised object detection. In *ICLR*, 2021. 5
- [18] Maxime Oquab, Timothée Darcet, Théo Moutakanni, Huy Vo, Marc Szafraniec, Vasil Khalidov, Pierre Fernandez, Daniel Haziza, Francisco Massa, Alaaeldin El-Nouby, Mahmoud Assran, Nicolas Ballas, Wojciech Galuba, Russell Howes, Po-Yao Huang, Shang-Wen Li, Ishan Misra, Michael Rabbat, Vasu Sharma, Gabriel Synnaeve, Hu Xu, Hervé Jegou, Julien Mairal, Patrick Labatut, Armand Joulin, and Piotr Bojanowski. DINOv2: Learning robust visual features without supervision, 2023. 2, 8, 9
- [19] Ilija Radosavovic, Piotr Dollár, Ross B. Girshick, Georgia Gkioxari, and Kaiming He. Data distillation: Towards omniscient supervised learning. In *CVPR*, 2018. 6

- [20] J. Springenberg. Unsupervised and semi-supervised learning with categorical generative adversarial networks. In *ICLR*, 2016. 1
- [21] Antti Tarvainen and Harri Valpola. Mean teachers are better role models: Weight-averaged consistency targets improve semi-supervised deep learning results. In *NeurIPS*, 2017. 3, 5, 7
- [22] Hugo Touvron, Matthieu Cord, Alexandre Sablayrolles, Gabriel Synnaeve, and Hervé Jégou. Going deeper with image transformers. In *ICCV*, 2021. 8
- [23] J. E. van Engelen and H. H. Hoos. A survey on semi-supervised learning. *Machine Learning*, 109:373–440, 2020. 1
- [24] Zhenyu Wang, Yali Li, and Shengjin Wang. Noisy boundaries: Lemon or lemonade for semi-supervised instance segmentation? In *CVPR*, 2022. 1, 2, 3, 5, 6, 7
- [25] Yuxin Wu, Alexander Kirillov, Francisco Massa, Wan-Yen Lo, and Ross Girshick. Detectron2. <https://github.com/facebookresearch/detectron2>, 2019. 5