

On RAC Drawings of Graphs with Two Bends per Edge

Csaba D. Tóth^{1,2}

¹ California State University Northridge, Los Angeles, CA, USA

² Tufts University, Medford, MA, USA

csaba.toth@csun.edu

Abstract. It is shown that every n -vertex graph that admits a 2-bend RAC drawing in the plane, where the edges are polylines with two bends per edge and any pair of edges can only cross at a right angle, has at most $24n - 26$ edges for $n \geq 3$. This improves upon the previous upper bound of $74.2n$; this is the first improvement in more than 12 years. A crucial ingredient of the proof is an upper bound on the size of plane multigraphs with polyline edges in which the first and last segments are either parallel or orthogonal.

Keywords: right angle crossing, two-bend drawing, density

1 Introduction

Right-angle-crossing drawings (for short, **RAC drawings**) were introduced by Didimo et al. [8]. In a RAC drawing of a graph $G = (V, E)$, the vertices are distinct points in the plane, edges are polylines, each composed of finitely many line segments, and any two edges can cross only at a 90° angle. For an integer $b \geq 0$, a **RAC_b drawing** is a RAC drawing in which every edge is a polyline with at most b bends; and a **RAC_b graph** is an abstract graph that admits such a drawing. Didimo et al. [7] proved that every RAC₀ graph on $n \geq 4$ vertices has at most $4n - 10$ edges, and this bound is tight when $n = 3h - 5$ for all $h \geq 3$; see also [10]. They also showed that every graph is a RAC₃ graph.

Angelini et al. [2] proved that every RAC₁ graph on n vertices has at most $5.5n - O(1)$ edges, and this bound is the best possible up to an additive constant. Arikushi et al. [5] showed that every RAC₂ graph on n vertices has at most $74.2n$ edges, and constructed RAC₂ graphs with $\frac{47}{6}n - O(\sqrt{n}) > 7.83n - O(\sqrt{n})$ edges. Recently, Angelini et al. [4] constructed an infinite family of RAC₂ graphs with $10n - O(1)$ edges; and conjectured that this lower bound is the best possible.

See recent surveys [7,9] and results [3,11,12,13] for other aspects of RAC drawings. The concept of RAC drawings was also generalized to angles other than 90° , and to combinatorial constraints on the crossing patterns in a drawing [1].

The main result of this note is the following theorem.

Theorem 1. *Every RAC₂ graph with $n \geq 3$ vertices has at most $24n - 26$ edges.*

2 Multigraphs with Angle-Constrained End Segments

A plane multigraph $G = (V, E)$ is a multigraph embedded in the plane such that the vertices are distinct points, and the edges are Jordan arcs between the corresponding vertices (not passing through any other vertex), and any pair of edges may intersect only at vertices. The *multiplicity* of an edge between vertices u and v is the total number of edges in E between u and v .

We define a **plane ortho-fin multigraph** as a plane multigraph $G = (V, E)$ such that every edge $e \in E$ is a polygonal path $e = (p_0, p_1, \dots, p_k)$ where the first and last edge segments are either parallel or orthogonal, that is, $p_0p_1 \parallel p_{k-1}p_k$ or $p_0p_1 \perp p_{k-1}p_k$. See Fig. 1 for examples.

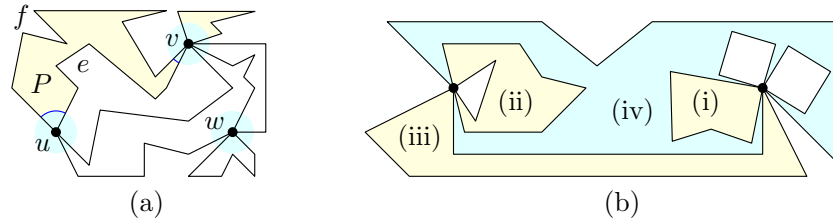


Fig. 1: (a) A plane ortho-fin multigraph with 3 vertices and 7 edges. The parallel edges e and f form a simple polygon P with potential $\Phi(P) = \pi/2$. (b) A plane ortho-fin multigraph with 2 vertices and 7 edges.

It is not difficult to see that in a plane ortho-fin multigraph, every vertex is incident to at most three loops and the multiplicity of any edge between two distinct vertices is at most eight (and both bounds can be attained). Combined with Euler's formula, this would already give an upper bound of $3n + 8(3n - 6) = 27n - 48$ for the size of a plane ortho-fin multigraph with $n \geq 3$ vertices. In this section, we prove a tighter bound of $7n - 3$ (Theorem 2). The key observation is an angle property for loops and double edges (Lemma 1). For a face P of a plane multigraph $G = (V, E)$, let the **potential** $\Phi(P)$ be the sum of interior angles of P over all vertices in V incident to P . A bounded face of a plane multigraph $G = (V, E)$ is called **degenerate** if it is incident to at most 2 vertices in V .

Lemma 1. *Let $G = (V, E)$ be a plane ortho-fin multigraph, and P a face bounded by a loop or by two parallel edges. Then $\Phi(P)$ is a multiple of $\pi/2$.*

Proof. Let P be bounded by a counterclockwise loop $e = (p_0, p_1, \dots, p_k)$ incident to vertex $v = p_0 = p_k$. Since $p_0p_1 \parallel p_{k-1}p_k$ or $p_0p_1 \perp p_{k-1}p_k$, then the interior angle of P at v is $\pi/2$, π , or $3\pi/2$. In all three cases, $\Phi(P)$ is a multiple of $\pi/2$.

Let P be bounded by parallel edges $e = (p_0, p_1, \dots, p_k)$ and $f = (q_0, q_1, \dots, q_\ell)$ between u and v . Assume w.l.o.g. that e is oriented counterclockwise along P ; consequently, f is oriented clockwise. The interior angles of P at u and v are $\angle p_1uq_1$ and $\angle q_\ell vp_k$. Note, in particular, that $\Phi(P) = \angle p_1uq_1 + \angle q_\ell vp_k$, and $\Phi(P)$

depends only on the directions of the vectors $\overrightarrow{up_1}$, $\overrightarrow{uq_1}$, $\overrightarrow{vp_k}$, and $\overrightarrow{vq_\ell}$. If $\overrightarrow{up_1}$ and $\overrightarrow{vp_k}$ have the same direction, and so do $\overrightarrow{uq_1}$ and $\overrightarrow{vq_\ell}$, then $\angle p_1uq_1 + \angle q_\ell v p_k = 2\pi$. In general, the directions of $\overrightarrow{up_1}$ and $\overrightarrow{vp_k}$ (resp., $\overrightarrow{uq_1}$ and $\overrightarrow{vq_\ell}$) differ by a multiple of $\pi/2$. Consequently, $\Phi(P) = \angle p_1uq_1 + \angle q_\ell v p_k$ is also a multiple of $\pi/2$. \square

Lemma 2. *Let $G = (V, E)$ be a plane ortho-fin multigraph. Then the potential of every degenerate face is a multiple of $\pi/2$.*

Proof. Let P be a degenerate face. The boundary of P can be classified into the following four types; see Fig. 1(b): (i) a single loop, (ii) two or more loops incident to the same vertex, (iii) two parallel edges, (iv) two parallel edges and $k \geq 1$ loops incident to some endpoints of these edges.

For degenerate faces of Types (i) and (iii), the claim follows directly from Lemma 1. For Type (ii), let P be a degenerate face bounded by $k \geq 2$ loops incident to vertex v . Denote by Q_1, \dots, Q_k the simple polygons bounded by these loops. By Lemma 1, $\Phi(Q_1), \dots, \Phi(Q_k)$ are each multiples of $\pi/2$. We may assume w.l.o.g. that P lies in the interior of Q_1 , and the exterior of Q_2, \dots, Q_k . Then we have $P = Q_1 \setminus (\bigcup_{i=2}^k Q_i)$, and $\Phi(P) = \Phi(Q_1) - \sum_{i=2}^k \Phi(Q_i)$, which is a multiple of $\pi/2$.

For Type (iv), let P be a degenerate face bounded by two parallel edges between $u, v \in V$ and by $k \geq 1$ loops incident to u or v . Let Q_0 be the polygon bounded by the two parallel edges, and Q_1, \dots, Q_k the polygons bounded by the loops. Then Q_0 is of Type (iii) and Q_1, \dots, Q_k are each of Type (i). By Lemma 1, $\Phi(Q_0), \Phi(Q_1), \dots, \Phi(Q_k)$ are multiples of $\pi/2$. If the outer boundary of P is formed by the two parallel edges, then $P = Q_0 \setminus (\bigcup_{i=1}^k Q_i)$, and $\Phi(P) = \Phi(Q_0) - \sum_{i=1}^k \Phi(Q_i)$. Otherwise, the outer boundary of P is one of the loops, say the boundary of Q_1 . In this case, $P = Q_1 \setminus (Q_0 \cup \bigcup_{i=2}^k Q_i)$, and $\Phi(P) = \Phi(Q_1) - \Phi(Q_0) - \sum_{i=2}^k \Phi(Q_i)$. In both cases, $\Phi(P)$ is a multiple of $\pi/2$. \square

It turns out that the property in Lemma 2 is sufficient for the analysis. We define a **weak ortho-fin multigraph** as a plane multigraph $G = (V, E)$ such that every edge is a polygonal path, and the potential of every degenerate face is a multiple of $\pi/2$. By Lemma 2, every plane ortho-fin multigraph is a weak ortho-fin multigraph.

A cycle C in a plane multigraph $G = (V, E)$ is a **separating cycle** if both the interior and the exterior of C contains some vertex in V . We also need an elementary lemma to handle subgraphs with one or two vertices. By Euler's formula, a simple planar graph on n vertices has at most $\text{euler}(n)$ edges, where $\text{euler}(1) = 0$, $\text{euler}(2) = 2$, and $\text{euler}(n) = 3n - 6$ for $n \geq 3$.

Lemma 3. *Let $G = (V, E)$ be a weak ortho-fin multigraph, where the outer face is bounded by a loop or two parallel edges. If G has n vertices, n_{out} of which are incident to the outer face, and $n_{\text{int}} = n - n_{\text{out}}$, then $\text{euler}(n) \leq 3n_{\text{int}} + n_{\text{out}} - 1$.*

Proof. There are two cases to consider: If $n_{\text{out}} = 1$, then $3n_{\text{int}} + n_{\text{out}} - 1 = 3(n-1)+1-1 = 3n-3 \geq \text{euler}(n)$ for all $n \geq 1$. If $n_{\text{out}} = 2$, then $3n_{\text{int}} + n_{\text{out}} - 1 = 3(n-2)+2-1 = 3n-5 \geq \text{euler}(n)$ for all $n \geq 2$. \square

Lemma 4. *Let $G = (V, E)$ be a weak ortho-fin multigraph with n vertices, where the outer face is bounded by a loop or two parallel edges, and the boundary of the outer face is a simple polygon P with n_{int} vertices in its interior. Then G has at most $7n_{\text{int}} + \frac{2}{\pi} \cdot \Phi(P) - 1$ edges in the interior of P .*

Proof. We proceed by induction on the number of separating loops and separating double edges. Let n_{out} denote the number of vertices of the outer face.

Base Case. Assume that G has no separating loops and no separating double edges. Let $G^- = (V, E^-)$ be a simple subgraph of G obtained by deleting loops and keeping only one (arbitrary) copy of parallel edges. Every bounded face in G^- is incident to 3 or more vertices. If we incrementally add the edges of $E \setminus E^-$ to G^- , each new edge subdivides an existing face. Since there are no separating loops or double edges, the insertion of each edge creates a new face incident to at most two vertices, or subdivides such a face into two such faces. Denote by k^- the number of degenerate faces of G . Then $k = |E| - |E^-| \geq |E| - \text{euler}(n)$.

Next, we augment G with new edges to a weak ortho-fin multigraph $G^+ = (V, E^+)$ as follows. Let $F = \{f_1, \dots, f_k\}$ be the set of degenerate faces of G . In each face $f_i \in F$ with $\Phi(f_i) > \pi/2$, we insert $\frac{2}{\pi}\Phi(f_i) - 1$ edges that subdivide f_i into subfaces each of which have a potential equal $\pi/2$. Specifically, we can subdivide a face f_i with $\Phi(f_i) > \pi/2$ as follows. While f_i has an interior angle $\theta > \pi/2$ at some vertex $v \in V$, insert a sufficiently small square-shaped loop incident to v , which subdivides f_i into a square Q of potential $\Phi(Q) = \pi/2$, and a face $f'_i = f_i \setminus Q$ of potential $\Phi(f'_i) = \Phi(f_i) - \pi/2$. Now we can assume that all interior angles at vertices of V are less than or equal to $\pi/2$. Consider the sequence $\theta_1, \dots, \theta_m$ of interior angles at consecutive vertices in V along the boundary of f_i . Let $m' \in \{2, \dots, m\}$ be the minimum integer such that $\sum_{i=1}^{m'} \theta_i > \pi/2$. Subdivide the angle θ_1 (resp., $\theta_{m'}$) by a sufficiently small segment in the interior of f_i into $\theta_1 = \theta_1^- + \theta_1^+ > 0$ (resp., $\theta_{m'} = \theta_{m'}^- + \theta_{m'}^+$) such that $\theta_1^+ + (\sum_{1 < i < m'} \theta_i) + \theta_{m'}^- = \pi/2$. Since the face f_i is piecewise linear and path-connected, the two small segments can be augmented into a polygonal path in the interior of f_i that subdivides f_i into $f_i = f'_i \cup f''_i$ with $\Phi(f'_i) = \theta_1^+ + (\sum_{1 < i < m'} \theta_i) + \theta_{m'}^- = \pi/2$, and $\Phi(f''_i) = \Phi(f_i) - \pi/2$.

Clearly, we have augmented G with $\frac{2}{\pi} \left(\sum_{i=1}^k \Phi(f_i) \right) - k$ new edges. The number k^+ of degenerate faces in G^+ equals

$$k^+ = k + \frac{2}{\pi} \left(\sum_{i=1}^k \Phi(f_i) \right) - k \geq |E| - \text{euler}(n) + \frac{2}{\pi} \left(\sum_{i=1}^k \Phi(f_i) \right) - k. \quad (1)$$

Since the faces of G^+ are interior-disjoint, the sum of interior angles is at most $2\pi n_{\text{int}} + \Phi(P)$. Comparing the lower and upper bounds for the sum of interior angles at vertices in V , we obtain

$$\begin{aligned} k^+ \cdot \frac{\pi}{2} &\leq 2\pi n_{\text{int}} + \Phi(P) \\ k^+ &\leq 4n_{\text{int}} + \frac{2}{\pi} \Phi(P). \end{aligned} \quad (2)$$

The combination of upper bound (1) and the lower bound (2) yields

$$|E| \leq 4n_{\text{int}} + \frac{2}{\pi}\Phi(P) + \text{euler}(n) + k - \frac{2}{\pi} \sum_{i=1}^k \Phi(f_i) \quad (3)$$

$$\begin{aligned} &\leq 4n_{\text{int}} + \frac{2}{\pi}\Phi(P) + \text{euler}(n) \\ &= 7n_{\text{int}} + \frac{2}{\pi}\Phi(P) + (\text{euler}(n) - 3n_{\text{int}}). \end{aligned} \quad (4)$$

The number of edges in the interior of P equals $|E| - n_{\text{out}} \leq 7n_{\text{int}} + \frac{2}{\pi}\Phi(P) + (\text{euler}(n) - 3n_{\text{int}} - n_{\text{out}}) \leq 7n_{\text{int}} + \frac{2}{\pi}\Phi(P) - 1$, by Lemma 3, as required.

Induction Step. Assume that G has separating loops or separating double edges. Let $G' = (V', E')$ be the sub-multigraph obtained from G by deleting all vertices that lie in the interior of any loop or in the interior of any cycle formed by parallel edges, and let $n' = |V'|$. Note that the vertices and edges of the outer face have not been deleted.

Let $F' = \{f_1, \dots, f_k\}$ be the set of degenerate faces of G' . By construction, the vertices in $V \setminus V'$ lie in some faces in F' . Suppose that face f_i contains n_i interior vertices for $i = 1, \dots, k$. Using (3) for $G' = (V', E')$, we obtain

$$\begin{aligned} |E| &\leq |E'| + \sum_{i=1}^k \left(7n_i + \frac{2}{\pi}\Phi(f_i) - 1 \right) \\ &\leq \left(4n'_{\text{int}} + \frac{2}{\pi}\Phi(P) + \text{euler}(n') + k - \frac{2}{\pi} \sum_{i=1}^k \Phi(f_i) \right) + \sum_{i=1}^k \left(7n_i + \frac{2}{\pi}\Phi(f_i) - 1 \right) \\ &= 4n'_{\text{int}} + \frac{2}{\pi}\Phi(P) + \text{euler}(n') + \sum_{i=1}^k 7n_i \\ &= 7n_{\text{int}} + \frac{2}{\pi}\Phi(P) + (\text{euler}(n') - 3n'_{\text{int}}). \end{aligned}$$

The number of edges in the interior of P is $|E| - n_{\text{out}} \leq 7n_{\text{int}} + \frac{2}{\pi}\Phi(P) + (\text{euler}(n') - 3n'_{\text{int}} - n'_{\text{out}}) \leq 7n_{\text{int}} + \frac{2}{\pi}\Phi(P) - 1$, by Lemma 3, as required. This completes the induction step, hence the entire proof. \square

Theorem 2. *A weak ortho-fin multigraph on $n \geq 1$ vertices has $\leq 7n - 3$ edges.*

Proof. Let n_{out} be the number of outer vertices of a weak ortho-fin multigraph $G = (V, E)$. First assume that $n_{\text{out}} \in \{1, 2\}$. Assume further that the outer face is the exterior of a simple polygon P . Then G has n_{out} edges on the outer face, and Lemma 4 gives a bound for all remaining edges. The sum of interior angles of P at the n_{out} outer vertices is $\Phi(P) < 2\pi n_{\text{out}}$. Overall, we obtain $|E| < n_{\text{out}} + 7(n - n_{\text{out}}) + \frac{2}{\pi}(2\pi)n_{\text{out}} - 1 \leq 7n - 2n_{\text{out}} - 1 \leq 7n - 3$.

Next assume that $n_{\text{out}} \in \{1, 2\}$, but the outer face has $n_{\text{out}} + \ell$ edges (including at least ℓ loops) for some integer $\ell \geq 0$. Then G is contained in $\ell + 1$ interior-disjoint polygons bounded by these outer edges. The sum of interior angles over

all polygons is still less than $2\pi n_{\text{out}}$. Applying Lemma 4 over all polygons yields $|E| < (n_{\text{out}} + \ell) + (7(n - n_{\text{out}}) + \frac{2}{\pi}(2\pi)n_{\text{out}} - (\ell + 1)) \leq 7n - 2n_{\text{out}} - 1 \leq 7n - 3$.

Consider now the case that $n_{\text{out}} \geq 3$. Let P be a square that contains G in its interior, and v_0 a corner of P . Augment G with the vertex v_0 , a loop along the boundary of P , and n_{out} arbitrary edges between v_0 and the outer vertices of G . Since the new edges between v_0 and the outer vertices of G do not bound any degenerate face and $\Phi(P) = \pi/2$, we obtain a weak ortho-fin multigraph. Applying Lemma 4 for the augmented graph, we obtain $|E| + n_{\text{out}} \leq 7n + \frac{2}{\pi}(\frac{\pi}{2}) - 1 = 7n$, hence $|E| \leq 7n - n_{\text{out}} \leq 7n - 3$. \square

3 Proof of Theorem 1

Let $G = (V, E)$ be a RAC_2 drawing with $n \geq 3$ vertices. Assume w.l.o.g. that every edge has two bends (by subdividing edge segments if necessary), and the middle segment of every edge has positive or negative slope (not 0 or ∞), by rotating the entire drawing by a small angle if necessary. Each edge has two **end segments** and one **middle segment**. We classify crossings as **end-end**, **end-middle**, and **middle-middle** based on the crossing segments.

Arikushi et al. [5] defined a “block” on the set of $3|E|$ edge segments. First define a symmetric relation on the edge segments: $s_1 \sim s_2$ iff s_1 and s_2 cross. The transitive closure of this relation is an equivalence relation. A **block** is a set of segments in an equivalence class. Note that each block consists of segments of exactly two orthogonal directions; see Fig. 2 for an example.

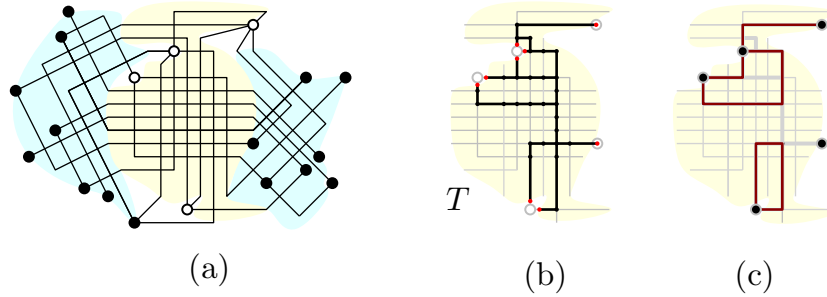


Fig. 2: (a) Three blocks in a RAC_2 drawing. (b) A spanning tree T on nine terminals in the middle block. (c) A plane ortho-fin multigraph on the terminals.

3.1 Matching End Segments in Blocks

Let B be a block of $G = (V, E)$. Denote by $\text{End}(B)$ the set of end segments in B , and let $\text{end}(B) = |\text{End}(B)|$. The segments in B form a connected **arrangement** A , which is a plane straight-line graph: The *vertices* of A are the segment

endpoints and all crossings in B , and the edges of A are maximal sub-segments between consecutive vertices of A . We call a vertex of A a **terminal** if it is a vertex in V (that is, an endpoint of some edge in E). If a terminal p is incident to $k > 1$ edges of the arrangement A , we shorten these edges in a sufficiently small ε -neighborhood of p , and split p into k terminals. We may now assume that each terminal has degree 1 in A , hence there are $\text{end}(B)$ terminals in A .

Let T be a minimum tree in A that spans all terminals. It is well known that one can find $\lfloor \frac{1}{2}\text{end}(B) \rfloor$ pairs of terminals such that the (unique) paths between these pairs in T are pairwise edge-disjoint (e.g., take a minimum-weight matching of $\lfloor \frac{1}{2}\text{end}(B) \rfloor$ pairs of terminals). If $k > 1$ terminals correspond to the same vertex $p \in V$, then we can extend the paths by $\varepsilon > 0$ to p , and the extended paths are still edge disjoint. Let $\mathcal{E}(B)$ be the set of these paths. We say that an edge $e \in \mathcal{E}(B)$ **represents** an edge $f \in E$ if the first or last edge segment of f contains the first or last edge segment of the path e . By definition, each edge $e \in \mathcal{E}(B)$ represents at most two edges in E .

Let \mathcal{E} be the union of the sets $\mathcal{E}(B)$ over all blocks B ; see Fig. 3(left). Note that $H = (V, \mathcal{E})$ is a plane ortho-fin multigraph. Indeed, the edge of H are paths in \mathcal{E} . This means that no two edges of H cross. Each edge of H is a path within the same block, and so the first and last segment of each edge of H are either parallel or orthogonal to each other.

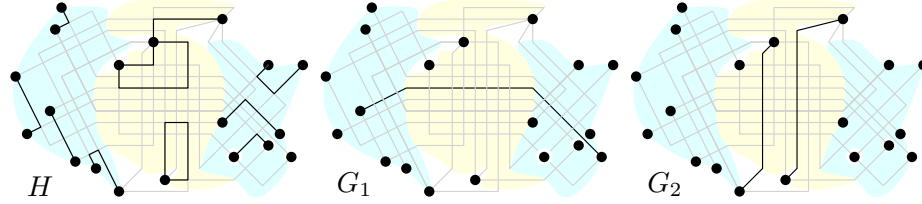


Fig. 3: Graphs H , G_1 and G_2 for the RAC_2 drawing in Fig. 2.

By Theorem 2, the graph $H = (V, \mathcal{E})$ has at most $7n - 3$ edges, and so it represents at most $2(7n - 3) = 14n - 6$ edges of G .

3.2 Gap Planar Graphs

Let $E_0 \subset E$ be the set of edges in $G = (V, E)$ that are not represented in H , and let $G_0 = (V, E_0)$. Clearly G_0 is a RAC_2 drawing with n vertices.

Lemma 5. *In the drawing $G_0 = (V, E_0)$, there is no end-end crossing, and each middle segment is crossed by at most one end segment.*

Proof. A block of G_0 is a subarrangement of a block of G . In every block of G , there is at most one end segment whose edge is not represented by some path in $H = (V, \mathcal{E})$. Consequently, in every block of G_0 , there is at most one end segment. Both claims follow. \square

Partition $G_0 = (V, E_0)$ into two subgraphs, denoted $G_1 = (V, E_1)$ and $G_2 = (V, E_2)$, such that E_1 contains all edges in E whose middle segments have negative slopes, and $E_2 = E_1 \setminus E_0$; see Fig. 3 for an example.

Lemma 6. *In each of $G_1 = (V, E_1)$ and $G_2 = (V, E_2)$, all crossings are end-middle crossings, and every middle segment has at most one crossing.*

Proof. Since G_1 (resp., G_2) is a RAC_2 drawing, where all middle segments have positive (resp., negative) slopes, then the middle segments do not cross. Combined with Lemma 5, this implies that all crossings are end-middle crossings, and every middle segment crosses at most one end segment. \square

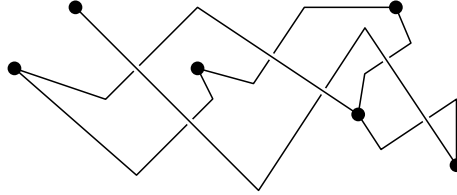


Fig. 4: A RAC_2 drawing: All crossings are between end- and middle-segments, and every middle-segment has positive slope and at most one crossing.

Bae et al. [6] defined a **k -gap planar** graph, for an integer $k \geq 0$, as a graph G that can drawn in the plane such that (1) exactly two edges of G cross in any point, (2) each crossing point is *assigned* to one of its two crossing edges, and (3) each edge is assigned with at most k of its crossings.

Lemma 7. *Both $G_1 = (V, E_1)$ and $G_2 = (V, E_2)$ are 1-gap planar.*

Proof. Every crossing is an end-middle crossing by Lemma 6. Assign each crossing to the edge that contains the middle segment involved in the crossing. Then each edge is assigned with at most one crossing by Lemma 6; see Fig. 4. \square

Bae et al. [6] proved that every 1-gap planar graph on $n \geq 3$ vertices has at most $5n - 10$ edges, and this bound is the best possible for $n \geq 5$. (They have further proved that a multigraph with $n \geq 3$ vertices that has a 1-gap-planar drawing in which no two parallel edges are homotopic has at most $5n - 10$ edges.) It follows that G_1 and G_2 each have at most $5n - 10$ edges if $n \geq 3$.

Proof (Proof of Theorem 1.). Let $G = (V, E)$ be a RAC_2 drawing. Graph $H = (V, \mathcal{E})$ represents at most $2(7n - 3) = 14n - 6$ edges of G by Theorem 2. The remaining edges of G are partitioned between G_1 and G_2 , each containing at most $5n - 10$ edges for $n \geq 3$; see Fig. 4. Overall, G has at most $24n - 26$ edges if $n \geq 3$. \square

Acknowledgements. Work on this paper was initiated at the Tenth Annual Workshop on Geometry and Graphs held at the Bellairs Research Institute, February 3–10, 2023. The author is grateful to Michael Kaufmann and Torsten Ueckerdt for stimulating discussions; and also thanks the GD 2023 reviewers for many helpful comments and suggestions. Research funded in part by NSF awards DMS-1800734 and DMS-2154347.

References

1. Ackerman, E., Fulek, R., Tóth, C.D.: Graphs that admit polyline drawings with few crossing angles. *SIAM J. Discret. Math.* **26**(1), 305–320 (2012). <https://doi.org/10.1137/100819564>
2. Angelini, P., Bekos, M.A., Förster, H., Kaufmann, M.: On RAC drawings of graphs with one bend per edge. *Theor. Comput. Sci.* **828–829**, 42–54 (2020). <https://doi.org/10.1016/j.tcs.2020.04.018>
3. Angelini, P., Bekos, M.A., Katheder, J., Kaufmann, M., Pfister, M.: RAC drawings of graphs with low degree. In: *Proc. 47th Symposium on Mathematical Foundations of Computer Science (MFCS)*. LIPIcs, vol. 241, pp. 11:1–11:15. Schloss Dagstuhl (2022). <https://doi.org/10.4230/LIPIcs.MFCS.2022.11>
4. Angelini, P., Bekos, M.A., Katheder, J., Kaufmann, M., Pfister, M., Ueckerdt, T.: Axis-parallel right angle crossing graphs (2023). <https://doi.org/10.48550/arXiv.2306.17073>, preprint arXiv:2306.17073
5. Arikushi, K., Fulek, R., Keszegh, B., Moric, F., Tóth, C.D.: Graphs that admit right angle crossing drawings. *Comput. Geom.* **45**(4), 169–177 (2012). <https://doi.org/10.1016/j.comgeo.2011.11.008>
6. Bae, S.W., Baffier, J., Chun, J., Eades, P., Eickmeyer, K., Grilli, L., Hong, S., Korman, M., Montecchiani, F., Rutter, I., Tóth, C.D.: Gap-planar graphs. *Theor. Comput. Sci.* **745**, 36–52 (2018). <https://doi.org/10.1016/j.tcs.2018.05.029>
7. Didimo, W.: Right angle crossing drawings of graphs. In: Hong, S., Tokuyama, T. (eds.) *Beyond Planar Graphs*, Communications of NII Shonan Meetings, pp. 149–169. Springer (2020). https://doi.org/10.1007/978-981-15-6533-5_9
8. Didimo, W., Eades, P., Liotta, G.: Drawing graphs with right angle crossings. *Theor. Comput. Sci.* **412**(39), 5156–5166 (2011). <https://doi.org/10.1016/j.tcs.2011.05.025>
9. Didimo, W., Liotta, G., Montecchiani, F.: A survey on graph drawing beyond planarity. *ACM Comput. Surv.* **52**(1), 4:1–4:37 (2019). <https://doi.org/10.1145/3301281>
10. Dujmović, V., Gudmundsson, J., Morin, P., Wolle, T.: Notes on large angle crossing graphs. *Chic. J. Theor. Comput. Sci.* **2011** (2011), <http://cjtcs.cs.uchicago.edu/articles/CATS2010/4/contents.html>
11. Förster, H., Kaufmann, M.: On compact RAC drawings. In: Grandoni, F., Herman, G., Sanders, P. (eds.) *Proc. 28th European Symposium on Algorithms (ESA)*. LIPIcs, vol. 173, pp. 53:1–53:21. Schloss Dagstuhl (2020). <https://doi.org/10.4230/LIPIcs.ESA.2020.53>
12. Rahmati, Z., Emami, F.: RAC drawings in subcubic area. *Inf. Process. Lett.* **159–160**, 105945 (2020). <https://doi.org/10.1016/j.ipl.2020.105945>
13. Schaefer, M.: RAC-drawability is $\exists\mathbb{R}$ -complete. In: Purchase, H.C., Rutter, I. (eds.) *Proc. 29th Symposium on Graph Drawing and Network Visualization (GD)*. LNCS, vol. 12868, pp. 72–86. Springer (2021). https://doi.org/10.1007/978-3-030-92931-2_5