

Statistical Estimation Under Distribution Shift: Wasserstein Perturbations and Minimax Theory

Patrick Chao and Edgar Dobriban*

August 4, 2023

Abstract

Distribution shifts are a serious concern in modern statistical learning as they can systematically change the properties of the data away from the truth. We focus on Wasserstein distribution shifts, where every data point may undergo a slight perturbation, as opposed to the Huber contamination model where a fraction of observations are outliers. We formulate and study shifts beyond independent perturbations, exploring Joint Distribution Shifts, where the per-observation perturbations can be coordinated. We analyze several important statistical problems, including location estimation, linear regression, and non-parametric density estimation. Under a squared loss for mean estimation and prediction error in linear regression, we find the *exact minimax risk*, a least favorable perturbation, and show that the sample mean and least squares estimators are respectively optimal. This holds for both independent and joint shifts, but the least favorable perturbations and minimax risks differ. For other problems, we provide nearly optimal estimators and precise finite-sample bounds. We also introduce several tools for bounding the minimax risk under distribution shift, such as a smoothing technique for location families, and generalizations of classical tools including least favorable sequences of priors, the modulus of continuity, Le Cam's, Fano's, and Assouad's methods.

arXiv:2308.01853v1 [stat.ML] 3 Aug 2023

*The authors are with the Department of Statistics and Data Science, University of Pennsylvania. E-mail addresses: pchao@wharton.upenn.edu, dobriban@wharton.upenn.edu.

Contents

1	Introduction	3
1.1	Notations	4
1.2	Distribution Shift Models	5
1.3	Minimax Estimators and Risk	6
1.4	Related Work	7
2	Results for Example Problems	8
2.1	Location Estimation	9
2.2	Linear Regression	11
2.3	Uniform Location Estimation	13
2.4	Pointwise Nonparametric Density Estimation	15
3	Location Family Bounds	16
3.1	Location Family Upper Bounds	16
3.2	Location Family CDS Lower Bound	17
4	Generalized Bayes Estimators and Least Favorable Priors	18
4.1	Bayes Estimators under Distribution Shift	18
4.2	Gaussian Location Lower Bound Construction	19
4.3	Linear Regression Lower Bound	20
5	Distribution Shift Minimax Lower Bound Tools	20
5.1	Distribution Shift Le Cam Lower Bound	21
5.1.1	Modulus of Continuity	21
5.1.2	Examples	22
6	Discussion	23
A	Minimax Bounds Proofs	26
A.1	Location Estimation	26
A.2	Linear Regression	26
A.3	Uniform Location Estimation	29
A.4	Location Families	32
A.5	Pointwise Density Estimation	35
A.5.1	Proof of Theorem 2.4	35
A.5.2	Auxiliary results	36
B	Details for Bayes Risk Lower Bounds	36
B.1	Bayes JDS	36
B.2	Bayes IDS	38
B.3	Bayes Omitted Proofs	39
B.4	Bayes Estimators	43
C	Minimax Lower Tools and Examples	43
C.1	Le Cam’s Method and Modulus of Continuity	43
C.1.1	Proof of Theorem 5.2	43
C.1.2	1-D Gaussian Location	43
C.1.3	Uniform Location Family	44
C.1.4	Pointwise Density Estimation	45
C.2	Linear Regression	46

C.3	Distribution Shift Fano Lower Bound	46
C.3.1	Multi-dimensional Gaussian Location	47
C.3.2	Gaussian Linear Regression	48
C.4	Distribution Shift Assouad’s Lower Bound	49
C.4.1	Multi-dimensional Gaussian Location (Revisited)	50
C.4.2	Nonparametric Regression	51
C.5	Omitted Proofs Related to Minimax Tools	52
D	Simulations	54
D.1	Location Simulations	55
D.2	Linear Regression Simulations	55
D.3	Uniform Location Simulations	55
E	Technical Reminders and Tools	56
E.1	Wasserstein Distance	56
E.2	Location Families	57
E.3	Gaussian Distributions	58
E.4	Distance and Divergence Inequalities	59
E.5	Other Technical Tools	59
E.6	Comparison of Wasserstein Distribution Shift and Huber Contamination Model	60

1 Introduction

In any data collection process, there may be distribution shifts that adversely affect the fidelity of the data, e.g., historical data may not represent the population of interest, or a sensor may be systematically biased. Despite the presence of distribution shifts, we aim for accurate statistical estimation. Concretely, suppose we are interested to estimate the parameter θ from an observation $X \sim P_\theta$, but we observe *distributionally shifted* data X' from ν , where P_θ and ν are “close”, i.e., $d(P_\theta, \nu) \leq \varepsilon$ for some metric d and perturbation size $\varepsilon \geq 0$. Is it still possible to estimate θ given data under distribution shift, even if the distribution shift is chosen adversarially? What are the best possible robust estimators $\hat{\theta}$?

Total variation perturbations—the choice $d = \text{TV}$ —correspond to Huber’s well studied ε -contamination model (e.g., Huber, 1964, 1965, 2004; Hampel et al., 2005; Chen et al., 2016, 2018; Zhu et al., 2022, etc). In this setting, a fraction ε of the data may be arbitrarily corrupted, representing possible outliers in the data collection process. Standard estimators such as the sample mean are very sensitive to this distribution shift, and other estimators, such as median-type methods, are required.

In the Huber ε -contamination model, only a fraction ε of the data points are modified. Motivated by a number of applications, we consider a different regime, where it is possible for *all observations* to be perturbed by a small quantity. This can be captured by different choices for d , of which the most prominent one is the Wasserstein distance from optimal transport (e.g., Villani, 2003, 2008, etc). For a clean observation X and perturbed observation X' in some Euclidean space, a Wasserstein-1 distribution shift bounds $\mathbb{E} [\|X - X'\|]$, where $\|\cdot\|$ is the Euclidean norm, whereas a total variation distribution shift bounds $\mathbb{P} [X \neq X']$.

These types of distribution shifts going beyond Huber’s ε -contamination model are reflected in a number of applications. Consider an example where we aim to classify tissue samples from hospitals as normal or cancerous; such as in the Camelyon17 dataset (Bánda et al., 2019). Different hospitals may exhibit differences in their imaging techniques, a systematic difference that “shifts” every observation a bit, as opposed to one creating outliers. In this

setting, the distribution shifts between hospitals might more reasonably be characterized by—for instance—a Wasserstein distribution shift rather than by Huber contamination.

These considerations have led to a large body of work on distributionally robust optimization (DRO) and estimators to overcome such challenges, see e.g., Kuhn et al. (2019); Rahimian and Mehrotra (2019); Chen et al. (2020), and Section 1.4 for an overview. However, the fundamental limits of statistical estimation under Wasserstein-type distribution shifts, as measured through minimax risks, have been studied only in a few works, such as Zhu et al. (2022); Liu and Loh (2022). Our work is inspired by these and goes beyond them in several aspects, as detailed through the paper.

We consider an analyst who studies a dataset, and an *adversary* that perturbs this data; this is interpreted broadly and can mean perturbations that occur due to natural reasons. In this paper, we provide the following:

1. A formulation of several types of distribution shifts of an independent and identically distributed (i.i.d.) sample, including a strong form of *Joint Distribution Shift* (JDS), where the adversary can perturb observations in a coordinated way, as well as a lighter form of *I.I.D. Distribution Shift* (IDS), where the adversary can only perturb each data point’s distribution in an i.i.d. way, and the lightest form, *Constant Distribution Shift* (CDS), where the adversary can only shift all data points by the same bounded amount (Sections 1.2 and 1.3).
2. We give a precise analysis of several important statistical problems under these forms of distribution shift (Section 2). This includes *exact minimax risks*, estimators, and least favorable perturbations for normal mean estimation and linear regression under Wasserstein-2 distribution shift. It also includes nearly minimax rate-optimal estimators for uniform location estimation (and more generally for location families in Section 3), and nonparametric density estimation, also under Wasserstein-2 distribution shift.
3. As a highlight, we show that for a squared error loss, the sample mean and least squares estimator are *exactly minimax optimal* for location estimation and prediction in linear regression respectively, regardless of the perturbation level ε . This presents an intriguing contrast with robustness in the Huber ε -contamination model: if each observation is perturbed a bit, we may not be able to do better than using classical averaging-type estimators.
4. As another highlight, in the lower bound for the uniform location estimation under independent distribution shift, we introduce a novel proof technique of smoothing the boundaries of the uniform distribution with a symmetric kernel function supported on the real line. The distribution shift problem is at least as hard as estimating the location in this new location family, and we may apply the Cramér-Rao lower bound (Lehmann and Casella, 1998) to get a handle on the risk. This result shows that the possibly most popular theoretical tool in the area, the modulus of continuity, does not lead to optimal results here.
5. We develop a general set of tools for constructing lower bounds on the minimax risk under general forms of distribution shift. These extend some of the most popular classical tools for lower bounding minimax risks (least favorable sequences of priors, Le Cam’s method, the modulus of continuity, Fano’s method, Assouad’s method), see Sections 4 and 5. We use some of these in our examples, but they may also be of broader interest.

1.1 Notations

For a positive integer n , we denote $[n] := \{1, 2, \dots, n\}$. We denote by \mathcal{X} the observation space. All random variables we consider are defined on a common probability space $(\Omega, \mathcal{F}, \mathbb{P})$. When

the parameter space is of finite dimension p , we will denote it by $\Theta \subset \mathbb{R}^p$. For a family of probability distributions \mathcal{P} of interest, we will denote the estimand of interest by the functional $\theta : \mathcal{P} \rightarrow \mathbb{R}^p$, and the clean data distribution by $\mu \in \mathcal{P}$, implying the parameter of interest is $\theta(\mu)$. When the parameter is identifiable and parametrizes the probability distributions under consideration, we may also denote the data distribution as P_θ for $\theta \in \Theta$. By default, all spaces considered will be topological spaces—and usually subsets of a finite-dimensional Euclidean space—endowed with their respective Borel sigma-algebras.

We arrange n observations $X_i \in \mathcal{X}$ (resp., $X'_i \in \mathcal{X}$) into $X = (X_1, \dots, X_n) \in \mathcal{X}^n$ (resp. $X' = (X'_1, \dots, X'_n)$). In such cases, we will not distinguish between row and column vectors; and no confusion will arise. When $X = (X_1, \dots, X_n)$ where each $X_i \sim \mu$ are i.i.d. random vectors, we will write $X \sim \mu^n$. For a vector $v \in \mathbb{R}^k$, we denote by $\|v\|_q$ the standard ℓ^q norm, while for a matrix $M \in \mathbb{R}^{k \times k'}$, we denote by $\|M\|$ the operator norm. We denote the smallest singular value of a matrix as $\sigma_{\min}(M)$. Unless otherwise specified, for a vector v , $\|v\|$ denotes the ℓ^2 norm. For a square-integrable random vector X , we write $\|X\|_{\ell^2} := (\mathbb{E}[\|X\|_2^2])^{1/2}$. We use the Bachmann-Landau asymptotic notations $\Omega(\cdot)$, $\Theta(\cdot)$, $O(\cdot)$ to absorb constant factors in inequalities. We also use $A \lesssim B$ for $A = O(B)$; $A \sim B$ for $A = \Theta(B)$; and $A \gtrsim B$ for $A = \Omega(B)$.

Assume μ and ν are probability measures on a subset of Euclidean space \mathcal{X} . For $r \geq 1$, the Wasserstein- r distance is defined as

$$W_r(\mu, \nu) = \inf_{(X, Y) \sim \Pi(\mu, \nu)} \{\mathbb{E}[\|X - Y\|_2^r]\}^{1/r},$$

where the infimum is taken over all couplings $\Pi(\mu, \nu)$ between μ and ν . Let $\Pi^*(\mu, \nu)$ be the optimal coupling between μ and ν , which exists from Brenier's theorem (Figalli and Glaudo, 2021). We often consider $r = 2$, or the W_2 distance.

1.2 Distribution Shift Models

Given a family \mathcal{P} of distributions on \mathbb{R} , and i.i.d. $X_i \sim \mu$ for $i \in [n]$ for an unknown $\mu \in \mathcal{P}$, a key classical goal is to estimate the value $\theta(\mu)$ of the parameter $\theta : \mathcal{P} \rightarrow \Theta$. Instead, we consider a distribution shift setting where X_i are unobserved; but we observe X'_i , $i \in [n]$ that are close in distribution to X_i . We consider several forms of distribution shifts, each with a perturbation strength $\varepsilon \geq 0$ to quantify its magnitude.

For a family \mathcal{P} of clean distributions on \mathbb{R} and a family $\overline{\mathcal{P}}^n$ of possible perturbed distributions on \mathbb{R}^n , we consider an *ambiguity set*¹ $\mathcal{V} \subset \mathcal{P} \times \overline{\mathcal{P}}^n = \{(\mu, \tilde{\nu}) : \mu \in \mathcal{P}, \tilde{\nu} \in \overline{\mathcal{P}}^n\}$, which represents the possible distribution shifts under consideration. For $(\mu, \tilde{\nu}) \in \mathcal{V}$, the clean data is $X = (X_1, \dots, X_n)$ with i.i.d. $X_i \sim \mu$, but we observe $X' = (X'_1, \dots, X'_n) \sim \tilde{\nu}$. We consider the following three choices for \mathcal{V} .

Definition 1.1 (Distribution Shifts). *For a family of distributions \mathcal{P} where $\mu \in \mathcal{P}$, and a metric d on probability measures, define the Joint/I.I.D./Constant distribution shift ambiguity sets \mathcal{V} as follows:*

1. **Joint Distribution Shift (JDS):** *We observe $X' \sim (\nu_1, \dots, \nu_n)$, where $d(\mu, \nu_i) \leq \varepsilon$ for all $i \in [n]$, so $\mathcal{V}_J(d, \varepsilon) := \{(\mu, (\nu_1, \dots, \nu_n)) : \mu \in \mathcal{P}, d(\mu, \nu_i) \leq \varepsilon, i \in [n]\}$.*
2. **I.I.D. Distribution Shift (IDS):** *We observe i.i.d. $X'_i \sim \nu$, $i \in [n]$, where $d(\mu, \nu) \leq \varepsilon$, for $i \in [n]$, so $\mathcal{V}_I(d, \varepsilon) := \{(\mu, \nu^n) : \mu \in \mathcal{P}, d(\mu, \nu) \leq \varepsilon\}$.*
3. **Constant Distribution Shift (CDS):** *For i.i.d. $X_i \sim \mu$, $i \in [n]$, we observe X' , where $X'_i = X_i + \delta_\mu$, $i \in [n]$, and δ_μ is a constant with $\|\delta_\mu\|_2 \leq \varepsilon$, for $i \in [n]$; thus $\mathcal{V}_C(\varepsilon) := \{(\mu, \nu^n) : \mu \in \mathcal{P}, \mathbb{P}_{(X_i, X'_i) \sim (\mu, \nu)}[X_i - X'_i = \delta_\mu] = 1, \|\delta_\mu\|_2 \leq \varepsilon\}$.*

Table 1: Two examples of JDS, IDS, and CDS perturbations each. Here \bar{X} is the sample mean, $X_{(1)}$ is the minimum of the real-valued observations, ψ and δ are scalar parameters and $\mathbb{1}$ denotes the indicator function.

Distribution Shift	Examples
JDS	$X'_i = X_i + \psi(\bar{X} - \theta)$; $X'_i = X_i + \psi\mathbb{1}\{X_i = X_{(1)}\}$
IDS	$X'_i = X_i + \psi(X_i - \theta)$; $X'_i = X_i + \delta\mathbb{1}\{X_i > \theta\}$
CDS	$X'_i = X_i + \delta$; $X'_i = X_i + \delta\mathbb{1}\{\theta > 1\} - \delta\mathbb{1}\{\theta < 1\}$

The JDS setting allows the observed X'_1, \dots, X'_n to be dependent; and hence is a more challenging form of distribution shift than the IDS, where the observations are independent. In CDS, the observed data are a constant shift of the clean data. The adversary can use the true value of the parameter in the perturbations. Examples of such distribution shifts are in Table 1. We will sometimes refer to distribution shifts as attacks or perturbations. The IDS and JDS distribution shifts are distantly related to the oblivious and adaptive corruptions from Zhu et al. (2022), where the latter perturbs a sample from the true empirical distribution.

1.3 Minimax Estimators and Risk

Consider an estimator $\hat{\theta} : \mathcal{X}^n \rightarrow \Theta$, a measurable function from the domain \mathcal{X}^n to the parameter space Θ . Next, we define the minimax risk, as well as its instantiations in our setting.

Definition 1.2 (Minimax risk and estimators). *The minimax risk for the parameter θ , ambiguity set \mathcal{V} , and loss function $\mathcal{L} : \Theta \times \Theta \rightarrow [0, \infty)$, is*

$$\mathcal{M}(\theta, n, \mathcal{V}, \mathcal{L}) := \inf_{\hat{\theta} : \mathcal{X}^n \rightarrow \Theta} \sup_{(\mu, \tilde{\nu}) \in \mathcal{V}} \mathbb{E}_{X' \sim \tilde{\nu}} \left[\mathcal{L} \left(\hat{\theta}(X'), \theta(\mu) \right) \right]. \quad (1)$$

Define \mathcal{M}_J , \mathcal{M}_I , and \mathcal{M}_C as the minimax risks for the ambiguity sets from Definition 1.1:

$$\mathcal{M}_a(\varepsilon; \theta, n, d, \mathcal{L}) := \mathcal{M}(\theta, n, \mathcal{V}_a(d, \varepsilon), \mathcal{L}) \text{ for } a \in \{J, I, C\}.$$

An estimator $\hat{\theta}^M$ is a JDS ε, d -minimax estimator if it achieves the JDS ε, d -minimax risk \mathcal{M}_J ,

$$\sup_{(\mu, \tilde{\nu}) \in \mathcal{V}_J(d, \varepsilon)} \mathbb{E}_{X' \sim \tilde{\nu}} \left[\mathcal{L} \left(\hat{\theta}^M(X'), \theta(\mu) \right) \right] = \mathcal{M}_J(\varepsilon; \theta, n, d, \mathcal{L}),$$

and similarly for IDS and CDS. An estimator is a JDS ε, d -minimax rate optimal estimator if the risk is of the order \mathcal{M}_J as a function of n and other specified problem hyperparameters, and similarly for IDS and CDS.

Our goal is to study the minimax risk and determine good estimators under these three distribution shifts. We also aim to determine a least favorable perturbation, or a least favorable distribution over the ambiguity set \mathcal{V} of data distributions and perturbations; also referred to as least favorable priors, see Section 4. We will often study special loss functions, such that for a semi-metric² $\rho : \Theta \times \Theta \rightarrow [0, \infty)$ and a function $\Phi : [0, \infty) \rightarrow [0, \infty)$ increasing on $[0, \infty)$ —such as $\Phi(x) = x$ or x^2 — $\mathcal{L} = \Phi \circ \rho$. For most of our results, we consider $d = W_2$

¹Following terminology in Lee and Raginsky (2017).

²Recall that $\rho : \Theta \times \Theta \rightarrow [0, \infty)$ is a semi-metric if it is positive, symmetric, and for $x, y \in \Theta$, satisfies $d(x, y) = 0$ if and only if $x = y$.

and squared loss $\mathcal{L}(a, b) = \|a - b\|_2^2$. When the context is clear, we may omit the dependence on some quantities, such as the function θ determining the parameter, the sample size n , the metric d , and loss function \mathcal{L} , i.e., we write $\mathcal{M}_J(\varepsilon)$ and describe an estimator as an ε -minimax estimator. We sometimes also indicate the dependence on additional quantities in the minimax risk.

For clarity, the special cases of \mathcal{M}_J , \mathcal{M}_I , and \mathcal{M}_C from Definition 1.2 for squared loss are:

$$\begin{aligned}\mathcal{M}_J(\varepsilon; \theta, n, d) &= \inf_{\hat{\theta}} \sup_{\nu_i: d(\mu, \nu_i) \leq \varepsilon, i \in [n]} \sup_{\mu \in \mathcal{P}} \mathbb{E}_{X'_i \sim \nu_i} \left[\|\hat{\theta}(X') - \theta(\mu)\|_2^2 \right], \\ \mathcal{M}_I(\varepsilon; \theta, n, d) &= \inf_{\hat{\theta}} \sup_{\nu: d(\mu, \nu) \leq \varepsilon} \sup_{\mu \in \mathcal{P}} \mathbb{E}_{X'_i \stackrel{\text{iid}}{\sim} \nu} \left[\|\hat{\theta}(X') - \theta(\mu)\|_2^2 \right], \\ \mathcal{M}_C(\varepsilon; \theta, n, d) &= \inf_{\hat{\theta}} \sup_{\delta: \|\delta\|_2 \leq \varepsilon} \sup_{\mu \in \mathcal{P}} \mathbb{E}_{X'_i = X_i + \delta} \left[\|\hat{\theta}(X') - \theta(\mu)\|_2^2 \right].\end{aligned}\tag{2}$$

Under the distribution shift-free setting, the risk is $R(\theta(\mu), \hat{\theta}) = \mathbb{E} \left[\|\hat{\theta}(X) - \theta(\mu)\|_2^2 \right]$. Since $\mathcal{M}_J(0) = \mathcal{M}_I(0) = \mathcal{M}_C(0)$ all equal the standard minimax risk without distribution shift, we denote this quantity by $\mathcal{M}(0)$:

$$\mathcal{M}(0) = \inf_{\hat{\theta}} \sup_{\mu \in \mathcal{P}} \mathbb{E} \left[\|\hat{\theta}(X) - \theta(\mu)\|_2^2 \right] = \inf_{\hat{\theta}} \sup_{\mu \in \mathcal{P}} R(\theta(\mu), \hat{\theta}).$$

The basic observation that JDS is a stronger perturbation than IDS, which in turn is stronger than CDS for Wasserstein perturbations, is summarized below:

Proposition 1.3. *For any $\varepsilon \geq 0$, we have*

$$\mathcal{M}(0) \leq \mathcal{M}_I(\varepsilon) \leq \mathcal{M}_J(\varepsilon).\tag{3}$$

Further, for $d = W_r$ and for any $r \geq 1$,

$$\mathcal{M}(0) \leq \mathcal{M}_C(\varepsilon; W_r) \leq \mathcal{M}_I(\varepsilon; W_r) \leq \mathcal{M}_J(\varepsilon, W_r).\tag{4}$$

This follows since $\mathcal{V}_I(d, \varepsilon) \subset \mathcal{V}_J(d, \varepsilon)$ and $\mathcal{V}_C(W_r, \varepsilon) \subset \mathcal{V}_I(W_r, \varepsilon)$.

1.4 Related Work

Distribution shift and robust statistics are well-studied, with a large literature focusing on the Huber ε -contamination model, see e.g., Huber (1964, 1965, 2004); Hampel et al. (2005); Chen et al. (2016, 2018); Zhu et al. (2022), etc. Given a distribution P , the data are sampled from a distribution $Q = (1 - \varepsilon)P + \varepsilon P'$, where P' is unconstrained in the standard formulation.

Under general forms of distribution shift, Donoho and Liu (1988) show that the *population analogue* of the minimax risk is determined by the modulus of continuity (also known as the gauge function). In contrast, in our work, we are interested in finite sample results.

Wasserstein distance and optimal transport (Villani, 2003, 2008; Ambrosio et al., 2008; Santambrogio, 2015; Figalli and Glaudo, 2021; Peyré and Cuturi, 2019) has recently seen growing popularity. Similarly, Wasserstein DRO and distribution shift have become widely studied, see e.g., Esfahani and Kuhn (2015); Lee and Raginsky (2017); Blanchet and Kang (2017); Singh and Póczos (2018); Manole et al. (2022); Weed and Berthet (2019); Blanchet et al. (2019); Chen et al. (2020); Staib (2020); Chen et al. (2020); Shafieezadeh Abadeh (2020); Hütter and Rigollet (2021); Duchi et al. (2021). These works typically focus on solving minimax optimization problems numerically, where estimators minimize the least favorable risk over a class of distribution shifts. In contrast, we aim to show minimaxity in the sense of statistical decision theory.

Zhu et al. (2022) investigate estimation under total variation (TV) and W_1 distribution shifts. They show that in the infinite-data—population—limit, the estimator projecting the perturbed distribution to \mathcal{P} is optimal up to constant factors, and the minimax rate is the modulus of continuity. They bound the rate of estimation error using the modulus of continuity, and consider second moment estimation and prediction error for random-design linear regression. In contrast, we have a different focus, providing results for location and density estimation. In the linear regression example that is studied in both papers, we provide the *exact minimax risk* for prediction error, a sharp bound for estimation error, and least favorable perturbations.

In closely related work, Liu and Loh (2022) study IDS Wasserstein-1 shifts, unlike our Wasserstein-2 shifts. They study classical and sparse Gaussian location estimation, covariance matrix estimation, and linear regression. They fit a Wasserstein generative adversarial network (W-GAN) and use the generator to estimate the parameters of interest. They show that the W-GAN gives minimax optimal results up to constant factors. Their problem assumptions differ slightly, for example, they consider 1-Wasserstein perturbations, to leverage its Lipschitz formulation, and study the random design setting.

Since $W_p \leq W_r$ for $p \geq r$, W_1 is the strongest form of Wasserstein perturbation, and W_2 encompasses all W_p -perturbations for $p \geq 2$. Zhu et al. (2022) and Liu and Loh (2022) consider W_1 distribution shifts, and we discuss the differences in the rates in detail for each relevant example later.

2 Results for Example Problems

We provide a summary of our main results for specific questions. We tackle four main statistical problems:

1. Location estimation with arbitrary covariance matrix and dimension.
2. Linear regression for a fixed design $X \in \mathbb{R}^{n \times p}$ where $n \geq p$, using squared estimation and prediction error.
3. Estimating the center of a uniform distribution.
4. Pointwise nonparametric density estimation under Hölder smoothness.

For the first two problems, we provide the *exact* minimax risk (in prediction error for linear regression), optimal estimators, and least favorable adversarial perturbations. For the remaining two problems, we provide rates and estimators that are optimal for some regimes of ε , and nearly optimal otherwise.

A basic but informative upper bound on the risk can be obtained via the triangle inequality. For a fixed estimator $\hat{\theta}$,

$$\sqrt{\mathbb{E}_{X' \sim \tilde{\nu}} \left[\|\hat{\theta}(X') - \theta\|_2^2 \right]} \leq \sqrt{\mathbb{E}_{X' \sim \tilde{\nu}, X \sim \mu^n} \left[\|\hat{\theta}(X') - \hat{\theta}(X)\|_2^2 \right]} + \sqrt{\mathbb{E}_{X \sim \mu^n} \left[\|\hat{\theta}(X) - \theta\|_2^2 \right]}.$$

Taking the supremum over $(\mu, \tilde{\nu}) \in \mathcal{V}_a$ for the corresponding distribution shift $a \in \{J, I, C\}$ and the infimum over estimators $\hat{\theta}$, we find

$$\mathcal{M}_a(\varepsilon)^{1/2} \leq \sup_{(\mu, \tilde{\nu}) \in \mathcal{V}_a} \sqrt{\mathbb{E}_{X' \sim \tilde{\nu}, X \sim \mu^n} \left[\|\hat{\theta}(X') - \hat{\theta}(X)\|_2^2 \right]} + R(\theta, \hat{\theta})^{1/2}. \quad (5)$$

This shows that a (possibly loose) upper bound on the minimax risk under distribution shift can be found via the robustness of an estimator $\hat{\theta}$ and the risk $R(\theta, \hat{\theta})$ without distribution shift. We will use Equation (5) often, but not always.

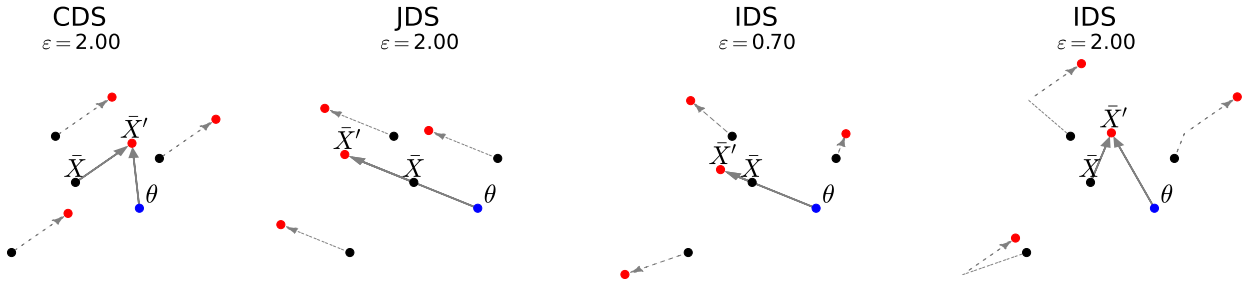


Figure 1: Representation of CDS/IDS/JDS location adversarial perturbations with $n = 3$. We plot the true θ (blue), the unobserved clean observations (black), and the observed perturbed observations (red), as well as the corresponding sample means. The third plot uses a small value of ε where $\zeta > 0$ and $\psi = 0$ while the fourth plot uses a larger value of ε where $\zeta > 0$ and $\psi > 0$.

2.1 Location Estimation

We start by analyzing a general class of problems, estimating the location parameter in location families; which includes both the Gaussian mean and uniform location estimation problems. Formally, a multi-dimensional location family $\{f_\theta, \theta \in \mathbb{R}^p\}$ is specified by the density of $X \in \mathbb{R}^p$ with respect to the Lebesgue measure given by $f_\theta(x) = f(x - \theta)$ for $x \in \mathbb{R}^p$, for an unknown probability density f on \mathbb{R}^p . We consider distributions with a finite covariance matrix. By re-centering, we assume without loss of generality that for $X \sim f_\theta$, $\mathbb{E}[X] = \theta$. We consider location families such that for some $\sigma \geq 0$, $\text{Tr Cov}[X] \leq p\sigma^2$. This allows a constant variance in each of the p coordinates.

Given i.i.d. $X_1, \dots, X_n \sim f_\theta$, the sample mean is exactly minimax optimal for estimating θ under a squared error loss, achieving mean squared error $p\sigma^2/n$ (Lehmann and Casella, 1998). We show that regardless of the perturbation level ε , variance parameter σ^2 , and the strength of the perturbation (CDS/IDS/JDS), the *sample mean remains exact minimax optimal* under W_2 distribution shift. We also construct least favorable perturbations for the three cases.

Theorem 2.1 (Location Estimation under Distribution Shift). *Let $X_1, \dots, X_n \stackrel{iid}{\sim} f_\theta$ be sampled from a location family with an unknown $\theta \in \mathbb{R}^p$, and such that for some given $\sigma \geq 0$, $\text{Tr Cov}[X] \leq p\sigma^2$. For estimating θ from a distributionally shifted sample X' under a squared error loss, the sample mean \bar{X}' is exact minimax optimal regardless of ε under each of the Wasserstein-2 JDS, IDS and CDS distribution shift models. It achieves minimax risk³*

$$\begin{aligned} \mathcal{M}_J(\varepsilon; n, p, \Sigma) &= \left(\varepsilon + \sqrt{\frac{p}{n}}\sigma \right)^2, & \mathcal{M}_C(\varepsilon; n, p, \Sigma) &= \varepsilon^2 + \frac{p\sigma^2}{n}, \\ \mathcal{M}_I(\varepsilon; n, p, \Sigma) &= \begin{cases} \frac{1}{n} (\varepsilon + \sigma\sqrt{p})^2 & \varepsilon^2 \leq \frac{p\sigma^2}{(n-1)^2}, \\ \varepsilon^2 + \frac{p\sigma^2}{n-1} & \varepsilon^2 > \frac{p\sigma^2}{(n-1)^2}. \end{cases} \end{aligned}$$

The lower bound can be attained for a certain sequence of least favorable distributions over θ , and normally distributed data $i \in [n]$, $X_i \stackrel{iid}{\sim} \mathcal{N}(\theta, \Sigma)$, for any Σ with $\text{Tr } \Sigma = p\sigma^2$. For these distributions, least favorable perturbations are given by

$$X'_i = X_i + \begin{cases} \varepsilon \sqrt{\frac{n}{p\sigma^2}} (\bar{X} - \theta) & \text{for JDS,} \\ \zeta (X_i - \theta) + \psi \delta & \text{for IDS,} \\ \varepsilon \delta & \text{for CDS,} \end{cases}$$

³The IDS minimax risk and perturbations hold for $n \geq 2$. When $n = 1$, JDS and IDS are equivalent, and the JDS bound holds.

where

$$\zeta = \min \left(\sqrt{\frac{\varepsilon^2}{p\sigma^2}}, \frac{1}{n-1} \right), \quad \psi = \sqrt{\max \left(0, \varepsilon^2 - \frac{p\sigma^2}{(n-1)^2} \right)}, \quad (6)$$

and δ is drawn uniformly from an isotropic set.

We provide the proof in Appendix A.1. Remarkably, the sample mean is minimax optimal in all three situations, independent of the noise level ε . This presents an intriguing contrast with robustness in the Huber ε -contamination model. Further, the risks for the three distribution shift settings are within a factor of two, but are subtly different.

Moreover, since the lower bound uses a Gaussian distribution, the result remains true specifically for the Gaussian mean estimation problem, both for a fixed covariance matrix (in which case we replace $p\sigma^2$ with $\text{Tr } \Sigma$), and for unknown covariance matrices with $\text{Tr } \Sigma \leq p\sigma^2$. Moreover, the result also holds for location estimation with an unknown density but a known covariance matrix Σ ; this latter result will be generalized in Section 2.2.

The upper bound follows from a more general location family result in Theorem 3.1, and the lower bound follows by constructing a sequence of least favorable priors in Section 4. For the upper bound, we use Equation (5) by considering the sample mean. Since the sample mean is the minimax estimator for the distribution shift-free setting, we find $R(\theta, \hat{\theta}) = p\sigma^2/n$. We also bound $\|\bar{X}' - \bar{X}\|_{\ell_2}$ using properties of the Wasserstein distribution shift. For the IDS setting, we consider a more nuanced analysis, including the omitted cross term, see Section 4.2 for a proof sketch. In the JDS setting, our least favorable perturbation shifts the sample mean away from the true parameter; which requires coordinating the shift over all data points, and makes the shifted data dependent. In the CDS setting, our least favorable perturbation is to shift every observation in a random direction. Formally, least favorable perturbations can be a distribution over perturbations. One could also generalize the CDS class to allow for random δ with the constraint $\mathbb{E} [\|\delta\|_2^2] \leq \varepsilon^2$; in which case such perturbations would belong to the generalized class.

For the IDS setting, we see from (6) that our least favorable perturbation can take two possible forms. For small values of ε , one has $\psi = 0$, and the perturbation scales every observation away from the true parameter, introducing purely variance. For larger values of ε , the perturbation focuses on shifting every observation in a fixed direction, as $\psi \gg \zeta$ for $\varepsilon \rightarrow \infty$, introducing mostly bias. In Figure 1, we plot ζ and ψ for varying values of ε .

To provide some intuition of the transition in the IDS setting, consider estimating θ from observations $X_i \sim \mathcal{N}(\theta, 1)$ for $i \in [n]$ where $\theta = 0$. Then consider the two perturbation classes $X'_{i,1} = (1 + \varepsilon)X_i$ and $X'_{i,2} = X_i + \varepsilon\delta$ for a unit vector δ , for $i \in [n]$. These represent the scaling and shifting done by $\psi\delta$ and ζ in the IDS perturbation. One can verify that $\|X'_{i,1} - X_i\|_{\ell_2} = \|X'_{i,2} - X_i\|_{\ell_2} = \varepsilon$; hence the W_2 distance is bounded by ε . Evaluating the risk, we have $\|\bar{X}'_1 - \theta\|_{\ell_2}^2 \sim (1 + \varepsilon)^2/n$ and $\|\bar{X}'_2 - \theta\|_{\ell_2}^2 \sim \varepsilon^2 + 1/n$. For $\varepsilon \lesssim 1/n$, the first—scaling—perturbation class has greater risk, while for larger ε , the second—shifting—perturbation class has greater risk. The transition occurs at $\varepsilon \sim 1/n$, consistent with our theorem.

In the right plot of Figure 2, we plot the CDS, IDS, and JDS rate for varying levels of ε parameterized as $\varepsilon = n^\alpha$. We plot the log base n risk, which represents the exponent of the risk, e.g., $\varepsilon = 0$ leads to a risk of n^{-1} and a plotted value of -1 . We also plot the empirical risk of the sample mean estimator under our least favorable adversarial perturbations, and find that it matches the theoretical value. See Appendix D.1 for further experimental details.

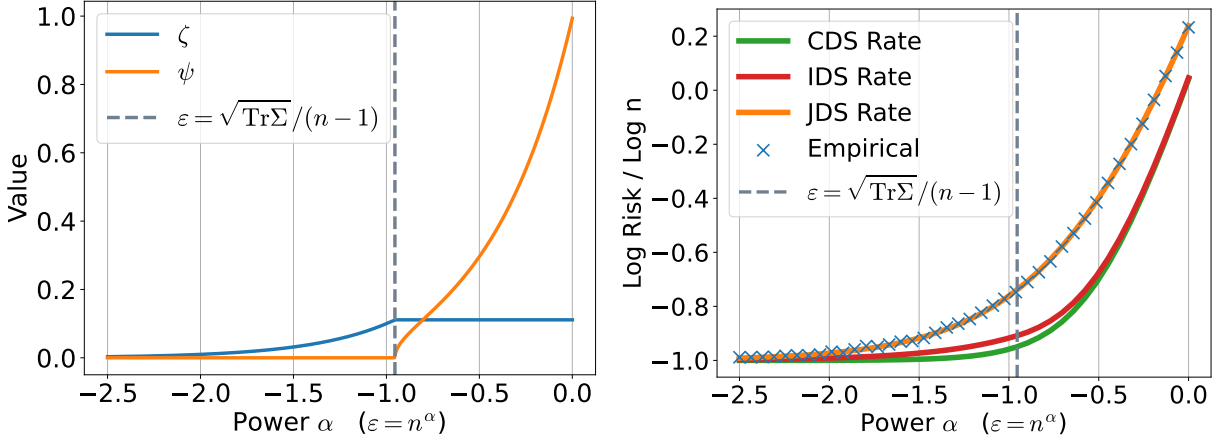


Figure 2: **Left:** Values of ζ and ψ for the IDS perturbation for varying ε . We see that for small values of ε , ζ increases while ψ is zero, and past the transition (gray) of $\varepsilon = \sqrt{p}\sigma/(n-1)$, ζ remains constant at $1/(n-1)$ while ψ increases with ε . **Right:** Log squared error for $n = 10$, $p = 3$, and $\Sigma = 6^{-1}\text{diag}(1, 2, 3)$ (chosen so that $\text{Tr}(\Sigma) = 1$), and the IDS transition represented with the gray dashed line. For small values of ε , we see a rate of n^{-1} as expected.

2.2 Linear Regression

We now consider the important problem of linear regression. For a known fixed full-rank design matrix $X \in \mathbb{R}^{n \times p}$ where $n \geq p$ and an unknown $\theta \in \mathbb{R}^p$, let the unobserved data Y satisfy $Y = X\theta + \mathcal{E}$ where $\mathbb{E}[\mathcal{E}] = 0$ and $\text{Cov}[\mathcal{E}] = \sigma^2 I_n$. We observe Y' where $W_2(Y, Y') \leq \sqrt{n}\varepsilon$. In our fixed design setting, we view Y as a single observation, so JDS and IDS are equivalent. For consistency in notation, we denote the minimax risk by \mathcal{M}_J . We also multiply the distribution shift strength by \sqrt{n} , as this scales ε consistently with the setting of the mean estimation problem; as can be checked in the special case with $n = p$ and $X = I_p$.

Furthermore, we consider two loss functions for $\hat{\theta}$, *squared estimation error* $\rho^2(\hat{\theta}, \theta) = \|\hat{\theta} - \theta\|_2^2$ and *prediction error* $\rho_X^2(\hat{\theta}, \theta) = \|X(\hat{\theta} - \theta)\|_2^2/n$. With these, we find that the least squares estimator $\hat{\theta}(Y') = (X^\top X)^{-1}X^\top Y'$ is exactly minimax optimal for prediction error for all ε , and is optimal for squared error up to constant factors depending on X . We denote by $P_X = X(X^\top X)^{-1}X^\top$ the “hat matrix”, i.e., the projector onto the column space of X , and by $\sigma_{\min}(X)$ the smallest singular value of X .

Theorem 2.2 (Linear Regression Distribution Shift). *Let $X \in \mathbb{R}^{n \times p}$ be a fixed full rank design matrix, $\theta \in \mathbb{R}^p$ with $n \geq p$, and $Y = X\theta + \mathcal{E}$ where $\mathbb{E}[\mathcal{E}] = 0$ and $\text{Cov}[\mathcal{E}] = \sigma^2 I_n$. Consider estimating θ from X and a distributionally shifted sample Y' where $W_2(Y, Y') \leq \sqrt{n}\varepsilon$. Then under a squared error loss $\rho^2(\hat{\theta}, \theta) = \|\hat{\theta} - \theta\|_2^2$,*

$$\frac{\sqrt{n}\varepsilon}{\sigma_{\min}(X)} \vee \sqrt{\sigma^2 \text{Tr}[(X^\top X)^{-1}]} \leq \mathcal{M}_J(\sqrt{n}\varepsilon; \sigma^2 I_n, \rho^2)^{1/2} \leq \frac{\sqrt{n}\varepsilon}{\sigma_{\min}(X)} + \sqrt{\sigma^2 \text{Tr}[(X^\top X)^{-1}]}.$$

The least squares estimator is ε -minimax rate optimal. Moreover, under prediction error $\rho_X^2(\hat{\theta}, \theta) = \|X(\hat{\theta} - \theta)\|_2^2/n$, the least squares estimator is JDS exact ε -minimax optimal regardless of ε , achieving minimax risk

$$\mathcal{M}_J(\sqrt{n}\varepsilon; \sigma^2 I_n, \rho_X^2) = \left(\varepsilon + \sigma \sqrt{\frac{p}{n}} \right)^2. \quad (7)$$

For prediction error, a least favorable perturbation is $Y' = Y + \zeta(P_X Y - X\theta)$, where $\zeta = \varepsilon \sqrt{n}/(\sigma^2 p)$.

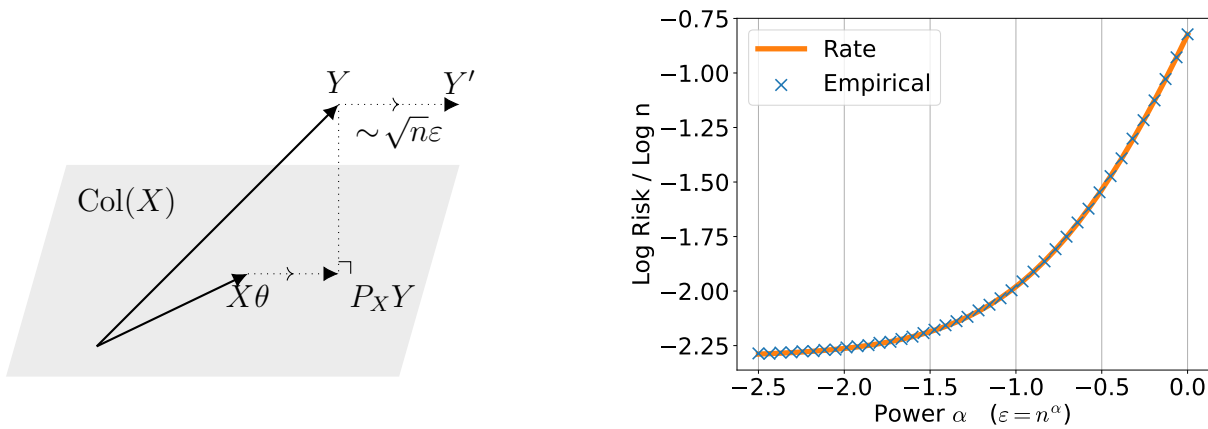


Figure 3: **Left:** Graphical representation of linear regression with an adversarial perturbation with the least squares estimate $P_X Y$ of $X\theta$. Here, Y' is constructed so that $Y' - Y$ is a scaled multiple of $P_X Y - X\theta$, with length proportional to the perturbation budget. **Right:** Empirical evaluation of the risk in a linear regression problem under homoskedastic error and prediction loss ρ_X^2 with $n = 10$, $p = 5$. The empirical performance matches the theoretical rate.

We provide the proof in Appendix A.2. For squared error, our bounds for the minimax risk are tight up to a factor of four, and the least squares estimator is rate optimal. We provide a result for heteroskedastic error in Theorem A.1. Under prediction error, the generalized least squares estimator is still ε -minimax optimal for all ε . Since, as in Section 4.2, the lower bound for both the homoskedastic and heteroskedastic cases uses a Gaussian distribution, Theorem 2.2 and Theorem A.1 also holds for Gaussian noise. In this sense, the results for the prediction error in those theorems generalize the JDS results from Theorem 2.1, for the location estimation problem with the covariance matrix Σ fixed. We chose to state the simpler version in Theorem 2.2 for readability.

Zhu et al. (2022) and Liu and Loh (2022) also provide bounds for linear regression, although our specific assumptions differ. We consider W_2 distance and a fixed design matrix, while they consider W_1 distance and a random design matrix. Nonetheless, our bounds are consistent with the rates from Liu and Loh (2022).⁴ Zhu et al. (2022) assume the existence of a k th moment where $k > 2$ in Theorem 4.4, however, if we extrapolate their result to $k = 2$, our rates are also consistent. Our contributions differ, as we provide the exact minimax risk and the corresponding minimax estimator under a true linear regression model.

As a sketch of the proof, we use the upper bound from Equation (5) for the least squares estimator $\hat{\theta}$. The $R(\theta, \hat{\theta})$ term is known, and the term $\|\hat{\theta}(Y') - \hat{\theta}(Y)\|_{\ell_2}$, is bounded via the factorization $(X^\top X)^{-1} X^\top (Y' - Y)$ for the least squares estimator. We derive the corresponding lower bounds by constructing difficult priors, and by the modulus of continuity.

In the left plot of Figure 3, we provide graphical intuition for our least favorable perturbation under prediction error. The prediction error is governed by the norm of $X(\hat{\theta}(Y) - \theta)$. Our least favorable perturbation constructs Y' by shifting Y in the direction of the prediction error of the least squares estimator without distribution shift, $Y' - Y \propto X(\hat{\theta}(Y) - \theta) = P_X Y - X\theta$, a construction similar to the JDS perturbation in Theorem 2.1. In the right plot of Figure 3, we show that the theoretical rate and empirical performance of the least squares estimator under distribution shift match. For more details on the experiments, see Appendix D.2.

⁴As confirmed via personal communication.

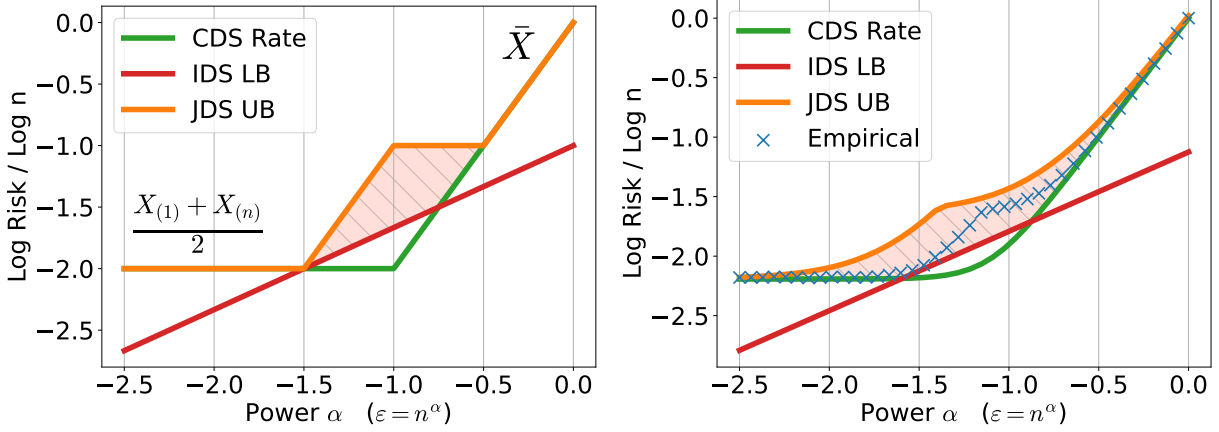


Figure 4: **Left:** Theoretical rate of log risk function for various perturbation levels for the uniform location estimation problem. We plot the JDS upper bound, the CDS rate, and the IDS lower bound from Theorem 2.3. The pink shaded region represents the gap between the bounds. The estimators in black represent optimal estimators in different regimes. **Right:** Empirical evaluation for the uniform location estimation problem with $n = 50$. We see very similar results to the theoretical plot on the left, with the differences in shape stemming from constant factors.

2.3 Uniform Location Estimation

Next, we consider the uniform location estimation problem. For an unknown location parameter $\theta \in \mathbb{R}$, data are generated as $X_i \stackrel{iid}{\sim} \text{Unif}[\theta - 1/2, \theta + 1/2]$ for $i \in [n]$. As usual, we observe perturbed X'_i under the CDS, IDS, or JDS setting, and aim to estimate θ with a squared error loss. For a positive integer m and a vector $v \in \mathbb{R}^m$, we denote the order statistics of v —the entries of v sorted in a non-decreasing order—by $v_{(1)} \leq v_{(2)} \leq \dots \leq v_{(m)}$. For all $k \in [n]$, denote $\hat{\theta}_k(X) = (X_{(k)} + X_{(n-k+1)})/2$. In the distribution shift-free setting, the minimax estimator is $\hat{\theta}_1$ (Lehmann and Casella, 1998), achieving a risk of $1/[2(n+1)(n+2)]$. The next result, proved in Appendix A.3, provides results under distribution shift.

Theorem 2.3 (Uniform Location Distribution Shift). *Let $X_1, \dots, X_n \stackrel{iid}{\sim} \text{Unif}[\theta - 1/2, \theta + 1/2]$ and estimate θ under a squared error loss from a distributionally shifted sample X' . Then $\mathcal{M}_C(\varepsilon; n) = \varepsilon^2 + 1/[2(n+1)(n+2)]$, and*

$$\left(0.614 \cdot \frac{\varepsilon^{2/3}}{n}\right) \vee \mathcal{M}_C(\varepsilon; n) \leq \mathcal{M}_I(\varepsilon; n) \leq \mathcal{M}_J(\varepsilon; n) \leq \begin{cases} \left(\varepsilon\sqrt{n} + \frac{1}{\sqrt{2(n+1)(n+2)}}\right)^2 & \varepsilon \leq C_U \\ \left(\varepsilon + \frac{1}{\sqrt{12n}}\right)^2 & \varepsilon > C_U, \end{cases}$$

where $C_U = \left[\sqrt{3/n} - \sqrt{18/((n+2)(n+1))}\right] / [6(\sqrt{n} - 1)]$ if $n > 1$ and $C_U = 0$ if $n = 1$. The estimator $\hat{\theta}_1$ is CDS ε -minimax for all ε .

Note that $C_U \sim n^{-1}$. When $n = 1$, the two upper bounds in the second bound in Theorem 2.3 are equal. To get a sense of the results, since the estimator $\hat{\theta}_1$ is the mean of the minimum and maximum values, it is very sensitive to changes in $X_{(1)}$ or $X_{(n)}$, or more generally, changes near the boundary of the support of the distribution. The sample mean or median are more robust to changes near the boundary, but only achieve $O(n^{-1})$ squared error

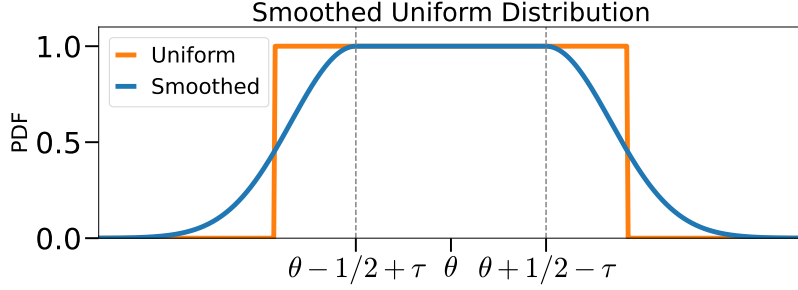


Figure 5: The probability density function of the standard uniform distribution (orange) and the smoothed distribution $f(x; \theta, \tau)$ with a Gaussian kernel (blue).

without perturbations. Therefore, we define a new candidate estimator $\hat{\theta}_\varepsilon^*$ as a function of ε ,

$$\hat{\theta}_\varepsilon^*(X) = \begin{cases} \hat{\theta}_1(X) & \varepsilon \lesssim n^{-1} \\ \bar{X} & \varepsilon \gtrsim n^{-1}. \end{cases} \quad (8)$$

In the left plot of Figure 4, we plot the rates of the bounds on the minimax risk from Theorem 2.3 as a function of α for $\varepsilon = n^\alpha$. We similarly evaluate these results empirically in the right plot, see Appendix D.3 for more details on the simulations. When $\alpha \notin (-1.5, -0.5)$, $\hat{\theta}_\varepsilon^*$ obtains optimal performance. Otherwise, there remains a gap. Based on our analysis in the proofs, we conjecture that using an estimator of the form $\hat{\theta}_k(X)$ where $k \sim \varepsilon^{4/3}n^2$ may dominate $\hat{\theta}_\varepsilon^*$ for $\alpha \in (-1.5, -0.5)$, and may achieve a risk of $\sim \varepsilon^{4/3}$.

Proof Sketch. For JDS, using the decomposition from Equation (5), $\hat{\theta}_\varepsilon^*$ achieves the JDS upper bound up to constant factors. The JDS lower bound follows from the general results on location families. Turning to IDS, the lower bound is especially challenging, as Le Cam’s method and the modulus of continuity—to be discussed later Section 5—do not attain the correct rate. To overcome this challenge, we introduce a novel proof technique, smoothing the uniform distribution $\mu_\theta = \text{Unif}[\theta - 1/2, \theta + 1/2]$ with a symmetric kernel to a new location family $\nu_{\theta, \tau}$, see e.g., Figure 5. The IDS problem is at least as hard as estimating θ using data from the new smoothed distribution. Since the minimax optimal Pitman estimator is unbiased, its risk is lower bounded by the Cramér Rao lower bound, which we compute. Letting $K : \mathbb{R} \rightarrow \mathbb{R}^+$ be the Gaussian kernel $K(x) = (2\pi)^{-1/2} \exp(-x^2/2)$ —our proof shows that other kernels do not improve the rate—define distributions $\nu_{\theta, \tau}$ for $0 < \tau \leq 1/2$ with density

$$f(x; \theta, \tau) = \begin{cases} 1 & |x - \theta| \leq 1/2 - \tau \\ \frac{1}{K(0)} K\left(\frac{|x - \theta| - (1/2 - \tau)}{2\tau K(0)}\right) & |x - \theta| > 1/2 - \tau. \end{cases}$$

After calculations, we find that the Fisher information $I(\theta, \tau) = \mathbb{E} \left[\left(\frac{\partial f}{\partial \theta} \log f(x; \theta, \tau) \right)^2 \right]$ is

$$I(\theta; \tau) = \frac{1}{\tau K(0)^2} \int_0^\infty \frac{(K'(y))^2}{K(y)} dy.$$

Next, letting F_1 and F_2 be the CDFs of μ_θ and $\nu_{\theta, \tau}$ respectively, we start with the formula $W_2^2(\mu_\theta, \nu_{\theta, \tau}) = \int_0^1 (F_1^{-1}(q) - F_2^{-1}(q))^2 dq$ from Theorem E.3. After simplifying this via some variable substitutions and identities—such as that for a CDF F and PDF f , $\int_u^1 F^{-1}(x) dx = \int_{F^{-1}(u)}^\infty x f(x) dx$ —we obtain

$$W_2^2(\mu_\theta, \nu_{\theta, \tau}) = \tau^3 \left(\frac{2}{3} + 16K^2(0) \int_0^\infty u^2 K(u) du - 16K(0) \int_0^\infty (2S(u) - 1)uK(u) du \right).$$

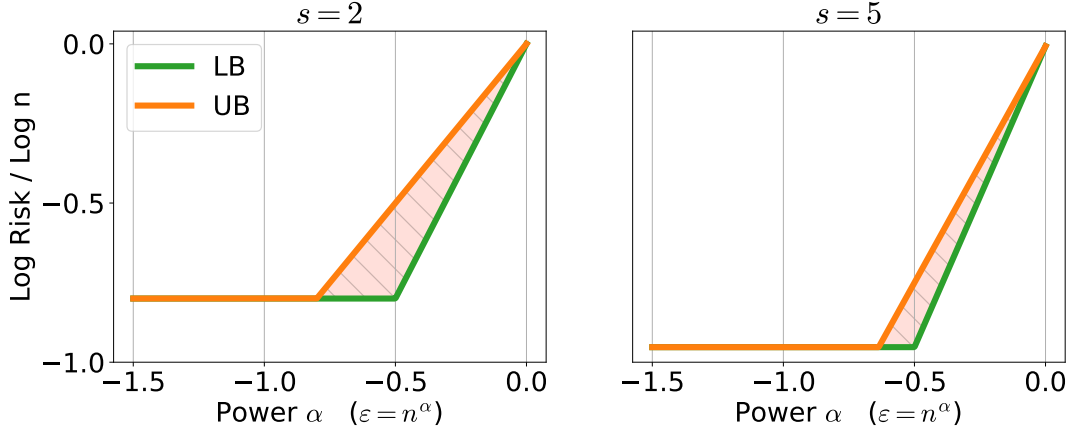


Figure 6: Theoretical rate of log risk function for various perturbation levels and smoothness levels for the pointwise density estimation problem. We plot the lower and upper bounds from Theorem 2.4 (LB and UB, respectively). The pink shaded region represents the gap between the bounds, which diminishes for greater smoothness levels.

This leads to $I(\theta; \tau) = \pi/\tau$, $W_2^2(\mu_\theta, \nu_{\theta, \tau}) \sim \tau^3$, and thus to $I(\theta; \tau) \sim \varepsilon^{-\frac{2}{3}}$. From the CRLB, we conclude that the minimax risk is lower bounded by $M_I(\varepsilon; n) \geq 1/[nI(\theta; \tau)] \sim \varepsilon^{2/3}/n$. \square

2.4 Pointwise Nonparametric Density Estimation

We now consider the problem of nonparametric density estimation under IDS shifts. Following the notation in Tsybakov (2009), for a Hölder exponent $s > 0$ and $L > 0$, define the Hölder class $\Sigma(s, L)$ of functions as the subset of $l = \lfloor s \rfloor$ times differentiable functions with

$$\Sigma(s, L) := \left\{ f : \mathbb{R} \rightarrow \mathbb{R} \mid |f^{(l)}(x) - f^{(l)}(x')| \leq L|x - x'|^{s-l}, \text{ for all } x, x' \in \mathbb{R} \right\}.$$

Let $\mathcal{P}(s, L)$ be the class of probability densities with respect to Lebesgue measure in the Hölder class:

$$\mathcal{P}(s, L) := \left\{ p : \mathbb{R} \rightarrow [0, \infty) \mid \int_{\mathbb{R}} p(x) dx = 1, p \in \Sigma(s, L) \right\}.$$

Let $X_1, \dots, X_n \stackrel{\text{iid}}{\sim} f$, where $f \in \mathcal{P}(s, L)$ is a s -Hölder continuous density. Our objective is to estimate $\theta(f) = f(x_0)$ for a fixed x_0 , in a squared error, i.e., with $\rho(a, b) = |a - b|^2$ and $\Phi(x) = x^2$. For the distribution shift-free problems, when $\varepsilon = 0$, the minimax rate is $\Theta(n^{-s/(2s+1)})$, see e.g., Farrell (1972), Ibragimov and Has’Minskii (2013), Tsybakov (2009). We consider IDS distribution shifted observations X'_i whose marginal distributions also belong to $\mathcal{P}(s, L)$, and show nearly tight upper and lower bounds.

Theorem 2.4 (Pointwise Density Distribution Shift). *Let $X'_1, \dots, X'_n \stackrel{\text{iid}}{\sim} \tilde{f}$ where $f, \tilde{f} \in \mathcal{P}(s, L)$ for $s, L > 0$ and $W_2(f, \tilde{f}) \leq \varepsilon$ for $\varepsilon \leq 1$. For any fixed $x_0 \in \mathbb{R}$, consider estimating the density at x_0 using X' in a squared error loss. Then*

$$n^{-2s/(2s+1)} \vee \varepsilon^{4s/(2s+1)} \lesssim \mathcal{M}_I(\varepsilon; n, s, L, \rho^2) \lesssim n^{-2s/(2s+1)} \vee \varepsilon^{2s/(s+2)}.$$

The lower bound follows from an application of the modulus of continuity, to be discussed in Section 5.1.1, also using the Talagrand transportation cost inequality (Talagrand, 1996;

Otto and Villani, 2000). The upper bound follows by analyzing a kernel density estimator using Lipschitz properties of the kernel, see Appendix A.5 for the proofs.

The upper and lower bounds match for $\varepsilon \leq n^{-(s+2)/(2s+1)}$, attaining the standard $n^{-2s/(2s+1)}$ rate. For larger values of ε , we have a gap between the bounds, which narrows for larger levels of smoothness, see Figure 6, for a plot of the rates for $s = 2$ and 5 . We believe that the lower bound may be loose, while the upper bound may be sharp. The upper bound is valid for all choices of $\varepsilon \geq 0$, whereas the proof for the lower bound requires $\varepsilon \leq 1$. Indeed, naively extrapolating the lower bound for $\varepsilon \geq 1$ results in the lower bound exceeding the upper bound, suggesting the lower bound could be improvable.

3 Location Family Bounds

In this section, we present more details on upper and lower bounds in location families.

3.1 Location Family Upper Bounds

We first provide a set of upper bounds for location parameter estimation under various forms of distribution shift.

Theorem 3.1 (Location Family Upper Bounds). *For a location family with finite covariance matrix Σ , consider estimating θ under a squared error loss. We have the following upper bounds on the minimax risk under Wasserstein distribution shift:*

1. For JDS, $\mathcal{M}_J(\varepsilon; n, p, \Sigma) \leq \left(\varepsilon + \sqrt{\text{Tr}(\Sigma)/n}\right)^2$.
2. For IDS, if $n \geq 2$,

$$\mathcal{M}_I(\varepsilon; n, p, \Sigma) \leq \begin{cases} \frac{1}{n} \left(\varepsilon + \sqrt{\text{Tr}(\Sigma)}\right)^2 & \varepsilon^2 \leq \frac{\text{Tr}(\Sigma)}{(n-1)^2} \\ \varepsilon^2 + \frac{\text{Tr}(\Sigma)}{n-1} & \varepsilon^2 > \frac{\text{Tr}(\Sigma)}{(n-1)^2}. \end{cases} \quad (9)$$

If $n = 1$, $\mathcal{M}_I^{1/2}(\varepsilon; n, p, \Sigma) \leq \varepsilon + \sqrt{\text{Tr}(\Sigma)}$ for all $\varepsilon \geq 0$.

3. For CDS, given any unbiased location equivariant estimator $\hat{\theta}$ of θ , we have $\mathcal{M}_C(\varepsilon; n, p, \Sigma) \leq \varepsilon^2 + \text{Tr}\left(\text{Cov}\left[\hat{\theta}(X)\right]\right)$. In particular, for $\hat{\theta}(X) = \bar{X}$, the result holds with $\text{Tr}\left(\text{Cov}\left[\hat{\theta}(X)\right]\right) = \text{Tr}(\Sigma)/n$.

The sample mean $\hat{\theta}(X) = \bar{X}$ achieves the risk specified in the upper bounds in each case.

We provide the proof in Appendix A.4.

Proof Sketch. Using the sample mean estimator $\hat{\theta}(X) = \bar{X}$ throughout, for the JDS setting, we derive the bound from Equation (5). For the IDS setting, we proceed by a more delicate analysis, keeping the cross term $\mathbb{E}\left[(\bar{X}' - \bar{X})^\top (\bar{X} - \theta)\right]$. We consider couplings (X_i, X'_i) with $\mathbb{E}\left[\|X'_i - X_i\|_2^2\right] = W_2(X'_i, X_i)^2 \leq \varepsilon^2$, $i \in [n]$. Then, decomposing the risk,

$$\mathcal{M}_I(\varepsilon) \leq \mathbb{E}\left[\|(\bar{X}' - \bar{X}) + (\bar{X} - \theta)\|_2^2\right] = \mathbb{E}\left[\|(\bar{X}' - \bar{X})\|_2^2\right] + \frac{\text{Tr}(\Sigma)}{n} + \frac{2}{n}\mathbb{E}\left[(X'_1 - X_1)^\top (X_1 - \theta)\right].$$

Define, for all $i \in [n]$, $Y_i = X'_i - X_i$ and $Z_i = X_i - \theta$. It follows that $Z_i \stackrel{\text{iid}}{\sim} f_0$, Y_i are i.i.d., and $\mathbb{E}\left[\|Y_i\|_2^2\right] \leq \varepsilon^2$. Denoting $\mathcal{I} := \mathcal{M}_I - \frac{\text{Tr}(\Sigma)}{n}$,

$$\mathcal{I} \leq \mathbb{E}\left[\|\bar{Y}\|_2^2\right] + \frac{2}{n}\mathbb{E}\left[Y_1^\top Z_1\right].$$

To maximize this upper bound, when Y_i aligns with Z_i , e.g., $Y_i \propto Z_i$, the second term can be large, but the average \bar{Y} may be close to zero, since the Z_i s may cancel each other out. If instead $Y_i \propto \delta$ for a fixed vector δ , then the first term $\|\bar{Y}\|$ will increase, but the inner product will be small. More formally, consider the following decomposition with terms defined below:

$$Y_i = \underbrace{\mathbb{E}[Y_i]}_{\psi\delta} + \underbrace{(\mathbb{E}[Y_i | Z_i] - \mathbb{E}[Y_i])}_{g(Z_i)} + \underbrace{(Y_i - \mathbb{E}[Y_i | Z_i])}_{b(Z_i, Y_i)}.$$

Thus, we define $\psi \in \mathbb{R}$ and the deterministic unit vector δ by $\psi\delta = \mathbb{E}[Y_i]$, $g(Z_i) = \mathbb{E}[Y_i | Z_i] - \mathbb{E}[Y_i]$, and $b(Z_i, Y_i) = Y_i - \mathbb{E}[Y_i | Z_i]$. As above, if Y_i aligns with Z_i , then $\psi = 0$ and $g(Z_i)$ can be large. If Y_i is proportional to a fixed vector δ , then ψ is large and $g(Z_i) = 0$. The third term $b(Z_i, Y_i)$ captures additional noise in $Y_i | Z_i$, and does not increase the objective as efficiently. We will show that the optimal choice is indeed $b(Z_i, Y_i) = 0$.

Thus, we aim to choose g , b , ψ , and δ to solve

$$\begin{aligned} \sup_{g, b, \psi, \delta} \quad & \mathbb{E} \left[\left\| \sum_{i=1}^n (\psi\delta + g(Z_i) + b(Z_i, Y_i)) \right\|_2^2 \right] + 2n\mathbb{E} \left[(\psi\delta + g(Z_1))^\top Z_1 \right] \\ \text{s.t.} \quad & \mathbb{E} \left[\|\psi\delta + g(Z_i) + b(Z_i, Y_i)\|_2^2 \right] \leq \varepsilon^2 \text{ for all } i \in [n]. \end{aligned}$$

We show in Lemma E.11 that any choice of $b(Z_i, Y_i) \neq 0$ may be dominated by reallocating the $b(Z_i, Y_i)$ to g and ψ in the fixed budget. Then, directly expanding the objective and constraints, from further applications of the law of iterated expectation and the Cauchy-Schwartz inequality, we find the problem

$$\sup_{\psi} \quad n^2\psi^2 + n(\varepsilon^2 - \psi^2) + 2n\sqrt{(\varepsilon^2 - \psi^2)\text{Tr}(\Sigma)} \quad \text{s.t.} \quad \psi \leq \varepsilon.$$

Lastly, we find the solution $\psi = \sqrt{\max(0, \varepsilon^2 - \text{Tr}\Sigma/(n-1)^2)}$, which leads to the desired upper bound (9). To obtain equality in the Cauchy-Schwartz inequality used above, we need $g(Z_i) = \zeta Z_i$, leading to $\zeta = \min\left(\sqrt{\varepsilon^2/\text{Tr}(\Sigma)}, 1/(n-1)\right)$, which matches (6). \square

3.2 Location Family CDS Lower Bound

We now provide a lower bound for location parameter estimation under CDS distribution shift.

Theorem 3.2 (Location Family Lower Bound). *For the location estimation problem described in Theorem 3.1, under CDS,*

$$\mathcal{M}_C(\varepsilon; n, p, \Sigma) \geq \varepsilon^2 + \mathcal{M}(0). \quad (10)$$

We provide the proof in Appendix A.4. A key estimator for location families is the *Pitman* estimator (Lehmann and Casella, 1998),

$$\hat{\theta}^{\text{Pitman}}(x) = \frac{\int_{\mathbb{R}^p} u f(x_1 - u, \dots, x_n - u) du}{\int_{\mathbb{R}^p} f(x_1 - u, \dots, x_n - u) du}. \quad (11)$$

Without a distribution shift, this is minimax optimal under a squared error loss (Lehmann and Casella, 1998); see Theorem E.5 for a summary. Our next result shows that this is still the case under CDS distribution shift if the Pitman estimator is unbiased and has a finite covariance matrix; see Appendix A.4 for the proof.

Corollary 3.3 (Pitman Estimator is Minimax if Unbiased). *If the Pitman estimator for the location family $\{f_\theta, \theta \in \mathbb{R}^p\}$ is unbiased and has a finite covariance matrix, then $\mathcal{M}_C(\varepsilon; n, p, \Sigma) = \varepsilon^2 + \mathcal{M}(0)$ for all ε , and the Pitman estimator is CDS ε -minimax for the family f_θ for all ε .*

4 Generalized Bayes Estimators and Least Favorable Priors

Now we turn to presenting how the classical technique of studying the minimax risk via Bayes errors and least favorable sequences of priors applies to the setting of distributional shift. This is the key technique that we use in deriving our previous normal mean and prediction error linear regression lower bounds. We focus on JDS and IDS shifts, and do not consider CDS, as the results from the previous section can already be used to obtain sharp results in our examples. Since the definitions and basic results for JDS and IDS are very similar, to avoid repetition in the paper, we present the JDS case in detail in the main text, and defer the IDS case to Appendix B.

4.1 Bayes Estimators under Distribution Shift

A classical approach for deriving minimax estimators is via deriving sequences of least favorable prior distributions over the parameter space⁵ Θ , and corresponding estimators whose risk achieves the limiting Bayes risk. In detail, the average risk of an estimator $\hat{\theta} : \mathcal{X}^n \rightarrow \Theta$ under prior Λ for θ is $r(\Lambda, \hat{\theta}) = \int R(\theta, \hat{\theta}) d\Lambda(\theta)$. Any estimator $\hat{\theta}_\Lambda$ minimizing $r(\Lambda, \hat{\theta})$ is called a Bayes estimator with respect to Λ .

Here, we aim to present how this technique applies to JDS shifts. Formally speaking, our definitions are instances of the existing general notions in decision theory for parameters of the form $(\theta, \tilde{\nu}) \in \mathcal{P}(\Theta \times \mathcal{P}(M^n))$, subject to the restriction that they are supported on the sets defined later in (25), and moreover where the data distribution depends only on the estimand θ .

However, we find it valuable to state definitions and results explicitly, in order to have an easily accessible reference in our proofs, and in order to introduce appropriate terminology.

For JDS shifts, we consider a joint prior probability distribution for the parameter θ of interest and the perturbation distributions. Formally, for a separable metric space (M, d) with Borel σ -algebra $B(M)$, let $\mathcal{P}(M)$ be the set of probability measures on $(M, B(M))$. Let $\pi : \mathcal{P}(M) \times \mathcal{P}(M) \rightarrow [0, \infty)$ be a metric. Let τ be the topology induced by π , and let $B(\mathcal{P}(M))$ be the Borel σ -algebra generated by the open sets. A random variable $(\Omega, \mathcal{F}, \mathbb{P}) \rightarrow (\mathcal{P}(M), B(\mathcal{P}(M)))$ is called a random probability measure.

To define a prior probability distribution over both θ and the perturbations taking values in M^n , we choose a random variable $Z^{(n)} : (\Omega, \mathcal{F}, \mathbb{P}) \rightarrow (\Theta \times \mathcal{P}(M^n), B(\Theta \times \mathcal{P}(M^n)))$. Given $Z^{(n)}$, the joint probability measure $\Lambda^{(n)} \in \mathcal{P}(\Theta \times \mathcal{P}(M^n))$ for the parameter θ and the perturbation distributions ν_i for each of the n data points is defined as the pushforward measure taking values $\Lambda^{(n)}(A) = \mathbb{P}[(Z^{(n)})^{-1}(A)]$ for any $A \in B(\Theta \times \mathcal{P}(M^n))$.

For a loss function $\mathcal{L} : \Theta \times \Theta \rightarrow [0, \infty)$, with a perturbed distribution $\tilde{\nu} = (\nu_i)_{i=1}^n$, define the risk $R_{\tilde{\nu}}$ as $R_{\tilde{\nu}}(\theta, \hat{\theta}) = \mathbb{E}_{X' \sim \tilde{\nu}}[\mathcal{L}(\theta, \hat{\theta}(X'))]$. Let $R(\theta, \hat{\theta}) = R_{P_\theta^n}(\theta, \hat{\theta})$ where P_θ is the clean distribution.

Definition 4.1 (Bayes Risk and Estimators). *The average risk of $\hat{\theta} : \mathcal{X}^n \rightarrow \Theta$ with respect to prior $\Lambda^{(n)} \in \mathcal{P}(\Theta \times \mathcal{P}(M^n))$ is, with $\tilde{\nu} = (\nu_i)_{i=1}^n$,*

$$r(\Lambda^{(n)}, \hat{\theta}) = \int R_{\tilde{\nu}}(\theta, \hat{\theta}) d\Lambda^{(n)}(\theta, \nu_1, \dots, \nu_n).$$

⁵In this section, we will assume for simplicity that the parameter is identifiable and parametrizes the distributions via $\theta \mapsto P_\theta$. However, the results extend without difficulty to parameters that are functionals of distributions, by considering priors over the distributions.

If for all estimators $\hat{\theta}$, $r(\Lambda^{(n)}, \hat{\theta}_{\Lambda^{(n)}}) \leq r(\Lambda^{(n)}, \hat{\theta})$, then $\hat{\theta}_{\Lambda^{(n)}}$ is a Bayes estimator for $\Lambda^{(n)}$. The Bayes risk $r_{\Lambda^{(n)}}$ is defined as $r_{\Lambda^{(n)}} = \inf_{\hat{\theta}} r(\Lambda^{(n)}, \hat{\theta})$, and equals the risk of a Bayes estimator, if one exists.

If the prior $\Lambda^{(n)}$ satisfies the conditions for JDS/IDS perturbations, the Bayes risk $r_{\Lambda^{(n)}}$ is a lower bound for the minimax risk. We provide the details in Appendix B.1.

4.2 Gaussian Location Lower Bound Construction

In this section, we show how to construct a sequence of least favorable priors over the extended space of parameters and perturbation distributions to derive the JDS and IDS lower bounds for Gaussian location estimation.

Theorem 4.2 (Gaussian Location Bayes Lower Bound Construction). *For the Gaussian location estimation problem where $X_1, \dots, X_n \stackrel{iid}{\sim} \mathcal{N}(\theta, \Sigma)$, under the JDS ε -perturbation model, there is a sequence of priors whose Bayes risks have the limit $r_{\Lambda^{(n)}} = \left(\varepsilon + \sqrt{\text{Tr} \Sigma / n}\right)^2$. Under the IDS ε -perturbation model, there is a sequence of priors whose Bayes risks have the limit*

$$r_{\Lambda} = \begin{cases} \frac{1}{n} \left(\varepsilon + \sqrt{\text{Tr} \Sigma}\right)^2 & \varepsilon^2 \leq \frac{\text{Tr} \Sigma}{(n-1)^2} \\ \varepsilon^2 + \frac{\text{Tr} \Sigma}{n-1} & \varepsilon^2 > \frac{\text{Tr} \Sigma}{(n-1)^2}. \end{cases} \quad (12)$$

We provide a proof sketch below, and the full proof in Appendix B.3.

Proof Sketch. For IDS, and for $b > 0$, similarly let Λ_b be a prior distribution over θ, ν defined by drawing $\theta \sim \mathcal{N}(0_p, b^2 I_p)$ and $X_i \stackrel{iid}{\sim} \mathcal{N}(\theta, \Sigma)$. For $i \in [p]$, let e_i be the i th standard basis vector, and choose δ uniformly from the set $Q = \{e_1, \dots, e_p, -e_1, \dots, -e_p\}$.⁶ Construct the observed perturbed data X'_i as $X'_i = X_i + \zeta(X_i - \theta) + \psi\delta$, with ζ, ψ from (6). The distribution ν is defined by the induced law of X'_i . These perturbations are displayed in Figure 1. We check that this satisfies the Wasserstein condition and is a valid IDS perturbation.

To compute the Bayes risk under this prior ν , we compute the posterior distribution of θ given X' , and use Lemma B.10. Using the distribution of θ and $X \mid \theta$, the posterior distribution is proportional to

$$f(\theta \mid X') \propto \sum_{\delta' \in Q} \exp\left(-\frac{\|\theta\|^2}{2b^2}\right) \exp\left(-\frac{1}{2} \sum_{i=1}^n (X'_i - \psi\delta' - \theta)^\top ((1 + \zeta)^2 \Sigma)^{-1} (X'_i - \psi\delta' - \theta)\right).$$

Thus, the posterior distribution of θ is a mixture of $2p$ Gaussian distributions. We may compute the mean and covariance of each mixture component, and consider the limit $b \rightarrow \infty$. Then by applying Lemma E.9 to combine the mixture components, the entire posterior variance is

$$\lim_{b \rightarrow \infty} \text{Cov} [\theta \mid X'] = \frac{(1 + \zeta)^2}{n} \Sigma + \frac{\psi^2}{p} I_p.$$

Since this covariance is independent of X' , its trace equals the Bayes risk, leading to:

$$r_{\Lambda} = \lim_{b \rightarrow \infty} \text{Tr Cov} [\theta \mid X'] = \begin{cases} \frac{1}{n} \left(1 + \frac{\varepsilon}{\sqrt{\text{Tr} \Sigma}}\right)^2 \text{Tr} \Sigma & \varepsilon^2 \leq \frac{\text{Tr} \Sigma}{(n-1)^2} \\ \frac{1}{n} \left(1 + \frac{1}{n-1}\right)^2 \text{Tr} \Sigma + \varepsilon^2 - \frac{\text{Tr} \Sigma}{(n-1)^2} & \varepsilon^2 > \frac{\text{Tr} \Sigma}{(n-1)^2}. \end{cases}$$

This equals (12), finishing the proof for IDS.

⁶One can choose any isotropic set with mean zero, $\mathbb{E}[\delta\delta^\top] = I_p$ and $\mathbb{E}\delta = 0$, the current choice is for simplicity.

For the JDS setting, the argument is similar. We construct a sequence of priors $\Lambda_b^{(n)}$, $b \in \mathbb{N}$, where $\theta \sim \mathcal{N}(0_p, b^2 I_p)$. The perturbations $\tilde{\nu}_b$ are the distributions induced by $X'_i - X_i \propto \bar{X} - \theta$, with the proper constant term to satisfy the Wasserstein condition. The remaining steps are similar to the IDS case, and are provided in Appendix B.3. \square

4.3 Linear Regression Lower Bound

In this section we show how to construct a sequence of least favorable priors for linear regression.

Theorem 4.3 (Linear Regression Lower Bound Construction). *Consider the linear regression problem described in Theorem 2.2 with a general invertible covariance matrix Σ instead of $\sigma^2 I_n$ and let $P_{X,\Sigma} = X(X^\top \Sigma^{-1} X)^{-1} X^\top \Sigma^{-1}$. There is a sequence of priors Λ_b for $b > 0$ whose Bayes risks have a limit as $b \rightarrow \infty$ equal to, under squared error loss $\rho^2(\hat{\theta}, \theta) = \|\hat{\theta} - \theta\|_2^2$,*

$$r_\Lambda = \left(1 + \varepsilon \sqrt{\frac{n}{\text{Tr}[\Sigma P_{X,\Sigma}]}}\right)^2 \text{Tr} \left[(X^\top \Sigma^{-1} X)^{-1} \right],$$

and under prediction error $\rho_X^2(\hat{\theta}, \theta) = \|X(\hat{\theta} - \theta)\|_2^2/n$, $r_\Lambda = \left(\varepsilon + \sqrt{n^{-1} \text{Tr}[\Sigma P_{X,\Sigma}]}\right)^2$.

We provide the proof of Theorem 4.3 in Appendix B.3. This result generalizes the one for location estimation under JDS perturbations from Theorem 4.2. We retain the previous result for completeness and for the IDS setting. In the proof, we construct a sequence of priors Λ_b where $\theta \sim \mathcal{N}(0_p, b^2 I_p)$ and $Y' - Y \propto (P_{X,\Sigma} Y - X\theta)$. Intuitively, $P_{X,\Sigma} Y - X\theta$ is the prediction error, therefore this construction maximally increases the prediction error.

We may compare this Bayes risk to the result obtained via the modulus of continuity from Theorem C.5. Under a squared error loss, the Bayes risk is off by a factor depending on X , and under prediction error, the Bayes risk lower bound obtains an equivalent rate, but with sharper constants, to the one from the modulus of continuity. In fact, under prediction error, this Bayes risk lower bound matches the upper bound from Theorem A.3.

The JDS Bayes risk in Theorem 4.2 follows from the linear regression prediction error result. Further, we can recover the location estimation JDS result with covariance matrix $\Sigma' \in \mathbb{R}^{p \times p}$ from the linear regression problem with $X = [I_p \ \cdots \ I_p]^\top \in \mathbb{R}^{np \times p}$ and $\Sigma = I_n \otimes \Sigma'$.

5 Distribution Shift Minimax Lower Bound Tools

In this section, we develop further general techniques to lower bound for the minimax risk under distribution shift, by extending classical lower bounds. Recall from Section 1.2 that $\mathcal{V} \subset \mathcal{P} \times \bar{\mathcal{P}}^n$ is an ambiguity set representing the observation process, $\theta : \mathcal{P} \rightarrow \Theta$ is the parameter of interest, and $\mathcal{L} = \Phi \circ \rho$ is the loss for a semi-metric $\rho : \Theta \times \Theta \rightarrow [0, \infty)$ and an increasing function $\Phi : [0, \infty) \rightarrow [0, \infty)$.

We consider the classical Le Cam's method for minimax lower bounds, as well as the modulus of continuity. We start by adapting to our setting the standard reduction of minimax bounds to testing. For two sets A and B , a map $f : A \rightarrow B$, and a set $S \subset A$, we define $f(S) = \{f(a) : a \in S\}$. Let $\theta^1, \dots, \theta^M$ be a 2δ -separated subset of $\theta(\mathcal{P})$ with respect to the semimetric ρ , such that $\rho(\theta^i, \theta^j) \geq 2\delta$ for $i \neq j$. Consider representative pairs of distributions $(\mu_j, \tilde{\nu}_j) \in \mathcal{V}$ such that $\theta(\mu_j) = \theta^j$ for $j \in [M]$. We generate $Z^\mathcal{V} \in \mathcal{X}^n$ by sampling $J \sim \text{Unif}\{1, 2, \dots, M\}$ from the uniform distribution over $[M]$, and given $J = j$, sampling $Z^\mathcal{V} \sim \tilde{\nu}_j$. Let $\mathcal{Q}^\mathcal{V}$ be the joint distribution of $(Z^\mathcal{V}, J)$ over $\mathcal{X}^n \times [M]$ and let $\psi : \mathcal{X}^n \rightarrow [M]$ be a measurable testing function; or, a classifier.

Theorem 5.1 (Testing-based minimax lower bound for ambiguity sets). *With the notations from above,*

$$\mathcal{M}(\theta, n, \mathcal{V}; \Phi \circ \rho) \geq \Phi(\delta) \inf_{\psi: \mathcal{X}^n \rightarrow [M]} \mathcal{Q}^\psi [\psi(Z^\mathcal{V}) \neq J]. \quad (13)$$

We provide the proof in Appendix C.5. Theorem 5.1 provides a lower bound on the minimax risk for an arbitrary ambiguity set \mathcal{V} . We may consider \mathcal{V}_J and \mathcal{V}_I to obtain bounds on \mathcal{M}_J and \mathcal{M}_I respectively.

5.1 Distribution Shift Le Cam Lower Bound

The simplest application of Theorem 5.1 is with a set of two distributions, which corresponds to Le Cam's method for lower bounds; see Appendix C.1.1 for the proof.

Theorem 5.2 (Le Cam Lower Bound under Distribution Shift). *For all $\mu_1, \mu_2 \in \mathcal{P}$ such that $\rho(\theta(\mu_1), \theta(\mu_2)) \geq 2\delta$,*

$$\mathcal{M}(\theta, n, \mathcal{V}; \Phi \circ \rho) \geq \sup_{\tilde{\nu}_i: (\mu_i, \tilde{\nu}_i) \in \mathcal{V}} \frac{\Phi(\delta)}{2} [1 - \|\tilde{\nu}_1 - \tilde{\nu}_2\|_{\text{TV}}], \quad (14)$$

$$\mathcal{M}_J(\varepsilon; \theta, n, d, \Phi \circ \rho) \geq \sup_{\tilde{\nu}_i: (\mu_i, \tilde{\nu}_i) \in \mathcal{V}_J(d, \varepsilon)} \frac{\Phi(\delta)}{2} [1 - \|\tilde{\nu}_1 - \tilde{\nu}_2\|_{\text{TV}}], \quad (15)$$

$$\mathcal{M}_I(\varepsilon; \theta, n, d, \Phi \circ \rho) \geq \sup_{\nu_i: d(\mu_i, \nu_i) \leq \varepsilon} \frac{\Phi(\delta)}{2} [1 - \|\nu_1^n - \nu_2^n\|_{\text{TV}}]. \quad (16)$$

5.1.1 Modulus of Continuity

We next consider the modulus of continuity, which captures the maximum deviation of a metric between two distributions in the class of interest. The modulus of continuity has been used in a variety of work on robustness, see Donoho and Liu (1988); Liu and Loh (2022); Zhu et al. (2022). We use a slightly modified version which we call the *midpoint modulus of continuity*, to obtain slightly sharper constants.

Definition 5.3. *Given a class \mathcal{P} of probability distributions, a metric d on \mathcal{P} , a parameter $\theta: \mathcal{P} \rightarrow \mathbb{R}^p$ and a semimetric ρ on \mathbb{R}^p , the modulus of continuity is*

$$m(\varepsilon; \mathcal{P}, d, \rho) := \sup_{\mu_1, \mu_2 \in \mathcal{P}: d(\mu_1, \mu_2) \leq \varepsilon} \rho(\theta(\mu_1), \theta(\mu_2)). \quad (17)$$

The midpoint modulus of continuity is

$$mi(\varepsilon; \mathcal{P}, d, \rho) := \sup_{\mu_1, \mu_2 \in \mathcal{P}, \nu: d(\mu_i, \nu) \leq \varepsilon, i \in \{1, 2\}} \rho(\theta(\mu_1), \theta(\mu_2)). \quad (18)$$

We may omit the dependence on the family of distributions \mathcal{P} and the dependence on the semi-metric ρ and write $m(\varepsilon; d)$ or $mi(\varepsilon; d)$ for brevity. We denote $m(\varepsilon) := m(\varepsilon; W_2)$ and $mi(\varepsilon) := mi(\varepsilon; W_2)$ when choosing $d = W_2$.

Proposition 5.4. *The midpoint and modulus of continuity are related as*

$$m(\varepsilon; d) \leq mi(\varepsilon; d) \leq m(2\varepsilon; d). \quad (19)$$

We provide the proof in Appendix C.5. Next, we show how the modulus of continuity can be combined with the robust Le Cam method to give lower bounds.

Corollary 5.5 (Lower bound based on moduli of continuity). *Let $m(\varepsilon; d)$ and $mi(\varepsilon; d)$ be the modulus of continuity and midpoint modulus of continuity for a metric d , respectively. If Φ is lower semicontinuous, then*

$$\mathcal{M}_I(\varepsilon; d, \Phi \circ \rho) \geq \frac{1}{2} \Phi \left(\frac{mi(\varepsilon; d)}{2} \right) \vee \mathcal{M}(0) \geq \frac{1}{2} \Phi \left(\frac{m(\varepsilon; d)}{2} \right) \vee \mathcal{M}(0). \quad (20)$$

Corollary 5.5 is similar to Theorem 3 of Liu and Loh (2022), while our result has explicit constants and applies to a general metric d . Corollary 5.5 shows that each of the two moduli of continuity is in fact a special case of the distributional shift Le Cam’s method. In short, the modulus of continuity bounds may be easier to derive, as the total variation distance between the perturbed distributions is zero. However, we may obtain slightly sharper rates via Le Cam’s method. At the same time, Proposition C.13 in the Appendix shows that constructions for ν_i which lie in \mathcal{P} cannot give sharper rates than the modulus of continuity technique. Since the modulus of continuity tends to be easier to apply, Le Cam’s method may only give sharper results by considering perturbations outside of \mathcal{P} .

5.1.2 Examples

We provide some examples of using Theorem 5.2 and Corollary 5.5, and provide more examples in Appendix C.1. Our first result provides a lower bound for location estimation using a general loss function $\mathcal{L} = \Phi \circ \rho$.

Theorem 5.6 (Location-Scale Family Lower Bound with Modulus of Continuity). *Let $\{f_\theta, \theta \in \mathbb{R}^p\}$ be a location family, and let $X_1, \dots, X_n \stackrel{iid}{\sim} f_\theta$. Consider estimating θ from an IDS sample X' with $\rho(\theta, \theta') = \|\theta - \theta'\|_2$. Then for $\varepsilon \geq 0$,*

$$\mathcal{M}_I(\varepsilon; n; \Phi \circ \rho) \geq \frac{1}{2} \Phi(\varepsilon) \vee \mathcal{M}(0).$$

Proof. Let $\mu_1 = f_0$, $\mu_2 = f_{2\varepsilon u}$, and $\nu = f_{\varepsilon u}$ where u is an arbitrary unit vector. We have $W_2(\mu_1, \nu) = W_2(\mu_2, \nu) = \varepsilon$, see e.g., Panaretos and Zemel (2019). Therefore $mi(\varepsilon) \geq 2\varepsilon$. We obtain the desired bound by using this in (20). \square

For squared error $\Phi(x) = x^2$, this result is looser than Theorem 3.2 by a constant factor, and it is a lower bound for \mathcal{M}_I rather than \mathcal{M}_C . However, it applies to more general loss functions, and the proof is somewhat simpler and less specific than that of Theorem 3.2. Next, we provide a lower bound for nonparametric regression using an integrated error loss.

Theorem 5.7 (Nonparametric Regression Lower Bound with Modulus of Continuity). *For $f \in \Sigma(s, L)$ for $s, L > 0$, let $X_i = (i - 1/2)/n$ and $Y_i = f(X_i) + \mathcal{E}_i$ for $i \in [n]$ where $\mathcal{E}_i \stackrel{iid}{\sim} \mathcal{N}(0, \sigma^2)$. Given observations Y' where $W_2(Y, Y') \leq \sqrt{n}\varepsilon$, under $\rho(f_1, f_2) = (\int_0^1 (f_1(t) - f_2(t))^2 dt)^{1/2}$,*

$$\mathcal{M}_J(\sqrt{n}\varepsilon; n, s, L; \Phi \circ \rho) \gtrsim \Phi(\varepsilon) \vee \Phi \left(\left(\frac{n}{\sigma^2} \right)^{-s/(2s+1)} \right).$$

Proof. Let $f_1 \equiv 1$ and $f_2 \equiv 1 + 2\varepsilon$ and $f_3 \equiv 1 + \varepsilon$. Let $\mu_i = \mathcal{N} \left([f_i(X_1), \dots, f_i(X_n)]^\top, \sigma^2 I_n \right)$ for $i \in \{1, 2, 3\}$. Then $W_2(\mu_1, \mu_3) = W_2(\mu_2, \mu_3) = \sqrt{n}\varepsilon$, implying $mi(\varepsilon) \geq 2\varepsilon$. From Corollary 5.5, we obtain the desired lower bound. \square

This result recovers the standard non-parametric rate when ε is sufficiently small. Note that $mi(\varepsilon) \geq 2\varepsilon$ holds for more general constructions of X_i , e.g., random X_i or unequally spaced data, and for arbitrary location-scale families for \mathcal{E} . In those settings, only the distribution shift-free minimax risk $\mathcal{M}(0)$ will change.

We also generalize the classical minimax lower bound tools of Fano and Assouad’s methods, provided in Appendices C.3 and C.4, with corresponding examples.

6 Discussion

In this work, we formalize three distribution shift settings (CDS, IDS, and JDS) centered around $d = W_2$, and analyze several statistical problems: location estimation, linear regression, and nonparametric density estimation. For location and linear regression settings, we find that the classical minimax estimators remain exactly optimal under Wasserstein distribution shift, and we provide examples of least favorable perturbations. For the uniform location family, we find that the standard minimax estimator is suboptimal for some perturbation levels.

We also provide new tools for bounding the minimax risk under arbitrary distribution shifts, including generalizing Bayes estimators and least favorable priors, Le Cam’s method, and the modulus of continuity. We also introduce a novel technique for computing a lower bound for IDS perturbations, by showing that it is at least as hard as estimation in a smoothed distribution. For the uniform location family, this smoothing provides improvements over the standard modulus of continuity technique.

In future work, it will be valuable to understand more generally the settings where standard minimax estimators remain optimal, the settings where we need new estimators. It will also be of interest to improve gaps in the minimax risk bounds for the uniform location and nonparametric density estimation problems, and find the corresponding minimax estimators.

Acknowledgements

We thank Chao Gao and Zheng Liu for helpful discussion. This work was supported in part by the NSF DMS 2046874 (CAREER) award.

References

- L. Ambrosio, N. Gigli, and G. Savaré. *Gradient flows: in metric spaces and in the space of probability measures*. Springer Science & Business Media, 2008.
- P. Assouad. Deux remarques sur l’estimation. *Comptes rendus des séances de l’Académie des sciences. Série 1, Mathématique*, 296(23):1021–1024, 1983.
- P. Bándi et al. From detection of individual metastases to classification of lymph node status at the patient level: The Camelyon17 challenge. *IEEE Transactions on Medical Imaging*, 38:550–560, 2019.
- J. Blanchet and Y. Kang. Distributionally robust groupwise regularization estimator. In *Asian Conference on Machine Learning*. PMLR, 2017.
- J. Blanchet, Y. Kang, and K. Murthy. Robust wasserstein profile inference and applications to machine learning. *Journal of Applied Probability*, 56(3):830–857, 2019.
- M. Chen, C. Gao, and Z. Ren. A general decision theory for huber’s ϵ -contamination model. *Electronic Journal of Statistics*, 10(2):3752–3774, 2016.
- M. Chen, C. Gao, and Z. Ren. Robust covariance and scatter matrix estimation under huber’s contamination model. *The Annals of Statistics*, 46(5):1932–1960, 2018.
- R. Chen, I. C. Paschalidis, et al. Distributionally robust learning. *Foundations and Trends® in Optimization*, 4(1-2):1–243, 2020.
- D. L. Donoho and R. C. Liu. The “automatic” robustness of minimum distance functionals. *The Annals of Statistics*, 16(2):552 – 586, 1988.
- J. Duchi. Lecture notes for statistics 311/electrical engineering 377, 2019.
- J. C. Duchi, P. W. Glynn, and H. Namkoong. Statistics of robust optimization: A generalized empirical likelihood approach. *Mathematics of Operations Research*, 46(3):946–969, 2021.

- P. Esfahani and D. Kuhn. Data-driven distributionally robust optimization using the wasserstein metric: Performance guarantees and tractable reformulations. *Mathematical Programming*, 171, 05 2015.
- R. Fano. Transmission of information. *A statistical theory of communication*, 1961.
- R. Farrell. On the best obtainable asymptotic rates of convergence in estimation of a density function at a point. *The Annals of Mathematical Statistics*, pages 170–180, 1972.
- A. Figalli and F. Glaudo. *An invitation to optimal transport, Wasserstein distances, and gradient flows*. EMS, 2021.
- E. N. Gilbert. A comparison of signalling alphabets. *The Bell system technical journal*, 31(3): 504–522, 1952.
- F. R. Hampel, E. M. Ronchetti, P. J. Rousseeuw, and W. A. Stahel. *Robust statistics*. Wiley, 2005.
- P. J. Huber. *Robust statistics*. John Wiley & Sons, 2004.
- P. J. Huber. Robust estimation of a location parameter. *The Annals of Mathematical Statistics*, 35(1):73 – 101, 1964.
- P. J. Huber. A Robust Version of the Probability Ratio Test. *The Annals of Mathematical Statistics*, 36(6):1753 – 1758, 1965.
- J.-C. Hütter and P. Rigollet. Minimax estimation of smooth optimal transport maps. *The Annals of Statistics*, 49(2):1166–1194, 2021.
- I. A. Ibragimov and R. Z. Has’Minskii. *Statistical estimation: asymptotic theory*, volume 16. Springer Science & Business Media, 2013.
- S. Kolouri, S. R. Park, M. Thorpe, D. Slepcev, and G. K. Rohde. Optimal mass transport: Signal processing and machine-learning applications. *IEEE signal processing magazine*, 34(4):43–59, 2017.
- D. Kuhn, P. M. Esfahani, V. A. Nguyen, and S. Shafieezadeh-Abadeh. Wasserstein distributionally robust optimization: Theory and applications in machine learning. In *Operations Research & Management Science in the Age of Analytics*, pages 130–166. INFORMS, 2019.
- J. Lee and M. Raginsky. Minimax statistical learning with wasserstein distances. In *Neural Information Processing Systems*, 2017.
- E. Lehmann and G. Casella. Theory of point estimation. *Springer Texts in Statistics*, 1998.
- Z. Liu and P.-L. Loh. Robust W-GAN-based estimation under Wasserstein contamination. *Information and Inference: A Journal of the IMA*, 12(1):312–362, 2022.
- T. Manole, S. Balakrishnan, and L. Wasserman. Minimax confidence intervals for the Sliced Wasserstein distance. *Electronic Journal of Statistics*, 16(1):2252 – 2345, 2022.
- F. Otto and C. Villani. Generalization of an inequality by talagrand and links with the logarithmic sobolev inequality. *Journal of Functional Analysis*, 173(2):361–400, 2000.
- V. M. Panaretos and Y. Zemel. Statistical aspects of wasserstein distances. *Annual review of statistics and its application*, 6:405–431, 2019.
- G. Peyré and M. Cuturi. Computational optimal transport: With applications to data science. *Foundations and Trends® in Machine Learning*, 11(5-6):355–607, 2019.
- H. Rahimian and S. Mehrotra. Distributionally robust optimization: A review. *arXiv preprint arXiv:1908.05659*, 2019.
- F. Santambrogio. Optimal transport for applied mathematicians. *Birkhäuser, NY*, 55(58-63): 94, 2015.
- I. Sason and S. Verdú. f -divergence inequalities. *IEEE Transactions on Information Theory*, 62(11):5973–6006, 2016.
- S. Shafieezadeh Abadeh. Wasserstein distributionally robust learning. Technical report, EPFL, 2020.
- S. Singh and B. Póczos. Minimax distribution estimation in wasserstein distance. *arXiv preprint arXiv:1802.08855*, 2018.

- M. J. Staib. *Learning and optimization in the face of data perturbations*. PhD thesis, Massachusetts Institute of Technology, 2020.
- M. Talagrand. Transportation cost for gaussian and other product measures. *Geometric & Functional Analysis GAFA*, 6(3):587–600, 1996.
- A. B. Tsybakov. *Introduction to Nonparametric Estimation*. Springer, 2009.
- R. R. Varshamov. Estimate of the number of signals in error correcting codes. *Doklady Akad. Nauk, SSSR*, 117:739–741, 1957.
- R. Vershynin. *High-dimensional probability: An introduction with applications in data science*, volume 47. Cambridge university press, 2018.
- C. Villani. *Topics in optimal transportation*. American Mathematical Soc., 2003.
- C. Villani. *Optimal transport: old and new*, volume 338. Springer Science & Business Media, 2008.
- J. Weed and Q. Berthet. Estimation of smooth densities in wasserstein distance. In *Conference on Learning Theory*, pages 3118–3119. PMLR, 2019.
- B. Yu. Assouad, fano, and le cam. In *Festschrift for Lucien Le Cam*, pages 423–435. Springer, 1997.
- B. Zhu, J. Jiao, and J. Steinhardt. Generalized resilience and robust statistics. *The Annals of Statistics*, 50(4):2256 – 2283, 2022.

A Minimax Bounds Proofs

A.1 Location Estimation

Theorem 2.1 (Location Estimation under Distribution Shift). *Let $X_1, \dots, X_n \stackrel{iid}{\sim} f_\theta$ be sampled from a location family with an unknown $\theta \in \mathbb{R}^p$, and such that for some given $\sigma \geq 0$, $\text{Tr Cov}[X] \leq p\sigma^2$. For estimating θ from a distributionally shifted sample X' under a squared error loss, the sample mean \bar{X}' is exact minimax optimal regardless of ε under each of the Wasserstein-2 JDS, IDS and CDS distribution shift models. It achieves minimax risk⁷*

$$\begin{aligned} \mathcal{M}_J(\varepsilon; n, p, \Sigma) &= \left(\varepsilon + \sqrt{\frac{p}{n}}\sigma \right)^2, & \mathcal{M}_C(\varepsilon; n, p, \Sigma) &= \varepsilon^2 + \frac{p\sigma^2}{n}, \\ \mathcal{M}_I(\varepsilon; n, p, \Sigma) &= \begin{cases} \frac{1}{n} (\varepsilon + \sigma\sqrt{p})^2 & \varepsilon^2 \leq \frac{p\sigma^2}{(n-1)^2}, \\ \varepsilon^2 + \frac{p\sigma^2}{n-1} & \varepsilon^2 > \frac{p\sigma^2}{(n-1)^2}. \end{cases} \end{aligned}$$

The lower bound can be attained for a certain sequence of least favorable distributions over θ , and normally distributed data $i \in [n]$, $X_i \stackrel{iid}{\sim} \mathcal{N}(\theta, \Sigma)$, for any Σ with $\text{Tr } \Sigma = p\sigma^2$. For these distributions, least favorable perturbations are given by

$$X'_i = X_i + \begin{cases} \varepsilon \sqrt{\frac{n}{p\sigma^2}} (\bar{X} - \theta) & \text{for JDS,} \\ \zeta (X_i - \theta) + \psi \delta & \text{for IDS,} \\ \varepsilon \delta & \text{for CDS,} \end{cases}$$

where

$$\zeta = \min \left(\sqrt{\frac{\varepsilon^2}{p\sigma^2}}, \frac{1}{n-1} \right), \quad \psi = \sqrt{\max \left(0, \varepsilon^2 - \frac{p\sigma^2}{(n-1)^2} \right)}, \quad (6)$$

and δ is drawn uniformly from an isotropic set.

Proof. The CDS case follows from Corollary 3.3, by considering the Gaussian location family where for $i \in [n]$, $X_i \stackrel{iid}{\sim} \mathcal{N}(\theta, \Sigma)$, for any Σ with $\text{Tr } \Sigma = p\sigma^2$. In that case, the Pitman estimator is the sample mean and is thus unbiased, achieving unperturbed minimax risk $\mathcal{M}(0) = p\sigma^2/n$ (Lehmann and Casella, 1998).

Further, we have upper bounds for the JDS and IDS cases from Theorem 3.1, by using $\text{Tr } \Sigma = \text{Tr Cov}[X] \leq p\sigma^2$. We may use the matching Bayes risk bounds from Theorem 4.2 for Gaussian location estimation where for $i \in [n]$, $X_i \stackrel{iid}{\sim} \mathcal{N}(\theta, \Sigma)$, for any Σ with $\text{Tr } \Sigma = p\sigma^2$. This leads to a lower bound for the minimax risk by applying Corollary B.2 and Corollary B.7, implying that the sequence of priors is a least favorable sequence. From Theorem B.5, we have that the sample mean is ε -minimax with a matching risk. \square

A.2 Linear Regression

Theorem 2.2 (Linear Regression Distribution Shift). *Let $X \in \mathbb{R}^{n \times p}$ be a fixed full rank design matrix, $\theta \in \mathbb{R}^p$ with $n \geq p$, and $Y = X\theta + \mathcal{E}$ where $\mathbb{E}[\mathcal{E}] = 0$ and $\text{Cov}[\mathcal{E}] = \sigma^2 I_n$. Consider*

⁷The IDS minimax risk and perturbations hold for $n \geq 2$. When $n = 1$, JDS and IDS are equivalent, and the JDS bound holds.

estimating θ from X and a distributionally shifted sample Y' where $W_2(Y, Y') \leq \sqrt{n}\varepsilon$. Then under a squared error loss $\rho^2(\hat{\theta}, \theta) = \|\hat{\theta} - \theta\|_2^2$,

$$\frac{\sqrt{n}\varepsilon}{\sigma_{\min}(X)} \vee \sqrt{\sigma^2 \text{Tr}[(X^\top X)^{-1}]} \leq \mathcal{M}_J(\sqrt{n}\varepsilon; \sigma^2 I_n, \rho^2)^{1/2} \leq \frac{\sqrt{n}\varepsilon}{\sigma_{\min}(X)} + \sqrt{\sigma^2 \text{Tr}[(X^\top X)^{-1}]}.$$

The least squares estimator is ε -minimax rate optimal. Moreover, under prediction error $\rho_X^2(\hat{\theta}, \theta) = \|X(\hat{\theta} - \theta)\|_2^2/n$, the least squares estimator is JDS exact ε -minimax optimal regardless of ε , achieving minimax risk

$$\mathcal{M}_J(\sqrt{n}\varepsilon; \sigma^2 I_n, \rho_X^2) = \left(\varepsilon + \sigma \sqrt{\frac{p}{n}} \right)^2. \quad (7)$$

For prediction error, a least favorable perturbation is $Y' = Y + \zeta(P_X Y - X\theta)$, where $\zeta = \varepsilon \sqrt{n}/(\sigma^2 p)$.

Proof. The upper bound follows from Theorem A.2 for squared (estimation) error, and A.3 for prediction error, by specializing those results to $\Sigma = \sigma^2 I_n$. The lower bound for squared error follows from Theorem C.5 and the lower bound for prediction error follows from Corollary B.2 and Theorem 4.3, by choosing $\Sigma = \sigma^2 I_n$ and applying the cyclic property of the trace operator. The form of our least favorable perturbation follows from (26) in the proof of Theorem 4.3. \square

We also state a more general version of Theorem 2.2, for a general covariance matrix Σ .

Theorem A.1 (Linear Regression Heteroskedastic Error Distribution Shift). *Let $X \in \mathbb{R}^{n \times p}$ be a full rank fixed design matrix, $\theta \in \mathbb{R}^p$, and $Y = X\theta + \mathcal{E}$ where $\mathbb{E}[\mathcal{E}] = 0$ and $\text{Cov}[\mathcal{E}] = \Sigma$ and Σ is known. Consider estimating θ based on X and a distributionally shifted sample Y' where $W_2(Y, Y') \leq \sqrt{n}\varepsilon$. Let $P_{X, \Sigma} = X(X^\top \Sigma^{-1} X)^{-1} X^\top \Sigma^{-1}$. Then under a squared error loss $\rho^2(\hat{\theta}, \theta) = \|\hat{\theta} - \theta\|_2^2$,*

$$\begin{aligned} \left(1 + \varepsilon \sqrt{\frac{n}{\text{Tr}[\Sigma P_{X, \Sigma}]}} \right)^2 \text{Tr}[(X^\top \Sigma^{-1} X)^{-1}] \vee \frac{n\varepsilon^2}{\sigma_{\min}^2(X)} &\leq \mathcal{M}_J(\sqrt{n}\varepsilon; \Sigma, \rho^2) \leq \\ &\left(\frac{\varepsilon \sqrt{n}}{\sigma_{\min}(X)} + \sqrt{\text{Tr}[\Sigma X (X^\top X)^{-2} X^\top]} \right)^2. \end{aligned}$$

Under prediction error $\rho_X^2(\hat{\theta}, \theta) = \|X(\hat{\theta} - \theta)\|_2^2/n$,

$$\mathcal{M}_J(\sqrt{n}\varepsilon; \Sigma, \rho_X^2) = \left(\varepsilon + \sqrt{n^{-1} \text{Tr}[\Sigma P_{X, \Sigma}]} \right)^2.$$

Thus, the generalized least squares estimator is exact ε -minimax optimal under heteroskedastic error for all $\varepsilon \geq 0$.

Proof. The upper bounds follow from Theorems A.2 and A.3, and the lower bounds follow from Corollary B.2 and Theorems 4.3 and C.5. \square

By choosing $\varepsilon = 0$, we see that $\text{Tr}[\Sigma P_{X, \Sigma}]/n$ is the minimax risk for heteroskedastic noise under prediction error without distribution shift. In Figure 7, we plot the empirical performance of the weighted least squares estimator under squared and prediction error for heteroskedastic noise as a function of ε . See Appendix D.2 for more details.

Our lower bound consists of the maximum of two separate lower bounds, one from the Bayes analysis constructing a sequence of priors, and one from the modulus of continuity analysis. We may compare these two under the homoskedastic setting $\Sigma = \sigma^2 I_n$ and under a squared error loss.

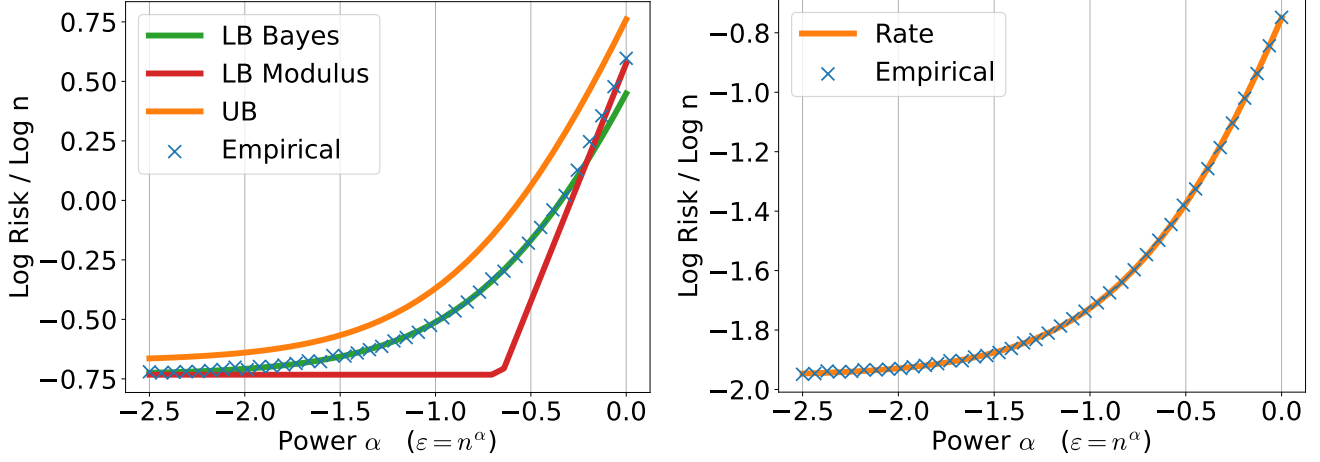


Figure 7: Empirical linear regression performance for $n = 10$, $p = 5$, and $\Sigma_{i,i} = i/200$ for $i \in [10]$ and $\Sigma_{i,j} = 0$ for $i \neq j$. **Left:** Squared error ρ^2 . We see one lower bound does not strictly dominate the other. **Right:** Prediction error ρ_X^2 . We see that the theoretical and empirical results match perfectly.

The Bayes lower bound from Theorem 4.3 is $\mathcal{M}_J(\sqrt{n}\varepsilon) \geq (1 + \varepsilon\sqrt{n/\sigma^2 p})^2 \sigma^2 \text{Tr}[(X^\top X)^{-1}]$, since $P_{X,\Sigma} = P_X$. The modulus of continuity lower bound from Theorem C.5 is $\mathcal{M}_J(\sqrt{n}\varepsilon) \geq n\varepsilon^2/\sigma_{\min}^2(X) \vee \sigma^2 \text{Tr}[(X^\top X)^{-1}]$. In this setting, the modulus of continuity result matches the upper bound up to factors depending on X .

For intuition on how the Bayes lower bound is weaker, we may compare the terms containing dependence on ε . In the Bayes lower bound, we have the term $n\varepsilon^2 \text{Tr}[(X^\top X)^{-1}]/p$, and in the modulus of continuity lower bound, we have the term $n\varepsilon^2/\sigma_{\min}^2(X)$. In the Bayes lower bound, the constant term is of the order $\text{Tr}[(X^\top X)^{-1}]/p$, In the modulus of continuity bound, it is the reciprocal of the smallest eigenvalue; which is larger.

Theorem A.2 (Linear Regression Squared Error Upper bound). *For the linear regression problem described in Theorem A.1, under a squared error loss $\rho^2(\hat{\theta}, \theta) = \|\hat{\theta} - \theta\|_2^2$,*

$$\mathcal{M}_J(\sqrt{n}\varepsilon; \Sigma, \rho^2) \leq \left(\frac{\varepsilon\sqrt{n}}{\sigma_{\min}(X)} + \sqrt{\text{Tr}(\Sigma X (X^\top X)^{-2} X^\top)} \right)^2.$$

Proof. By assumption, there is a coupling (Y, Y') such that $\mathbb{E}[\|Y' - Y\|_2^2] \leq n\varepsilon^2$. Let $X^\dagger = (X^\top X)^{-1} X^\top$ and $\hat{\theta} = X^\dagger Y'$. By the triangle inequality,

$$\|\hat{\theta} - \theta\|_{\ell_2} = \|X^\dagger Y' - X^\dagger Y + X^\dagger Y - \theta\|_{\ell_2} \leq \|X^\dagger Y' - X^\dagger Y\|_{\ell_2} + \|X^\dagger Y - \theta\|_{\ell_2}.$$

Since $Y = X\theta + \mathcal{E}$,

$$\mathbb{E}[\|X^\dagger(X\theta + \mathcal{E}) - \theta\|_2^2] = \mathbb{E}[\|X^\dagger \mathcal{E}\|_2^2] = \text{Tr}(X^\dagger \Sigma X^\dagger) = \text{Tr}(\Sigma X (X^\top X)^{-2} X^\top).$$

Returning to the risk decomposition, we have

$$\begin{aligned} \|\hat{\theta} - \theta\|_{\ell_2}^2 &\leq \left(\|X^\dagger Y' - X^\dagger Y\|_{\ell_2} + \|X^\dagger Y - \theta\|_{\ell_2} \right)^2 \leq \left(\|Y' - Y\|_{\ell_2} / \sigma_{\min}(X) + \|X^\dagger \mathcal{E}\|_{\ell_2} \right)^2 \\ &\leq \left(\frac{\varepsilon\sqrt{n}}{\sigma_{\min}(X)} + \sqrt{\text{Tr}(\Sigma X (X^\top X)^{-2} X^\top)} \right)^2, \end{aligned}$$

as desired. \square

Theorem A.3 (Linear Regression Prediction Error Upper Bound). *For the linear regression problem described in Theorem A.1, under prediction error, if Σ is known, $\rho_X^2(\hat{\theta}, \theta) = \|X(\hat{\theta} - \theta)\|_2^2/n$,*

$$\mathcal{M}_J(\sqrt{n}\varepsilon; \Sigma, \rho_X^2) \leq \left(\varepsilon + \sqrt{n^{-1} \text{Tr}[\Sigma P_{X, \Sigma}]} \right)^2.$$

Proof. By assumption, there is a coupling (Y, Y') such that $\|Y' - Y\|_2^2 \leq n\varepsilon^2$. Let $\hat{\theta} = (X^\top \Sigma^{-1} X)^{-1} X^\top \Sigma^{-1} Y'$ be the weighted least squares estimator. Recall that we defined $P_{X, \Sigma} = X(X^\top \Sigma^{-1} X)^{-1} X^\top \Sigma^{-1}$.

By the triangle inequality,

$$\|X(\hat{\theta} - \theta)\|_{\ell_2} \leq \|P_{X, \Sigma} Y' - P_{X, \Sigma} Y\|_{\ell_2} + \|P_{X, \Sigma} Y - X\theta\|_{\ell_2},$$

and $\mathbb{E} [\|P_{X, \Sigma}(X\theta + \mathcal{E}) - X\theta\|_2^2] = \text{Tr}(\Sigma P_{X, \Sigma}) = \text{Tr}(X(X^\top \Sigma^{-1} X)^{-1} X^\top)$. Hence,

$$\frac{\|X(\hat{\theta} - \theta)\|_{\ell_2}^2}{n} \leq \frac{1}{n} \left(\|Y' - Y\|_{\ell_2} + \sqrt{\text{Tr}(\Sigma P_X)} \right)^2 \leq \left(\varepsilon + \sqrt{n^{-1} \text{Tr}[X(X^\top \Sigma^{-1} X)^{-1} X^\top]} \right)^2,$$

as desired. \square

A.3 Uniform Location Estimation

Theorem 2.3 (Uniform Location Distribution Shift). *Let $X_1, \dots, X_n \stackrel{iid}{\sim} \text{Unif}[\theta - 1/2, \theta + 1/2]$ and estimate θ under a squared error loss from a distributionally shifted sample X' . Then $\mathcal{M}_C(\varepsilon; n) = \varepsilon^2 + 1/[2(n+1)(n+2)]$, and*

$$\left(0.614 \cdot \frac{\varepsilon^{2/3}}{n} \right) \vee \mathcal{M}_C(\varepsilon; n) \leq \mathcal{M}_I(\varepsilon; n) \leq \mathcal{M}_J(\varepsilon; n) \leq \begin{cases} \left(\varepsilon\sqrt{n} + \frac{1}{\sqrt{2(n+1)(n+2)}} \right)^2 & \varepsilon \leq C_U \\ \left(\varepsilon + \frac{1}{\sqrt{12n}} \right)^2 & \varepsilon > C_U, \end{cases}$$

where $C_U = \left[\sqrt{3/n} - \sqrt{18/((n+2)(n+1))} \right] / [6(\sqrt{n} - 1)]$ if $n > 1$ and $C_U = 0$ if $n = 1$. The estimator $\hat{\theta}_1$ is CDS ε -minimax for all ε .

Proof. Since the Pitman estimator for the location family $\text{Unif}[\theta - 1/2, \theta + 1/2]$ is $\hat{\theta}_1$, which is an unbiased estimator, and its risk is $1/[2(n+1)(n+2)]$ (Lehmann and Casella, 1998, p. 340), the CDS result follows from Corollary 3.3. Next, the IDS lower bound follows from Theorem A.5 and Proposition 1.3, and the JDS upper bound follows from Theorem A.4. \square

Theorem A.4 (Uniform Location JDS Upper Bound). *Let*

$$\hat{\theta}_\varepsilon^*(X) = \begin{cases} \hat{\theta}_1(X) & \varepsilon \leq C_U, \\ \bar{X} & \varepsilon > C_U, \end{cases} \quad (21)$$

where $C_U = \frac{\sqrt{3/n} - \sqrt{18/((n+2)(n+1))}}{6(\sqrt{n} - 1)}$. For the uniform location estimation problem described in Theorem 2.3, under the JDS ε -perturbation model, and with $\hat{\theta}_\varepsilon^*$ from (21),

$$\mathcal{M}_J(\varepsilon; n) \leq \|\hat{\theta}_\varepsilon^*(X') - \theta\|_{\ell_2}^2 \lesssim \begin{cases} \left(\varepsilon\sqrt{n} + \frac{1}{\sqrt{2(n+1)(n+2)}} \right)^2 & \varepsilon \leq C_U \\ \left(\varepsilon + \frac{1}{\sqrt{12n}} \right)^2 & \varepsilon > C_U. \end{cases}$$

Proof. For $\varepsilon \leq C_U$, then by Equation (5) and the triangle inequality,

$$\|\hat{\theta}_\varepsilon^*(X') - \theta\|_{\ell^2} \leq \frac{1}{2} \left(\|X_{(1)} - X'_{(1)}\|_{\ell^2} + \|X_{(n)} - X'_{(n)}\|_{\ell^2} \right) + R(\theta, \hat{\theta}_1)^{1/2}.$$

From Lemma E.1, we have $\|X_{(1)} - X'_{(1)}\|_{\ell^2} \leq n^{1/2}\varepsilon$ and $\|X_{(n)} - X'_{(n)}\|_{\ell^2} \leq n^{1/2}\varepsilon$. Since $R(\theta, \hat{\theta}_1) = 1/[2(n+1)(n+2)]$ (Lehmann and Casella, 1998, p. 340),

$$\|\hat{\theta}_\varepsilon^*(X') - \theta\|_{\ell^2} \leq \varepsilon\sqrt{n} + \frac{1}{\sqrt{2(n+1)(n+2)}}.$$

If $\varepsilon > C_U$, applying part 1 of Theorem 3.1 with $\hat{\theta}$ as the sample mean, with $\Sigma = 1/12$, we obtain $\|\bar{X}' - \theta\|_{\ell^2} \leq \varepsilon + 1/\sqrt{12n}$. This shows the desired result. \square

The constant $C_U \sim n^{-1}$ is chosen as the point in which the two upper bounds are equal to give the sharpest result.

Theorem A.5 (Uniform Location IDS Lower Bound). *For the uniform location estimation problem described in Theorem 2.3, under IDS,*

$$\mathcal{M}_I(\varepsilon; n) \geq 0.614 \cdot \frac{\varepsilon^{2/3}}{n} \wedge \frac{1}{2\pi n}.$$

Proof. Our approach is to smooth $\mu_\theta = \text{Unif}[\theta - 1/2, \theta + 1/2]$ to a new distribution and associated location family. Then, the IDS problem is at least as hard as estimating θ using data from the new distribution. To lower bound the minimax risk under the smoothed distribution, we view it as a location parameter estimation problem (without distribution shift). In this problem, the Pitman estimator is minimax. Since it is also unbiased, its risk is lower bounded by the Cramér Rao lower bound (CRLB) (Lehmann and Casella, 1998), which we compute.

Let $K : \mathbb{R} \rightarrow \mathbb{R}^+$ be a differentiable kernel such that $\int_{-\infty}^{\infty} K(u) dx = 1$, $K(u) = K(-u)$, $\int u^2 K(u) du < \infty$, $K'(0) = 0$. Define distributions $\nu_{\theta, \tau}$ for $0 < \tau \leq 1/2$ with density

$$f(x; \theta, \tau) = \begin{cases} 1 & |x - \theta| \leq 1/2 - \tau \\ \frac{1}{K(0)} K\left(\frac{|x - \theta| - (1/2 - \tau)}{2\tau K(0)}\right) & |x - \theta| > 1/2 - \tau. \end{cases}$$

We show an example of the probability density function using a Gaussian kernel in Figure 5. We will show that the choice of K only changes the CRLB by a constant factor.

First, we may compute the Fisher information $I(\theta, \tau) = \mathbb{E} \left[\left(\frac{\partial f}{\partial \theta} \log f(x; \theta, \tau) \right)^2 \right]$ for the CRLB. We split the integral into three components, the two kernel tails and the middle uniform section. The two kernel tails are symmetric, therefore we consider the region $x \geq \theta + 1/2 - \tau$. Further, the middle section has a vanishing partial derivative. Next,

$$\frac{\partial f}{\partial \theta} \log f(x; \theta, \tau) = - \frac{K' \left(\frac{x - \theta - (1/2 - \tau)}{2\tau K(0)} \right)}{2\tau K(0) K \left(\frac{x - \theta - (1/2 - \tau)}{2\tau K(0)} \right)}.$$

Using the substitution $y = (x - \theta - (1/2 - \tau))/(2\tau K(0))$,

$$\begin{aligned}
I(\theta; \tau) &= 2 \int_{\theta+1/2-\tau}^{\infty} \left(\frac{\partial f}{\partial \theta} \log f(x; \theta, \tau) \right)^2 f(x; \theta, \tau) dx \\
&= 2 \int_{\theta+1/2-\tau}^{\infty} \left(-\frac{K' \left(\frac{x-\theta-(1/2-\tau)}{2\tau K(0)} \right)}{2\tau K(0) K \left(\frac{x-\theta-(1/2-\tau)}{2\tau K(0)} \right)} \right)^2 \frac{K \left(\frac{x-\theta-(1/2-\tau)}{2\tau K(0)} \right)}{K(0)} dx \\
&= \frac{2}{K(0)^3 (2\tau)^2} \int_{\theta+1/2-\tau}^{\infty} \frac{\left(K' \left(\frac{x-\theta-(1/2-\tau)}{2\tau K(0)} \right) \right)^2}{K \left(\frac{x-\theta-(1/2-\tau)}{2\tau K(0)} \right)} dx = \frac{1}{\tau K(0)^2} \int_0^{\infty} \frac{(K'(y))^2}{K(y)} dy. \quad (22)
\end{aligned}$$

This suggests that the choice of the kernel K only modifies the Fisher information by a constant factor. Next, to compute $W_2(\mu_\theta, \nu_{\theta, \tau})$, let F_1, F_2, S be the CDFs of $\mu_\theta, \nu_{\theta, \tau}$, and K respectively. Note that $F_1^{-1}(\tau) = F_2^{-1}(\tau)$ and $F_1^{-1}(1 - \tau) = F_2^{-1}(1 - \tau)$. Applying Theorem E.3, and by symmetry,

$$W_2^2(\mu_\theta, \nu_{\theta, \tau}) = \int_0^1 (F_1^{-1}(q) - F_2^{-1}(q))^2 dq = 2 \int_{1-\tau}^1 (F_1^{-1}(q) - F_2^{-1}(q))^2 dq.$$

Additionally, $F_1^{-1}(q) = q + \theta - 1/2$. Evaluating $F_2(y)$ for $y \geq \theta + 1/2 - \tau$,

$$\begin{aligned}
F_2(y) &= 1 - \tau + \int_{\theta+1/2-\tau}^y \frac{K \left(\frac{x-\theta-(1/2-\tau)}{2\tau K(0)} \right)}{K(0)} dx = 1 - \tau + 2\tau \int_0^{\frac{y-\theta-(1/2-\tau)}{2\tau K(0)}} K(z) dz \\
&= 1 - \tau + 2\tau \left(S \left(\frac{y - \theta - (1/2 - \tau)}{2\tau K(0)} \right) - \frac{1}{2} \right).
\end{aligned}$$

Hence, for $q \in [1 - \tau, 1]$,

$$F_2^{-1}(q) = \theta + 1/2 - \tau + 2\tau K(0) S^{-1} \left(\frac{q - (1 - 2\tau)}{2\tau} \right).$$

$$\begin{aligned}
W_2^2(\mu_\theta, \nu_{\theta, \tau}) &= 2 \int_{1-\tau}^1 \left(\left(q + \theta - \frac{1}{2} \right) - \left(\theta + 1/2 - \tau + 2\tau K(0) S^{-1} \left(\frac{q - (1 - 2\tau)}{2\tau} \right) \right) \right)^2 dq \\
&= 2 \int_{1-\tau}^1 \left(q + \tau - 1 - 2\tau K(0) S^{-1} \left(\frac{q - (1 - 2\tau)}{2\tau} \right) \right)^2 dq \\
&= 2 \int_{1-\tau}^1 (q + \tau - 1)^2 + 4\tau^2 K^2(0) \left(S^{-1} \left(\frac{q - (1 - 2\tau)}{2\tau} \right) \right)^2 \\
&\quad - 4\tau (q + \tau - 1) K(0) S^{-1} \left(\frac{q - (1 - 2\tau)}{2\tau} \right) dq.
\end{aligned}$$

The first term is $\int_{1-\tau}^1 (q + \tau - 1)^2 dq = \tau^3/3$. Next for the second term, we substitute $y = (q - (1 - 2\tau))/(2\tau)$ and then $y = S(u)$,

$$\int_{1-\tau}^1 \left(S^{-1} \left(\frac{q - (1 - 2\tau)}{2\tau} \right) \right)^2 dq = 2\tau \int_{1/2}^1 (S^{-1}(y))^2 dy = 2\tau \int_0^{\infty} u^2 K(u) du.$$

By a similar procedure, $\int_{1-\tau}^1 S^{-1} \left(\frac{q - (1 - 2\tau)}{2\tau} \right) dq = 2\tau \int_0^{\infty} u K(u) du$. For the final term, we may use the same substitutions to find

$$\begin{aligned}
\int_{1-\tau}^1 (q + \tau - 1) S^{-1} \left(\frac{q - (1 - 2\tau)}{2\tau} \right) dq &= 2\tau^2 \int_{1/2}^1 (2y - 1) S^{-1}(y) dy \\
&= 2\tau^2 \int_0^{\infty} (2S(u) - 1) u K(u) du.
\end{aligned}$$

Thus,

$$W_2^2(\mu_\theta, \nu_{\theta, \tau}) = \tau^3 \left(\frac{2}{3} + 16K^2(0) \int_0^\infty u^2 K(u) du - 16K(0) \int_0^\infty (2S(u) - 1)uK(u) du \right). \quad (23)$$

Similarly to the case of the Fisher information, the kernel K only changes the Wasserstein distance by a constant factor. Therefore, we may choose the Gaussian kernel with $K(x) = (2\pi)^{-1/2} \exp(-x^2/2)$ for all $x \in \mathbb{R}$ for simplicity. Evaluating (22) and (23) with this choice of K , we find

$$I(\theta; \tau) = \frac{\pi}{\tau}, \quad W_2^2(\mu_\theta, \nu_{\theta, \tau}) = \frac{2(6 - 6\sqrt{2} + \pi)}{3\pi} \tau^3.$$

We define $c = 2(6 - 6\sqrt{2} + \pi)/(3\pi)$ so that $W_2^2(\mu_\theta, \nu_{\theta, \tau}) = c\tau^3$. Next, let

$$\tau = \max \left(\left(\frac{\varepsilon^2}{c} \right)^{1/3}, \frac{1}{2} \right).$$

Note that for $\varepsilon \geq \sqrt{c/2}$, $\tau = 1/2$, implying $\nu_{\theta, 0}$ is equivalent to $K((x - \theta)/K(0))/K(0) \equiv \mathcal{N}(0, 1/(2\pi))$. Therefore for $\varepsilon \geq \sqrt{c/2}$, we have the Gaussian location estimation lower bound $1/(2\pi n)$.

Otherwise, for $\varepsilon < \sqrt{c/2}$, the Fisher information is

$$I(\theta; \tau) = \frac{\pi}{\tau} = \pi c^{1/3} \varepsilon^{-2/3}.$$

From the CRLB, we have that the risk of any unbiased estimator $\hat{\theta}$ based on X' satisfies

$$R(\theta, \hat{\theta}) \geq M_I(\varepsilon; n) \geq \frac{1}{nI(\theta; \tau)} = \frac{\varepsilon^{2/3}}{n\pi c^{1/3}} \geq 0.614 \cdot \frac{\varepsilon^{2/3}}{n}.$$

This finishes the proof. \square

A.4 Location Families

Theorem 3.1 (Location Family Upper Bounds). *For a location family with finite covariance matrix Σ , consider estimating θ under a squared error loss. We have the following upper bounds on the minimax risk under Wasserstein distribution shift:*

1. For JDS, $\mathcal{M}_J(\varepsilon; n, p, \Sigma) \leq \left(\varepsilon + \sqrt{\text{Tr}(\Sigma)/n} \right)^2$.
2. For IDS, if $n \geq 2$,

$$\mathcal{M}_I(\varepsilon; n, p, \Sigma) \leq \begin{cases} \frac{1}{n} \left(\varepsilon + \sqrt{\text{Tr}(\Sigma)} \right)^2 & \varepsilon^2 \leq \frac{\text{Tr}(\Sigma)}{(n-1)^2} \\ \varepsilon^2 + \frac{\text{Tr}(\Sigma)}{n-1} & \varepsilon^2 > \frac{\text{Tr}(\Sigma)}{(n-1)^2}. \end{cases} \quad (9)$$

If $n = 1$, $\mathcal{M}_I^{1/2}(\varepsilon; n, p, \Sigma) \leq \varepsilon + \sqrt{\text{Tr}(\Sigma)}$ for all $\varepsilon \geq 0$.

3. For CDS, given any unbiased location equivariant estimator $\hat{\theta}$ of θ , we have $\mathcal{M}_C(\varepsilon; n, p, \Sigma) \leq \varepsilon^2 + \text{Tr} \left(\text{Cov} \left[\hat{\theta}(X) \right] \right)$. In particular, for $\hat{\theta}(X) = \bar{X}$, the result holds with $\text{Tr} \left(\text{Cov} \left[\hat{\theta}(X) \right] \right) = \text{Tr}(\Sigma)/n$.

The sample mean $\hat{\theta}(X) = \bar{X}$ achieves the risk specified in the upper bounds in each case.

Proof. For the CDS model, since $X'_i = X_i + \delta_\theta$ for some fixed δ_θ with $\|\delta_\theta\|_2^2 \leq \varepsilon^2$, and due to the location equivariance property $\hat{\theta}(X') - \hat{\theta}(X) = \hat{\theta}(X + \delta_\theta) - \hat{\theta}(X) = \delta_\theta$, as well as due to unbiasedness,

$$\begin{aligned} \mathbb{E} \left[\|\hat{\theta}(X') - \theta\|_2^2 \right] &= \mathbb{E} \left[\|\hat{\theta}(X') - \hat{\theta}(X)\|_2^2 + \|\hat{\theta}(X) - \theta\|_2^2 + 2(\hat{\theta}(X') - \hat{\theta}(X))^\top (\hat{\theta}(X) - \theta) \right] \\ &\leq \varepsilon^2 + \text{Tr} \left(\text{Cov} \left[\hat{\theta}(X) \right] \right) + 2\delta_\theta^\top \mathbb{E} \left[\hat{\theta}(X) - \theta \right] = \varepsilon^2 + \text{Tr} \left(\text{Cov} \left[\hat{\theta}(X) \right] \right). \end{aligned}$$

The result for the sample mean follows immediately; thus proving the third claim of Theorem 3.1.

Next, let $X = (X_1, \dots, X_n)$, $X' = (X'_1, \dots, X'_n)$ for an arbitrary shift. Let $\hat{\theta} : \mathcal{X}^n \rightarrow \Theta$ be an estimator and $R(\theta, \hat{\theta}) = \|\hat{\theta}(X) - \theta\|_{\ell^2}^2$, the expected squared error without perturbations. Then we have for any coupling of (X, X') that

$$\|\hat{\theta}(X') - \theta\|_{\ell^2} \leq \|\hat{\theta}(X) - \hat{\theta}(X')\|_{\ell^2} + R(\theta, \hat{\theta})^{1/2}. \quad (24)$$

For the first claim of Theorem Theorem 3.1, regarding the JDS model, consider a coupling of (X, X') such that $\mathbb{E} [\|X'_i - X_i\|_2^2] \leq \varepsilon^2$ for all $i \in [n]$. For the sample mean estimator $\hat{\theta}(X') = n^{-1} \sum_{i=1}^n X'_i$, we have $\mathbb{E} [\|\hat{\theta}(X') - \hat{\theta}(X)\|_2^2] = \mathbb{E} [\|\bar{X}' - \bar{X}\|_2^2] \leq 1/n \cdot \sum_{i=1}^n \mathbb{E} [\|X'_i - X_i\|_2^2] \leq \varepsilon^2$. Thus, the result follows from (24), as $R(\theta, \hat{\theta}) = \text{Tr}(\Sigma)/n$.

For the first claim of Theorem 3.1, regarding the IDS model, we again consider the sample mean $\hat{\theta}(X') = \bar{X}'$, and choose couplings (X_i, X'_i) such that $\mathbb{E} [\|X'_i - X_i\|_2^2] = W_2(X'_i, X_i)^2 \leq \varepsilon^2$, $i \in [n]$. If $n = 1$, then JDS and IDS are equivalent, and we may use the JDS upper bound. Otherwise, decomposing the risk as for the CDS model,

$$\mathcal{M}_I \leq \mathbb{E} [\|\bar{X}' - \theta\|_2^2] = \mathbb{E} [\|\bar{X}' - \bar{X}\|_2^2] + \frac{\text{Tr}(\Sigma)}{n} + 2\mathbb{E} [(\bar{X}' - \bar{X})^\top (\bar{X} - \theta)].$$

For the cross term, since (X_i, X'_i) and (X_j, X'_j) are mutually independent and identically distributed for $i \neq j$,

$$\begin{aligned} \mathbb{E} [(\bar{X}' - \bar{X})^\top (\bar{X} - \theta)] &= \frac{1}{n^2} \sum_{i=1}^n \mathbb{E} [(X'_i - X_i)^\top (X_i - \theta)] + \frac{1}{n^2} \sum_{i \neq j} \mathbb{E} [(X'_i - X_i)^\top (X_j - \theta)] \\ &= \frac{1}{n} \mathbb{E} [(X'_1 - X_1)^\top (X_1 - \theta)]. \end{aligned}$$

Therefore

$$\mathcal{M}_I - \frac{\text{Tr}(\Sigma)}{n} \leq \mathbb{E} [\|\bar{X}' - \bar{X}\|_2^2] + \frac{2}{n} \mathbb{E} [(X'_1 - X_1)^\top (X_1 - \theta)].$$

Define, for all $i \in [n]$, $Y_i = X'_i - X_i$ and $Z_i = X_i - \theta$. It follows that $Z_i \stackrel{\text{iid}}{\sim} f_0$, Y_i are i.i.d., and $\mathbb{E} [\|Y_i\|_2^2] \leq \varepsilon^2$. Denoting $\mathcal{I} := \mathcal{M}_I - \frac{\text{Tr}(\Sigma)}{n}$,

$$n^2 \mathcal{I} \leq \mathbb{E} \left[\left\| \sum_{i=1}^n Y_i \right\|_2^2 \right] + 2n \mathbb{E} [Y_1^\top Z_1].$$

Consider the following decomposition, with terms defined below:

$$Y_i = \underbrace{\mathbb{E} [Y_i]}_{\psi\delta} + \underbrace{(\mathbb{E} [Y_i | Z_i] - \mathbb{E} [Y_i])}_{g(Z_i)} + \underbrace{(Y_i - \mathbb{E} [Y_i | Z_i])}_{b(Z_i, Y_i)}.$$

Thus, we define $\psi \in \mathbb{R}$ and the deterministic unit vector δ by $\psi\delta = \mathbb{E}[Y_i]$, setting δ arbitrarily if $\psi = 0$. Also, $g(Z_i) = \mathbb{E}[Y_i | Z_i] - \mathbb{E}[Y_i]$, and $b(Z_i, Y_i) = Y_i - \mathbb{E}[Y_i | Z_i]$ representing the bias of Y_i . Using \mathcal{I} ,

$$\begin{aligned} n^2\mathcal{I} &\leq \mathbb{E} \left[\left\| \sum_{i=1}^n (\psi\delta + g(Z_i) + b(Z_i, Y_i)) \right\|_2^2 \right] + 2n\mathbb{E} \left[(\psi\delta + g(Z_1) + b(Z_1, Y_1))^\top Z_1 \right] \\ &= \mathbb{E} \left[\left\| \sum_{i=1}^n (\psi\delta + g(Z_i) + b(Z_i, Y_i)) \right\|_2^2 \right] + 2n\mathbb{E} \left[(\psi\delta + g(Z_1))^\top Z_1 \right], \end{aligned}$$

where the last equality uses the fact that $\mathbb{E} [b(Z_i, Y_i)^\top Z_1] = 0$ from the law of total expectation.

We aim to choose g , b , ψ , and δ to maximize the following optimization problem,

$$\begin{aligned} \sup_{g,b,\psi,\delta} \quad &\mathbb{E} \left[\left\| \sum_{i=1}^n (\psi\delta + g(Z_i) + b(Z_i, Y_i)) \right\|_2^2 \right] + 2n\mathbb{E} \left[(\psi\delta + g(Z_1))^\top Z_1 \right] \\ \text{s.t.} \quad &\mathbb{E} [\|\psi\delta + g(Z_i) + b(Z_i, Y_i)\|_2^2] \leq \varepsilon^2 \text{ for all } i \in [n]. \end{aligned}$$

Intuitively, since the expected squared norm of $\psi\delta + g(Z_i) + b(Z_i, Y_i)$ is bounded by ε^2 , we should set $b(Z_i, Y_i) = 0$. Formally, this is shown via Lemma E.11 by choosing $T_i = \psi\delta + g(Z_i)$ and $V_i = b(Z_i, Y_i)$ and noticing that

$$\begin{aligned} \mathbb{E} \left[(\psi\delta + g(Z_i))^\top b(Z_i, Y_i) \right] &= \mathbb{E} \left[\mathbb{E}[Y_i | Z_i]^\top (Y_i - \mathbb{E}[Y_i | Z_i]) \right] \\ &= \mathbb{E} \left[\mathbb{E}[Y_i | Z_i]^\top Y_i - \mathbb{E} \left[\mathbb{E}[Y_i | Z_i]^\top Y_i | Z_i \right] \right] = 0 \end{aligned}$$

from the law of total expectation. Therefore we have

$$\begin{aligned} n^2\mathcal{I} &\leq \sup_{g,\psi,\delta} \mathbb{E} \left[\left\| \sum_{i=1}^n (\psi\delta + g(Z_i)) \right\|_2^2 \right] + 2n\mathbb{E} \left[(\psi\delta + g(Z_1))^\top Z_1 \right] \\ \text{s.t.} \quad &\mathbb{E} [\|\psi\delta + g(Z_i)\|_2^2] \leq \varepsilon^2 \text{ for all } i \in [n]. \end{aligned}$$

Directly expanding the objective and constraints, using the facts $\mathbb{E}[g(Z_i)] = \mathbb{E}[Z_i] = 0$, $\|\delta\|_2 = 1$, and $\mathbb{E} [g(Z_1)^\top Z_1] \leq \sqrt{\mathbb{E} [\|g(Z_1)\|_2^2] \mathbb{E} [\|Z_1\|_2^2]}$ from the Cauchy-Schwartz inequality,

$$\begin{aligned} \mathbb{E} \left[\left\| \sum_{i=1}^n (\psi\delta + g(Z_i)) \right\|_2^2 \right] + 2n\mathbb{E} \left[(\psi\delta + g(Z_1))^\top Z_1 \right] &= (n\psi)^2 + \sum_{i=1}^n \mathbb{E} [\|g(Z_i)\|_2^2] + 2n\mathbb{E} \left[g(Z_1)^\top Z_1 \right] \\ &\leq (n\psi)^2 + \sum_{i=1}^n \mathbb{E} [\|g(Z_i)\|_2^2] + 2n\sqrt{\mathbb{E} [\|g(Z_1)\|_2^2] \text{Tr}(\Sigma)}. \end{aligned}$$

Further, $\mathbb{E} [\|\psi\delta + g(Z_i)\|_2^2] = \psi^2 + \mathbb{E} [\|g(Z_i)\|_2^2]$. Thus,

$$n^2\mathcal{I} \leq \sup_{\psi} n^2\psi^2 + n(\varepsilon^2 - \psi^2) + 2n\sqrt{(\varepsilon^2 - \psi^2) \text{Tr}(\Sigma)} \quad \text{s.t.} \quad \psi \leq \varepsilon.$$

Solving this using calculus, the optimal value of ψ is

$$\psi = \sqrt{\max \left(0, \varepsilon^2 - \frac{\text{Tr} \Sigma}{(n-1)^2} \right)}$$

and our optimization objective becomes

$$\mathcal{M}_I - \frac{\text{Tr}(\Sigma)}{n} = \mathcal{I} \leq \begin{cases} \frac{\varepsilon^2}{n} + \frac{2\varepsilon\sqrt{\text{Tr}(\Sigma)}}{n} & \varepsilon^2 \leq \frac{\text{Tr}(\Sigma)}{(n-1)^2}, \\ \varepsilon^2 + \frac{\text{Tr}(\Sigma)}{n(n-1)} & \varepsilon^2 > \frac{\text{Tr}(\Sigma)}{(n-1)^2}, \end{cases}$$

This leads to the desired upper bound (9). To obtain equality in the Cauchy-Schwartz inequality used above, we need $g(Z_i) = \zeta Z_i$, leading to

$$\zeta = \sqrt{\frac{\varepsilon^2 - \psi^2}{\text{Tr}(\Sigma)}} = \min \left(\sqrt{\frac{\varepsilon^2}{\text{Tr}(\Sigma)}}, \frac{1}{n-1} \right),$$

which matches (6). □

Corollary 3.3 (Pitman Estimator is Minimax if Unbiased). *If the Pitman estimator for the location family $\{f_\theta, \theta \in \mathbb{R}^p\}$ is unbiased and has a finite covariance matrix, then $\mathcal{M}_C(\varepsilon; n, p, \Sigma) = \varepsilon^2 + \mathcal{M}(0)$ for all ε , and the Pitman estimator is CDS ε -minimax for the family f_θ for all ε .*

Proof. If the Pitman estimator $\hat{\theta}$ is unbiased and has a finite covariance matrix, we can apply Theorem 3.1, part 3, to conclude $\mathcal{M}_C \leq \varepsilon^2 + \text{Tr}(\text{Cov}[\hat{\theta}])$. Furthermore, if the Pitman estimator has a finite covariance matrix, it is minimax optimal under no distribution shift from Theorem E.5. Thus, we have $\text{Tr}(\text{Cov}[\hat{\theta}]) = \mathcal{M}(0)$. Hence, from Theorem 3.2, the result follows. □

Theorem 3.2 (Location Family Lower Bound). *For the location estimation problem described in Theorem 3.1, under CDS,*

$$\mathcal{M}_C(\varepsilon; n, p, \Sigma) \geq \varepsilon^2 + \mathcal{M}(0). \quad (10)$$

Proof. Under CDS, $X'_i = X_i + \delta$, where $\delta = \delta_\theta$ is an arbitrary deterministic vector such that $\|\delta\|_2 \leq \varepsilon$. From Lemma E.6, for each θ' , there exists a pair $(\theta, \delta) = (g_\theta(\theta'), g_\delta(\theta'))$ such that $\theta' = g_\theta(\theta') + g_\delta(\theta')$, $\|g_\delta(\theta')\|_2 = \varepsilon$, and

$$\mathbb{E}_{X'_i \stackrel{\text{iid}}{\sim} f_{\theta'}} \left[\|\hat{\theta}(X') - g_\theta(\theta')\|_2^2 \right] \geq \mathbb{E}_{X'_i \stackrel{\text{iid}}{\sim} f_{\theta'}} \left[\|\hat{\theta}(X') - \theta'\|_2^2 \right] + \varepsilon^2.$$

Next, note that

$$\sup_{\delta, \theta: \|\delta\|_2 \leq \varepsilon, \theta \in \mathbb{R}^p, \delta + \theta = \theta'} \mathbb{E}_{X'_i \stackrel{\text{iid}}{\sim} f_{\theta'}} \left[\|\hat{\theta}(X') - \theta\|_2^2 \right] \geq \mathbb{E}_{X'_i \stackrel{\text{iid}}{\sim} f_{\theta'}} \left[\|\hat{\theta}(X') - g_\theta(\theta')\|_2^2 \right],$$

since $(g_\theta(\theta'), g_\delta(\theta'))$ is a subset of the feasible set on the left-hand side. Combining the two inequalities and taking the supremum over θ' and infimum over $\hat{\theta}$,

$$\inf_{\hat{\theta}} \sup_{\theta' \in \mathbb{R}^p} \sup_{\delta, \theta: \|\delta\|_2 \leq \varepsilon, \theta \in \mathbb{R}^p, \delta + \theta = \theta'} \mathbb{E}_{X'_i \stackrel{\text{iid}}{\sim} f_{\theta'}} \left[\|\hat{\theta}(X') - \theta\|_2^2 \right] \geq \inf_{\hat{\theta}} \sup_{\theta' \in \mathbb{R}^p} \mathbb{E}_{X'_i \stackrel{\text{iid}}{\sim} f_{\theta'}} \left[\|\hat{\theta}(X') - \theta'\|_2^2 \right] + \varepsilon^2.$$

Hence, (10) follows. □

A.5 Pointwise Density Estimation

A.5.1 Proof of Theorem 2.4

Proof. The upper bound follows from Theorem A.6 and the lower bound follows from Theorem C.3 by choosing $\Phi(x) = x^2$. □

A.5.2 Auxiliary results

Theorem A.6 (Pointwise Density Estimation Upper Bound). *For the pointwise density estimation problem described in Theorem 2.4,*

$$\mathcal{M}_I(\varepsilon; n, s, L, \rho^2) \lesssim n^{-2s/(2s+1)} \vee \varepsilon^{2s/(s+2)}.$$

Proof. Following the notation of Tsybakov (2009), consider a kernel function $K : \mathbb{R} \rightarrow \mathbb{R}$ where $\int_{\mathbb{R}} K(x) dx = 1$, $\int_{\mathbb{R}} K^2(x) dx < \infty$, $\int_{\mathbb{R}} |x|^s |K(x)| dx < \infty$, and K is L_1 -Lipschitz. For a bandwidth parameter $h > 0$, define the kernel density estimator \hat{f}_n

$$\hat{f}_n(x) := \frac{1}{nh} \sum_{i=1}^n K\left(\frac{X'_i - x}{h}\right).$$

Since $W_2(X_1, X'_1) \leq \varepsilon$, we can choose a coupling such that $\mathbb{E}[(X'_1 - X_1)^2] \leq \varepsilon^2$. We bound the bias and variance of \hat{f}_n in turn. Define $B(x_0)$ as the bias of the estimator \hat{f}_n at x_0 :

$$B(x_0) := \mathbb{E}_{\tilde{f}}[\hat{f}_n(x_0)] - f(x_0) = \frac{1}{h} \mathbb{E}_{X'_1 \sim \tilde{f}} \left[K\left(\frac{X'_1 - x_0}{h}\right) \right] - f(x_0).$$

Using the fact that K is L_1 -Lipschitz and by the triangle inequality, $|B(x_0)|$ equals

$$\begin{aligned} & \left| \frac{1}{h} \mathbb{E}_{X'_1 \sim \tilde{f}} \left[K\left(\frac{X'_1 - x_0}{h}\right) \right] - \frac{1}{h} \mathbb{E}_{X_1 \sim f} \left[K\left(\frac{X_1 - x_0}{h}\right) \right] + \frac{1}{h} \mathbb{E}_{X_1 \sim f} \left[K\left(\frac{X_1 - x_0}{h}\right) \right] - f(x_0) \right| \\ & \leq \frac{L_1}{h} \mathbb{E}_{X_1 \sim f, X'_1 \sim \tilde{f}} \left[\left| \frac{X'_1 - X_1}{h} \right| \right] + \frac{1}{h} \left| \mathbb{E}_{X_1 \sim f} \left[K\left(\frac{X_1 - x_0}{h}\right) \right] - f(x_0) \right|. \end{aligned}$$

The first term may be bounded using Jensen's inequality for $x \mapsto x^2$ and by using $\mathbb{E}[(X'_1 - X_1)^2] \leq \varepsilon^2$. The second term may be bounded via Proposition 1.2 of Tsybakov (2009) For some constant $C_2 > 0$, this leads to

$$|B(x_0)| \leq \frac{L_1}{h^2} \sqrt{\mathbb{E}_{X_1 \sim f, X'_1 \sim \tilde{f}} [(X'_1 - X_1)^2]} + C_2 h^s \lesssim \frac{\varepsilon}{h^2} + h^s.$$

Let $V(x_0)$ be the variance of the estimator \hat{f}_n at x_0 . Since $\tilde{f} \in \mathcal{P}(s, L)$, from Proposition 1.1 and Theorem 1.1 of Tsybakov (2009), we conclude $V(x_0) \lesssim \frac{1}{nh}$. Thus, from the bias-variance decomposition, the risk R at x_0 is bounded by

$$R \leq B^2(x_0) + V(x_0) \lesssim \max\left(h^{2s}, \frac{\varepsilon^2}{h^4}, \frac{1}{nh}\right).$$

When $\varepsilon \leq h^2$, we find the maximum by studying two cases. First, when $\varepsilon^2/h^4 \leq 1/(nh)$, to minimize the upper bound, we set $h^{2s} \sim \frac{1}{nh}$, which is the standard choice without distribution shift (Tsybakov, 2009). This leads to $h \sim n^{-1/(2s+1)}$ and the rate $n^{-2s/(2s+1)}$. This case holds when $\varepsilon \leq (h^3/n)^{1/2}$ or $\varepsilon \leq n^{-(s+2)/(2s+1)}$. Second, when $\varepsilon^2/h^4 > 1/(nh)$, to minimize the upper bound, we set $h^{2s} \sim \frac{\varepsilon^2}{h^4}$ or $h^{2s+4} \sim \varepsilon^2$, giving a rate of $\varepsilon^{2s/(s+2)}$. This case holds when $\varepsilon > (h^3/n)^{1/2}$ or $\varepsilon > n^{-(s+2)/(2s+1)}$. Thus, the two cases simplify to $R \lesssim \max(n^{-2s/(2s+1)}, \varepsilon^{2s/(s+2)})$, giving the desired result. \square

B Details for Bayes Risk Lower Bounds

B.1 Bayes JDS

Continuing with the extension of Bayes risk lower bounds to the JDS setting, we show how the definition of least favorable priors and minimaxity applies to distribution shifts, starting with least favorable priors:

Definition B.1 (Least Favorable Priors). *For a class of priors $\Psi \subset \mathcal{P}(\Theta \times \mathcal{P}(M^n))$, a prior $\Lambda \in \Psi$ is least favorable for Ψ if its Bayes risk is largest in the class, i.e., $r_\Lambda \geq r_{\Lambda'}$ for all $\Lambda' \in \Psi$.*

Define the JDS prior classes $\Psi_d^{(n)}(\varepsilon)$ as

$$\Psi_d^{(n)}(\varepsilon) := \{\Lambda : \mathbb{P}_{\theta, \nu_1, \dots, \nu_n \sim \Lambda}[d(P_\theta, \nu_i) \leq \varepsilon \text{ for all } 1 \leq i \leq n] = 1\}. \quad (25)$$

Now we have a key basic result, which shows how the known minimax risk lower bound via the Bayes risk applies to the JDS setting.

Corollary B.2 (Minimax risk lower is bounded by Bayes risk). *For a sequence of priors $(\Lambda_t^{(n)})_{t \geq 1}$ each of which belonging to $\Psi_d^{(n)}(\varepsilon)$, the JDS minimax risk $\mathcal{M}_J(\varepsilon, d)$ from (2) is lower bounded by the Bayes risk of each of the priors, i.e., $\mathcal{M}_J(\varepsilon, d) \geq r_{\Lambda_t^{(n)}}$ for all t . If $r := \lim_{t \rightarrow \infty} r_{\Lambda_t^{(n)}}$ exists, then further $\mathcal{M}_J(\varepsilon, d) \geq r$.*

Proof. For any $t \geq 1$,

$$\mathcal{M}_J(\varepsilon, d) = \inf_{\hat{\theta}} \sup_{\theta \in \Theta, \tilde{\nu}: d(P_\theta, \nu_i) \leq \varepsilon, i \in [n]} R_{\tilde{\nu}}(\theta, \hat{\theta}) \geq \inf_{\hat{\theta}} \int R_{\tilde{\nu}}(\theta, \hat{\theta}) d\Lambda_t^{(n)}(\theta, \tilde{\nu}) = r_{\Lambda_t^{(n)}}.$$

Taking the limit as $t \rightarrow \infty$ gives $\mathcal{M}_J(\varepsilon, d) \geq r$. \square

The next result characterizes Bayes estimators as minimax estimators.

Theorem B.3 (Minimaxity of Bayes Estimators under Perturbations). *Consider a prior $\Lambda^{(n)} \in \Psi_d^{(n)}(\varepsilon)$ and estimator $\hat{\theta}_{\Lambda^{(n)}}$ such that*

$$r(\Lambda^{(n)}, \hat{\theta}_{\Lambda^{(n)}}) = \sup_{\theta \in \Theta, \tilde{\nu}: d(P_\theta, \nu_i) \leq \varepsilon, i \in [n]} R_{\tilde{\nu}}(\theta, \hat{\theta}_{\Lambda^{(n)}}).$$

Then

1. $\hat{\theta}_{\Lambda^{(n)}}$ is JDS ε, d -minimax.
2. If $\hat{\theta}_{\Lambda^{(n)}}$ is the unique Bayes estimator with respect to $\Lambda^{(n)}$, then $\hat{\theta}_{\Lambda^{(n)}}$ is also the unique JDS ε, d -minimax estimator.
3. $\Lambda^{(n)}$ is a least favorable prior for $\Psi_d^{(n)}(\varepsilon)$.

Proof. The theorem statement and proof is in large part inspired by Theorem 5.1.12 of Lehmann and Casella (1998).

1. Let $\hat{\theta}$ be any estimator. Then

$$\begin{aligned} \sup_{\theta \in \Theta, \tilde{\nu}: d(P_\theta, \nu_i) \leq \varepsilon, i \in [n]} R_{\tilde{\nu}}(\theta, \hat{\theta}) &\geq \int R_{\tilde{\nu}}(\theta, \hat{\theta}) d\Lambda^{(n)}(\theta, \tilde{\nu}) \geq \int R_{\tilde{\nu}}(\theta, \hat{\theta}_{\Lambda^{(n)}}) d\Lambda^{(n)}(\theta, \tilde{\nu}) \\ &= \sup_{\theta \in \Theta, \tilde{\nu}: d(P_\theta, \nu_i) \leq \varepsilon, i \in [n]} R_{\tilde{\nu}}(\theta, \hat{\theta}_{\Lambda^{(n)}}). \end{aligned}$$

2. If $\hat{\theta}_{\Lambda^{(n)}}$ is the unique Bayes estimator then in the previous proof,

$$\int R_{\tilde{\nu}}(\theta, \hat{\theta}) d\Lambda^{(n)}(\theta, \tilde{\nu}) > \int R_{\tilde{\nu}}(\theta, \hat{\theta}_{\Lambda^{(n)}}) d\Lambda^{(n)}(\theta, \tilde{\nu}),$$

thus showing that $\hat{\theta}_{\Lambda^{(n)}}$ is the unique JDS ε, d -minimax estimator.

3. For any other $\Lambda' \in \Psi_d^{(n)}(\varepsilon)$,

$$\begin{aligned} r_{\Lambda'} &= \int R_{\tilde{\nu}}(\theta, \hat{\theta}_{\Lambda'}) d\Lambda'(\theta, \tilde{\nu}) \leq \int R_{\tilde{\nu}}(\theta, \hat{\theta}_{\Lambda^{(n)}}) d\Lambda'(\theta, \tilde{\nu}) \\ &\leq \sup_{\theta \in \Theta, \tilde{\nu}: d(P_{\theta}, \nu_i) \leq \varepsilon, i \in [n]} R_{\tilde{\nu}}(\theta, \hat{\theta}_{\Lambda^{(n)}}) = r_{\Lambda}. \end{aligned}$$

□

Further, we describe how the definition of least favorable sequence applies to the distribution shift setting.

Definition B.4 (Least Favorable Sequence). *Given $n \geq 1$, a sequence of priors $(\Lambda_t)_{t \geq 1}$ is least favorable for $\Psi \subset \mathcal{P}(\Theta \times \mathcal{P}(M^n))$ if $\Lambda_t \in \Psi$ for all $t \geq 1$, $r := \lim_{t \rightarrow \infty} r_{\Lambda_t}$ exists, and for all $\Lambda \in \Psi$, $r_{\Lambda} \leq r$.*

The next result shows how the known minimax risk lower bound via the Bayes risk applies to the JDS setting.

Theorem B.5 (Minimaxity of Sequences of Least Favorable Priors). *Let $(\Lambda_t^{(n)})_{t \geq 1}$, with $\Lambda_t^{(n)} \in \Psi_d^{(n)}(\varepsilon)$ for all $t \geq 1$, be a least favorable sequence of priors with Bayes risk $r_{\Lambda_t^{(n)}}$, and let $r := \lim_{t \rightarrow \infty} r_{\Lambda_t^{(n)}}$. Suppose $\hat{\theta}$ is a limiting Bayes estimator such that*

$$\sup_{\theta \in \Theta, \tilde{\nu}: d(P_{\theta}, \nu_i) \leq \varepsilon, i \in [n]} R_{\tilde{\nu}}(\theta, \hat{\theta}) = r.$$

Then $\hat{\theta}$ is JDS ε, d -minimax.

We provide the proof in Appendix B.3.

B.2 Bayes IDS

To define a prior probability distribution over θ and the perturbation ν for IDS, we choose a random variable $Z : (\Omega, \mathcal{F}, \mathbb{P}) \rightarrow (\Theta, B(\Theta)) \times (\mathcal{P}(M), B(\mathcal{P}(M)))$. Given Z , we define the pushforward probability measure Λ such that $\Lambda(A) = \mathbb{P}[Z^{-1}(A)]$ for all $A \in B(\Theta) \times B(\mathcal{P}(M))$. The risk R_{ν} in the IDS case is $R_{\nu}(\theta, \hat{\theta}) = \mathbb{E}_{X'_t \stackrel{\text{iid}}{\sim} \nu} [\mathcal{L}(\theta, \hat{\theta}(X'_t))]$.

Definition B.6 (IDS Bayes Risk and Estimators). *The average risk of $\hat{\theta}$ with respect to prior $\Lambda \in \mathcal{P}(\Theta \times \mathcal{P}(M))$ is*

$$r(\Lambda, \hat{\theta}) = \int R_{\nu}(\theta, \hat{\theta}) d\Lambda(\theta, \nu).$$

If for all estimators $\hat{\theta}$, $r(\Lambda, \hat{\theta}_{\Lambda}) \leq r(\Lambda, \hat{\theta})$, then $\hat{\theta}_{\Lambda}$ is a Bayes estimator for Λ . The Bayes risk r_{Λ} is defined as $r_{\Lambda} = \inf_{\hat{\theta}} r(\Lambda, \hat{\theta}_{\Lambda})$, and is the risk of any Bayes estimator if that exists.

Define prior classes $\Psi_d(\varepsilon)$ as

$$\Psi_d(\varepsilon) := \{\Lambda : \mathbb{P}_{\theta, \nu \sim \Lambda}[d(P_{\theta}, \nu) \leq \varepsilon] = 1\}.$$

The proofs of the results below are essentially the same as the proofs in Section 4 except using $\Psi_d(\varepsilon)$ instead of $\Psi_d^{(n)}(\varepsilon)$.

Corollary B.7. *For a sequence of priors $(\Lambda_t)_{t \geq 1}$ each of which belongs to $\Psi_d(\varepsilon)$, $\mathcal{M}_I(d, \varepsilon) \geq r_{\Lambda_t}$ for all t . If $r := \lim_{t \rightarrow \infty} r_{\Lambda_t}$ exists, then $\mathcal{M}_I(d, \varepsilon) \geq r$.*

Theorem B.8 (IDS Minimacity under Perturbations). *Consider a prior $\Lambda \in \Psi_d(\varepsilon)$ and estimator $\hat{\theta}_\Lambda$ such that*

$$r(\Lambda, \hat{\theta}_\Lambda) = \sup_{\theta \in \Theta, \nu: d(P_\theta, \nu) \leq \varepsilon} R_\nu(\theta, \hat{\theta}_\Lambda).$$

Then

1. $\hat{\theta}_\Lambda$ is IDS ε, d -minimax.
2. If $\hat{\theta}_\Lambda$ is the unique Bayes estimator with respect to Λ , then $\hat{\theta}_\Lambda$ is also the unique IDS ε, d -minimax estimator.
3. Λ is a least favorable prior for $\Psi_d(\varepsilon)$.

Theorem B.9 (IDS Minimax with Sequences of Least Favorable Priors). *Let $(\Lambda_t)_{t \geq 1}$, with $\Lambda_t \in \Psi_d(\varepsilon)$ for all $t \geq 1$, be a least favorable sequence of priors with Bayes risk r_{Λ_t} , such that $r := \lim_{t \rightarrow \infty} r_{\Lambda_t}$ exists. Suppose $\hat{\theta}$ is an estimator where*

$$\sup_{\theta \in \Theta, \nu: d(P_\theta, \nu) \leq \varepsilon} R_\nu(\theta, \hat{\theta}) = r.$$

Then $\hat{\theta}$ is IDS ε, d -minimax.

B.3 Bayes Omitted Proofs

Theorem 4.2 (Gaussian Location Bayes Lower Bound Construction). *For the Gaussian location estimation problem where $X_1, \dots, X_n \stackrel{iid}{\sim} \mathcal{N}(\theta, \Sigma)$, under the JDS ε -perturbation model, there is a sequence of priors whose Bayes risks have the limit $r_{\Lambda^{(n)}} = \left(\varepsilon + \sqrt{\text{Tr} \Sigma / n}\right)^2$. Under the IDS ε -perturbation model, there is a sequence of priors whose Bayes risks have the limit*

$$r_\Lambda = \begin{cases} \frac{1}{n} \left(\varepsilon + \sqrt{\text{Tr} \Sigma}\right)^2 & \varepsilon^2 \leq \frac{\text{Tr} \Sigma}{(n-1)^2} \\ \varepsilon^2 + \frac{\text{Tr} \Sigma}{n-1} & \varepsilon^2 > \frac{\text{Tr} \Sigma}{(n-1)^2}. \end{cases} \quad (12)$$

Proof. Starting with JDS shifts, for $b > 0$, let $\Lambda_b^{(n)}$ be a prior distribution over $\theta, \nu_1, \dots, \nu_n$ defined by drawing $\theta \sim \mathcal{N}(0_p, b^2 I_p)$ and $X_i \stackrel{iid}{\sim} \mathcal{N}(\theta, \Sigma)$. The observed perturbed data X'_i are constructed as $X'_i = X_i + \varepsilon \sqrt{n / \text{Tr} \Sigma} (\bar{X} - \theta)$ for $i \in [n]$, and the induced law of $X' = (X'_1, \dots, X'_n)$ is defined as $\tilde{\nu} = (\nu_1, \dots, \nu_n)$. Thus, we shift the data in the direction of the error of the sample mean from the true mean; see Figure 1.

First, we check that this satisfies the JDS condition. Denoting $\xi = \varepsilon \sqrt{n / \text{Tr} \Sigma}$, for all $i \in [n]$,

$$\mathbb{E} [\|X'_i - X_i\|_2^2] = \xi^2 \mathbb{E} [\|\bar{X} - \theta\|_2^2] = \xi^2 \frac{\text{Tr} \Sigma}{n} = \varepsilon^2,$$

since $\bar{X} - \theta \sim \mathcal{N}(0, \Sigma/n)$. Hence, the joint distribution (X_i, X'_i) defines a coupling such that $\mathbb{E} [\|X_i - X'_i\|^2] = \varepsilon^2$, and thus $W_2(X_i, X'_i) \leq \varepsilon$. Therefore $\Lambda_b^{(n)} \in \Psi_{W_2}^{(n)}(\varepsilon)$.

To determine the Bayes estimator of θ given X' under this perturbation construction, we compute the posterior distribution of θ given X' . We have $\bar{X} = \frac{\bar{X}' + \xi \theta}{1 + \xi}$, thus we can express X in terms of X' via, for all $i \in [n]$,

$$X_i = X'_i - \xi \left(\frac{\bar{X}' + \xi \theta}{1 + \xi} - \theta \right) = X'_i - \xi \left(\frac{\bar{X}' - \theta}{1 + \xi} \right).$$

Using the distribution of θ and of $X \mid \theta$, and the fact that X' is deterministic given X and θ , the posterior distribution of $\theta \mid X$ is proportional to

$$\begin{aligned} f(\theta \mid X') &\propto f(\theta)f(X \mid \theta)f(X' \mid \theta, X) \propto \exp\left(-\frac{\|\theta\|^2}{2b^2}\right) \exp\left(-\frac{1}{2}\sum_{i=1}^n (X_i - \theta)^\top \Sigma^{-1} (X_i - \theta)\right) \\ &= \exp\left(-\frac{\|\theta\|^2}{2b^2}\right) \exp\left(-\frac{1}{2}\sum_{i=1}^n \left(X'_i - \xi \left(\frac{\bar{X}' - \theta}{1 + \xi}\right) - \theta\right)^\top \Sigma^{-1} \left(X'_i - \xi \left(\frac{\bar{X}' - \theta}{1 + \xi}\right) - \theta\right)\right) \\ &= \exp\left(-\frac{\|\theta\|^2}{2b^2}\right) \exp\left(-\frac{1}{2}\sum_{i=1}^n ((1 + \xi)X'_i - \xi\bar{X}' - \theta)^\top ((1 + \xi)^2\Sigma)^{-1} ((1 + \xi)X'_i - \xi\bar{X}' - \theta)\right). \end{aligned}$$

Then by Lemma E.7, conditional on X' , θ is distributed as a Gaussian random variable with covariance matrix $\text{Cov}[\theta \mid X'] = \left(\frac{I_p}{b^2} + \frac{n\Sigma^{-1}}{(1+\xi)^2}\right)^{-1}$. Using Lemma B.10, it follows that the Bayes risk is

$$r_{\Lambda_b^{(n)}} = \mathbb{E}_{X'} [\text{Tr}(\text{Cov}[\theta \mid X'])] = \text{Tr} \left[\left(\frac{I_p}{b^2} + \frac{n\Sigma^{-1}}{(1+\xi)^2} \right)^{-1} \right].$$

Taking the limit as $b \rightarrow \infty$, the limiting Bayes risk equals

$$r_{\Lambda^{(n)}} = \frac{(1 + \xi)^2}{n} \text{Tr} \Sigma = \frac{\left(1 + \varepsilon \sqrt{n / \text{Tr} \Sigma}\right)^2 \text{Tr} \Sigma}{n} = \left(\varepsilon + \sqrt{\frac{\text{Tr} \Sigma}{n}}\right)^2,$$

finishing the proof for JDS.

For IDS perturbations, the proof is similar. For $b > 0$, let Λ_b be a prior distribution over θ, ν defined by drawing $\theta \sim \mathcal{N}(0_p, b^2 I_p)$ and $X_i \stackrel{\text{iid}}{\sim} \mathcal{N}(\theta, \Sigma)$. For $i \in [p]$, let e_i be the i th standard basis vector, and choose δ uniformly from the set $Q = \{e_1, \dots, e_p, -e_1, \dots, -e_p\}$.⁸ Construct the observed perturbed data X'_i as $X'_i = X_i + \zeta(X_i - \theta) + \psi\delta$, with ζ, ψ from (6). The distribution ν is defined by the induced law of X'_i . We check that this satisfies the Wasserstein condition:

$$\begin{aligned} \mathbb{E} [\|X'_i - X_i\|_2^2] &= \mathbb{E} [\|\zeta(X_i - \theta) + \psi\delta\|_2^2] = \zeta^2 \text{Tr} \Sigma + \psi^2 + 2\zeta\psi\delta^\top \mathbb{E}[X_i - \theta] \\ &= \begin{cases} \left(\frac{\varepsilon^2}{\text{Tr} \Sigma}\right) \text{Tr} \Sigma + 0^2 & \varepsilon^2 \leq \frac{\text{Tr} \Sigma}{(n-1)^2} \\ \left(\frac{1}{n-1}\right)^2 \text{Tr} \Sigma + \varepsilon^2 - \frac{\text{Tr} \Sigma}{(n-1)^2} & \varepsilon^2 > \frac{\text{Tr} \Sigma}{(n-1)^2} \end{cases} = \varepsilon^2. \end{aligned}$$

Hence the joint distribution (X_i, X'_i) defines a coupling such that $\mathbb{E} [\|X_i - X'_i\|^2] = \varepsilon^2$ and thus $W_2(X_i, X'_i) \leq \varepsilon$. Since X'_i only depends on X_i and θ , $\Lambda_b \in \Psi_{W_2}(\varepsilon)$.

To determine the Bayes estimator of θ given X' under this perturbation construction, we compute the posterior distribution of θ given X' . Using the distribution of θ , and of $X \mid \theta$, as well as the fact that X' is deterministic given X and θ —namely $X_i = \frac{X'_i + \zeta\theta - \psi\delta}{1 + \zeta}$ for all $i \in [n]$ —the posterior distribution is proportional to

$$\begin{aligned} f(\theta \mid X') &\propto f(\theta)f(X' \mid \theta) \propto f(\theta) \int f(X' \mid \theta, \delta)f(\delta) d\delta \propto \exp\left(-\frac{\|\theta\|^2}{2b^2}\right) \frac{1}{2^p} \sum_{\delta' \in Q} f(X' \mid \theta, \delta') \\ &= \exp\left(-\frac{\|\theta\|^2}{2b^2}\right) \sum_{\delta' \in Q} \exp\left(-\frac{1}{2}\sum_{i=1}^n \left(\frac{X'_i + \zeta\theta - \psi\delta'}{1 + \zeta} - \theta\right)^\top \Sigma^{-1} \left(\frac{X'_i + \zeta\theta - \psi\delta'}{1 + \zeta} - \theta\right)\right) \\ &= \sum_{\delta' \in Q} \exp\left(-\frac{\|\theta\|^2}{2b^2}\right) \exp\left(-\frac{1}{2}\sum_{i=1}^n (X'_i - \psi\delta' - \theta)^\top ((1 + \zeta)^2\Sigma)^{-1} (X'_i - \psi\delta' - \theta)\right). \end{aligned}$$

⁸One can choose any isotropic set with mean zero, $\mathbb{E}[\delta\delta^\top] = I_p$ and $\mathbb{E}\delta = 0$, the current choice is for simplicity.

This implies that the distribution of θ is a mixture of $2p$ Gaussian distributions. Let $p_b(X', \delta)$ and $q_b(X', \delta)$ be mean and covariance of each mixture component. By Lemma E.7,

$$p_b(X', \delta) = \left(\frac{n\Sigma^{-1}}{(1+\zeta)^2} + \frac{I_p}{b^2} \right)^{-1} \frac{n\Sigma^{-1}(\bar{X}' - \psi\delta)}{(1+\zeta)^2},$$

$$q_b(X', \delta) = \left(\frac{n\Sigma^{-1}}{(1+\zeta)^2} + \frac{I_p}{b^2} \right)^{-1}.$$

Considering $b \rightarrow \infty$,

$$\lim_{b \rightarrow \infty} p_b(X', \delta) = \bar{X}' - \psi\delta, \quad \lim_{b \rightarrow \infty} \frac{1}{2p} \sum_{\delta' \in Q} p_b(X', \delta') = \bar{X}', \quad \lim_{b \rightarrow \infty} q_b(X', \delta) = \frac{(1+\zeta)^2}{n} \Sigma.$$

Applying Lemma E.9 to compute the posterior variance and taking $b \rightarrow \infty$, $\lim_{b \rightarrow \infty} \text{Cov}[\theta | X']$ equals

$$\begin{aligned} & \lim_{b \rightarrow \infty} q_b(X', \delta) + \frac{1}{2p} \sum_{\delta' \in Q} p_b(X', \delta') p_b(X', \delta')^\top + \left(\frac{1}{2p} \sum_{\delta' \in Q} p_b(X', \delta') \right) \left(\frac{1}{2p} \sum_{\delta' \in Q} p_b(X', \delta') \right)^\top \\ &= \frac{(1+\zeta)^2}{n} \Sigma + \frac{1}{2p} \sum_{\delta' \in Q} (\bar{X}' - \psi\delta')(\bar{X}' - \psi\delta')^\top - \bar{X}' \bar{X}'^\top \\ &= \frac{(1+\zeta)^2}{n} \Sigma + \frac{1}{2p} \sum_{\delta' \in Q} 2\psi\delta' \bar{X}'^\top + \psi^2 \delta' \delta'^\top = \frac{(1+\zeta)^2}{n} \Sigma + \frac{\psi^2}{p} I_p. \end{aligned}$$

The last equality holds since $\sum_{\delta' \in Q} \delta' = 0$ and $\sum_{\delta' \in Q} \delta' \delta'^\top = 2I_p$. Since this covariance matrix is independent of X' , the trace of the covariance matrix gives the Bayes risk:

$$\begin{aligned} r_\Lambda &= \lim_{b \rightarrow \infty} r_{\Lambda_b} = \lim_{b \rightarrow \infty} \text{Tr} \text{Cov}[\theta | X'] = \text{Tr} \left(\frac{(1+\zeta)^2 \Sigma}{n} + \frac{\psi^2}{p} I_p \right) = \frac{(1+\zeta)^2 \text{Tr} \Sigma}{n} + \psi^2 \\ &= \begin{cases} \frac{1}{n} \left(1 + \frac{\varepsilon}{\sqrt{\text{Tr} \Sigma}} \right)^2 \text{Tr} \Sigma & \varepsilon^2 \leq \frac{\text{Tr} \Sigma}{(n-1)^2} \\ \frac{1}{n} \left(1 + \frac{1}{n-1} \right)^2 \text{Tr} \Sigma + \varepsilon^2 - \frac{\text{Tr} \Sigma}{(n-1)^2} & \varepsilon^2 > \frac{\text{Tr} \Sigma}{(n-1)^2}. \end{cases} \end{aligned}$$

This equals (12), finishing the proof. \square

Theorem 4.3 (Linear Regression Lower Bound Construction). *Consider the linear regression problem described in Theorem 2.2 with a general invertible covariance matrix Σ instead of $\sigma^2 I_n$ and let $P_{X, \Sigma} = X(X^\top \Sigma^{-1} X)^{-1} X^\top \Sigma^{-1}$. There is a sequence of priors Λ_b for $b > 0$ whose Bayes risks have a limit as $b \rightarrow \infty$ equal to, under squared error loss $\rho^2(\hat{\theta}, \theta) = \|\hat{\theta} - \theta\|_2^2$,*

$$r_\Lambda = \left(1 + \varepsilon \sqrt{\frac{n}{\text{Tr}[\Sigma P_{X, \Sigma}]}} \right)^2 \text{Tr} \left[(X^\top \Sigma^{-1} X)^{-1} \right],$$

and under prediction error $\rho_X^2(\hat{\theta}, \theta) = \|X(\hat{\theta} - \theta)\|_2^2/n$, $r_\Lambda = \left(\varepsilon + \sqrt{n^{-1} \text{Tr}[\Sigma P_{X, \Sigma}]} \right)^2$.

Proof. Let Λ_b be a prior distribution over θ, ν defined by sampling $\theta \sim \mathcal{N}(0_p, b^2 I_p)$ and $Y = X\theta + \mathcal{E}$ where $\mathcal{E} \sim \mathcal{N}(0_p, \Sigma)$. The observed perturbed data Y' are constructed as

$$Y' = Y + \kappa(P_{X, \Sigma} Y - X\theta), \quad \kappa = \varepsilon \sqrt{\frac{n}{\text{Tr}[\Sigma P_{X, \Sigma}]}} \tag{26}$$

and the induced law of Y' is defined as ν . To check that $W_2(Y, Y') \leq \sqrt{n\varepsilon}$, from our selection of κ , we have

$$\|Y - Y'\|_{\ell_2}^2 = \kappa^2 \|P_{X,\Sigma} Y - X\theta\|_{\ell_2}^2 = \frac{n\varepsilon^2}{\text{Tr}[\Sigma P_{X,\Sigma}]} \|P_{X,\Sigma}(X\theta + \mathcal{E}) - X\theta\|_{\ell_2}^2 = n\varepsilon^2.$$

Therefore $\Lambda_b \in \Psi_{W_2}^{(1)}(\sqrt{n\varepsilon})$. Since $P_{X,\Sigma}$ is a projection matrix, $Z := I + \kappa P_{X,\Sigma}$ is invertible with positive eigenvalues. By construction, $Y = Z^{-1}(Y' + \kappa X\theta)$.

To compute the Bayes risk, we find the posterior distribution of θ given Y' :

$$\begin{aligned} f(\theta | Y') &\propto f(\theta) f(Y | \theta) f(Y' | Y, \theta) \propto \exp\left(-\frac{1}{2b^2} \|\theta\|_2^2\right) \exp\left(-\frac{1}{2}(Y - X\theta)^\top \Sigma^{-1}(Y - X\theta)\right) \\ &= \exp\left(-\frac{1}{2b^2} \|\theta\|_2^2\right) \exp\left(-\frac{1}{2}(Z^{-1}(Y' + \kappa X\theta) - X\theta)^\top \Sigma^{-1}(Z^{-1}(Y' + \kappa X\theta) - X\theta)\right). \end{aligned}$$

Letting $\mathcal{A} = (I - \kappa Z^{-1})X$,

$$Z^{-1}(Y' + \kappa X\theta) - X\theta = Z^{-1}Y' - \mathcal{A}\theta.$$

Noting that $Z^{-1} = I - \kappa/(1 + \kappa)P_{X,\Sigma}$, we can simplify \mathcal{A} as

$$\begin{aligned} \mathcal{A} &= (I - \kappa Z^{-1})X = \left(I - \kappa \left(I - \frac{\kappa}{1 + \kappa} P_{X,\Sigma}\right)\right) X \\ &= \left((1 - \kappa)I + \frac{\kappa^2}{1 + \kappa} P_{X,\Sigma}\right) X = (1 - \kappa)X + \frac{\kappa^2}{1 + \kappa} X = \frac{1}{1 + \kappa} X. \end{aligned}$$

Therefore the posterior distribution can be expressed as

$$\begin{aligned} f(\theta | Y') &\propto \exp\left(-\frac{1}{2b^2} \|\theta\|_2^2\right) \exp\left(-\frac{1}{2}(\mathcal{A}\theta - Z^{-1}Y)^\top \Sigma^{-1}(\mathcal{A}\theta - Z^{-1}Y)\right) \\ &= \exp\left(-\frac{1}{2b^2} \|\theta\|_2^2\right) \exp\left(-\frac{1}{2}[X\theta/(1 + \kappa) - Z^{-1}Y]^\top \Sigma^{-1}[X\theta/(1 + \kappa) - Z^{-1}Y]\right). \end{aligned}$$

This implies that $\theta | Y'$ is distributed as a Gaussian random variable, and from Lemma E.7, we have

$$\text{Cov}[\theta | Y'] = \left(\frac{I_p}{b^2} + \mathcal{A}^\top \Sigma^{-1} \mathcal{A}\right)^{-1} = \left(\frac{I_p}{b^2} + \frac{X^\top \Sigma^{-1} X}{(1 + \kappa)^2}\right)^{-1}.$$

Thus, under squared loss, as $b \rightarrow \infty$, from Lemma B.10,

$$\begin{aligned} \lim_{b \rightarrow \infty} r_{\Lambda_b^{(n)}} &= \lim_{b \rightarrow \infty} \mathbb{E}_{Y'} [\text{Tr}(\text{Cov}[\theta | Y'])] = (1 + \kappa)^2 \text{Tr}[(X^\top \Sigma^{-1} X)^{-1}] \\ &= \left(1 + \varepsilon \sqrt{\frac{n}{\text{Tr}[\Sigma P_{X,\Sigma}]}}\right)^2 \text{Tr}[(X^\top \Sigma^{-1} X)^{-1}]. \end{aligned}$$

Under prediction error, as $b \rightarrow \infty$, from Lemma B.11,

$$\begin{aligned} \lim_{b \rightarrow \infty} r_{\Lambda_b^{(n)}} &= \lim_{b \rightarrow \infty} \frac{1}{n} \mathbb{E}_{Y'} [\text{Tr}[X \text{Cov}[\theta | Y'] X^\top]] = \frac{(1 + \kappa)^2}{n} \text{Tr}\left[X (X^\top \Sigma^{-1} X)^{-1} X^\top\right] \\ &= \left(\sqrt{n^{-1} \text{Tr}[\Sigma P_{X,\Sigma}]} + \varepsilon\right)^2. \end{aligned}$$

This finishes the proof. \square

B.4 Bayes Estimators

Lemma B.10. For squared error, the Bayes risk r_Λ for estimating a parameter $g(\theta)$ is equal to $r_\Lambda = \mathbb{E}_X [\text{Tr}(\text{Cov}[g(\theta) | X])]$.

Proof. This is a well known fact, see e.g., Lemma 5.1.13 from Lehmann and Casella (1998), and follows from

$$r_\Lambda = \mathbb{E} [\|\delta_\Lambda(X) - g(\theta)\|_2^2] = \int \|\mathbb{E}[g(\theta) | X] - g(\theta)\|_2^2 d\Lambda(X) = \mathbb{E}_X [\text{Tr}(\text{Cov}[g(\theta) | X])].$$

□

Lemma B.11. For $g(\theta) \in \mathbb{R}^p$, given a fixed matrix $X \in \mathbb{R}^{n \times p}$, denote the prediction error as $\rho_X^2(\theta, \hat{\theta}) = \frac{\|X(\hat{\theta} - g(\theta))\|_2^2}{n}$. Then given observation Y , the Bayes estimator $\hat{\theta}_\Lambda$ for estimating $g(\theta)$ is $\mathbb{E}[g(\theta) | Y]$ and the Bayes risk $r_\Lambda = \frac{1}{n} \mathbb{E}_Y [\text{Tr}(X \text{Cov}[g(\theta) | Y] X^\top)]$.

Proof. It is well known that the posterior mean is Bayes optimal under any quadratic loss, see e.g., Lehmann and Casella (1998). Next for the Bayes risk under prediction error,

$$\begin{aligned} r_\Lambda &= \mathbb{E} \left[\frac{\|X(\delta_\Lambda(Y) - g(\theta))\|_2^2}{n} \right] = \frac{1}{n} \mathbb{E} \left[\text{Tr}[(\delta_\Lambda(Y) - g(\theta))^\top X^\top X (\delta_\Lambda(Y) - g(\theta))] \right] \\ &= \frac{1}{n} \text{Tr} \left[\mathbb{E} \left[(\delta_\Lambda(Y) - g(\theta)) (\delta_\Lambda(Y) - g(\theta))^\top \right] X X^\top \right] \\ &= \frac{1}{n} \text{Tr} \left[X \text{Cov}[g(\theta) | Y] X^\top \right]. \end{aligned}$$

□

C Minimax Lower Tools and Examples

We provide statements and examples of applying the distribution shift Le Cam (Theorem 5.2), modulus of continuity (Corollary 5.5), Fano's (Theorem C.6), and Assouad's methods (Theorem C.10).

C.1 Le Cam's Method and Modulus of Continuity

C.1.1 Proof of Theorem 5.2

Proof. Consider $\tilde{\nu}_i$ such that $(\mu_i, \tilde{\nu}_i) \in \mathcal{V}$ for $i \in \{1, 2\}$, and define $Z^\nu \sim \frac{1}{2} \tilde{\nu}_1 + \frac{1}{2} \tilde{\nu}_2$. Then

$$\begin{aligned} \mathcal{Q}^\nu[\psi(Z^\nu) \neq J] &= \frac{1}{2} \mathbb{P}_{\tilde{\nu}_1} [\psi(Z^\nu) \neq 1] + \frac{1}{2} \mathbb{P}_{\tilde{\nu}_2} [\psi(Z^\nu) \neq 2] \\ \inf_\psi \mathcal{Q}^\nu[\psi(Z^\nu) \neq J] &= \frac{1}{2} (1 - \|\tilde{\nu}_1 - \tilde{\nu}_2\|_{\text{TV}}). \end{aligned}$$

Then Theorem 5.1 gives the desired result. The JDS and IDS lower bounds follow by choosing $\mathcal{V} = \mathcal{V}_J$ and \mathcal{V}_I . □

C.1.2 1-D Gaussian Location

As a first example, we revisit the Gaussian mean estimation problem, and derive a bound for more general loss functions than what we have considered before.

Theorem C.1. Let $X_1, \dots, X_n \stackrel{iid}{\sim} \mathcal{N}(\theta, \sigma^2)$ for known $\sigma^2 > 0$, and consider estimating θ from an IDS sample X' with $\rho(\theta, \theta') = |\theta - \theta'|$. The minimax risk under IDS satisfies the lower bound

$$\mathcal{M}_I(\varepsilon; n, \sigma, \Phi \circ \rho) \geq \frac{1}{4} \Phi \left(\varepsilon + \frac{\sigma}{2\sqrt{n}} \right).$$

Proof. Consider the mean parameter $\theta(\mu) = \mathbb{E}_{A \sim \mu} A$ and the $\mathcal{V}_I(W_2, \varepsilon)$ ambiguity set. Let $\mu_1 = \mathcal{N}(0, \sigma^2)$ and $\mu_2 = \mathcal{N}(2\delta, \sigma^2)$, giving $\rho(\theta(\mu_1), \theta(\mu_2)) = 2\delta$. For $j \in \{1, 2\}$, choose $\tilde{\nu}_j = \nu_j^n$ where $\nu_1 = \mathcal{N}(\varepsilon, \sigma^2)$ and $\nu_2 = \mathcal{N}(2\delta - \varepsilon, \sigma^2)$. By Lemma E.2, we have that $(\mu_i, \tilde{\nu}_i) = (\mu_i, \nu_i^n) \in \mathcal{V}_I(W_2, \varepsilon)$.

We have that the KL divergence equals $D_{\text{KL}}(\mathcal{N}(\theta_1, \sigma^2) \parallel \mathcal{N}(\theta_2, \sigma^2)) = (\theta_1 - \theta_2)^2 / (2\sigma^2)$ and further $D_{\text{KL}}(\tilde{\nu}_1 \parallel \tilde{\nu}_2) = n(2\delta - 2\varepsilon)^2 / 2\sigma^2$. Plugging this into the binary testing Le Cam lower bound (16), using the Pinsker-Csiszár-Kullback inequality and the tensorization of the KL divergence from Proposition E.10,

$$\mathcal{M}_I(\varepsilon; n, \sigma, \Phi \circ \rho) \geq \frac{\Phi(\delta)}{2} \left[1 - \sqrt{\frac{1}{2} \frac{(2\delta - 2\varepsilon)^2}{2\sigma^2/n}} \right] = \frac{\Phi(\delta)}{2} \left[1 - \frac{|\delta - \varepsilon|}{\sigma/\sqrt{n}} \right].$$

Choosing $\delta = \varepsilon + \frac{\sigma}{2\sqrt{n}}$, we obtain the desired lower bound $\frac{1}{4} \Phi \left(\varepsilon + \frac{\sigma}{2\sqrt{n}} \right)$. \square

For $\Phi(x) = x$, we obtain a new lower bound of $(\varepsilon + \sigma/(2\sqrt{n}))/4$ under absolute loss. For $\Phi(x) = x^2$, the bound achieves the correct rate $\Omega(\varepsilon^2 + \sigma^2/n)$.

C.1.3 Uniform Location Family

We next present a lower bound for the uniform location family.

Theorem C.2. Let $X_1, \dots, X_n \stackrel{iid}{\sim} \text{Unif}[\theta - 1/2, \theta + 1/2]$ and consider estimating θ from an IDS sample X' with $\rho(\theta, \theta') = |\theta - \theta'|$. Then for $\varepsilon \geq 0$,

$$\mathcal{M}_I(\varepsilon; n; \Phi \circ \rho) \geq \frac{1}{4} \Phi \left(\varepsilon + \frac{1}{4n} \right).$$

Proof. Let $\mu_1 = \text{Unif}[\theta - 1/2, \theta + 1/2]$ and $\mu_2 = \text{Unif}[\theta - 1/2 + 2\delta, \theta + 1/2 + 2\delta]$. For $j \in \{1, 2\}$, choose $\tilde{\nu}_j = \nu_j^n$ where

$$\nu_1 = \text{Unif}[\theta - 1/2 + \varepsilon, \theta + 1/2 + \varepsilon], \quad \nu_2 = \text{Unif}[\theta - 1/2 + 2\delta - \varepsilon, \theta + 1/2 + 2\delta - \varepsilon].$$

One may readily verify that $(\mu_i, \tilde{\nu}_i) = (\mu_i, \nu_i^n) \in \mathcal{V}_I(W_2, \varepsilon)$, e.g., using Theorem E.3. For $1/2 + \varepsilon \geq \delta \geq \varepsilon$, $\|\nu_1^n - \nu_2^n\|_{\text{TV}} = 1 - [1 - 2(\delta - \varepsilon)]^n$. Plugging this into (16), we have $\mathcal{M}_I(\varepsilon; n; \Phi \circ \rho) \geq \frac{\Phi(\delta)}{2} [1 - 2(\delta - \varepsilon)]^n$. Choosing $\delta = \varepsilon + \frac{1}{4n}$, we have

$$\mathcal{M}_I(\varepsilon; n; \Phi \circ \rho) \geq \frac{\Phi \left(\varepsilon + \frac{1}{4n} \right)}{2} \left(1 - \frac{1}{2n} \right)^n \geq \frac{1}{4} \Phi \left(\varepsilon + \frac{1}{4n} \right).$$

\square

Again, this result applies to general loss functions. For instance, for $\Phi(x) = x$, we obtain a new lower bound of $(\varepsilon + 1/(4\sqrt{n}))/4$ under absolute loss. When $\Phi(x) = x^2$, we obtain a lower bound of the order $\Omega(\varepsilon^2 + n^{-2})$, which however only matches the rate for the weaker CDS perturbations from Theorem 2.3.

C.1.4 Pointwise Density Estimation

Now we present lower bounds for pointwise nonparametric density estimation.

Theorem C.3. *For the pointwise density estimation problem described in Theorem 2.4 with $\varepsilon \leq 1$,*

$$\mathcal{M}_I(\varepsilon; n, s, L, \Phi \circ \rho) \gtrsim \Phi(n^{-s/(2s+1)} \vee \varepsilon^{2s/(2s+1)}). \quad (27)$$

Proof. We only consider $n^{-1/2} \lesssim \varepsilon$, as for smaller ε the result follows from the standard nonparametric rate $\Phi(n^{-s/(2s+1)})$. We will choose f_1, f_2 such that $W_2(f_1, f_2) \leq \varepsilon$ and apply the modulus of continuity argument in Corollary 5.5.

Let $f_1 = \phi_\sigma$, the normal density with variance σ^2 . For sufficiently large σ^2 , we have $f_1 \in \mathcal{P}(s, L/2)$. To construct f_2 , following Tsybakov (2009), define K_0 and K where

$$K_0(u) = \exp\left(-\frac{1}{1-u^2}\right) \mathbb{1}\{|u| \leq 1\}, \quad K(u) = aK_0(2u), \quad (28)$$

and $a > 0$ is chosen to be sufficiently small so that $K \in \Sigma(s, 1/4) \cap C^\infty(\mathbb{R})$. Let $T : \mathbb{R} \rightarrow \mathbb{R}$ be such that $T(u) = K(u) - K(u-1)$; so that $T(0) > 0$, $\int_{\mathbb{R}} T(x) dx = 0$, and $\int_{\mathbb{R}} T^2(x) dx < \infty$. Let h be the bandwidth parameter chosen as $h := (\varepsilon/[2\sqrt{\tilde{C}}\sigma L])^{2/(2s+1)}$, where \tilde{C} is the constant from Lemma C.4. Define $f_2 = f_1 + g$ where for all $x \in \mathbb{R}$, $g(x) = Lh^s T\left(\frac{x-x_0}{h}\right)$. We choose $L > 0$ sufficiently small that $f_2 > 0$. We first check that $f_2 \in \mathcal{P}(s, L)$. Letting $l = \lfloor s \rfloor$, we have

$$f_2^{(l)}(x) = \phi_\sigma^{(l)}(x) + Lh^{s-l} \left(K^{(l)}\left(\frac{x-x_0}{h}\right) - K^{(l)}\left(\frac{x-x_0}{h} - 1\right) \right).$$

Letting $u = (x-x_0)/h$ and $u' = (x'-x_0)/h$ and using the fact that $f_1 \in \mathcal{P}(s, L/2)$, $|f_2^{(l)}(x) - f_2^{(l)}(x')|$ is upper bounded by

$$\begin{aligned} & \left| \phi_\sigma^{(l)}(x) - \phi_\sigma^{(l)}(x') \right| / 2 + Lh^{s-l} \left| \left(K^{(l)}(u) - K^{(l)}(u-1) \right) - \left(K^{(l)}(u') - K^{(l)}(u'-1) \right) \right| \\ & \leq L|x-x'|^{s-l}/2 + Lh^{s-l} \left[\left| K^{(l)}(u) - K^{(l)}(u') \right| + \left| K^{(l)}(u-1) - K^{(l)}(u'-1) \right| \right] \\ & \leq L|x-x'|^{s-l}/2 + Lh^{s-l} \left[|u-u'|^{s-l}/4 + |u-u'|^{s-l}/4 \right] = L|x-x'|^{s-l}. \end{aligned}$$

Therefore $f_2 \in \mathcal{P}(s, L)$.

Next, we may check that $W_2(f_1, \tilde{f}_1) \leq \varepsilon$. Since $f_1 = \phi_\sigma$ is a Gaussian distribution, the Talagrand transportation cost inequality, Theorem E.4 (Talagrand, 1996; Otto and Villani, 2000) implies $W_2(f_1, \tilde{f}_1) \leq \sqrt{2\sigma^2 D_{\text{KL}}(\tilde{f}_1 \| f_1)}$. Furthermore, $\varepsilon \leq 1$ implies $h \lesssim 1$, and applying Lemma C.4 to $q = f_1$ and $p = \tilde{f}_1$,

$$W_2(f_1, \tilde{f}_1) \leq \sqrt{2\sigma^2 D_{\text{KL}}(\tilde{f}_1 \| f_1)} \leq \sqrt{2\sigma^2 \tilde{C} h \tau}.$$

Since $\tau = Lh^s$, we find $W_2(\tilde{f}_1, f_1) \leq \varepsilon$. Then, $m(\varepsilon) \geq \rho(f_1, f_2) = |f_1(x_0) - f_2(x_0)| = Lh^s T(0) \sim \varepsilon^{2s/(2s+1)}$. Therefore, by Corollary 5.5, we have the desired result. \square

Lemma C.4. *Let $q = \phi_\sigma$ and p be a density supported on \mathbb{R} , where $p(x) := q(x) + s(x)$ with, for some $x_0 \in \mathbb{R}$, $\tau > 0$, $0 < h \leq h_{\max}$ and $T : \mathbb{R} \rightarrow \mathbb{R}$ defined in the proof of Theorem C.3, $s(x) = \tau T\left(\frac{x-x_0}{h}\right)$. Then $D_{\text{KL}}(p \| q) \leq \tilde{C}\tau^2 h$, for some constant \tilde{C} depending only on T , x_0 , and h_{\max} .*

Proof. Denote the support of T as $\Delta := [-1/2, 3/2]$ and the support of $T\left(\frac{x-x_0}{h}\right)$ as $\Delta_n := [-h/2 + x_0, 3h/2 + x_0]$. Since the KL divergence is upper bounded by the χ^2 -divergence (see e.g., Sason and Verdú, 2016),

$$D_{\text{KL}}(p\|q) \leq \int_{\mathbb{R}} \frac{s^2(x)}{q(x)} dx \leq \frac{1}{\inf_{x \in \Delta_n} q(x)} \int_{\Delta_n} s^2(x) dx.$$

From our choice of T , the infimum of ϕ on Δ_n is attained at $-h/2 + x_0$ or $3h/2 + x_0$, and is thus lower bounded by a constant C_1 since $h \leq h_{\max}$. Thus

$$D_{\text{KL}}(p\|q) \leq C_1 \tau^2 \int_{\Delta_n} R^2\left(\frac{x-x_0}{h}\right) dx \leq C_1 \tau^2 h \int_{\Delta} R^2(y) dy \leq \tilde{C} \tau^2 h$$

where $\tilde{C} = C_1 \int_{\Delta} T^2(y) dy$. □

C.2 Linear Regression

Theorem C.5 (Linear Regression Modulus of Continuity Lower Bounds). *For the linear regression problem described in Theorem 2.2, under a squared error loss $\rho^2(\theta, \theta') = \|\theta - \theta'\|_2^2$,*

$$\mathcal{M}_J(\sqrt{n}\varepsilon; \Sigma, \rho^2) \geq \frac{n\varepsilon^2}{\sigma_{\min}^2(X)} \vee \text{Tr} \left[(X^\top \Sigma^{-1} X)^{-1} \right],$$

and under prediction error $\rho_X^2(\hat{\theta}, \theta) = \|X(\hat{\theta} - \theta)\|_2^2/n$,

$$\mathcal{M}_J(\sqrt{n}\varepsilon; \Sigma, \rho_X^2) \geq \varepsilon^2 \vee n^{-1} \text{Tr} [\Sigma P_{X, \Sigma}].$$

Proof. Let $\theta_1 = 0$, $\theta_2 = 2\sqrt{n}\varepsilon v_p / \sigma_{\min}(X)$ and $\theta_3 = \sqrt{n}\varepsilon v_p / \sigma_{\min}(X)$, where v_p is the right singular vector of X corresponding to the smallest singular value. Define $Y_i = \mathcal{N}(X\theta_i, \Sigma)$ for $i \in [3]$. We may verify that $W_2(Y_1, Y_3) = W_2(Y_2, Y_3) = \|X(\sqrt{n}\varepsilon v_p / \sigma_{\min}(X))\|_2 = \sqrt{n}\varepsilon$. Therefore, $mi(\sqrt{n}\varepsilon; \rho) \geq 2\sqrt{n}\varepsilon / \sigma_{\min}(X)$ and $mi(\sqrt{n}\varepsilon; \rho_X) \geq 2\varepsilon$.

Using Corollary 5.5,

$$\mathcal{M}_J(\sqrt{n}\varepsilon; \Sigma, \rho^2) \geq \frac{n\varepsilon^2}{\sigma_{\min}^2(X)} \vee \mathcal{M}(0; \rho^2), \quad \mathcal{M}_J(\sqrt{n}\varepsilon; \Sigma, \rho_X^2) \geq \varepsilon^2 \vee \mathcal{M}(0; \rho_X^2).$$

Applying Theorem 4.3 with $\varepsilon = 0$ gives lower bounds on $\mathcal{M}(0; \rho^2)$ and $\mathcal{M}(0; \rho_X^2)$, leading to the desired result. □

C.3 Distribution Shift Fano Lower Bound

Next, we generalize Fano's inequality (Fano, 1961), a classical tool for proving lower bounds on the minimax risk. In the classical setting, $(Z, J) \sim \mathcal{Q}^{\mathcal{V}}$ is generated by sampling $J \sim \text{Unif}\{1, 2, \dots, M\}$, and given $J = j$, sampling $Z^{\mathcal{V}} \sim \mu_j$ for some $\mu_j \in \mathcal{P}$. Fano's inequality states that for any testing function $\psi : \mathcal{X}^n \rightarrow [M]$, and with \log denoting the natural logarithm, $\mathbb{P}[\psi(Z) \neq J] \geq 1 - [I(Z; J) + \log 2] / \log M$, where, for the distributions \mathcal{Q}_Z , \mathcal{Q}_J , and $\mathcal{Q}_{Z, J}$ of Z , J , and (Z, J) , respectively, $I(Z; J) := D_{\text{KL}}(\mathcal{Q}_{Z, J} \| \mathcal{Q}_Z \mathcal{Q}_J) = \frac{1}{M} \sum_{j=1}^M D_{\text{KL}}(\mu_j \| \mathcal{Q}_Z)$ is the mutual information.

In the distribution shift setting, recall that $(Z^{\mathcal{V}}, J) \sim \mathcal{Q}^{\mathcal{V}}$ is generated by sampling $J \sim \text{Unif}\{1, 2, \dots, M\}$, and given $J = j$, sampling $Z^{\mathcal{V}} \sim \tilde{\nu}_j$ where $(\mu_j, \tilde{\nu}_j) \in \mathcal{W}$. Thus, Fano's inequality implies that

$$\mathbb{P}[\psi(Z^{\mathcal{V}}) \neq J] \geq 1 - \frac{I(Z^{\mathcal{V}}; J) + \log 2}{\log M}.$$

By the usual convexity argument, if $D_{\text{KL}}(\tilde{\nu}_j \parallel \tilde{\nu}_k) \leq \delta'$ for all j, k , then $I(Z^{\mathcal{V}}; J) \leq \delta'$. Thus, we find the following Local Fano bound under distribution shift with respect to an arbitrary ambiguity set \mathcal{V} . This can be specialized to JDS/IDS/CDS.

Theorem C.6 (Local Fano Bound under Distribution Shift). *Assume $(\mu_1, \tilde{\nu}_1), \dots, (\mu_M, \tilde{\nu}_M) \in \mathcal{V}$ such that $\rho(\theta(\mu_j), \theta(\mu_k)) \geq 2\delta$ for all $j \neq k$. If $D_{\text{KL}}(\tilde{\nu}_j \parallel \tilde{\nu}_k) \leq \delta'$ for all j, k , then*

$$\mathcal{M}(\theta, n, \mathcal{V}; \Phi \circ \rho) \geq \Phi(\delta) \left\{ 1 - \frac{\delta' + \log 2}{\log M} \right\}. \quad (29)$$

Next we provide examples of applying the distribution shift Fano's method.

C.3.1 Multi-dimensional Gaussian Location

As a first example, we again revisit the Gaussian mean estimation problem, now allowing multi-dimensional parameters, and derive a bound for more general loss functions than what we have considered before.

Theorem C.7. *For the location estimation problem described in Theorem 2.1 with Gaussian noise, where $\Sigma = \sigma^2 I_p$, under the IDS perturbation model with $\rho(\theta, \theta') = \|\theta - \theta'\|_2$ and $p \geq 2$,*

$$\mathcal{M}_I(\varepsilon; n, p, \sigma^2 I_p, \Phi \circ \rho) \geq \frac{1}{2} \cdot \Phi \left(\frac{\varepsilon + \sigma \sqrt{(p-2) \log(2)/(4n)}}{4} \right). \quad (30)$$

Proof. By standard volume arguments, we can construct a $1/2$ -packing U of the Euclidean unit ℓ_2 ball of size at least 2^p , see e.g., Vershynin (2018). Thus, consider a set U such that for all $u, u' \in U$, $\|u\|_2, \|u'\|_2 \leq 1$, while $\|u - u'\|_2 \geq 1/2$.

For a given $\delta > 0$, and for all $u \in U$, let $\theta_u = 4\delta u$, and let $\mu_u = \mathcal{N}(\theta_u, \sigma^2 I_p)$, implying for $u \neq u'$, $\rho(\theta(\mu_u), \theta(\mu_{u'})) = 4\delta \|u - u'\|_2 \geq 2\delta$. Let $\tilde{\nu}_u = \nu_u^n$ where $\nu_u = \mathcal{N}((1 - \frac{\varepsilon}{4\delta})\theta_u, \sigma^2 I_p)$. This ensures that for all $u \in U$, by applying Lemma E.2

$$W_2(\mu_u, \nu_u) = \frac{\varepsilon}{4\delta} \|\theta_u\|_2 = \frac{\varepsilon}{4\delta} (4\delta \|u\|_2) \leq \varepsilon,$$

implying $(\mu_u, \tilde{\nu}_u) \in \mathcal{V}_I(W_2, \varepsilon)$ for all $u \in U$. Furthermore,

$$D_{\text{KL}}(\tilde{\nu}_u \parallel \tilde{\nu}_{u'}) = \frac{n(1 - \frac{\varepsilon}{4\delta})^2 \|\theta_u - \theta_{u'}\|_2^2}{2\sigma^2} = \frac{n(1 - \frac{\varepsilon}{4\delta})^2 (4\delta)^2 \|u - u'\|_2^2}{2\sigma^2} \leq \frac{2n(4\delta - \varepsilon)^2}{\sigma^2}.$$

Let $\delta = (\varepsilon + x)/4$ for some $x \geq 0$. Plugging this into the Local Fano testing bound (29),

$$\mathcal{M}_I(\varepsilon; n, p, \sigma^2 I_p, \Phi \circ \rho) \geq \Phi \left(\frac{\varepsilon + x}{4} \right) \left(1 - \frac{2nx^2/\sigma^2 + \log 2}{p \log 2} \right).$$

Choosing $x = \sigma \sqrt{(p-2) \log(2)/(4n)}$, for $p \geq 2$, we have $1 - \frac{2nx^2/\sigma^2 + \log 2}{p \log 2} = \frac{1}{2}$, and we find (30). □

This leads to new results; for instance for $\Phi(x) = x$ it shows the lower bound $(\varepsilon + \sigma \sqrt{(p-1)/n})/32$ applicable to all $p \geq 2$. For $\Phi(x) = x^2$, this recovers the IDS rate $\Omega(\varepsilon^2 + p\sigma^2/n)$. Moreover, since this result covers dimension $p \geq 2$, it is complementary to Theorem C.1.

C.3.2 Gaussian Linear Regression

Next, we consider linear regression under distribution shift, deriving a new lower bound for a general loss function. The lower bound holds when the noise is restricted to be Gaussian.

Theorem C.8. *For the linear regression problem described in Theorem 2.2, for Gaussian noise, and under a squared error loss $\rho^2(\hat{\theta}, \theta) = \|\hat{\theta} - \theta\|_2^2$ and $p \geq 23$,*

$$\mathcal{M}_J(\sqrt{n}\varepsilon; n, p, \sigma^2 I_n, \Phi \circ \rho^2) \geq \frac{1}{2} \Phi \left(\frac{8\varepsilon + \sigma\sqrt{2(p-16\log 2)/n}}{16\|n^{-1/2}X\|_2} \right). \quad (31)$$

Proof. By the Gilbert-Varshamov bound (Gilbert, 1952; Varshamov, 1957), there is a subset U of $\{-1, 1\}^p$ of size $M = |U| \geq \exp(p/8)$, such that for all $u, u' \in U$ with $u \neq u'$, we have $\|u - u'\|_1 = 2 \sum_{i=1}^p \mathbb{1}\{u_i \neq u'_i\} \geq p/2$. Note that

$$\|u - u'\|_2 = \sqrt{4 \sum_{i=1}^p \mathbb{1}\{u_i \neq u'_i\}} \geq \sqrt{p}.$$

For all $u \in U$, let $\theta_u = 2\delta p^{-1/2}u$ and $\mu_u = \mathcal{N}(X\theta_u, \sigma^2 I_n)$. Then for $u \neq u'$, $\rho(\theta(\mu_u), \theta(\mu_{u'})) = \|\theta_u - \theta_{u'}\|_2 \geq 2\delta p^{-1/2}\|u - u'\|_2 \geq 2\delta$. Moreover, let $\tilde{\nu}_u = \mathcal{N}\left(X\left(1 - \frac{\varepsilon n^{1/2}}{2\delta\|X\|_2}\right)\theta_u, \sigma^2 I_n\right)$. Then by using Lemma E.2,

$$W_2(\mu_u, \tilde{\nu}_u) = \left\| X \left(\theta_u - \left(1 - \frac{\varepsilon n^{1/2}}{2\delta\|X\|_2}\right) \theta_u \right) \right\|_2 \leq \frac{\sqrt{n}\varepsilon(2\delta p^{-1/2})\|u\|_2}{2\delta} \leq \sqrt{n}\varepsilon.$$

Additionally, bounding the KL-divergence between $\tilde{\nu}_u$ and $\tilde{\nu}_{u'}$,

$$\begin{aligned} D_{\text{KL}}(\tilde{\nu}_u \parallel \tilde{\nu}_{u'}) &\leq \frac{1}{2\sigma^2} \left\| X \left(1 - \frac{\varepsilon n^{1/2}}{2\delta\|X\|_2}\right) (\theta_u - \theta_{u'}) \right\|_2^2 \\ &\leq \frac{1}{2\sigma^2} \left(\|X\|_2 - \frac{\varepsilon n^{1/2}}{2\delta} \right)^2 (2\delta p^{-1/2})^2 \|u - u'\|_2^2 \leq \frac{2}{\sigma^2} (2\delta\|X\|_2 - \varepsilon\sqrt{n})^2. \end{aligned}$$

Choosing $\delta = \frac{8\varepsilon + \sigma\sqrt{2(p-16\log 2)/n}}{16\|n^{-1/2}X\|_2}$, and simplifying the right-hand side of (29) in Fano's inequality using $p \geq 2$,

$$1 - \frac{\frac{2n}{\sigma^2} (2\delta\|X\|_2 - \varepsilon\sqrt{n})^2 + \log(2)}{p/8} \geq \frac{1}{2}.$$

Thus,

$$\mathcal{M}_J(\sqrt{n}\varepsilon; n, p, \sigma^2 I_n, \Phi \circ \rho) \geq \frac{1}{2} \Phi \left(\frac{8\varepsilon + \sigma\sqrt{2(p-16\log 2)/n}}{16\|n^{-1/2}X\|_2} \right).$$

If $p \geq 23$, then $2p - 32\log 2 \geq p$, and we find (31). \square

For $\Phi(x) = x^2$, this leads to a lower bound of the order of $\Omega(\varepsilon^2 + p\sigma^2/n)/\|n^{-1/2}X\|_2^2$, which agrees with Theorem 2.2. Without distribution shift, the same rate with $\varepsilon = 0$ is well known, see e.g., Lehmann and Casella (1998), Duchi (2019). Our result recovers that standard rate, but also reveals the effect of the distribution shift. Next, we present a lower bound for prediction error.

Theorem C.9. For the linear regression problem described in Theorem 2.2, under prediction error $\rho_X^2(\theta, \theta') = \frac{\|X(\theta - \theta')\|_2^2}{n}$ and $p \geq 2$,

$$\mathcal{M}_J(\sqrt{n}\varepsilon; n, p, \sigma^2 I_n, \Phi \circ \rho_X) \geq \frac{1}{3} \Phi \left(\frac{2\varepsilon + \sigma\sqrt{(p-1)/(4n)}}{8} \right).$$

Proof. Define S to be the set $S := \{\gamma \in \text{range}(X) \mid \|\gamma\|_2 \leq 4\delta\sqrt{n}\}$. There exists a $2\delta\sqrt{n}$ packing $\{\gamma^1, \dots, \gamma^M\}$ of S in the ℓ_2 norm where $M \geq 2^p$. Since each vector γ^i is in the range of X , we have $\gamma^i = X\theta^i$ for some $\theta^i \in \mathbb{R}^p$ and

$$\frac{\|X\theta^i\|_2}{\sqrt{n}} \leq 4\delta \quad \text{and} \quad 2\delta \leq \frac{\|X(\theta^i - \theta^j)\|_2}{\sqrt{n}} \leq 8\delta$$

for $1 \leq i \neq j \leq M$. Therefore $\rho(\theta^i, \theta^j) \geq 2\delta$ for $i \neq j$. Define $\mu_i = \mathcal{N}(X\theta^i, \sigma^2 I_n)$ and $\tilde{\nu}_i = \mathcal{N}(X\theta^i(1 - \frac{\varepsilon}{4\delta}), \sigma^2 I_n)$. Now,

$$W_2(\mu_i, \tilde{\nu}_i) = \left\| X \left(\theta^i - \left(1 - \frac{\varepsilon}{4\delta}\right) \theta^i \right) \right\|_2 = \left\| \frac{\varepsilon X\theta^i}{4\delta} \right\|_2 \leq \sqrt{n}\varepsilon.$$

Next, we have

$$D_{\text{KL}}(\tilde{\nu}_i \parallel \tilde{\nu}_j) \leq \frac{\left\| \left(1 - \frac{\varepsilon}{4\delta}\right) X(\theta^i - \theta^j) \right\|_2^2}{2\sigma^2} \leq \frac{32n\delta^2}{\sigma^2} \left(1 - \frac{\varepsilon}{4\delta}\right)^2 = \frac{2n}{\sigma^2} (4\delta - \varepsilon)^2.$$

Choosing $\delta = \lceil [2\varepsilon + \sigma\sqrt{(p-1)/(4n)}] / 8 \rceil$, using $p \geq 2$, the right-hand side of (29) in Fano's inequality can be bounded as

$$1 = \frac{\frac{2n}{\sigma^2} (4\delta - \varepsilon)^2 + \log 2}{p \log 2} = 1 - \frac{p-1 + \log 256}{8p \log 2} \geq \frac{1}{4}.$$

Thus, Fano's inequality yields the desired conclusion. \square

For $\Phi(x) = x^2$, we have the lower bound $\Omega(\varepsilon^2 + \sigma^2 p/n)$, which recovers the standard rate when $\varepsilon = 0$.

C.4 Distribution Shift Assouad's Lower Bound

We now present a generalization of Assouad's lower bound (Assouad, 1983; Yu, 1997; Tsybakov, 2009) for distribution shift. For vectors $u, u' \in \{-1, 1\}^p$, $d_H(u, u')$ denotes the Hamming distance. Let $U := \{-1, 1\}^p$. The family $\{\mu_u\}_{u \in U, \mu_u \in \mathcal{P}}$ satisfies the 2δ -separation condition if there exists a function $\hat{u} : \Theta \rightarrow U$ where for all $\theta \in \Theta$ and $u \in U$,

$$\Phi \circ \rho(\theta, \theta(\mu_u)) \geq 2\delta \cdot d_H(\hat{u}(\theta), u).$$

We show the following.

Theorem C.10 (Distribution Shift Assouad's Lower Bound). *For an ambiguity set \mathcal{V} and $u \in U = \{-1, 1\}^p$, let $(\mu_u, \tilde{\nu}_u) \in \mathcal{V}$. Define $\tilde{\nu}_{+j}$ as $\nu_{+j} := 2^{1-p} \sum_{u: u_j=+1} \tilde{\nu}_u$, the mixture of distributions $\tilde{\nu}_u$, $u \in U$, where $u_j = 1$, and similarly for ν_{-j} . Then if $\{\mu_u\}_{u \in U, \mu_u \in \mathcal{P}}$ satisfies the 2δ -separation condition from above,*

$$\mathcal{M}(\theta, n, \mathcal{V}; \Phi \circ \rho) \geq \delta \sum_{j=1}^p [1 - \|\tilde{\nu}_{+j} - \tilde{\nu}_{-j}\|_{\text{TV}}]. \quad (32)$$

Proof. The proof follows the same structure as the standard proof of Assouad's result, see e.g., Lemma 2.12 in Tsybakov (2009) or Lemma 8.2 in Duchi (2019). Let $M = |U| = 2^p$ and for $u \in U$, let $\mu_u = P_{\theta_u}$. We suppress the dependence on X for brevity. For any estimator $\hat{\theta}$,

$$\begin{aligned} \mathcal{M}(\theta, n, \mathcal{V}; \Phi \circ \rho) &\geq \sup_{(\mu, \tilde{\nu})} \mathbb{E}_{\tilde{\nu}} \left[\Phi(\rho(\hat{\theta}, \theta)) \right] \\ &\geq \frac{1}{M} \sum_{u \in U} \mathbb{E}_{\tilde{\nu}_u} \left[\Phi(\rho(\hat{\theta}, \theta(\mu_u))) \right] \geq \frac{2\delta}{M} \sum_{u \in U} \mathbb{E}_{\tilde{\nu}_u} \left[d_H(\hat{u}(\hat{\theta}), u) \right]. \end{aligned}$$

Substituting $d_H(u, v) = \sum_{j=1}^p \mathbb{1}\{u_j \neq v_j\}$ and changing the order of summation, we find

$$\mathcal{M}(\theta, n, \mathcal{V}; \Phi \circ \rho) \geq \frac{2\delta}{M} \sum_{j=1}^p \sum_{u \in U} \mathbb{E}_{\tilde{\nu}_u} \left[\mathbb{1}\{\hat{u}(\hat{\theta})_j \neq u_j\} \right].$$

By definition of $\tilde{\nu}_{+j}$ and $\tilde{\nu}_{-j}$ and collecting terms,

$$\mathcal{M}(\theta, n, \mathcal{V}; \Phi \circ \rho) \geq \delta \sum_{j=1}^p \left[\mathbb{P}_{\tilde{\nu}_{+j}} \left[\hat{u}(\hat{\theta})_j \neq 1 \right] + \mathbb{P}_{\tilde{\nu}_{-j}} \left[\hat{u}(\hat{\theta})_j \neq -1 \right] \right].$$

By taking the infimum over all estimators $\hat{\theta}$, we then find (32). \square

C.4.1 Multi-dimensional Gaussian Location (Revisited)

We revisit the multi-dimensional Gaussian mean estimation problem from Appendix C.3.1.

Example C.11. For the Gaussian location estimation problem described in Theorem 2.1 where $\Sigma^2 = \sigma^2 I_p$, under the IDS perturbation model with $\rho(\theta, \theta') = \|\theta - \theta'\|_2$ and $\Phi(x) = x^2$,

$$\mathcal{M}_I(\varepsilon; n, p, \sigma^2 I_p; \|\cdot\|_2^2) \geq \frac{\varepsilon^2}{4} + \frac{\sigma^2 p}{32n}.$$

Proof. Let $\hat{u}(\theta) = \text{sign}(\theta) \in \{-1, 1\}^p$, with the sign applied coordinate-wise and defined as $\text{sign}(0) = 1$. Let $\mu_u = \mathcal{N}(\delta u, \sigma^2 I_p)$ and $\tilde{\nu}_u = \nu_u^n$ where $\nu_u = \mathcal{N}((1 - \varepsilon/(\delta\sqrt{p}))\delta u, \sigma^2 I_p)$. Then, it is well known, see e.g., Example 8.3 in Duchi (2019), that

$$\Phi \circ \rho(\theta, \theta(\mu_u)) = \|\theta - \delta u\|_2^2 \geq \delta^2 d_H(\hat{u}(\theta), u).$$

Therefore the chosen family of $\{\mu_u\}_{u \in U}$ satisfies the δ^2 -separation condition. Further,

$$W_2(\mu_u, \nu_u) = \frac{\varepsilon}{\delta} \|\theta_u\|_2 = \frac{\varepsilon}{\delta\sqrt{p}} (\delta \|u\|_2) \leq \varepsilon$$

and thus $(\mu_u, \tilde{\nu}_u) \in \mathcal{V}_I(W_2, \varepsilon)$. Also, following the standard argument via the convexity of $\|\cdot\|_{\text{TV}}^2$ and Pinsker's inequality, see Example 8.3 in Duchi (2019),

$$\begin{aligned} \|\tilde{\nu}_{+j} - \tilde{\nu}_{-j}\|_{\text{TV}}^2 &\leq \max_{d_H(u, u') \leq 1} \|\tilde{\nu}_u - \tilde{\nu}_{u'}\|_{\text{TV}}^2 \\ &\leq \frac{1}{2} \max_{d_H(u, u') \leq 1} D_{\text{KL}}(\tilde{\nu}_u \| \tilde{\nu}_{u'}) \leq \frac{2n\delta^2(1 - \varepsilon/(\delta\sqrt{p}))^2}{\sigma^2} = \frac{2n(\delta - \varepsilon/\sqrt{p})^2}{\sigma^2}. \end{aligned}$$

Plugging this into the distribution shift Assouad's lower bound from Theorem C.10,

$$\mathcal{M}_I(\varepsilon; n; \|\cdot\|_2^2) \geq \frac{\delta^2 p}{2} \left[1 - \sqrt{\frac{2n(\delta - \varepsilon/p^{1/2})^2}{\sigma^2}} \right].$$

Choosing $\delta = \sqrt{\frac{\sigma^2}{8n}} + \sqrt{\frac{\varepsilon^2}{p}}$, we find

$$\mathcal{M}_I(\varepsilon; n; \|\cdot\|_2^2) \geq \frac{(\sqrt{(\sigma^2/8n)} + \sqrt{\varepsilon^2/p})^2 p}{4} \geq \frac{\varepsilon^2}{4} + \frac{\sigma^2 p}{32n}.$$

\square

C.4.2 Nonparametric Regression

We revisit the nonparametric regression problem described in Theorem 5.7, and show how to obtain the same result for a quadratic loss with Assouad's method.

Theorem C.12 (Nonparametric Regression with Assouad's method). *For the nonparametric regression problem described in Theorem 5.7 with $\Phi(x) = x^2$,*

$$\mathcal{M}_J(\sqrt{n}\varepsilon; n, s, L; \Phi \circ \rho) \gtrsim \varepsilon^2 \vee \left(\frac{n}{\sigma^2}\right)^{-2s/(2s+1)}.$$

Proof. Let $U = \{-1, 1\}^m$, where we will choose m as a function of ε and n . Define φ_k for $k \in [m]$ as

$$\varphi_k(x) = Lm^{-s}K\left(m\left(x - \frac{k-1/2}{m}\right)\right) = Lm^{-s}K\left(mx - k + \frac{1}{2}\right)$$

where K is defined in (28). Since K is nonzero on $[-1/2, 1/2]$, φ_k is nonzero only on $\Delta_k := [(k-1)/m, k/m]$. Let $f_u(x) = \sum_{k=1}^m u_k \varphi_k(x)$ for $u \in U$. First, $f_u \in \Sigma(s, L)$ from equation (2.35) of Tsybakov (2009). Next, we verify the separation condition. For any function f and $u \in U$,

$$\Phi \circ \rho(f, f_u) = \|f - f_u\|_2^2 = \int_0^1 (f(x) - f_u(x))^2 dx = \sum_{k=1}^m d_k^2(f, u_k),$$

where $d_k^2(f, u_k) = \int_{\Delta_k} (f(x) - u_k \varphi_k(x))^2 dx$. Let $\hat{u}_k(f) = \operatorname{argmin}_{t \in \{-1, 1\}} d_k(f, t)$, breaking ties arbitrarily. From the triangle inequality,

$$\begin{aligned} 2 \cdot \mathbb{1}\{\hat{u}_k(f) \neq u_k\} \|\varphi_k\|_2 &= \left(\int_{\Delta_k} ((\hat{u}_k(f) - u_k) \varphi_k(x))^2 dx \right)^{1/2} \\ &\leq \left(\int_{\Delta_k} (f(x) - \hat{u}_k(f) \varphi_k(x))^2 dx \right)^{1/2} + \left(\int_{\Delta_k} (f(x) - u_k \varphi_k(x))^2 dx \right)^{1/2} \\ &= d_k(f, \hat{u}_k(f)) + d_k(f, u_k) \leq 2d_k(f, u_k). \end{aligned}$$

Summing over k , we obtain

$$\Phi \circ \rho(f, f_u) = \sum_{k=1}^m d_k^2(f, u_k) \geq \sum_{k=1}^m \mathbb{1}\{\hat{u}_k(f) \neq u_k\} \|\varphi_k\|_2^2.$$

Next, denote $c_1 = \int_{-1/2}^{1/2} K^2(y) dy$ and observe that

$$\|\varphi_k\|_2^2 = L^2 m^{-2s} \int_{(k-1)/m}^{k/m} K^2\left(mx - k + \frac{1}{2}\right) dx = L^2 m^{-(2s+1)} \int_{-1/2}^{1/2} K^2(y) dy = c_1 L^2 m^{-(2s+1)}.$$

Therefore the family satisfies the $c_1 L^2 m^{-(2s+1)}$ separation condition.

Next, let K_{\max} satisfy $K_{\max} \geq K(x)$ for all x . Let $c = K_{\max}^{-1} L^{-1} m^s$ and choose μ_u and $\tilde{\nu}_u$ as

$$\mu_u = \mathcal{N}\left([f_u(X_1), \dots, f_u(X_n)]^\top, \sigma^2 I_n\right), \quad \tilde{\nu}_u = \mathcal{N}\left((1 - c\varepsilon)[f_u(X_1), \dots, f_u(X_n)]^\top, \sigma^2 I_n\right).$$

To verify $W_2(\mu_u, \tilde{\nu}_u) \leq \sqrt{n}\varepsilon$, note that

$$W_2^2(\mu_u, \tilde{\nu}_u) \leq (c\varepsilon)^2 \sum_{i=1}^n f_u^2(X_i) = c^2 \varepsilon^2 \sum_{i=1}^n \sum_{k=1}^m u_k^2 \mathbb{1}\left\{X_i \in \left(\frac{k-1}{m}, \frac{k}{m}\right)\right\} \varphi_k^2(X_i).$$

Further, X_i can only be in one of the disjoint intervals, implying

$$W_2^2(\mu_u, \tilde{\nu}_u) \leq c^2 \varepsilon^2 n (L^2 K_{\max}^2 m^{-2s}) \leq n \varepsilon^2.$$

Next, we compute a lower bound on the probability in Assouad's method. We have

$$\|\tilde{\nu}_{+j} - \tilde{\nu}_{-j}\|_{\text{TV}}^2 \leq \max_{d_H(u, u') \leq 1} \|\tilde{\nu}_u - \tilde{\nu}_{u'}\|_{\text{TV}}^2 \leq \frac{1}{2} \max_{d_H(u, u') \leq 1} D_{\text{KL}}(\tilde{\nu}_u \| \tilde{\nu}_{u'}).$$

Simplifying the KL-divergence,

$$\begin{aligned} D_{\text{KL}}(\tilde{\nu}_u \| \tilde{\nu}_{u'}) &\leq \sum_{i=1}^n D_{\text{KL}}(\mathcal{N}((1-c\varepsilon)f_u(X_i), \sigma^2) \| \mathcal{N}((1-c\varepsilon)f_{u'}(X_i), \sigma^2)) \\ &= \sum_{i=1}^n \frac{(1-c\varepsilon)^2}{2\sigma^2} (f_u(X_i) - f_{u'}(X_i))^2. \end{aligned}$$

Since $d_H(u, u') \leq 1$, there exists $j \in [n]$ such that $u_j \neq u'_j$ and for any $k \neq j$, $u_k = u'_k$. Since $\Delta_j = [(j-1)/m, j/m]$ and has length $1/m$, $\sum_{i=1}^n \mathbb{1}\{X_i \in \Delta_j\} \leq \frac{n}{m} + 1$. Furthermore,

$$\begin{aligned} \frac{1}{2} \max_{d_H(u, u') \leq 1} D_{\text{KL}}(\tilde{\nu}_u \| \tilde{\nu}_{u'}) &\leq \sum_{i=1}^n \frac{(1-c\varepsilon)^2}{4\sigma^2} \mathbb{1}\{X_i \in \Delta_j\} (f_u(X_i) - f_{u'}(X_i))^2 \\ &\leq \frac{(1-c\varepsilon)^2}{4\sigma^2} \left(\frac{n}{m} + 1\right) (4L^2 m^{-2s} K_{\max}^2). \end{aligned}$$

Therefore by Assouad's method, we have

$$\begin{aligned} \mathcal{M}_J(\sqrt{n}\varepsilon; n, s, L) &\geq c_1 L^2 m^{-(2s+1)} \sum_{j=1}^m \left[1 - \sqrt{\frac{1}{2} \max_{d_H(u, u') \leq 1} D_{\text{KL}}(\tilde{\nu}_u \| \tilde{\nu}_{u'})} \right] \\ &\gtrsim m^{-2s} \left(1 - (1-c\varepsilon) \sqrt{\frac{nm^{-(2s+1)}}{\sigma^2}} \right). \end{aligned}$$

Using the construction $c = K_{\max}^{-1} L^{-1} m^s$, choosing $m = (\varepsilon K_{\max}^{-1} L^{-1})^{-1/s} \wedge \left(\frac{n}{\sigma^2}\right)^{1/(2s+1)}$ implies that for $\varepsilon \gtrsim n^{-s/(2s+1)}$, $\tilde{\nu}_u \equiv \tilde{\nu}_{u'}$ for all $u, u' \in U$; hence

$$\mathcal{M}_J(\sqrt{n}\varepsilon; n, s, L) \gtrsim \varepsilon^2 \vee \left(\frac{n}{\sigma^2}\right)^{-2s/(2s+1)}.$$

□

C.5 Omitted Proofs Related to Minimax Tools

Theorem 5.1 (Testing-based minimax lower bound for ambiguity sets). *With the notations from above,*

$$\mathcal{M}(\theta, n, \mathcal{V}; \Phi \circ \rho) \geq \Phi(\delta) \inf_{\psi: \mathcal{X}^n \rightarrow [M]} \mathcal{Q}^{\mathcal{V}}[\psi(Z^{\mathcal{V}}) \neq J]. \quad (13)$$

Proof. We will omit the dependence on X' for brevity. From Markov's inequality and as Φ is an increasing function,

$$\mathbb{E}_{\tilde{\nu}} \left[\Phi(\rho(\hat{\theta}, \theta(\mu))) \right] \geq \Phi(\delta) \cdot \mathbb{P}_{\tilde{\nu}} \left[\Phi(\rho(\hat{\theta}, \theta(\mu))) \geq \Phi(\delta) \right] \geq \Phi(\delta) \cdot \mathbb{P}_{\tilde{\nu}}[\rho(\hat{\theta}, \theta(\mu)) \geq \delta].$$

Taking the supremum over \mathcal{V} ,

$$\sup_{(\mu, \tilde{\nu}) \in \mathcal{V}} \mathbb{P}_\nu[\rho(\hat{\theta}, \theta(\mu)) \geq \delta] \geq \frac{1}{M} \sum_{j=1}^M \mathbb{P}_{\tilde{\nu}_j} [\rho(\hat{\theta}, \theta(\mu_j)) \geq \delta] = \frac{1}{M} \sum_{j=1}^M \mathbb{P}_{\tilde{\nu}_j} [\rho(\hat{\theta}, \theta^j) \geq \delta].$$

For any estimator $\hat{\theta}$, we define ψ via $\psi(Z^\mathcal{V}) = \operatorname{argmin}_{\ell \in \{1, \dots, M\}} \rho(\theta^\ell, \hat{\theta})$; breaking ties arbitrarily. Now assume that $J = j$. For all $k \neq j$, from the triangle inequality and since the θ^i -s form a 2δ -separated set,

$$\begin{aligned} \rho(\hat{\theta}, \theta^j) < \delta &\implies \rho(\theta^k, \hat{\theta}) \geq \rho(\theta^k, \theta^j) - \rho(\theta^j, \hat{\theta}) > 2\delta - \delta = \delta \\ &\implies \rho(\hat{\theta}, \theta^j) < \rho(\theta^k, \hat{\theta}) \implies \psi(Z^\mathcal{V}) = j. \end{aligned}$$

Thus $\mathbb{P}_{\tilde{\nu}_j} [\rho(\hat{\theta}, \theta^j) \geq \delta] \geq \mathbb{P}_{\tilde{\nu}_j} [\psi(Z^\mathcal{V}) \neq j]$. Therefore,

$$\frac{1}{M} \sum_{j=1}^M \mathbb{P}_{\tilde{\nu}_j} [\rho(\hat{\theta}, \theta^j) \geq \delta] \geq \frac{1}{M} \sum_{j=1}^M \mathbb{P}_{\tilde{\nu}_j} [\psi(Z^\mathcal{V}) \neq j] = \mathcal{Q}^\mathcal{V}[\psi(Z^\mathcal{V}) \neq J].$$

Therefore

$$\inf_{\hat{\theta}} \sup_{(\mu, \tilde{\nu}) \in \mathcal{V}} \mathbb{E}_{\tilde{\nu}} [\Phi(\rho(\hat{\theta}, \theta(\mu)))] \geq \Phi(\delta) \cdot \mathcal{Q}^\mathcal{V}[\psi(Z^\mathcal{V}) \neq J],$$

and (13) follows. \square

Proposition 5.4. *The midpoint and modulus of continuity are related as*

$$m(\varepsilon; d) \leq mi(\varepsilon; d) \leq m(2\varepsilon; d). \quad (19)$$

Proof. Suppose that there are η_1 and η_2 achieving the supremum in $m(\varepsilon; d)$, i.e., $\rho(\theta(\eta_1), \theta(\eta_2)) = m(\varepsilon; d)$. Then choosing $\nu = \eta_1$, we have $d(\mu_1, \nu) \leq \varepsilon$ and $d(\mu_2, \nu) \leq \varepsilon$, implying $m(\varepsilon; d) \leq mi(\varepsilon; d)$. If there are no η_1 and η_2 that achieve the supremum, we consider the sequences $\eta_{1,i}$ and $\eta_{2,i}$ for $i \geq 1$, such that the objective converges to the supremum, and the same conclusion follows.

For upper bounding $mi(\varepsilon; d)$, suppose first that η'_1, η'_2, ν' achieve the supremum in the midpoint modulus of continuity, $\rho(\theta(\eta'_1), \theta(\eta'_2)) \leq mi(\varepsilon; d)$. By definition and the triangle inequality, we have

$$d(\eta'_1, \eta'_2) \leq d(\eta'_1, \nu') + d(\eta'_2, \nu') \leq 2\varepsilon.$$

If the supremum is not achieved, we can similarly consider sequences whose objective value converges to the supremum. Therefore $mi(\varepsilon; d) \leq m(2\varepsilon; d)$. \square

Corollary 5.5 (Lower bound based on moduli of continuity). *Let $m(\varepsilon; d)$ and $mi(\varepsilon; d)$ be the modulus of continuity and midpoint modulus of continuity for a metric d , respectively. If Φ is lower semicontinuous, then*

$$\mathcal{M}_I(\varepsilon; d, \Phi \circ \rho) \geq \frac{1}{2} \Phi \left(\frac{mi(\varepsilon; d)}{2} \right) \vee \mathcal{M}(0) \geq \frac{1}{2} \Phi \left(\frac{m(\varepsilon; d)}{2} \right) \vee \mathcal{M}(0). \quad (20)$$

Proof. The inequality $\mathcal{M}_I(\varepsilon; d, \Phi \circ \rho) \geq \mathcal{M}(0)$ follows from Proposition 1.3. Next, suppose first that there exist $\mu_1, \mu_2 \in \mathcal{P}$ and ν such that $d(\mu_i, \nu) \leq \varepsilon$ for $i \in \{1, 2\}$, that achieve the supremum in the midpoint modulus of continuity,

$$\rho(\theta(\mu_1), \theta(\mu_2)) = mi(\varepsilon; d).$$

Then, letting $\nu_1 = \nu_2 = \nu$ in the robust Le Cam lower bound in Equation (16),

$$\mathcal{M}_I(\varepsilon; d, \Phi \circ \rho) \geq \frac{1}{2} \Phi \left(\frac{mi(\varepsilon; d)}{2} \right) \vee \mathcal{M}(0).$$

The second inequality follows from (19).

If there do not exist μ_1 and μ_2 that achieve the supremum, we proceed in a similar fashion to the proof of Proposition 5.4 and instead consider sequences $(\mu_{1,i})_{i \geq 1}$ and $(\mu_{2,i})_{i \geq 1}$ such that $\rho(\theta(\mu_{1,i}), \theta(\mu_{1,i})) \rightarrow mi(\varepsilon; d)$ as $i \rightarrow \infty$. The proof then follows by the same argument applied to the sequences $\mu_{1,i}$ and $\mu_{2,i}$, using that Φ is lower semicontinuous. \square

Proposition C.13. *Suppose $\{\mu_i\}_{i=1}^2$ and $\{\nu_i\}_{i=1}^2$ achieve the supremum in (16), the distribution shift Le Cam bound for \mathcal{M}_I . Let $\rho(\theta(\mu_1), \theta(\mu_2)) \geq \delta$. If Φ is invertible, $\Phi(x) \sim \Phi(cx)$ for any constant $c > 0$, and $\nu_i \in \mathcal{P}$ for $i = 1, 2$, then*

$$\delta \lesssim m(\varepsilon) + \Phi^{-1}(\mathcal{M}(0)).$$

Hence the distribution shift Le Cam method (16) and the modulus of continuity (20) provide lower bounds of the same order.

Proof. By assumption, ν_1 and $\nu_2 \in \mathcal{P}$, therefore we may use the standard Le Cam lower bound without distribution shift, obtaining

$$\mathcal{M}(0) \geq \frac{1}{2} \Phi(\rho(\theta(\nu_1), \theta(\nu_2)))(1 - \|\nu_1^n - \nu_2^n\|_{\text{TV}}).$$

Next, by the triangle inequality and our assumption,

$$\begin{aligned} 2\delta &\leq \rho(\theta(\mu_1), \theta(\mu_2)) \leq \rho(\theta(\mu_1), \theta(\nu_1)) + \rho(\theta(\nu_1), \theta(\nu_2)) + \rho(\theta(\nu_2), \theta(\mu_2)) \\ &\leq 2m(\varepsilon) + \rho(\theta(\nu_1), \theta(\nu_2)) \\ &\leq 2m(\varepsilon) + \Phi^{-1} \left(\frac{2}{1 - \|\nu_1^n - \nu_2^n\|_{\text{TV}}} \mathcal{M}(0) \right) \lesssim m(\varepsilon) + \Phi^{-1}(\mathcal{M}(0)). \end{aligned}$$

This shows the result. \square

D Simulations

To evaluate our theoretical results, we perform simulations to empirically calculate the minimax risk. For all simulations, we replicate our results over 5000 trials and report the mean value. We provide all code to replicate our experiments at: https://github.com/patrickrchoa/dist_shift_exp.

Since the minimax risk is defined as the infimum over estimators and the supremum over distribution shifts, we rarely know the optimal estimators and distribution shifts are. Therefore, for each statistical problem, our experiments consider a set of estimators $\hat{\theta}_1, \hat{\theta}_2, \dots, \hat{\theta}_m$ and a set of perturbation distributions $\nu_1, \nu_2, \dots, \nu_l$ for a perturbation level ε . We compute an empirical loss $\ell_{i,j} = \mathcal{L}(\hat{\theta}_i, \nu_j)$, averaged over the 5000 trials, for each pair of estimator and perturbation. We then plot $\min_i \max_j \ell_{i,j}$, as an approximation to the minimax risk. We consider a wide variety of perturbations and estimators to attempt to adequately capture the minimax risk.

For the following sections, we provide the specific hyperparameters chosen, e.g., the dimension p , and the list of estimators and perturbations evaluated. We represent each perturbation in the form of the perturbed value $X'_i = f(X_i, \theta)$ where $\mathbb{E}[\|X'_i - X_i\|_2^2] \leq \varepsilon^2$, e.g., $X'_i = X_i + \varepsilon \delta$. Further, we let e_1 be the first standard basis vector, with the value equal to unity in the first index and zeros otherwise, and let $1_p \in \mathbb{R}^p$ be the vector comprised of ones in every entry.

Table 2: Location simulation perturbations. Perturbation 3 uses the values of ζ and ψ in Equation (6).

Number	Type	Perturbation
1	CDS	$X'_i = X_i + \varepsilon \cdot e_1$
2	CDS	$X'_i = X_i + \varepsilon \cdot 1_p / \sqrt{p}$
3	IDS	$X'_i = X_i + \zeta(X_i - \theta) + \psi\delta$
4	JDS	$X'_i = X_i + \varepsilon \sqrt{n / \text{Tr}[\Sigma]}(\bar{X} - \theta)$

Table 3: Location simulation estimators.

Number	Estimator
1	Sample Mean
2	Sample Median (per dimension)

D.1 Location Simulations

We provide details for the plot in Figure 2. In the location estimation problem, we know the exact CDS, IDS, and JDS minimax risks, as well as the minimax optimal estimators. We verify that we empirically obtain the same values. We sample $X_i \stackrel{\text{iid}}{\sim} \mathcal{N}(\theta, \Sigma)$ for $i \in [n]$, where $n = 10$, $p = 3$, $\theta = 0$, and $\Sigma = \text{diag}(1/6, 2/6, 3/6)$ (so that $\text{Tr}[\Sigma] = 1$), and observe X'_i , where $W_2(X_i, X'_i) \leq \varepsilon$. We provide the perturbations in Table 2 and estimators in Table 3.

D.2 Linear Regression Simulations

We provide details for the plots in Figure 3 and Figure 7. We sample $Y \sim \mathcal{N}(X\theta, \Sigma)$ for $X \in \mathbb{R}^{n \times p}$, where $n = 10$, $p = 5$, $\theta = 1_5$, and where X has i.i.d. standard normal entries divided by \sqrt{n} so that the columns have squared norm 1 in expectation. We observe Y' , where $W_2(Y, Y') \leq \varepsilon$. We consider squared error, $\rho^2(\hat{\theta}, \theta) = \|\hat{\theta} - \theta\|_2^2$, and prediction error, $\rho_X^2(\hat{\theta}, \theta) = \|X(\hat{\theta} - \theta)\|_2^2/n$. We also consider homoskedastic and heteroskedastic error, where $\Sigma = I_n/100$ and $\Sigma = \text{diag}(1, 2, \dots, 10)/200$ respectively, chosen so that Σ and ε are on similar scales to show the difference between the two lower bounds. We provide the perturbations in Table 4 and estimators in Table 5.

We also plot the theoretical bounds on the minimax rate. For prediction error, we plot the exact rate from Theorem A.1. For squared error, we plot the upper bound (Theorem A.2), the Bayes lower bound (Theorem 4.3) and the modulus of continuity lower bound (Theorem C.5).

D.3 Uniform Location Simulations

We provide details for the plot in Figure 4. We sample $X_i \stackrel{\text{iid}}{\sim} \text{Unif}[\theta - 1/2, \theta + 1/2]$ for $i \in [n]$ where $n = 50$, $\theta = 3$, and observe X'_i , $i \in [n]$, where $W_2(X_i, X'_i) \leq \varepsilon$. We provide the perturbations in Table 6 and estimators in Table 7. We consider a large list of estimators and perturbations to capture the dependence of the problem on ε . We find that different $\hat{\theta}_k$ attain the lowest risk for different values of ε .

Table 4: Linear regression simulation perturbations. The values of ζ in Perturbations 3 and 4 are chosen to satisfy $\mathbb{E} [\|Y' - Y\|_2^2] \leq \varepsilon^2$, using the projection matrices defined in Theorems 2.2 and A.1. Perturbation 5 uses v_p , the right singular vector of X corresponding to the smallest singular value.

Number	Type	Perturbation
1	JDS	$Y' = Y + \sqrt{n}\varepsilon \cdot e_1$
2	JDS	$Y' = Y + \sqrt{n}\varepsilon \cdot 1_n/\sqrt{n}$
3	JDS	$Y' = Y + \zeta(P_X Y - X\theta)$
4	JDS	$Y' = Y + \zeta(P_{X,\Sigma} Y - X\theta)$
5	JDS	$Y' = Y + \varepsilon v_p$

Table 5: Linear regression simulation estimators.

Number	Estimator
1	Least Squares Estimator $(X^\top X)^{-1} X^\top Y'$
2	Generalized Least Squares Estimator $(X^\top \Sigma^{-1} X)^{-1} X^\top \Sigma^{-1} Y'$

E Technical Reminders and Tools

E.1 Wasserstein Distance

Lemma E.1. *If $W_2(X_i, X'_i) \leq \varepsilon$ for all $i \in [n]$, then $W_2(X_{(j)}, X'_{(j)}) \leq n^{1/2}\varepsilon$, for all $j \in [n]$.*

Proof. There is a coupling of (X, X') such that for all $i \in [n]$, $\mathbb{E} [(X_i - X'_i)^2] \leq \varepsilon^2$. By the standard rearrangement inequality,

$$\mathbb{E} [(X_{(j)} - X'_{(j)})^2] \leq \mathbb{E} \left[\sum_{i=1}^n (X_{(i)} - X'_{(i)})^2 \right] \leq \mathbb{E} \left[\sum_{i=1}^n (X_i - X'_i)^2 \right] \leq n\varepsilon^2.$$

Thus, the conclusion follows. \square

Lemma E.2. *Let $p = \mathcal{N}(\mu_1, \Sigma_1)$ and $q = \mathcal{N}(\mu_2, \Sigma_2)$ be Gaussian distributions on \mathbb{R}^p . Then*

$$W_2(p, q)^2 = \|\mu_1 - \mu_2\|_2^2 + \text{Tr} \left[\Sigma_1 + \Sigma_2 - 2(\Sigma_1^{1/2} \Sigma_2 \Sigma_1^{1/2})^{1/2} \right].$$

This is a well known fact, see e.g., Panaretos and Zemel (2019).

Theorem E.3. *Let μ_1 and μ_2 be probability measures on \mathbb{R} with cumulative distribution functions F_1 and F_2 . Then $W_p(\mu_1, \mu_2) = \left(\int_0^1 |F_1^{-1}(q) - F_2^{-1}(q)|^p dq \right)^{1/p}$.*

This a well known fact, see e.g., Panaretos and Zemel (2019); Kolouri et al. (2017).

Theorem E.4 (Talagrand (1996); Otto and Villani (2000)). *Let ν be a probability measure on \mathbb{R}^p with probability density $e^{-V(x)}$, such that the Hessian of V satisfies $H_V \succeq \rho I_p$ for $\rho > 0$. Then for all probability measures μ absolutely continuous with respect to ν with finite second moment, $W_2(\mu, \nu) \leq \sqrt{\frac{2}{\rho} D_{\text{KL}}(\mu \| \nu)}$.*

Table 6: Uniform location simulation perturbations. In the first row, we include a family of $n/2$ perturbations parametrized by $k \in [n/2]$. Each perturbation decreases the smallest k order statistics by $\varepsilon\sqrt{n/k}$, which satisfies $\mathbb{E}[(X_i - X'_i)^2] \leq \varepsilon^2$.

Number	Type	Perturbation
$k \in \{1, 2, \dots, n/2\}$	JDS	$X'_i = X_i - \varepsilon\sqrt{n/k} \cdot \mathbb{1}\{X_i \leq X_{(k)}\}$
$n/2 + 1$	CDS	$X'_i = X_i + \varepsilon$

Table 7: Uniform location simulation estimators. In the first row, we include a family of $n/2$ estimators which take the average of the k th smallest and largest values, defined as $\hat{\theta}_k$ from Section 2.3.

Number	Estimator
$k \in \{1, 2, \dots, n/2\}$	$(X_{(k)} + X_{(n-k+1)})/2$
$n/2 + 1$	Sample Mean
$n/2 + 2$	Sample Median

E.2 Location Families

Theorem E.5 (Thm 3.5, p. 340 of Lehmann and Casella (1998)). *Given a location family, if the Pitman estimator has a finite covariance matrix, then the Pitman estimator is minimax for squared error loss.*

Proof. One can readily verify that the steps in the proof of Theorem 3.5, p. 340 of Lehmann and Casella (1998)—only stated there for the one-dimensional case—extend to the multi-dimensional case. We take the uniform density over the box $[-T, T]^p$ as the prior. The inequality (3.8) holds with a factor $(1 - \varepsilon)^p$ instead of $1 - \varepsilon$:

$$r_T \geq (1 - \varepsilon)^p \inf_{\substack{a_i \leq -\varepsilon T \\ b_i \geq \varepsilon T}} \mathbb{E}_0 \delta_{\{a_i, b_i\}_{i=1}^p}^2(X'),$$

and all other steps go through unchanged. \square

Lemma E.6. *Consider a location family f_θ with $\theta \in \mathbb{R}^p$. Let $\hat{\theta}$ be an estimator of θ and let $\varepsilon > 0$. Then for all θ' , there exists a choice of $(\theta, \delta) = (g_\theta(\theta'), g_\delta(\theta'))$ such that $\theta' = g_\theta(\theta') + g_\delta(\theta')$, $\|g_\delta(\theta')\|_2 \leq \varepsilon$, and*

$$\mathbb{E}_{X'_i \stackrel{iid}{\sim} f_{\theta'}} \left[\|\hat{\theta}(X') - g_\theta(\theta')\|_2^2 \right] \geq \mathbb{E}_{X'_i \stackrel{iid}{\sim} f_{\theta'}} \left[\|\hat{\theta}(X') - \theta'\|_2^2 \right] + \varepsilon^2.$$

Proof. Let $b(\theta) = \mathbb{E}_{X_i \stackrel{iid}{\sim} f_\theta} [\hat{\theta}(X) - \theta]$ be the bias of $\hat{\theta}$. Let $\Theta_0 := \{\theta \mid \|b(\theta)\|_2 = 0\}$ be the set of parameters where $\hat{\theta}$ is unbiased, and let $\Theta_1 := \{\theta \mid \|b(\theta)\|_2 > 0\}$ of the set of parameters where $\hat{\theta}$ is biased. Let δ be an arbitrary vector such that $\|\delta\|_2 = \varepsilon$. We claim the following construction for g_θ, g_δ satisfies the desired result:

$$(g_\theta(\theta'), g_\delta(\theta')) := \begin{cases} (\theta' - \delta, \delta) & \theta' \in \Theta_0 \\ \left(\theta' - \frac{\varepsilon b(\theta')}{\|b(\theta')\|_2}, \frac{\varepsilon b(\theta')}{\|b(\theta')\|_2} \right) & \theta' \in \Theta_1 \end{cases}.$$

First, we have $\theta' = g_\theta(\theta') + g_\delta(\theta')$ and $\|g_\delta(\theta')\|_2 = \varepsilon$. Second,

$$\mathbb{E} \left[\|\hat{\theta}(X') - g_\theta(\theta')\|_2^2 \right] = \mathbb{E} \left[\|\hat{\theta}(X') - \theta' + g_\delta(\theta')\|_2^2 \right] = \mathbb{E} \left[\|\hat{\theta}(X') - \theta'\|_2^2 \right] + 2g_\delta(\theta')^\top b(\theta') + \varepsilon^2. \quad (33)$$

For $\theta' \in \Theta_0$, the claim follows from (33) since $b(\theta') = 0$. Next, for $\theta' \in \Theta_1$, from (33),

$$\begin{aligned} \mathbb{E} \left[\|\hat{\theta}(X') - g_\theta(\theta')\|_2^2 \right] &= \mathbb{E} \left[\|\hat{\theta}(X') - \theta'\|_2^2 \right] + 2g_\delta(\theta')^\top b(\theta') + \|g_\delta(\theta')\|_2^2 \\ &= \mathbb{E} \left[\|\hat{\theta}(X') - \theta'\|_2^2 \right] + 2\varepsilon \frac{\|b(\theta')\|_2^2}{\|b(\theta')\|_2} + \varepsilon^2 \geq \mathbb{E} \left[\|\hat{\theta}(X') - \theta'\|_2^2 \right] + \varepsilon^2. \end{aligned}$$

□

E.3 Gaussian Distributions

Lemma E.7. *If θ has density proportional to $\exp \left[-\frac{1}{2} \sum_{i=1}^n (\theta - \mu_i)^\top V_i^{-1} (\theta - \mu_i) \right]$, then θ is distributed as a Gaussian random variable with*

$$\mathbb{E} [\theta \mid X] = \left(\sum_{i=1}^n V_i^{-1} \right)^{-1} \left(\sum_{i=1}^n V_i^{-1} \mu_i \right) \quad \text{Cov} [\theta \mid X] = \left(\sum_{i=1}^n V_i^{-1} \right)^{-1}.$$

Proof. This follows by noting

$$\begin{aligned} \sum_{i=1}^n (\theta - \mu_i)^\top V_i^{-1} (\theta - \mu_i) &\propto \theta^\top \left(\sum_{i=1}^n V_i^{-1} \right) \theta - 2 \sum_{i=1}^n \mu_i^\top V_i^{-1} \theta \\ &\propto \theta^\top (V_i^{-1}) \theta - 2 \left(\left(\sum_{i=1}^n V_i^{-1} \right)^{-1} \sum_{i=1}^n \mu_i^\top V_i^{-1} \right)^\top \left(\sum_{i=1}^n V_i^{-1} \right) \theta. \end{aligned}$$

□

Lemma E.8. *If θ has density proportional to $\exp \left[-\frac{1}{2\sigma^2} \sum_{i=1}^n \|X_i - h\theta\|^2 \right] \exp \left[-\frac{1}{2b^2} \|\theta\|^2 \right]$, then θ is normally distributed with mean $\mathbb{E} [\theta \mid X] = \frac{nh\bar{X}/\sigma^2}{nh^2/\sigma^2+1/b^2}$ and covariance matrix $\text{Cov} [\theta \mid X] = \frac{1}{nh^2/\sigma^2+1/b^2} I_p$.*

This follows from Example 4.2.2 of Lehmann and Casella (1998).

Lemma E.9. *If the law of Y is a mixture of K independent Gaussian random variables with equal probability, with means $\{\mu_k\}_{k=1}^K$ and covariance matrix Σ , then $\mathbb{E} [Y] = \bar{\mu}$ and*

$$\text{Cov} [Y] = \Sigma + \frac{1}{K} \sum_{k=1}^K \mu_k \mu_k^\top - \bar{\mu} \bar{\mu}^\top. \quad (34)$$

Proof. By linearity of expectation, $\mathbb{E} [Y] = \sum_{k=1}^K \frac{1}{K} \mu_k = \bar{\mu}$. Suppose $Z_k \stackrel{\text{ind.}}{\sim} \mathcal{N}(\mu_k, \Sigma)$, then

$$\mathbb{E} [YY^\top] = \sum_{k=1}^K \frac{1}{K} \mathbb{E} [Z_k Z_k^\top] = \sum_{k=1}^K \frac{1}{K} (\mu_k \mu_k^\top + \Sigma) = \Sigma + \frac{1}{K} \sum_{k=1}^K \mu_k \mu_k^\top.$$

Therefore the variance is equal to the formula in (34). □

E.4 Distance and Divergence Inequalities

Proposition E.10. For probability distributions \mathcal{P} and \mathcal{Q} , we have the Pinsker-Csiszár-Kullback inequality $\|\mathcal{P} - \mathcal{Q}\|_{\text{TV}} \leq \sqrt{\frac{D_{\text{KL}}(\mathcal{Q} \|\mathcal{P})}{2}}$. For $\tilde{\nu}_1 = (\nu_1)^n$ and $\tilde{\nu}_2 = (\nu_2)^n$, then $\|\tilde{\nu}_1 - \tilde{\nu}_2\|_{\text{TV}} \leq H(\tilde{\nu}_1 \|\tilde{\nu}_2) \leq \sqrt{n}H(\nu_1 \|\nu_2)$ and

$$\|\tilde{\nu}_1 - \tilde{\nu}_2\|_{\text{TV}} \leq \min \left\{ \sqrt{\frac{1}{2}D_{\text{KL}}(\tilde{\nu}_1 \|\tilde{\nu}_2)} \right. \\ \left. \sqrt{1 - \exp(-D_{\text{KL}}(\tilde{\nu}_1 \|\tilde{\nu}_2))} \right\} \leq \min \left\{ \sqrt{\frac{n}{2}D_{\text{KL}}(\nu_1 \|\nu_2)} \right. \\ \left. \sqrt{1 - \exp(-nD_{\text{KL}}(\nu_1 \|\nu_2))} \right\}.$$

Proof. The inequalities for the total variation distance and Hellinger distance follow from Le Cam's inequality and properties of the Hellinger distance. The inequalities for the total variation distance and KL divergence follow from the Pinsker-Csiszár-Kullback inequality and from Tsybakov (2009). \square

E.5 Other Technical Tools

Lemma E.11. Consider i.i.d. random vector pairs (T_i, V_i) , $i \in [n]$, with distribution $P_{T,V}$ and marginal distribution P_W of T_i , and a random vector Z with distribution P_Z . For a constant $\varepsilon > 0$, the values of the following two constrained optimization objectives satisfy:

$$\begin{aligned} \sup_{P_{V,W}, P_Z} \mathbb{E} \left[\left\| \sum_{i=1}^n (T_i + V_i) \right\|_2^2 \right] + 2n\mathbb{E} \left[T_1^\top Z \right] \\ \text{s.t. } \mathbb{E} \left[\|T_i + V_i\|_2^2 \right] \leq \varepsilon^2 \\ \mathbb{E} \left[T_i^\top V_i \right] = 0 \text{ for all } i \in [n]. \end{aligned} = \begin{aligned} \sup_{P_W, P_Z} \mathbb{E} \left[\left\| \sum_{i=1}^n T_i \right\|_2^2 \right] + 2n\mathbb{E} \left[T_1^\top Z \right] \\ \text{s.t. } \mathbb{E} \left[\|T_i\|_2^2 \right] \leq \varepsilon^2 \text{ for all } i \in [n]. \end{aligned}$$

Proof. From expanding the optimization objective and constraints, the problem on the left can be rewritten as

$$\begin{aligned} \sup_{P_{V,W}, P_Z} \sum_{i=1}^n \left(\mathbb{E} \left[\|T_i\|_2^2 \right] + \mathbb{E} \left[\|V_i\|_2^2 \right] \right) + 2n\mathbb{E} \left[T_1^\top Z \right] \\ \text{s.t. } \mathbb{E} \left[\|T_i\|_2^2 \right] + \mathbb{E} \left[\|V_i\|_2^2 \right] \leq \varepsilon^2, \quad \mathbb{E} \left[T_i^\top V_i \right] = 0 \text{ for all } i \in [n]. \end{aligned}$$

Consider a choice of $(T_i^{(1)}, V_i^{(1)})_{i=1}^n$ where $\mathbb{E} \left[\|V_i^{(1)}\|_2^2 \right] = \varepsilon_V^2 \geq 0$, $\mathbb{E} \left[\|T_i^{(1)}\|_2^2 \right] = \varepsilon_T^2 > 0$, and $\mathbb{E} \left[T_1^{(1)\top} Z \right] \geq 0$ (otherwise choose $-T_1^{(1)}$). Construct $(T_i^{(2)}, V_i^{(2)})_{i=1}^n$, where $V_i^{(2)} = 0$ and $T_i^{(2)} = cT_i^{(1)}$ with $c = \sqrt{\varepsilon_T^2 + \varepsilon_V^2 / \varepsilon_T}$. Since $c \geq 1$,

$$\begin{aligned} \sum_{i=1}^n \left(\mathbb{E} \left[\|T_i^{(1)}\|_2^2 \right] + \mathbb{E} \left[\|V_i^{(1)}\|_2^2 \right] \right) + 2n\mathbb{E} \left[T_1^{(1)\top} Z \right] &= \sum_{i=1}^n \left(\varepsilon_T^2 + \varepsilon_V^2 \right) + 2n\mathbb{E} \left[T_1^{(1)\top} Z \right] \\ &= \sum_{i=1}^n \left(\mathbb{E} \left[\|T_i^{(2)}\|_2^2 \right] + \mathbb{E} \left[\|V_i^{(2)}\|_2^2 \right] \right) + 2n\mathbb{E} \left[T_1^{(1)\top} Z \right] \\ &\leq \sum_{i=1}^n \left(\mathbb{E} \left[\|T_i^{(2)}\|_2^2 \right] + \mathbb{E} \left[\|V_i^{(2)}\|_2^2 \right] \right) + 2n\mathbb{E} \left[T_1^{(2)\top} Z \right]. \end{aligned}$$

Therefore, for any choice of candidates $(T_i^{(1)}, V_i^{(1)})_{i=1}^n$ with nonzero $V_i^{(1)}$, we may set $V_i^{(2)} = 0$ and do not decrease the optimization objective. This shows that the first optimum is less than or equal to the second optimum. Conversely, by inspection, the second optimum is less than or equal to the first one. Thus the result follows. \square

E.6 Comparison of Wasserstein Distribution Shift and Huber Contamination Model

The constraint $W_r(P, Q) \leq \varepsilon'$, for a fixed ε' , is in general neither stronger nor weaker than $Q = (1 - \varepsilon_0)P + \varepsilon_0 P'$, for $\varepsilon_0 \leq \varepsilon$, and arbitrary P' . If we further assume that P, P' have an appropriate high moment, then the ε -contamination model is a type of Wasserstein distribution shift for some ε' . Indeed, we can consider the coupling (X, X') , where $X' = X \sim P$ with probability $1 - \varepsilon$, and $X' = Y \sim P'$ with probability ε . Then, we have that $W_r(P, Q) \leq \varepsilon \mathbb{E} [\|X - Y\|_2^r]^{1/r} \leq [\mathbb{E} [\|X\|_2^r]^{1/r} + \mathbb{E} [\|Y\|_2^r]^{1/r}] \leq \varepsilon'$ if $\mathbb{E} [\|X\|_2^r]^{1/r}, \mathbb{E} [\|Y\|_2^r]^{1/r}$ are sufficiently small.