

NBIAS: A Natural Language Processing Framework for BIAS Identification in Text

Shaina Raza^{a,*}, Muskan Garg^b, Deepak John Reji^c, Syed Raza Bashir^d, Chen
Ding^d

^a*Vector Institute for Artificial Intelligence, Toronto, ON, Canada*

^b*Artificial Intelligence & Informatics, Mayo Clinic, Rochester, MN, USA*

^c*Environmental Resources Management, Bengaluru, Karnataka, India*

^d*Toronto Metropolitan University, Toronto, ON, Canada*

Abstract

Bias in textual data can lead to skewed interpretations and outcomes when the data is used. These biases could perpetuate stereotypes, discrimination, or other forms of unfair treatment. An algorithm trained on biased data ends up making decisions that disproportionately impact a certain group of people. Therefore, it is crucial to detect and remove these biases to ensure the fair and ethical use of data. To this end, we develop a comprehensive and robust framework NBIAS that consists of a data layer, corpus construction, model development layer and an evaluation layer. The dataset is constructed by collecting diverse data from various fields, including social media, healthcare, and job hiring portals. As such, we applied a transformer-based token classification model that is able to identify bias words/ phrases through a unique named entity. In the assessment procedure, we incorporate a blend of quantitative and qualitative evaluations to gauge the effectiveness of our models. We achieve accuracy improvements ranging from 1% to 8% compared to baselines. We are also able to generate a robust understanding of the model functioning, capturing not only numerical data but also the quality and intricacies of its performance. The proposed approach is applicable to a variety of biases and contributes to the fair and ethical use of textual data.

*Corresponding author

Email address: shaina.raza@vectorinstitute.ai (Shaina Raza)

1. Introduction

The recent surge in Natural Language Processing (NLP) applications, encompassing fields from recommendation systems to social justice and employment screening, has sparked a critical concern - the emergence of bias within these systems [1]. Instances of racial and gender bias have been increasingly reported [2], indicating an urgent need for scrutiny. These biases often originate from the training data used in NLP models, and a majority of these large datasets harbor inherent biases [3]. Regrettably, many NLP practitioners lack the necessary awareness or knowledge to effectively address these biases, highlighting a significant gap in the field.

Furthermore, there is a notable lack of discussion on data specifics - its origin, generation, and pre-processing - in many NLP publications. Given these circumstances, the importance of addressing biases in NLP applications cannot be overstated. These biases, if unchecked, not only compromise the validity of the models, but can also have unfavorable and detrimental consequences. Thus, the objective of this research is to provide insights into the detection of bias in NLP datasets, thereby contributing to the development of more equitable and unbiased Artificial Intelligence (AI) systems.

Bias in text data, a pervasive and deeply-rooted issue, often stems from cognitive predispositions influencing our dialogues, views, and understanding of information [4, 5]. This bias can be explicit [6], directly displaying prejudiced beliefs, often seen in discriminatory language towards certain racial or ethnic groups, especially on social media [7]. Implicit bias [8], on the other hand, subtly perpetuates prejudice through unintentional language use.

The necessity for unbiased, trustworthy text data has grown across sectors like healthcare [9, 10], social media [7, 11], and recruitment [12]. This data is essential for training NLP models for various tasks, like formulating healthcare diagnoses and treatment plans, handling discriminatory language on social

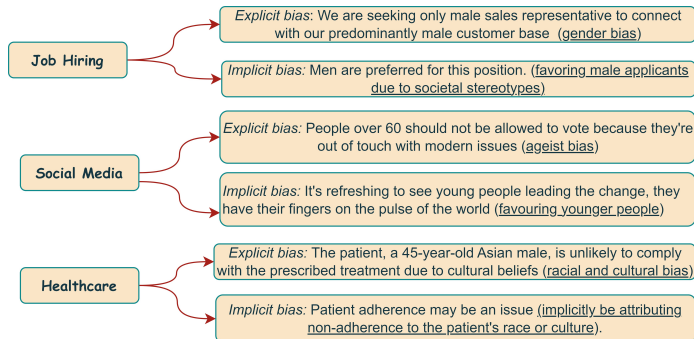


Figure 1: Visual Representation of Implicit and Explicit Biases in Textual Data: Examples from Job Hiring, Social Media, and Healthcare.

media, and promoting fair recruitment practices.

Figure 1 illustrates the complexities of biases in text data in various domains, including job hiring, social media, and healthcare. These biases are primarily conveyed through lexical choices [13] and demand sophisticated detection methods, motivating this research. Although NLP has advanced much, but the state-of-the-art techniques [2, 14, 15, 16, 17, 18, 19] often concentrate on bias detection in specific domains and lack generalizability. To address this, our research offers a generalizable bias detection method proven effective across the various domains.

The primary aim of this study is to further foundational research on the fairness and reliability of the textual data. We present NBIAS, a comprehensive framework for detecting bias in text data. This involves data preparation where bias-indicative terms are marked using a transformer-based token classification method like Named Entity Recognition (NER). Current NER solutions can manage general [20], biomedical [21, 22], and social media [23] entities, but often neglect *BIAS* as a separate entity. To address this, we introduce a new entity type, *BIAS*, to identify biased terms in text data. In this context, bias refers to unfair and often harmful favoritism or prejudice towards a particular group, person, or idea, which can manifest through profanity, unjustified criticism, or discriminatory language.

A key contribution of this study is the development of the first comprehensive framework for bias detection in text data, which incorporates four crucial layers: data gathering, corpus construction, model development, and rigorous evaluation. The specific contributions of the work are as follows:

1. *Development of Annotated Datasets*: Acknowledging the scarcity of bias annotations in text-based data, we devised a solution by generating multiple annotated datasets. Our work fills a critical gap in the available resources, thereby providing a solid foundation for future research in the realm of bias detection.
2. *Semi-Autonomous Labeling*: To alleviate the time-intensive manual annotation process, we pioneered a novel methodology termed “semi-autonomous labeling”. This strategy provides a faster and more efficient way of annotating bias-related terms within textual content. This innovative approach has significant implications for improving the speed and accuracy of bias detection.
3. *Unique Entity Type - BIAS*: In an effort to enhance the precision of bias identification within text, we introduced a unique entity type, BIAS. This new entity type is specifically designed for detecting biased words and phrases within the text data. This has the potential to dramatically improve the process of bias identification and quantification in text-based analysis.
4. *Comprehensive Evaluation Process*: We subjected our proposed framework to a thorough evaluation process, utilizing both quantitative and qualitative analysis methods. The results confirm the reliability and efficiency of our approach, making it compatible for its application in real-world scenarios. This rigorous evaluation sets a new benchmark for assessing the efficacy of bias detection methodologies.

2. Related Work

Identifying Bias in NLP. One of the key challenges associated with NLP systems lies in the presence of bias, a manifestation of unfair and systematic discrimination observed in their outcomes [24]. Moreover, the past studies [25, 2, 26, 15, 16, 17, 18, 19] have shown the societal and cultural prejudices are deeply embedded within the training data due to the presence of bias. As such, the biases, whether explicit or implicit, can significantly impact the functionality of the NLP systems, leading to skewed results and perpetuating existing societal biases. Thus, the detection and mitigation of these biases are crucial to promoting fairness and neutrality within NLP systems [11, 18].

Researchers propose and implement various strategies aimed at identifying bias such as employing statistical methods to discern patterns of bias within the training data [27, 2]. Under this approach, specific words or phrases that appear to be disproportionately associated with certain demographic groups, such as genders or races, are identified. For example, certain adjectives might be used more frequently in descriptions of women than men [2], or vice versa. The identification of such patterns can highlight areas of potential bias, providing a starting point for efforts to eliminate these biases.

The field of bias detection in NLP has seen a surge of innovative methods in recent years, primarily leveraging advanced machine learning techniques. One such noteworthy study has ventured into the combination of a speech detection system with an explanatory method to identify potential bias, particularly within the realm of hate speech [28]. In this method, not only is the system trained to detect instances of hate speech, but it also provides a rationale or explanation for its classification decisions. This enhances the interpretability of the model and allows a deeper understanding of the patterns and indicators that the system associates with bias. Another area of research that has attracted considerable attention is the investigation of bias in event detection datasets and models, parallel to the aforementioned topic [29]. Event detection tasks involve identifying and classifying real-world events within text data. These tasks can

be susceptible to a range of bias-related issues, including data sparsity, label bias, and contentious annotations.

Additionally, NLP techniques have been employed to address various aspects of bias. For instance, in a related study [30], gender bias and sentiment towards political leaders in news were quantified using word embeddings and sentiment analysis. Another work focused on investigating ableist bias in NLP systems, particularly at the intersection of gender, race, and disability [31]. Similarly, a methodology was proposed to eliminate gender bias from word embeddings [32]. Furthermore, marked attribute bias in natural language inference was identified and analyzed, with an evaluation of existing methods for bias mitigation [13]. These studies highlight that addressing bias in NLP requires not only technical solutions but also a deep understanding of the social and cultural factors that contribute to bias identification [33]. As more advanced methods are developed and deployed, there is hope that NLP systems will become increasingly equitable, accurately reflecting the diversity and inclusivity of human language.

Named Entity Recognition (NER).. Named Entity Recognition (NER) is a significant task in Natural Language Processing, aimed at identifying and classifying named entities within textual data. Different methodologies have been employed to achieve this, each with its unique characteristics and benefits. NER is a token classification task that focuses on identifying and classifying named entities such as individuals, organizations, and locations within a given text. In the past, many traditional methods have been employed for NER, each with its unique characteristics and benefits.

- **Rule-based methods** rely on predefined sets of rules to identify named entities [34]. This method usually employs regular expressions or dictionary based techniques to extract entities. Although rule-based methods can be effective for well-defined and specific contexts, their performance can decrease in the face of variability and ambiguity in language usage.
- **Supervised learning methods** leverage annotated data to train a model for NER [23, 35, 36]. These methods use statistical models such as Support

Vector Machines (SVM), Conditional Random Fields (CRF), and others to classify the named entities. The performance of supervised learning methods can be impressive, given sufficient high-quality annotated data.

- **Deep learning methods**, which are more contemporary approaches, utilize complex architectures like recurrent neural networks (RNNs) and transformers to extract named entities [37, 21, 22]. These methods have shown promising results in NER tasks, owing to their capacity to capture intricate language patterns and contextual information.

A study introduced a contrastive learning-based approach for multimodal NER [38]. This approach leverages both textual and non-textual data to identify and classify named entities, harnessing the complementary information offered by different modalities to improve the model’s performance.

Another research work into event detection from social media posts, evaluating the effectiveness of a pre-trained NER model followed by graph-based spectral clustering [39]. The study also explored transformer-based methods to weight the edges of the graph for event detection, further refining the detection process.

A span-based NER model eliminates the need for label dependency [39]. This approach addresses the issue of cascade label mis-classifications, a common challenge in traditional NER models that depend on label sequences.

Token classification has been motivated by all these studies. However, despite notable progress, the seminal work overlooks the recognition of BIAS as an entity.

Data Annotation. Data annotation is an important task in NLP. It helps extract valuable insights from text data by labeling and categorizing information [5]. By enriching text data with relevant metadata, such as part-of-speech tags, named entity tags, and sentiment tags, data annotation provides contextual information that is essential for subsequent analysis [5]. The impact of the quality of annotated data on the performance of NLP models cannot be overstated. High-quality annotated data enables models to learn more effectively,

thereby improving the accuracy of their predictions and analyses. Conversely, poorly annotated data can hinder a model’s learning process, leading to low performance [40]. Different methods of data annotation contribute to various requirements of speed, quality, and computational resources:

- **Manual annotation** is carried out by human annotators who carefully review and label the data. This method typically yields high-quality results, given the nuanced understanding that humans have of language. However, manual annotation is often time-consuming and labor-intensive, and its feasibility may be reduced for large datasets [41, 42].
- **Semi-automatic annotation** is a hybrid approach that combines machine learning pre-labeling with human review and correction. This method benefits from the efficiency of machine labeling while maintaining the quality control offered by human review. As a result, semi-automatic annotation can yield high-quality results more efficiently than manual annotation, although some human input is still required [43].
- **Automatic annotation** leverages machine learning models to perform the annotation task without human intervention. This method can be extremely efficient, making it well-suited for large datasets. Moreover, as machine learning improves, automatic annotation can produce better classification results. However, it may struggle with the complexities and uncertainties in language that human annotators can manage more effectively [21, 44].

Thus, data annotation plays an essential role in NLP, with its quality having a significant influence on the performance of the resulting models. Various methods of data annotation, including manual, semi-automatic, and automatic annotation, offer different trade-offs between quality and efficiency, enabling their adoption based on the specific requirements of the NLP task at hand. To this end, we employ a *semi-automatic annotation* strategy, integrating human proficiency with semi-supervised learning methodologies. We present an innovative

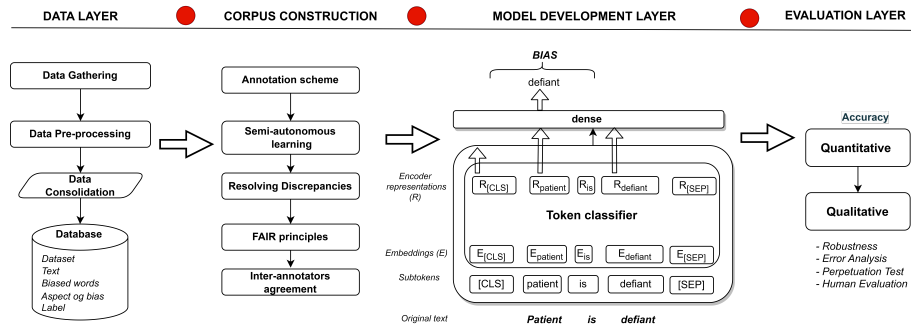


Figure 2: NBIAS: A Natural Language Processing Framework for Bias Identification in Text

technique to detect biased expressions within unstructured texts, designating them under the 'BIAS' entity label. This methodology facilitates the detection of biases present within text data, thereby contributing significantly to our understanding and identification of bias in such data.

3. Our Framework for Bias Identification in Texts

In this section, we present a comprehensive study on NBIAS, an innovative framework designed to detect biases within textual data, as illustrated in Figure 2. The NBIAS framework is carefully structured into four distinct layers: (i) the data collection layer, (ii) the corpus construction layer, (iii) the model development layer, and (iv) the evaluation Layer. Each layer is designed to collaborate seamlessly with the others, providing an effective and comprehensive approach for detecting biases in textual content.

3.1. Data Layer

The Data Layer serves as the framework's primary interface with the data for analysis. It handles data collection, pre-processing and data consolidation from a variety of sources, such as social media, online articles, and databases. This layer ensure adaptability and high performance for the entire framework.

Data Gathering. Our study adopts a comprehensive and methodological data collection approach, incorporating diverse sources from various domains.

To analyze biases in medical narratives and healthcare, we include data from two important clinical text databases: MIMIC-III [45] and MACCROBAT [46]. The MIMIC-III dataset is a publicly available database with de-identified health data from over 40,000 ICU patients. It offers rich clinical narratives, including nursing notes, radiology reports, and discharge summaries, enabling a deep understanding of biases in healthcare communication. The textual data were primarily obtained from the NOTEEVENTS table.

The MACCROBAT dataset provides valuable pediatric critical care data, including admission notes, progress notes, and medical summaries. It contains 200 original documents along with corresponding annotated versions centered around clinical case reports.

To detect bias in news articles and social media streams, we use the BABE (Bias Annotations By Experts) dataset [17]. This dataset includes 3700 articles and tweets, offering a comprehensive perspective on linguistic bias in media and public opinion. It features marked statements, enabling recognition of bias at both granular (word-level) and broader (sentence-level) scopes, covering diverse topics.

To examine biases in employment practices, we incorporate the Job Hiring/Recruitment dataset [47], comprising 20,000 job posts with titles, descriptions, and associated tags from various businesses. Each advertisement includes job details and manually assigned tags by recruiters, suggesting jobs to potential candidates with analogous skills.

Data Consolidation. After gathering and pre-processing data from various sources, all datasets are harmonized into a single consolidated dataframe. This integrated dataframe streamlines the bias identification process and maintains key information for analysis. The consolidated dataframe includes the following columns:

- *Dataset:* Indicates the source dataset (e.g., MIMIC-III, MACCROBAT,

Job Hiring, or BABE) for traceability and interpretation of results.

- *Text*: Contains the actual textual data extracted from the respective datasets, such as clinical notes, case reports, job descriptions, or annotated statements.
- *Biased Words*: Includes biased words or phrases identified in the text, aiding in granular bias detection and system improvement.
- *Aspect of Bias*: Denotes the specific type or aspect of bias present in the text, categorized by gender, racial, age biases, etc., to understand the nature of biases detected.
- *Label*: Indicates whether the text is biased or non-biased, serving as the target variable for token classifier and for the evaluation purpose in the NBIAS framework.

In the consolidated dataframe, each row represents a unique sample from the original dataset, supplying information for bias detection and assessment. Further pre-processing is conducted to prepare the data for subsequent layers of the NBIAS framework, particularly the NLP model performing token classification.

Data Pre-processing. Textual data pre-processing involves sequential operations to refine and structure data for machine learning algorithms. It includes:

- *Tokenization*: Breaking raw text into meaningful tokens (words or sub-words) for semantic understanding and subsequent NLP tasks.
- *Text Cleaning*: Removing punctuation, numbers, special characters, and converting text to lowercase for uniformity and clarity.
- *Handling Missing Values*: Identifying and appropriately managing missing data to avoid bias and improve model performance.

These pre-processing steps convert raw text into a clean, structured format, enabling the NLP token classification model in the subsequent layer.

3.2. Corpus Construction

Our group, consisting of three seasoned professionals from the disciplines of healthcare, computer science, and journalism, was joined by two diligent students to perform the task of detecting and labeling bias in our dataset. Their collective role centered around the critical task of carefully annotating bias within our dataset. This endeavor is important to ensure the integrity and fairness of any subsequent analysis or research. The foundation for this task was based on comprehensive guidelines that clearly delineated the concept of bias in this context.

Bias, as per the instructions, was defined as any terminology or phraseology that could potentially provoke prejudiced comprehension or induce stereotyping, as mentioned in most of the literature [14, 18, 11, 17] also. The factors from which biases could stem were identified as gender, race, socioeconomic status, age, or disability for this NLP work. Such biases could inadvertently skew the dataset and, consequently, the results derived from it. Thus, the identification and annotation of such biases are of high importance to uphold the accuracy and reliability of our dataset. Highlighting both explicit and implicit biases was emphasized as a critical part of our work.

Annotation Scheme. Under the light of these provided guidelines, our team proceeded by using a carefully compiled list of terms and phrases, known as “bias-indicative” lexicons. These lexicons provided a comprehensive guide to potential areas where bias could lurk within our dataset. A portion of this list is exhibited in Table 1 for reference. This bias-indicative lexicon served as a navigational tool for our team to unearth and mark “BIAS” entities scattered within our textual data. These entities can be individual words, phrases, or larger sections of text that express or imply bias. This systematic approach ensured that we could account for most biases that exists in the data.

We adopted the Inside-Outside-Beginning (IOB) annotation scheme [48] to classify and annotate ‘BIAS’ entities. This technique categorizes tokens in the text as the beginning (B), inside (I), or outside (O) of a bias entity. ‘B’ represents

the first token of a bias entity, ‘I’ for tokens inside the entity, and ‘O’ for tokens not part of any bias entity. This approach ensured consistent and precise annotations, enhancing the reliability and accuracy of our study.

Our Annotation Approach. We leveraged semi-supervised learning methodologies [49, 21, 50] to enhance both efficiency and precision of the annotation process. The integration of BERT (Bidirectional Encoder Representations from Transformers) [51], known for its superior text comprehension abilities, substantially improved our approach.

Our annotation process initiated with the manual tagging of 20% of the complete dataset. This critical yet time-consuming task was strategically limited to a subset of data, ensuring a balance between accuracy and efficiency. The “BIAS” entities were carefully annotated in compliance with our predefined guidelines. This annotated subset then fed into our BERT model, serving as training data for the token-classification task. Once sufficiently trained, the model was assigned the task of predicting “BIAS” entities within the remaining 80% of the data. The extensive dataset was effectively managed by breaking it down into 20% increments, a process we refer to as “semi-autonomous labelling”. Expert reviews cross-verified the “BIAS” entities labelled by the model. This combination of semi-supervised learning with expert validation enabled us to create an annotation process that is both optimized and trustworthy.

Working Instance. To demonstrate our annotation scheme’s practical application, we consider the example sentence: “*The overpriced product from the highly successful company was surprisingly popular*”. Table 2 presents the corresponding BIO format annotations for this sentence. Assuming the term “overpriced” holds potential bias, it would be tagged as “B” in the BIO scheme, indicating the start of a bias entity. All other tokens not part of this bias entity would be labeled “O”. This example shows our extensive annotation process across our dataset. This approach allows us to quantify and comprehend biases in a consistent manner.

Resolving Discrepancies. An integral part of our process was addressing discrepancies between annotators, a common occurrence in multi-person annotation tasks. We implemented a consensus-driven approach to uphold consistency and reliability in our annotations. Any disagreement was discussed collectively, considering each annotator’s viewpoint and reaching a unified decision based on predefined annotation guidelines. This process ensured collective agreement on all annotations, minimizing potential bias or error and boosting reliability. This consensus strategy was uniformly applied across all data sources including the BABE, MIMIC, MACCROBAT, or Job Hiring datasets. This consistent methodology reinforced the accuracy of our process across varied data sources.

FAIR Principles. After reaching consensus on all annotations, we saved the final annotated data in the widely-accepted CoNLL-2003 format [52]. This format represents data in a tab-separated manner, associating each word with its part of speech tag, chunk tag, and named entity tag. Sentences are separated by an empty line, and each row corresponds to a token with its annotation.

The CoNLL-2003 format offers multiple benefits. It ensures compatibility with existing NLP tools and models, facilitating future analysis and model training. Additionally, it promotes collaboration and peer review by allowing easy data sharing and comprehension among researchers. Lastly, it enhances the reproducibility of our study, enabling others to use our data for model validation and findings replication. By adhering to the FAIR principles, our dataset is made **F**indable, **A**ccountable, **I**nteroperable, and **R**eusable, enhancing the transparency, accessibility, and reliability of our research.

Inter-Annotator Agreement. In our research, we placed considerable emphasis on establishing rigorous protocols to guarantee the reliability and consistency of the data annotations. Two independent reviewers were assigned to carefully assess the annotated data, promoting objective evaluation devoid of influence from initial annotators. Rather than relying on subjective judgment, we quantified their agreement through Cohen’s Kappa coefficient—a statistical measure common in categorical data studies, accounting for potential chance agreement.

Scores over 0.6 denote “substantial” agreement and above 0.8 represent “almost perfect” agreement. Our reviewers attained a Cohen’s Kappa score of 78%, demonstrating high concordance on the annotations. This high score substantiates the uniformity, consistency, and quality of our annotations. Furthermore, it underscores the assessment process’s objectivity, showing our annotated data’s robustness and reinforcing the credibility of future findings derived from this data.

3.3. Model Development Layer

In this layer, we leverage the Bidirectional Encoder Representations from Transformers (BERT) language model [51] for token-classification and adapt it for the task of NER [36]. The choice of BERT is motivated by its powerful capability of understanding both left and right context of a word, and its effectiveness in recognizing and classifying multi-word phrases. These features make it particularly well-suited for the complex task of bias detection and annotation in our text data.

The advantage of using BERT in NBIAS model development lies in its more effective token-level bias identification. NBIAS incorporates enhancements to the standard BERT architecture, such as modifications in the attention mechanism, loss function, and fine-tuning approaches, specifically tailored for better capturing biases in complex text data. The subsequent section will provide detailed explanation of the model development.

The token classifier architecture (shown in as the middle component in Figure 2) consists of a multi-layer bidirectional transformer encoder that captures contextual information from both directions. Given an input sequence $X = \{x_1, x_2, \dots, x_n\}$, the words are tokenized and embedded as shown in Equation (1):

$$E(X) = \{e(x_1), e(x_2), \dots, e(x_n)\} \quad (1)$$

where $E(X)$ represents the set of embedded representations for an input sequence X , X consists of n words $\{x_1, x_2, \dots, x_n\}$, $e(x_i)$ is the embedding function

that maps each word x_i from the input sequence to a continuous vector representation. The embedded input sequence is then passed through the transformer layers.

BERT employs self-attention mechanisms to weigh the importance of different words in the input sequence, enabling it to better identify and understand complex relationships between words. The self-attention *Att* score between word i and word j is computed as shown in Equation (2):

$$Att(i, j) = \text{Softmax} \left(\frac{Q(e(x_i)) \cdot K(e(x_j))^T}{\sqrt{d_k}} \right) \quad (2)$$

where Q , K are the query and key matrices, and d_k is the key dimension.

Following the transformer encoder, the output after applying self-attention and passing through the bidirectional transformer encoder is represented, as shown in Equation (3):

$$R(X) = \{r(x_1), r(x_2), \dots, r(x_n)\} \quad (3)$$

where $R(X)$ represents the set of contextualized representations for an input sequence X . The function $r(x_i)$ is the representation function that maps each word x_i from the input sequence to a continuous vector representation after passing through the transformer encoder.

A linear layer with a softmax activation function is added for entity classification. This layer transforms the representations generated by the transformer encoder into a probability distribution over the possible output classes. To simplify our annotation and prediction task, we have merged the 'B' (Beginning) and 'I' (Inside) tags from the standard BIO tagging scheme into a single 'BIAS' tag. The 'BIAS' tag represent any part of a bias entity, while 'O' represents non-entity. The probability distribution is calculated as shown in Equation (4):

$$P(y|x) = \text{Softmax}(W \cdot c(x) + b) \quad (4)$$

where W is the weight matrix, b is the bias vector in the softmax function, and $P(y|x)$ is the probability distribution over the output classes 'BIAS' and 'O'.

The medical team is currently managing the case of a 47-year-old patient who has a history of **BIAS** non-compliance with treatment and may face challenges due to **BIAS** limited literacy or understanding of medical procedures.

Figure 3: BIAS annotation on a piece of text

The final output of the model indicates the presence of biased words or phrases within the input sequence by labeling them as 'BIAS'. This simplification enables our model to recognize biased phrases more effectively, without differentiating between their start or continuation. We show an example of the model output on a sample from the test set in Figure 3.

3.4. Evaluation Layer

The evaluation layer plays a critical role in assessing the performance of Natural Language Processing (NLP) models used in our study. This layer encompasses both quantitative and qualitative evaluation methods, providing a comprehensive perspective on the model's performance.

Quantitative Evaluation.. The quantitative evaluation is typically statistical in nature and involves the use of various metrics to numerically measure the model's performance. Metrics such as F1-score, AUC-ROC and accuracy are commonly used in this context. F1 score balances precision (the ability of the model to correctly identify positive instances) and recall (the ability of the model to identify all relevant instances), providing a single measure of the model's overall performance.

Qualitative Evaluations.. In addition to these numerical measures, we also conduct a qualitative evaluation. This type of evaluation is less about numbers and more about the quality, relevance, and usefulness of the model's output. It involves an expert review of a subset of the model's predictions to measure how well the model is performing in practical terms. Factors such as the model's ability to correctly identify complex or subtle bias entities, and the interpretability of its output, are examined in the qualitative evaluation. In our study, we

focus on qualitative evaluations, specifically assessing model robustness and conducting perpetuation tests. Our robustness analysis [53] explores the model’s stability under various conditions including adversarial inputs and data variations. Perpetuation tests [54] help us understand if the model inadvertently reinforces or introduces societal biases. We also consider a human evaluation, to assess the model’s performance in real-world conditions.

4. Experimental Setup

In this section, we detail the settings, evaluation metrics, baselines and hyperparameters of our experimental design for replication and validation.

Dataset. Our study uses diverse datasets: MIMIC-III [45], MACCROBAT [46], BABE [17], and Job Hiring [47]. After annotation (detailed in Section 3.1 and 3.2), each dataset is split into training, validation, and test sets using an 80-10-10 ratio. The division allows for efficient model training, validation, and testing. Modifications are made for the MACCROBAT dataset to maintain balance despite its limited entries. Table 3 presents the detailed dataset information.

Hardware Settings. The experiments conducted in this study were performed on a dedicated research server with specific hardware configurations. The server was equipped with an Intel Xeon CPU E5-2690 v4 running at 2.60GHz, 128GB of RAM, and a powerful NVIDIA GeForce RTX 3090 GPU. The operating system installed on the server was Ubuntu 18.04 LTS. These hardware settings provided substantial computational power, enabling us to efficiently execute resource-intensive tasks, such as training complex machine learning algorithms and deep learning models.

Baselines. For the comparison of models for token classification model performance, we consider a range of diverse baseline approaches. These include BiLSTM-CRF, which combines BiLSTM and CRF [36]; BERT-CRF, a blend of BERT and CRF [55]; RoBERTa, an optimized variant of BERT [56]; BART-NER, an application of the BART model for NER [57]; CNN-NER, a CNN-based

method for capturing named entities [58]; and TENER, an NER model that utilizes an adapted Transformer Encoder for character and word-level features [59].

Hyperparameter Settings. In the comparative experiments with the baselines, the models were optimized using a learning rate between 1e-5 and 5e-5 over several training epochs, typically 3 to 10. The batch size varied between 16 and 64, based on memory constraints, and the input sequence length was limited to 512 tokens. To prevent overfitting, we used regularization techniques such as dropout and weight decay. We generally employed the Adam or AdamW optimizer. All hyperparameters were fine-tuned according to the specific task requirements and dataset characteristics. The chosen hyperparameters for our token classifier are provided in Table 4.

5. Results

5.1. Overall Performance

Table 5 presents a comparison of our proposed method with the baseline models for the token-classification task across three different categories: Social Media Bias, Health-related, and Job Hiring. The baseline models under consideration are Rule-based model, BiLSTM-CRF, BERT-CRF, RoBERTa, BART-NER, CNN-NER, and TENER, as discussed in the previous section.

In the experiment, the NBIAS model’s performance was evaluated across three different contexts: Social Media, Health-related, and Job Hiring. The results, as shown in Table 5, were measured in terms of F1-scores, which are commonly used in information retrieval and machine learning to gauge the accuracy of a model.

For the Social Media context, the NBIAS model achieved an F1-score of 86.9%. The ± 0.2 notation indicates that the score varied by 0.2% in repeated iterations of the experiment. This means the F1-score fell between 86.7% and 87.1%. In practice, this indicates a high level of precision and recall in the model’s results within the Social Media context, suggesting that the model

correctly identified relevant items (like posts or comments) and also minimized the inclusion of irrelevant items.

In the Health-related context, the NBIAS model performed even better, achieving an F1-score of 89.1% with a standard deviation of ± 0.8 . Therefore, the F1-scores in this context ranged from 88.3% to 89.9%. Perhaps, in the Job Hiring context, the NBIAS model achieved the highest F1-score of 90.3%, with a standard deviation of ± 0.4 . The range of scores here was between 89.9% and 90.7%. This means that, in the job hiring context and health-related data, the model was exceptionally good at selecting relevant data and excluding irrelevant data.

In addition to these high F1-scores, it’s worth noting that the NBIAS model demonstrated very low standard deviations across all contexts. Lower standard deviation indicates that the results were consistent across repeated trials of the experiment, providing further confidence in the model’s robustness and reliability. The model doesn’t just perform well—it performs well consistently, making it a highly effective tool in all three of these contexts.

Among the baseline models, the TENER model exhibits robust performance, especially excelling in the Social Media Bias category with an F1-score of 85.7% (± 0.52). Moreover, it outperforms other models in the Health-related category with an F1-score of 86.4% (± 0.6). For the Job Hiring category, the TENER model secures an F1-score of 85.1% (± 0.5), outperforming most other models with the exception of the NBIAS model.

The BERT-CRF model, which combines the BERT language model with a conditional random field layer, presents significant performance, achieving F1-scores of 80.7% (± 1.3), 82.3% (± 0.7), and 83.5% (± 0.6) in the Social Media, Health-related, and Job Hiring categories, respectively. The RoBERTa model, a variant of BERT, demonstrates higher effectiveness than BERT-CRF, with F1-scores of 82.8% (± 0.7), 83.6% (± 0.9), and 80.5% (± 0.5) across the same categories.

BiLSTM-CRF achieves satisfactory performance, with F1-scores of 72.6% (± 1.0), 75.8% (± 0.9), and 78.1% (± 0.8). The CNN-NER model for to-

ken classification, and the BART-NER model, based on the BART transformer model, display good performance, though they do not surpass the NBIAS and TENER models. The Rule-based model, however, exhibited the lowest performance across all categories, obtaining F1-scores of 65.4% (± 1.4), 70.2% (± 0.7), and 72.3% (± 0.9) in the Social Media, Health-related, and Job Hiring categories, respectively.

Overall, the NBIAS model emerges as the most effective across all categories. While other BERT-based baselines may also attempt bias identification, NBIAS outperforms them due to its custom-designed model features optimized for this specific purpose. The performance gain could be in terms of better debiasing results, increased fairness in predictions, or improved overall model accuracy in scenarios where bias reduction is critical. These findings provide valuable insights for the future development and selection of token classification models across different domains.

Accuracy Analysis of Token Classification Models. Figure 4 shows the accuracy performance of eight models on the token classification task across three distinct categories. The NBIAS model exhibits the highest performance, with accuracy scores of 88.4% for Social Media Bias detection, 90.6% for Health-related text analysis, and 91.8% for Job Hiring text analysis.

Following NBIAS, the TENER model achieves scores of 87.2%, 87.9%, and 86.6% for Social Media Bias, Health-related text, and Job Hiring categories respectively. BART-NER, while competitive, comes next with 86.2% accuracy for Social Media Bias, 85.7% for Health-related text, and 83.5% for Job Hiring text.

The performance of remaining models, namely RoBERTa, BERT-CRF, BiLSTM-CRF, CNN-NER, and Rule-based, is sequentially lower. Overall, this comparative analysis underscores the high performance of NBIAS in token classification, emphasizing its potential utility in diverse applications.

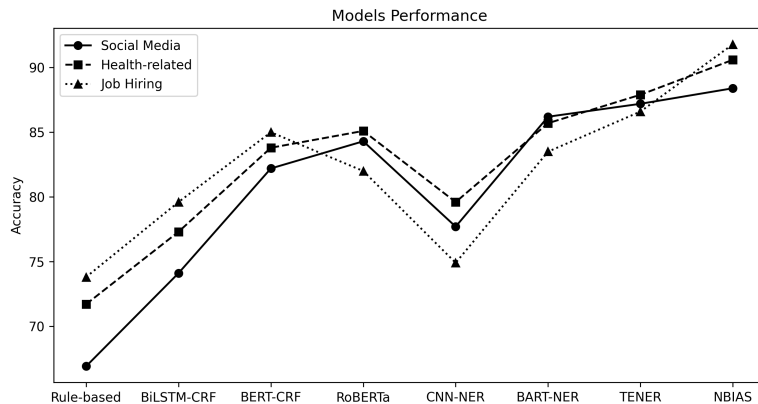


Figure 4: Comparative accuracy scores of token classification models across three different text categories: Social Media, Health-related , and Job Hiring for Bias Text Identification

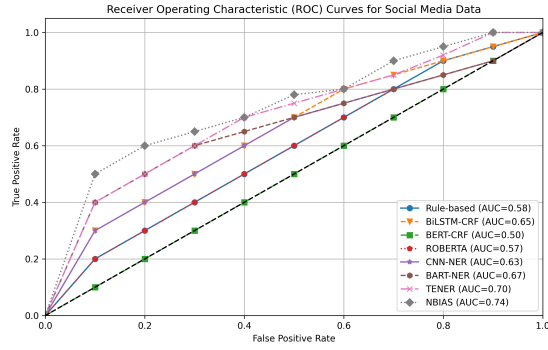
5.2. Performance Analysis using ROC Curves and AUC Scores

In this study, we compare the performance of different models in token classification tasks using Receiver Operating Characteristic (ROC) curves and corresponding Area Under the Curve (AUC) scores on Social media, Health-related, and Job Hiring data. Figure 5 displays the AUC-ROC curves for all the baseline models and our NBIAS token classification model.

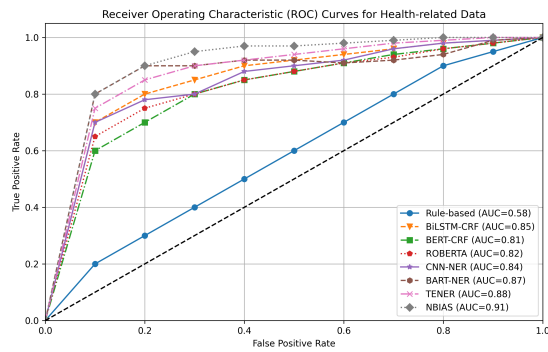
In the Social media domain, the NBIAS model demonstrated the highest AUC of 0.74, outperforming TENER and BART-NER with AUC values of 0.70 and 0.67, respectively. BiLSTM-CRF and CNN-NER showed moderate performance with AUCs of 0.65 and 0.63, respectively, while the Rule-based model had the lowest AUC of 0.58. BERT-CRF and ROBERTA models performed relatively lower with AUCs of 0.50 and 0.57, respectively.

For Health-related data classification, the NBIAS, TENER, and BART-NER models outperformed others with exceptional AUC values of 0.91, 0.88, and 0.87, respectively. ROBERTA, CNN-NER, and BERT-CRF models exhibited respectable AUC values of 0.82, 0.84, and 0.81, respectively, while the Rule-based model achieved a moderate AUC of 0.58.

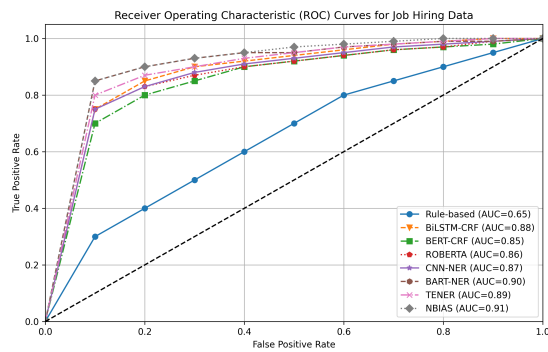
In Job Hiring data classification, the NBIAS model showed the best perfor-



(a) ROC curves and AUC scores for models applied to Social Media Data.



(b) ROC curves and AUC scores for models applied to Health-related Data.



(c) ROC curves and AUC scores for models applied to Hiring Data.

Figure 5: Performance Analysis all the Models: ROC Curves and AUC Scores

mance with an AUC of 0.91, followed closely by TENER and BART-NER with AUCs of 0.88 and 0.87, respectively. These AUC scores indicate the models’ effective distinction between positive and negative samples.

The high performance of context-specific models like NBIAS and TENER highlights the significance of considering data characteristics for achieving optimal token classification in texts for bias detection task.

5.3. Confusion Matrix and Error Analysis

We present the results of the BIAS entity identification task for “Health-related Bias”, “Political Bias”, and “Occupational Bias” using NBIAS. The model’s performance is evaluated based on confusion matrices and error analysis (Table 6), providing insights into its strengths and limitations of the model.

Health-related Bias: The NBIAS exhibits strong performance in identifying “healthy lifestyle” entities, achieving a precision of 89.1%. However, it missed 5 instances of this entity, leading to false negatives. For “medical advancements”, the precision is lower at 60.2%, and the model identified 56 false positives, misclassifying non-biased terms as biased. On the other hand, the model achieved a relatively high precision of 83.7% for “research findings” yet it missed 2 instances, resulting in false negatives. These findings suggest that the model performs well for more explicit health-related biases, but subtle biases and rare terms might pose challenges.

Social Media: Our NBIAS demonstrates high precision in identifying “biased news source” entities (91.8%), correctly capturing biased sources. However, it produced a few false positives, misclassifying some non-biased sources as biased. For “political affiliation” entities, the precision is 93.1%, indicating a reliable performance. However, some false positives occurred, classifying neutral statements as biased based on political association. For “political agenda” entities, the model achieved a precision of 86.0%, although it misclassified a few non-biased mentions as biased. These results highlight the model’s ability to detect explicit political biases but also suggest room for improvement in handling ambiguous language.

Occupational Bias: In the “Occupational Bias” category, the NBIAS exhibits strong precision for identifying “gender bias in hiring” entities (92.7%), effectively capturing biased terms. However, it produced a few false positives, misclassifying neutral statements as biased based on gender. For “ethnicity bias in hiring” entities, the precision is 92.5%, indicating accurate identification. Yet, a few false positives occurred, misclassifying non-biased mentions as biased. The model achieved a precision of 84.2% for “age bias in hiring” entities. However, some neutral statements were misclassified as biased, revealing areas for enhancement. These findings suggest that the model can effectively identify biased occupational entities, but improvements are needed to reduce false positives.

Actionable Insights:

- The proposed NER model demonstrates robust precision in identifying biased entities for all three categories with clear biases.
- Addressing false positives can enhance the model’s discrimination between biased and non-biased entities. Fine-tuning the model to better understand nuanced language can be beneficial.
- Augmenting the training data with diverse instances of subtle biased entities can improve recall and help detect rare biased terms.
- Considering context-aware models, such as transformer-based models, might help tackle challenges arising from sarcasm and subtle biases more effectively.

Overall, these results provide valuable insights into the strengths of NBIAS and areas for improvement in identifying biased entities across different categories.

5.4. Robustness Testing

Robustness testing is a type of evaluation used to assess the performance and resilience of a system or model against various inputs or scenarios [61]. In the

context of our testing, we programmatically measure the robustness of NBIAS using three key factors: *case sensitivity*, *semantics*, *context* and *spelling*. In Table 7, we showcase the robustness testing on a sample of 5 examples (due to brevity reasons) from the test set.

We also conducted the robustness testing on a test case of 300 samples manually prepared by the our team of 5 members to evaluate the system’s robustness and report results in Figure 6. From Figure 6, the NBIAS model appears to be improving over time in all four robustness test categories: spelling, semantics, case sensitivity, and context. This is evident as the scores increase with each successive run, demonstrating the model’s adaptability and improvement in its learning approach.

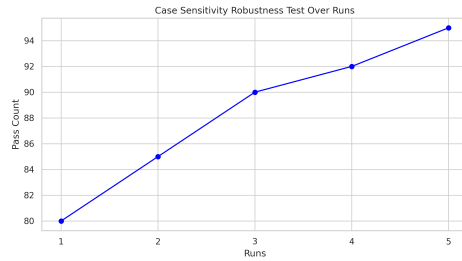
In spelling, the model begins with a score of 70 and ends at 90 in the fifth run. A similar upward trend is seen in semantics, starting from a score of 72 and concluding at 93 in the final run. The model also consistently improves in the case sensitivity test, beginning at 80 and finishing at 95. The context scores also progress positively, from an initial score of 70 to a final score of 90.

The NBIAS model shows the highest performance in case sensitivity, as it reaches a score of 95 in the final run. It also performs well in the semantics category, achieving a score of 93. However, the model’s performance in the context and spelling categories is slightly lower. While these are still strong results, there may be room for further optimization in these areas to achieve results comparable to the case sensitivity and semantics tests.

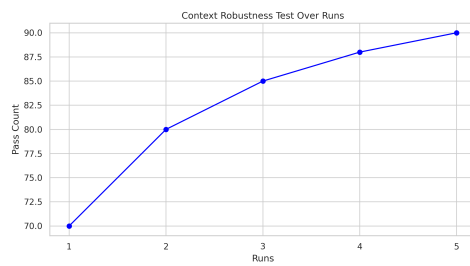
5.5. Perpetuation Bias Tests for Bias Detection

To assess whether our model unintentionally perpetuates biases present in its training data, we conducted perpetuation bias tests. These tests evaluated the performance of our model in identifying and labeling potentially biased words or phrases as *BIAS ENTITY*.

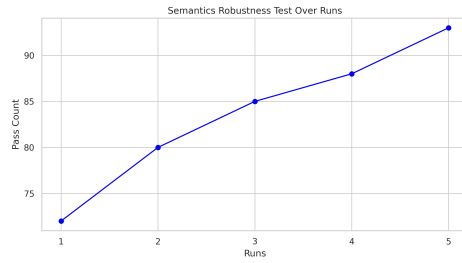
In our testing approach, we curated a diverse list of terms and phrases representing various social groups and contexts prone to bias. This list included phrases like “elderly person”, “young woman”, “African immigrant”, “gay man”



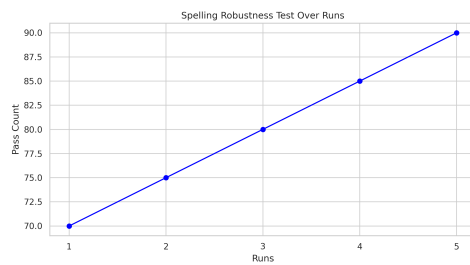
(a) Case Sensitivity Robustness Test.



(b) Contexts Robustness Test.



(c) Semantics Robustness Test.



(d) Spellings Robustness Test.

Figure 6: Robustness test: each plot illustrates the performance of the NBIAS model across 5 development runs in robustness tests: spelling, semantics, case sensitivity, and context. The x-axis represents the different test instances used in each run, while the y-axis displays the corresponding scores, referred to as the 'Pass Count' achieved by the model on these tests.

and “blue-collar worker”. We inserted these phrases into neutral sentences to evaluate the model’s perception of potential bias. Upon processing the sentences through our model, we observed the following pattern:

The person was described as a [Phrase]

- young woman (Flagged: 10 times)
- African immigrant (Flagged: 25 times)
- blue-collar worker (Flagged: 15 times)

Our analysis of the initial test results revealed that phrases like “African immigrant” and “blue-collar worker” were flagged as “BIAS ENTITY” more frequently compared to phrases like “elderly person”. This discrepancy suggests that the model may be perpetuating biases present in the training data, where terms associated with certain ethnicity or occupations were more frequently labeled as biased. This result suggests the need of the further refinement of training data to ensure a balanced representation across all demographics and contexts.

5.6. Human Evaluation

In order to assess perceived bias in the generated statements, a human evaluation was conducted. Three evaluators (E1, E2, E3) reviewed a set of statements related to social media usage, health, and job hiring stereotypes detected by our model. Each statement was rated on a scale from 1 to 5, with 1 indicating no perceived bias and 5 indicating a high level of bias.

The evaluation results are summarized in Table 8, which provides the statements, the corresponding identified entities, and the scores assigned by each evaluator. The average score for each entity is also provided, giving an overall indication of the perceived bias.

The results in Table 8 show that the evaluators reached a consensus on the presence of bias in the statements, as evident from the high scores assigned to certain identified entities. Entities such as ‘seeking attention,’ ‘lazy,’ ‘more suitable for men,’ ‘narcissistic,’ and ‘overweight people, lack self-control’ received

average scores exceeding 3, indicating a significant presence of bias in these statements. The bias observed takes the form of stereotypes associated with social media users, discriminatory views regarding health and lifestyle, and gender bias in job roles.

However, the last statement, which suggests that ‘only people with an engineering background are the best fit for a role,’ received a lower bias score compared to the others. The identified entity in this statement obtained an average score of 2.83. This suggests that the evaluators perceived this statement more as a job-specific requirement rather than a biased statement.

6. Discussion

Performance Analysis. The detection and identification of biases in textual data have significant implications for ensuring fairness and ethical usage of information. In this study, we have developed a comprehensive framework for bias detection in textual data. The NBIAS model outperformed all other models in every bias category examined, with F1-scores of 88.4%, 90.6%, and 91.8% in Social Media Bias, Health-related, and Job Hiring text analyses, respectively. The model exhibited a strong capability in diverse token classification tasks, as evidenced by high AUC values of 0.74, 0.91, and 0.91 across the respective domains. The model’s high accuracy scores further shows its efficacy.

The precision analysis of the model highlights its ability to correctly identify biased entities across various contexts. However, there remains scope for reducing false positives. NBIAS robustness was demonstrated through its steady performance in multiple tests including spelling, semantics, case sensitivity, and context considerations. Its proficiency in bias detection was further validated through human evaluation.

Practical Impact. NBIAS framework’s extensive practical implications span multiple sectors. Its capabilities in detecting biases are particularly advantageous in

areas like social media surveillance, healthcare analytics, and recruitment processes. The potential of this tool can be used in mitigating bias and promoting fair practices.

Limitations. We highlight and address biases in text-based data and our goal is to contribute to the creation of more inclusive and unbiased information sources. However, it is important to acknowledge the limitations of our framework. For example, the model performance may vary across different languages and domains, necessitating further exploration and adaptation. Another limitation is the detection and handling of bias spans within text. While our framework is designed to identify biased terms and phrases, it may not capture the full extent of bias present in longer spans of text.

Despite our best efforts to develop accurate and robust models, there is always a possibility of false positives or false negatives in the detection process. Biases can be nuanced and context-dependent [62] that makes it challenging to achieve perfect accuracy.

The performance of our framework may also vary across different languages and domains. Language-specific nuances, cultural variations, and domain-specific jargon can impact the accuracy and effectiveness of bias detection. Adapting and fine-tuning the framework for specific languages and domains is an important area for future research.

7. Conclusion

This paper presents a comprehensive framework for the detection and identification of biases in textual data. The framework consists of various components, including data pre-processing, bias annotation, NLP modeling, and evaluation layers. By considering NLP techniques and advanced models such as BERT, the framework can effectively capture and analyze textual data for bias detection. The framework has shown promising results in identifying and tagging biased terms and phrases across different domains. The performance of the framework

may vary depending on the language and domain of the textual data. Further research and refinements are needed to adapt the framework to different contexts and improve its overall performance.

References

- [1] B. Hutchinson, V. Prabhakaran, E. Denton, K. Webster, Y. Zhong, S. Denuyl, Social biases in NLP models as barriers for persons with disabilities, in: Proceedings of the Annual Meeting of the Association for Computational Linguistics, Association for Computational Linguistics, Online, 2020, pp. 5491–5501. doi:10.18653/v1/2020.acl-main.487. arXiv:2005.00813.
- [2] T. Bolukbasi, K.-W. Chang, J. Y. Zou, V. Saligrama, A. T. Kalai, Man is to computer programmer as woman is to homemaker? debiasing word embeddings, Advances in neural information processing systems 29 (2016).
- [3] J. P. Lalor, Y. Yang, K. Smith, N. Forsgren, A. Abbasi, Benchmarking Intersectional Biases in NLP, NAACL 2022 - 2022 Conference of the North American Chapter of the Association for Computational Linguistics: Human Language Technologies, Proceedings of the Conference (2022) 3598–3609. doi:10.18653/v1/2022.naacl-main.263.
- [4] L. Dixon, J. Li, J. Sorensen, N. Thain, L. Vasserman, Measuring and mitigating unintended bias in text classification, in: Proceedings of the 2018 AAAI/ACM Conference on AI, Ethics, and Society, 2018, pp. 67–73.
- [5] S. Parsing, R. Speech, Data annotation: from raw data to data sets, Computer Speech & Language 23 (2009) 261–273.
- [6] Y. Xu, J. Yang, Look again at the syntax: Relational graph convolutional network for gendered ambiguous pronoun resolution, arXiv preprint arXiv:1905.08868 (2019).

- [7] F. Ribeiro, L. Henrique, F. Benevenuto, A. Chakraborty, J. Kulshrestha, M. Babaei, K. Gummadi, Media bias monitor: Quantifying biases of social media news outlets at large-scale, volume 12, 2018. URL: <https://ojs.aaai.org/index.php/ICWSM/article/view/15025>. doi:10.1609/icwsm.v12i1.15025.
- [8] Z. Yanbo, Implicit bias or explicit bias: an analysis based on natural language processing, in: 2020 International conference on computing and data science (CDS), IEEE, 2020, pp. 52–55.
- [9] I. Straw, C. Callison-Burch, Artificial Intelligence in mental health and the biases of language based models, PLoS ONE 15 (2020) 1–19. doi:10.1371/journal.pone.0240376.
- [10] N. M. Thomasian, C. Eickhoff, E. Y. Adashi, Advancing health equity with artificial intelligence, Journal of Public Health Policy 42 (2021) 602–611. doi:10.1057/s41271-021-00319-5.
- [11] S. Raza, D. J. Reji, C. Ding, Dbias: detecting biases and ensuring fairness in news articles, International Journal of Data Science and Analytics (2022). doi:10.1007/s41060-022-00359-4.
- [12] D. Gaucher, J. Friesen, A. C. Kay, Evidence that gendered wording in job advertisements exists and sustains gender inequality., Journal of personality and social psychology 101 (2011) 109.
- [13] H. Dawkins, Marked attribute bias in natural language inference, in: Findings of the Association for Computational Linguistics: ACL-IJCNLP 2021, Association for Computational Linguistics, Online, 2021, pp. 4214–4226. doi:10.18653/v1/2021.findings-acl.369.
- [14] S. Dev, E. Sheng, J. Zhao, A. Amstutz, J. Sun, Y. Hou, M. Sanseverino, J. Kim, A. Nishi, N. Peng, et al., On measures of biases and harms in nlp, in: Findings of the Association for Computational Linguistics: ACL-IJCNLP 2022, 2022, pp. 246–267.

- [15] W. Graterol, J. Diaz-Amado, Y. Cardinale, I. Dongo, E. Lopes-Silva, C. Santos-Libarino, Emotion detection for social robots based on nlp transformers and an emotion ontology, *Sensors* 21 (2021) 1322.
- [16] S. Kang, J. Hwang, K. Chung, Domain-specific on-device object detection method, *Entropy* 24 (2022).
- [17] T. Spinde, M. Plank, J.-D. Krieger, T. Ruas, B. Gipp, A. Aizawa, Neural media bias detection using distant supervision with BABE - bias annotations by experts, in: *Findings of the Association for Computational Linguistics: EMNLP 2021*, Association for Computational Linguistics, Punta Cana, Dominican Republic, 2021, pp. 1166–1177. doi:10.18653/v1/2021.findings-emnlp.101.
- [18] M. Färber, V. Burkard, A. Jatowt, S. Lim, A multidimensional dataset based on crowdsourcing for analyzing and detecting news bias, in: *Proceedings of the 29th ACM International Conference on Information & Knowledge Management*, 2020, pp. 3007–3014.
- [19] R. Pryzant, R. D. Martinez, N. Dass, S. Kurohashi, D. Jurafsky, D. Yang, Automatically neutralizing subjective bias in text, *AAAI 2020 - 34th AAAI Conference on Artificial Intelligence (2020)* 480–489. doi:10.1609/aaai.v34i01.5385. arXiv:1911.09709.
- [20] Y. Nie, Y. Tian, X. Wan, Y. Song, B. Dai, Named entity recognition for social media texts with semantic augmentation, in: *Proceedings of the 2020 Conference on Empirical Methods in Natural Language Processing (EMNLP)*, Association for Computational Linguistics, Online, 2020, pp. 1383–1391. doi:10.18653/v1/2020.emnlp-main.107.
- [21] S. Raza, B. Schwartz, Constructing a disease database and using natural language processing to capture and standardize free text clinical information, *Scientific Reports* 13 (2023) 8591. doi:10.1038/s41598-023-35482-0.

- [22] C. Sun, Z. Yang, L. Wang, Y. Zhang, H. Lin, J. Wang, Biomedical named entity recognition using BERT in the machine reading comprehension framework, *Journal of Biomedical Informatics* 118 (2021) 103799. URL: <https://doi.org/10.1016/j.jbi.2021.103799>. doi:10.1016/j.jbi.2021.103799. arXiv:2009.01560.
- [23] S. Moon, L. Neves, V. Carvalho, Multimodal named entity recognition for short social media posts, in: *Proceedings of the 2018 Conference of the North American Chapter of the Association for Computational Linguistics: Human Language Technologies, Volume 1 (Long Papers)*, Association for Computational Linguistics, New Orleans, Louisiana, 2018, pp. 852–860. doi:10.18653/v1/N18-1078.
- [24] I. Garrido-Muñoz, A. Montejo-Ráez, F. Martínez-Santiago, L. A. Ureña-López, A survey on bias in deep nlp, *Applied Sciences* 11 (2021) 3184.
- [25] S. Dev, E. Sheng, J. Zhao, A. Amstutz, J. Sun, Y. Hou, M. Sanseverino, J. Kim, A. Nishi, N. Peng, et al., On measures of biases and harms in nlp, arXiv preprint arXiv:2108.03362 (2021).
- [26] A. Caliskan, J. J. Bryson, A. Narayanan, Semantics derived automatically from language corpora contain human-like biases, *Science* 356 (2017) 183–186.
- [27] J. Culbertson, M. Schouwstra, S. Kirby, From the world to word order: deriving biases in noun phrase order from statistical properties of the world, *Language* 96 (2020) 696–717.
- [28] Y. Cai, A. Zimek, G. Wunder, E. Ntoutsi, Power of explanations: Towards automatic debiasing in hate speech detection, in: *2022 IEEE 9th International Conference on Data Science and Advanced Analytics (DSAA)*, IEEE, 2022, pp. 1–10.
- [29] Y. Wang, J. Mansurov, P. Ivanov, J. Su, A. Shelmanov, A. Tsvigun, C. Whitehouse, O. M. Afzal, T. Mahmoud, A. F. Aji, et al., M4: Multi-

generator, multi-domain, and multi-lingual black-box machine-generated text detection, arXiv preprint arXiv:2305.14902 (2023).

- [30] E. Pair, N. Vicas, A. M. Weber, V. Meausoone, J. Zou, A. Njuguna, G. L. Darmstadt, Quantification of gender bias and sentiment toward political leaders over 20 years of kenyan news using natural language processing, *Frontiers in Psychology* 12 (2021) 712646.
- [31] S. Hassan, M. Huenerfauth, C. O. Alm, Unpacking the interdependent systems of discrimination: Ableist bias in NLP systems through an intersectional lens, in: *Findings of the Association for Computational Linguistics: EMNLP 2021*, Association for Computational Linguistics, Punta Cana, Dominican Republic, 2021, pp. 3116–3123. doi:10.18653/v1/2021.findings-emnlp.267.
- [32] L. Ding, D. Yu, J. Xie, W. Guo, S. Hu, M. Liu, L. Kong, H. Dai, Y. Bao, B. Jiang, Word embeddings via causal inference: Gender bias reducing and semantic information preserving, in: *AAAI Conference on Artificial Intelligence*, 2021. URL: <https://api.semanticscholar.org/CorpusID:245117373>.
- [33] F. Elsafoury, G. Abercrombie, On the origins of bias in nlp through the lens of the jim code, arXiv preprint arXiv:2305.09281 (2023).
- [34] T. Eftimov, B. Korošić Seljak, P. Korošec, A rule-based named-entity recognition method for knowledge extraction of evidence-based dietary recommendations, *PloS one* 12 (2017) e0179488.
- [35] K. Shaalan, A Survey of Arabic Named Entity Recognition and Classification, *Computational Linguistics* 40 (2014) 469–510. doi:10.1162/COLI_a_00178.
- [36] J. P. Chiu, E. Nichols, Named entity recognition with bidirectional lstm-cnns, *Transactions of the association for computational linguistics* 4 (2016) 357–370.

- [37] Z. Liu, X. Zhang, Z. Li, M. Sun, T-ner: An all-round python library for transformer-based named entity recognition, in: Proceedings of the 16th Conference of the European Chapter of the Association for Computational Linguistics: System Demonstrations, 2021, pp. 7–12.
- [38] Z. Liu, X. Zhang, Z. Li, M. Sun, Reducing the bias of visual objects in multimodal named entity recognition, in: Proceedings of the 2023 ACM International Conference on Multimedia Retrieval, ACM, 2023, pp. 1–5.
- [39] Z. Liu, X. Zhang, Z. Li, M. Sun, Social media event detection using spacy named entity recognition and spectral embeddings, in: Proceedings of the 2022 International Conference on Mobile Human-Computer Interaction, International ASET Inc., 2022, pp. 114–118.
- [40] P. Röttger, B. Vidgen, D. Hovy, J. B. Pierrehumbert, Two contrasting data annotation paradigms for subjective nlp tasks (2021). URL: <https://api.semanticscholar.org/CorpusID:245130931>.
- [41] B. Alex, C. Grover, R. Shen, M. Kabadjov, Agile corpus annotation in practice: An overview of manual and automatic annotation of cvs, in: Proceedings of the Fourth Linguistic Annotation Workshop, 2010, pp. 29–37.
- [42] M. Garg, A. Shahbandegan, A. Chadha, V. Mago, An annotated dataset for explainable interpersonal risk factors of mental disturbance in social media posts, arXiv preprint arXiv:2305.18727 (2023).
- [43] S. Haunss, J. Kuhn, S. Padó, A. Blessing, N. Blokker, E. Dayanik, G. Lapesa, Integrating manual and automatic annotation for the creation of discourse network data sets, *Politics and Governance* 8 (2020) 326–339.
- [44] N. Zhou, A. T. Aw, Z. H. Liu, C. h. Tan, Y. Ting, W. X. Chen, J. s. z. Ting, CXR data annotation and classification with pre-trained language models, in: Proceedings of the 29th International Conference on Computa-

tional Linguistics, International Committee on Computational Linguistics, Gyeongju, Republic of Korea, 2022, pp. 2801–2811.

- [45] J. Alistair, P. Tom, R. Mark, MIMIC-III Clinical Database, <https://physionet.org/content/mimiciii/1.4/>, 2021.
- [46] J. H. Caufield, Y. Zhou, Y. Bai, D. A. Liem, A. O. Garlid, K.-W. Chang, Y. Sun, P. Ping, W. Wang, A Comprehensive Typing System for Information Extraction from Clinical Narratives, medRxiv (2019) 19009118.
- [47] A. Name, Classifying job posts via nlp, Medium (2023). URL: <https://medium.com/data-science-101/classifying-job-posts-via-nlp-3b2b49a33247>.
- [48] T. Sexton, IOB Format Intro - Nestor, <https://pages.nist.gov/nestor/examples/named-entities/01-BIO-format/>, 2022.
- [49] S.-A. Rebuffi, S. Ehrhardt, K. Han, A. Vedaldi, A. Zisserman, Semi-supervised learning with scarce annotations, in: Proceedings of the IEEE/CVF conference on computer vision and pattern recognition workshops, 2020, pp. 762–763.
- [50] S. Raza, B. Schwartz, Entity and relation extraction from clinical case reports of COVID-19: a natural language processing approach, BMC Medical Informatics and Decision Making 23 (2023) 20. doi:10.1186/s12911-023-02117-3.
- [51] J. Devlin, M.-W. Chang, K. Lee, K. Toutanova, Bert: Pre-training of deep bidirectional transformers for language understanding, arXiv preprint arXiv:1810.04805 (2018).
- [52] T. Spinde, M. Plank, J. D. Krieger, T. Ruas, B. Gipp, A. Aizawa, Neural Media Bias Detection Using Distant Supervision with BABE - Bias Annotations by Experts, Findings of the Association for Computational Linguistics, Findings of ACL: EMNLP 2021 (2021) 1166–1177. doi:10.18653/v1/2021.findings-emnlp.101. arXiv:2209.14557.

- [53] X. Wang, Q. Liu, T. Gui, Q. Zhang, Y. Zou, X. Zhou, J. Ye, Y. Zhang, R. Zheng, Z. Pang, et al., Textflint: Unified multilingual robustness evaluation toolkit for natural language processing, in: Proceedings of the 59th Annual Meeting of the Association for Computational Linguistics and the 11th International Joint Conference on Natural Language Processing: System Demonstrations, 2021, pp. 347–355.
- [54] R. Mateos de Cabo, R. Gimeno, M. Martínez, L. López, Perpetuating gender inequality via the internet? an analysis of women’s presence in spanish online newspapers, *Sex roles* 70 (2014) 57–71.
- [55] J. Alabi, K. Amponsah-Kaakyire, D. Adelani, C. España-Bonet, Massive vs. curated embeddings for low-resourced languages: the case of Yorùbá and Twi, in: Proceedings of the Twelfth Language Resources and Evaluation Conference, European Language Resources Association, Marseille, France, 2020, pp. 2754–2762.
- [56] Y. Liu, M. Ott, N. Goyal, J. Du, M. Joshi, D. Chen, O. Levy, M. Lewis, L. Zettlemoyer, V. Stoyanov, Roberta: A robustly optimized bert pretraining approach, arXiv preprint arXiv:1907.11692 (2019).
- [57] H. Yan, T. Gui, J. Dai, Q. Guo, Z. Zhang, X. Qiu, A unified generative framework for various ner subtasks, arXiv preprint arXiv:2106.01223 (2021).
- [58] T. Gui, R. Ma, Q. Zhang, L. Zhao, Y.-G. Jiang, X. Huang, Cnn-based chinese ner with lexicon rethinking, in: Proceedings of the Twenty-Eighth International Joint Conference on Artificial Intelligence, IJCAI-19, International Joint Conferences on Artificial Intelligence Organization, 2019, pp. 4982–4988. URL: <https://doi.org/10.24963/ijcai.2019/692>. doi:10.24963/ijcai.2019/692.
- [59] H. Yan, B. Deng, X. Li, X. Qiu, Tener: adapting transformer encoder for named entity recognition, arXiv preprint arXiv:1911.04474 (2019).

- [60] D. Farmakiotou, V. Karkaletsis, J. Koutsias, G. Sigletos, C. D. Spyropoulos, P. Stamatopoulos, Rule-based named entity recognition for greek financial texts, in: Proceedings of the Workshop on Computational lexicography and Multimedia Dictionaries (COMLEX 2000), 2000, pp. 75–78.
- [61] Y. Yu, A. R. Khan, J. Xu, Measuring robustness for NLP, in: Proceedings of the 29th International Conference on Computational Linguistics, International Committee on Computational Linguistics, Gyeongju, Republic of Korea, 2022, pp. 3908–3916. URL: <https://aclanthology.org/2022.coling-1.343>.
- [62] S. Raza, C. Ding, Fake news detection based on news content and social contexts: a transformer-based approach, International Journal of Data Science and Analytics 13 (2022) 335–362.

Table 1: Bias Dimension and Biased Words/Phrases

Bias Dimension	Biased Words/Phrases
Gender	‘hysterical’, ‘emotional’, ‘weak’, ‘bossy’, ‘fragile’, ‘nagging’, ‘man up’, ‘tomboy’
Race	‘inner city’, ‘illegal alien’, ‘thug’, ‘exotic’, ‘uncivilized’, ‘model minority’, ‘white trash’
Socioeconomic Status	‘trailer park’, ‘lazy’, ‘freeloader’, ‘welfare queen’, ‘ghetto’, ‘lazy bum’, ‘filthy rich’
Age	‘senile’, ‘slow’, ‘old-fashioned’, ‘whippersnapper’, ‘elderly’, ‘young and naive’, ‘generation gap’
Disability	‘handicapped’, ‘crippled’, ‘invalid’, ‘sufferer’, ‘differently-abled’, ‘victim’
Religion	‘radical’, ‘terrorist’, ‘infidel’, ‘heathen’, ‘fanatic’, ‘holy roller’
Profession	‘greedy’, ‘dishonest’, ‘corrupt politician’, ‘crooked lawyer’, ‘greedy CEO’, ‘lazy government worker’
National	‘unpatriotic’, ‘alien’, ‘foreigner’, ‘outsider’, ‘immigrant’, ‘nationalist’
Education	‘uneducated’, ‘illiterate’, ‘dropout’, ‘underachiever’, ‘overachiever’, ‘smarty-pants’
Body Size	‘fat’, ‘slob’, ‘skinny’, ‘lardass’, ‘beanpole’, ‘plus-sized’

Table 2: Bias Annotation using BIO scheme

Word	Bias Annotation
The	O
overpriced	B-BIAS
product	O
from	O
the	O
highly	B-BIAS
successful	I-BIAS
company	O
was	O
surprisingly	B-BIAS
popular	I-BIAS
.	O

Table 3: Dataset Details with Training (train), Development (dev), and Test (test) Sets

Data Source	Domain	train	dev	test
BABE	News/Social Media	15,300	1,700	1,700
MIMIC (Clinical)	Healthcare	1,800	200	200
MACCROBAT	Healthcare	160	–	40
Job Hiring	Occupational	16,000	2,000	2,000

Table 4: Hyperparameter Settings and Training Details

Parameter/Method	Details/Value
Model	bert-base-uncased
Optimizer	Adam
Learning Rate	1×10^{-2}
Momentum	0.5
Weight Decay	0.01
Epochs	5
Batch Sizes	4, 8, 16, 32, 64
Batch Size (training)	16
Input Sequence Length	128 subword tokens
Dropout	Applied on input and hidden layers
Convergence Criteria	Negligible decrease in validation loss
Validation Strategy	Hold-out
Early Stopping	Implemented
Training Environment	Google Colab Pro
Hardware	NVIDIA Tesla T4 GPU
β_1	0.9
β_2	0.999
Epsilon	1×10^{-8}
Hidden Units	(Leaky) Rectified Linear Units (ReLUs)

Table 5: Comparison of various token classification models on three different categories: Social Media Bias, Health-related, and Occupational. The performance metric used is F1-score, expressed as a percentage, accompanied by the standard deviation (\pm) indicating the variability in scores across 5 runs. The best score is highlighted in bold.

Model	Social Media	Health-related	Job Hiring
Rule-based [60]	65.4 \pm 1.4	70.2 \pm 0.7	72.3 \pm 0.9
BiLSTM-CRF [36]	72.6 \pm 1.0	75.8 \pm 0.9	78.1 \pm 0.8
BERT-CRF [55]	80.7 \pm 1.3	82.3 \pm 0.7	83.5 \pm 0.6
RoBERTa [56]	82.8 \pm 0.7	83.6 \pm 0.9	80.5 \pm 0.5
CNN-NER [58]	76.2 \pm 1.1	78.1 \pm 0.0	73.4 \pm 0.9
BART-NER [57]	84.7 \pm 0.9	84.2 \pm 0.7	82.0 \pm 0.8
TENER [59]	85.7 \pm 0.52	86.4 \pm 0.6	85.1 \pm 0.5
NBIAS	86.9 \pm 0.2	89.1 \pm 0.8	90.3 \pm 0.4

Table 6: Confusion Matrix and Error Analysis for BIAS Entity Identification using NBIAS. The table presents the True Positives (TP), False Positives (FP), True Negatives (TN), and False Negatives (FN) for various bias types identified in the dataset, along with the Precision in percentage.

Dataset	Bias types	TP	FP	TN	FN	Precision
Health	healthy lifestyle	98	12	145	5	89.1%
	medical advancements	85	56	142	15	60.2%
	research findings	98	19	138	2	83.7%
Social Media	biased news source	112	10	157	8	91.8%
	political affiliation	95	7	162	16	93.1%
	political agenda	86	14	154	16	86.0%
Occupational	gender bias in hiring	63	5	172	8	92.7%
	ethnicity bias in hiring	49	4	173	11	92.5%
	age bias in hiring	45	8	170	13	84.2%

Table 7: *Robustness Test on NBIAS predictions: evaluating the model performance in identifying misspellings, synonyms, case sensitivity, semantics, and context*

<p><i>Original:</i> Conservative views are <i>superior</i>, <i>unlike</i> liberal ideas.</p> <p><i>Test Case:</i> Conservative views are <i>superrior</i>, <i>un like</i> liberal ideas.</p> <p><i>Expected:</i> Identifies misspellings.</p> <p><i>Actual:</i> Maps “superior” to “superrior”, fails with “un like”.</p> <p><i>Pass:</i> Partial.</p> <p><i>Test Type:</i> Spelling.</p>
<p><i>Original:</i> Women tend to <i>exaggerate</i> pain due to their <i>emotional nature</i>.</p> <p><i>Test Case:</i> Females tend to <i>amplify</i> pain due to their <i>emotional nature</i>.</p> <p><i>Expected:</i> Identifies synonyms.</p> <p><i>Actual:</i> Correctly maps “females” to “women” and “exaggerate” to “amplify”.</p> <p><i>Pass:</i> Pass.</p> <p><i>Test Type:</i> Semantics.</p>
<p><i>Original:</i> Asians are <i>more prone</i> to diabetes due to lifestyles.</p> <p><i>Test Case:</i> ASIANS have a <i>higher susceptibility</i> to diabetes, due to lifestyle.</p> <p><i>Expected:</i> Case insensitive and identifies synonyms.</p> <p><i>Actual:</i> Maps “ASIANS” to “Asians” and “more prone” to “higher susceptibility”.</p> <p><i>Pass:</i> Pass.</p> <p><i>Test Type:</i> Case Sensitivity, Semantics.</p>
<p><i>Original:</i> Women are <i>not fit</i> for leadership roles.</p> <p><i>Test Case:</i> Females are <i>not suitable</i> for leadership roles.</p> <p><i>Expected:</i> Identifies synonyms.</p> <p><i>Actual:</i> Maps “females” to “women” and “not fit” to “not suitable”.</p> <p><i>Pass:</i> Pass.</p> <p><i>Test Type:</i> Semantics.</p>
<p><i>Original:</i> Senior employees <i>resist</i> change and <i>severely lack</i> technological skills.</p> <p><i>Test Case:</i> Older employees are <i>resistant</i> to change and <i>lack</i> technological skills.</p> <p><i>Expected:</i> Recognizes context and severity change.</p> <p><i>Actual:</i> Maps “senior” to “older” , “resist” to “resistant”, fails to capture change in severity.</p> <p><i>Pass:</i> Partial.</p> <p><i>Test Type:</i> Context.</p>

Table 8: Evaluation of perceived bias in various statements by three evaluators (E1, E2, E3). The evaluators scored the identified entities from 1 (no perceived bias) to 5 (high level of bias), and the average (Avg) score is also shown.

Text	Identified Entity	Score			
		E1	E2	E3	Avg
Everyone using social media is just seeking attention.	seeking attention	4	4	3	3.67
People who don't exercise are lazy.	lazy	5	5	5	5.0
This job role is more suitable for men.	more suitable for men	5	5	5	5.0
She posts too much on social media, she must be narcissistic.	narcissistic	4	3	4	3.67
Overweight people simply lack self-control.	Overweight people, lack self-control	5	5	5	5.0
Only people with an engineering background are best fit in this role.	best fit	3	2.5	3	2.83