

# Evaluate and Guard the Wisdom of Crowds: Zero Knowledge Proofs for Crowdsourcing Truth Inference

Xuanming Liu, Xinpeng Yang, Xun Zhang, Xiaohu Yang  
 Zhejiang University  
 Email: {hinsliu, yangxinpeng, 22221024, yangxh}@zju.edu.cn

**Abstract**—Due to the risks of correctness and security in outsourced cloud computing, we consider a new paradigm called crowdsourcing: distribute tasks, receive answers and aggregate the results from multiple entities. Through this approach, we can aggregate the wisdom of the crowd to complete tasks, ensuring the accuracy of task completion while reducing the risks posed by the malicious acts of a single entity. However, the ensuing question is, how can we ensure that the aggregator has done its work honestly and each contributor’s work has been evaluated fairly?

In this paper, we propose a new scheme called zkTI. This scheme ensures that the aggregator has honestly completed the aggregation and each data source is fairly evaluated. We combine a cryptographic primitive called *zero-knowledge proof* with a class of *truth inference algorithms* which is widely studied in AI/ML scenarios. Under this scheme, various complex outsourced tasks can be solved with efficiency and accuracy. To build our scheme, a novel method to prove the precise computation of floating-point numbers is proposed, which is nearly optimal and well-compatible with existing argument systems. This may become an independent point of interest. Thus our work can prove the process of aggregation and inference without loss of precision. We fully implement and evaluate our ideas. Compared with recent works, our scheme achieves  $2 - 4\times$  efficiency improvement and is robust to be widely applied.

## 1. Introduction

Many users, finding themselves without the necessary resources to solve problems, must seek help from entities with access to more robust computational capabilities. Outsourcing is a common solution for this issue. However, ensuring that the service provider correctly fulfills its obligations and effectively solves the problem becomes a significant concern. A multitude of literature [1], [2], [3], [4], [5] has discussed the security and efficiency issues related to “verifiable computing” and “verifiable outsourcing.” However, these methods cannot yet be practically applied to very complex tasks.

We propose a different approach: instead of “outsource” the problem to a single entity, we “crowdsource” it to multiple entities. Each entity provides its own answers, and an aggregator then determines the truth of the problem,

drawing from this collective wisdom. Crowdsourcing [6], [7] is a popular paradigm for harnessing knowledge from a large number of workers. Its advantage lies in the fact that workers do not need to prove the correctness of their computation to the requester (which previously made up the major cost). As long as they truthfully complete their tasks and contribute their knowledge, their work will be included in an overall consideration (the aggregation). Furthermore, the collective wisdom of multiple servers can improve the accuracy of answers and avoid errors caused by single server failures.

Despite the participation of potentially malicious data providers, we can still assume that in real scenarios, the majority are honest individuals who willingly fulfill their duties and provide truthful solutions and answers in order to receive payment. Hence, it is possible to extract the true solution from a multitude of answers. This situation presents another objective, which is to fairly evaluate and safeguard the contribution of each data provider. Consequently, our main concern becomes:

*How can we ensure that the aggregator has completed the aggregation process correctly and truthfully?*

In this context, we define the aggregation task as being *correctly* executed if the aggregator, after receiving the answers from various data sources, can accurately infer the true answer to the problem from the wisdom of the crowds and evaluate each data source’s contributions and qualities fairly. Data sources that don’t work earnestly or provide malicious data should be detected, while those who fulfill their duties should receive a higher evaluation. We define *truthfully* as the aggregator executing process with integrity, not providing incorrect answers or overestimating some data sources’ contributions for its own benefit. Additionally, we consider the concept of *privacy*, meaning that sensitive information (such as the truth of a question) should not be revealed to irrelevant participants.

### 1.1. Our contributions

To extract the real answer to a problem from a multitude of data provided by various data sources, we must design different algorithms for the aggregation of various types of tasks. However, the fundamental approach to solve the problem remains consistent.

First, a technique called *truth inference* (see section 2 for background knowledge) is introduced for the above issue. It is a class of algorithms that can extract the real truth to a problem from a set of candidate answers. Furthermore, the algorithm can consider factors such as the quality of each data source and the difficulty of the problem, thereby improving accuracy. Second, to address the security issues mentioned above, these algorithms are combined with a cryptographic primitive called *zero-knowledge proof* (ZKP) for the first time. For ZKPs, there are two main notions: *verifiable* and *privacy-preserving*. In our context, the first notion of ZKP ensures that the aggregator performs the process with integrity, while the second ensures that the entire process does not leak sensitive information. By combining these two techniques, we achieve the "straw-man" concept, which uses ZKP to prove that the aggregator has honestly completed the truth inference algorithm, aggregating the results, inferring the truth, and evaluating the contributions of each data source. An overview of our works is given in section 3. To improve the precision of our model, a new framework for high-precision floating-point computation is designed as a building block. Under this framework, the issue of using ZKPs for proving the correctness of floating-point computation (see section 5) is addressed. This technique can be widely applied in scenarios requiring high-precision computations, such as machine learning. We also discuss how to combine *numerical analysis methods* and the precise calculation of the *sigmoid function* with ZKPs. Finally, we present a general scheme zkTI for the above problems and instantiate it with two practical algorithms for evaluation (see section 6).

It is discovered that the problems we are studying have a wide range of application scenarios, such as data annotation in machine learning and oracles in blockchain (see section 1.2 for details). The problem of excessive overhead in verifiable computation is addressed from a new perspective. The contributions can be summarized as follows:

- **Zero-knowledge proof for truth inference algorithms.** We propose a novel scheme, zkTI, which applies zero-knowledge proof techniques for truth inference algorithms. By fostering multi-party cooperation, the scheme allows for inferring the ground truth of tasks in outsourced computations and the determination of each data source's quality with high precision. Our scheme effectively prevents losses caused by a malicious aggregator, thereby safeguarding the collective wisdom. It is highly applicable in numerous real-world scenarios. We have instantiated this scheme with various existing algorithms, demonstrating both high accuracy and efficiency.
- **zk-SNARK for floating-point computations.** In the process of addressing the above problems, we build a block that can prove the correctness of precise computation of  $w$ -bit floating-point numbers with a circuit overhead of  $O(w)$ . Therefore, compared to previous security schemes, our truth inference process does not suffer from precision loss. By leveraging existing ZKP technology, this process becomes non-interactive, succinct, and zero-knowledge. This result appears to be optimal as the essential check

of a number to be  $w$ -bit already imposes a lower bound of  $O(w)$  decomposition overhead. This technique can enhance precision in various existing works of MPC and ZKPs and may be an independent point of interest.

- **Implementation and evaluations.** We have implemented and evaluated our scheme across different dataset scales. The outcomes demonstrate that our scheme's efficiency is  $2 - 4\times$  higher than that of recent work [8]. For a dataset comprising a large volume of labels, the algorithm's result can be proven within 20 seconds, incurring minimal verification and communication overhead. Moreover, our scheme is flexible, capable of adapting to various algorithms and scenarios. We have fully open-sourced our code (See sec. 7).

## 1.2. Example applications

Many real-world scenarios align with our proposed model. A prototypical example of such a system is Stack-Overflow [9], a question-and-answer platform where users seek answers from crowds. The aggregator in this instance can filter and present the most accurate response from the collected responses. In this section, we delve into other distinct scenarios where our scheme can be effectively applied. **Data annotation in AI/ML.** Data serves as a fundamental element for machine learning (ML) and artificial intelligence (AI). Crowdsourcing for data annotation to obtain labeled datasets for model training is a prevalent strategy.

Take Scale.AI [10], a distinguished data annotation firm, as an example. It operates two prevalent modes of data annotation. The first approach [11] entails the company hosting the datasets for annotation, distributing these to numerous annotators, and then aggregating the annotated data to return to the user. The second approach [12] allows users to assemble their own annotation team, distribute tasks to them, and remunerate them accordingly.

Regardless of the method, the goal remains the same: accurate data annotation and fair evaluation and remuneration of the workers. Our scheme fits perfectly in this context. In the first method, the company can employ our scheme to aggregate responses from the annotators and furnish the results to the user, who can then verify their correctness using the company-provided proof. In the second method, the user can use our scheme to aggregate responses directly and present the results along with the inferred contribution of each worker. We discuss this scenario further in section 3.

**Blockchain oracles.** Blockchain oracles [13] serve as interfaces that fetch off-chain data for on-chain smart contracts. The data could range from stock prices to weather forecasts or football match outcomes, which the smart contracts utilize for specific operations.

A typical method of implementing a blockchain oracle involves a server collecting and directly publishing data to a smart contract. However, such centralized solutions risk failure due to single-point vulnerabilities, and an individual server might even release erroneous data, causing losses to applications [14].

Our scheme comes in handy for implementing decentralized oracles. We can engage multiple data sources, including authoritative institutions or independent individuals. When a smart contract requires data, a server retrieves potential answers from these data sources, aggregates them using our method, and presents the results along with a proof to the smart contract. The smart contract can act as a verifier in a ZKP system to validate the proof. If the verification is successful, it signifies honest data aggregation by the server. Additionally, the server can remunerate various data providers based on their contribution inferred by the algorithm.

### 1.3. Related work

**Security and privacy of truth inference.** Truth inference algorithms are well-studied in the field of AI [15], [16]. The research mainly focuses on the accuracy of the algorithm and expanding the scenarios in which the algorithm can be applied. In recent years, many works have begun to focus on the privacy and security aspects of the algorithms [8], [17], [18], [19], [20], [21], [22]. Some works are dedicated to ensuring high accuracy of the algorithms while not revealing the workers' privacy (i.e., their answers), which is called *privacy-preserving*. They utilize some cryptographic techniques, such as garbled circuits [19] and differential privacy [18], [22]. Their work is orthogonal to ours, and these methods usually entail substantial overhead. In section 6.3 we also discussed how to incorporate some privacy-focused methods into our framework. In existing works, [8] is the closest work related to our objective. They use a pairing-based method to convert the necessary computations into a verifiable process. However, we found that our method is more efficient than theirs and also has more application scenarios..

**Zero-knowledge proofs.** The concept of ZKP was first proposed by Goldwasser et al. in [23] and has seen widespread development in recent years. The most widely used are circuit-based systems [1], [24], [25], [26]. Their design offers different trade-offs among proving time, verification time, and proof size. In our work, we utilized existing ZKP systems [24], [27]. Moreover, since our circuit design is independent of the system used, theoretically, we can use any existing system as our backend.

**Floating-points in ZKPs and MPC.** The computation of floating-point numbers has always been a topic of research in zero-knowledge proofs and other fields of *multi-party computation* (MPC). There is a demand for accurately expressing calculations of real numbers using arithmetic circuits, so that ZKPs and other MPC techniques can be applied in scenarios requiring high-precision computations (like AI/ML).

In the existing literatures, [28] proposed a method for quickly and simply calculating fixed-point number multiplication. However, it is well known that fixed-point numbers have lower computational precision and are not suitable for scenarios requiring high-precision calculations. Floating-point numbers, on the other hand, provide a more precise

calculation method. [29] etc. have proposed methods to support fixed-point and floating-point computation in MPC systems. Their methods need nearly  $O(w^2)$  gates for computations for  $w$  bits real number.

[30] proposes a method to support floating-point computation in ZKP systems by converting the computation of two floating-point number into binary circuit referring to the IEEE-754 standard [31]. This is the first method that can fully express high-precision floating-point calculations. However, their method is not efficient enough: to prove a multiplication of two 32-bit numbers, it takes nearly 8000 gates, which makes it hard to be applied in practice.

Recent years, [32] introduces a method that can prove the computation in a batch with the properties of *succinct* and *zero-knowledge*, while it is said that has a small prover overhead (without implementation). The downside of this method is that there are multiple rounds of interaction between the prover and the verifier. Also, this method cannot be naturally applied in the existing proof system backend (that is, represent all the effort in a constraints system), but requires additional adaptation work. Additionally, the verifier incurs an extra cost to achieve sub-linear verification. What's more, they did not provide a concrete implementation for their ideas to be evaluated. To address the aforementioned issue, in this paper, we inherit their idea and make some improvement, making the method more practical and well-compatible with existing ZKP systems. In addition, we also provide a concrete implementation.

## 2. Background: crowdsourcing truth inference

We formally introduce the concept of truth inference in crowdsourcing and the classification of the problem targets.

As previously mentioned, in crowdsourcing tasks and other issues requiring the aggregation of information from multiple data sources, there are low-quality or even malicious workers/data sources. Therefore, we need a server to aggregate data from multiple sources and infer the correct answer to the problem. We say the process of aggregating data and inferring the correct answer (truth) is the *truth inference* process and the algorithm applied to infer the truth is the *truth inference algorithm*. This fundamental problem has been widely studied in the field of database (DB) and artificial intelligence (AI). Refer to this [15] very detailed review article for more information.

**Truth inference.** We formally define the problem here. For the sake of brevity, we say the problems to be solved is a *task set* of  $n$  task, say:  $\mathcal{T} = \{t_1, t_2, \dots, t_n\}$ . Each task has a *ground truth*  $v_i^*$  which is the real answer for this problem. For those who answer the problem with their efforts (like a data source or a worker), we call them *workers* of  $m$  worker formally, say:  $\mathcal{W} = \{w_1, w_2, \dots, w_m\}$ . For each task  $t_i$ , each worker has a *answer* given by her. We use  $v_i^j$  to denote the answer given by  $w_j$  for task  $t_i$ . Given the workers' answer set  $\mathcal{V} = \{v_i^j\}$ , the main goal of truth inference algorithm is to infer the correct answer for all tasks. For some algorithms, they also consider the *quality* of each worker. We use  $q_j$  to denote the quality of work  $w_j$ .

$\mathcal{W}$ : workers	$\mathcal{V}$ : answers	output	ground truth
$w_1$ : Alice	$v^1$ : 381m	378m	381m
$w_2$ : Bob	$v^2$ : 383m		
$w_3$ : Carl	$v^3$ : 370m		

TABLE 1. EXAMPLE: THE HEIGHT OF *the Empire State Building*

**Example.** If the task is *what's the height of the Empire State Building*, the ground truth is the real height of the building. The workers are the people/industries who answer the question. The answers are the height of the building given by each worker. The result of truth inference will be the output of the applied algorithm after inferring from the answers. Here a normal *average algorithm* may be used. See table 1 for a more detailed description.

**Task classification.** In [15], the authors categorize truth inference tasks into three types: *decision-making tasks*, *choice tasks*, and *numerical tasks*. Decision-making tasks are those tasks that require a binary answer, like *is Argentina the champion of the World Cup?*. Choice tasks are those tasks that require a choice from a set of options, like *which of the following figure is a cat, given 4 figures of A, B, C and D?*. These tasks are more like asking workers to classify the given objects. If a task has  $l$  possible class, we denote them as  $\mathcal{C} = \{c_1, \dots, c_l\}$ . One can easily find out that if the choices given are two classes, a choice task is degenerated into a decision-making task. Numerical tasks are those tasks that require a numerical answer, like *what's the height of the Empire State Building?* (the above example).

### 3. Protocol overview

In this section, we give an overview of the settings and threat model of our protocol. Then a straw-man idea applying simple MV algorithm is given as an example. Finally we discuss the problems and solutions of this idea. **Protocol settings and goals.** For ease of description, we consider a scenario where a data owner  $D$  possesses some problems that acquiring for addressing. He may distribute these tasks to many workers for a crowdsourcing. In this process, firstly, the data owner aims to acquire the truth/result of each task as accurate as possible. Secondly, the fairness of this process should be promised as well. The qualities of each worker should be evaluated fairly (e.g., workers should receive fair payment commensurate with their efforts). An aggregator will collect each entity's answer and perform the aggregation process.

Note that  $D$  could act as the aggregator himself, or he could delegate this role to a middle entity. Our analysis identifies two major types of processes. (see Figure. 1).

- (a) Here  $D$  outsources the problem to a middle entity  $\mathcal{A}$  (the aggregator) first. Then  $\mathcal{A}$  assigns the tasks to employed workers. After receiving the answers,  $\mathcal{A}$  runs the aggregation process on behalf of the data owner. To achieve fairness,  $\mathcal{A}$  needs to convince  $D$  that he has indeed used the workers' answers, and aggregate to get the result

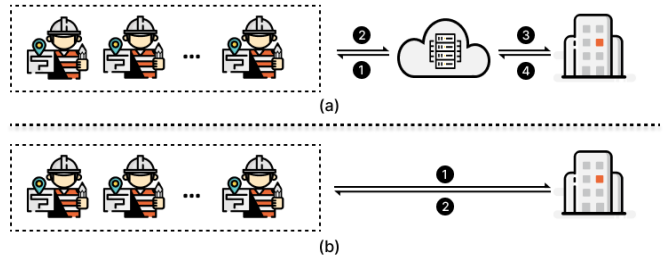


Figure 1. Two cases of crowdsourcing. In (a)  $D$  crowdsources his problems through a middle entity  $\mathcal{A}$ ,  $\mathcal{A}$  is responsible for the aggregation process. In (b)  $D$  crowdsources the problems to workers directly.

with integrity and validity, in order to receive a certain compensation.

- (b) The data owner  $D$  outsources the tasks to workers directly. Tasks are assigned to each worker in the same way. In this case  $D$  is actually the aggregator  $\mathcal{A}$ . After receiving all of the answers,  $D$  is supposed to run an aggregation process. In this process, we mainly define fairness as  $D$  is supposed to pay the workers based on their inferred qualities. In this case, we also care about privacy. That is, when  $\mathcal{A}$  execute the protocol with a worker, the worker should not gain any useful information beyond his own answer.

Both modes can be practically applied in real-life applications (we give examples in 1.2).

**Threat model.** We consider a malicious aggregator that after receiving the workers' answers, he might run the aggregation process and get the truth and workers' quality incorrectly to favor his own interests. In this way he would fail to pay each worker the compensation they deserve, which harms the workers' interests. And he may give the data owner incorrect result as well. Specifically, we assume that in the both modes, the aggregator will not collude with the workers. This is a reasonable assumption, as if the two parties were to collude, the result of the data annotation would be meaningless. Additionally, we aim to ensure that no additional private information is leaked during the execution of the protocol. For example, in setting (b), when  $D$  is running the protocol with one worker, the worker may be curious about the ground truth of the task, along with the answers provided by other workers.

**A straw-man protocol using Majority Vote.** Here we first give a straw-man protocol applying a simple Majority Vote (MV) algorithm. For each task, the truth will be inferred as the most frequent result given by the workers.

We consider Figure. 1 (a) for an example. In this protocol, the aggregator  $\mathcal{A}$  distributes the tasks to workers  $\mathcal{W}$  and receives their answers directly. Formally, given the answers  $\mathcal{V}$  from the workers, and assume each task has a possible domain of  $\mathcal{C}$ , then  $\mathcal{A}$  runs the MV algorithm to get the aggregation result as follows. For each task  $t_i \in \mathcal{T}$ , we infer the truth  $v_i^*$  as:

$$v_i^* = \arg \max_{c \in \mathcal{C}} \sum_{w_j \in \mathcal{W}} \mathbb{1}(v_i^j, c)$$

Here  $\mathbb{1}(\cdot, \cdot)$  is an indicator function. As stated in our defined threat model, to ensure the aggregator honestly completes the work, we consider that  $\mathcal{A}$  should convince the data owner  $D$  and the workers he have indeed executed the aggregation process effectively and the inferred truth is valid. On the other hand, the workers should not know anything else except for his/her quality.

To achieve this,  $\mathcal{A}$  can convert the above relation into a *arithmetic circuit* and apply a zero-knowledge proof system for it.  $\mathcal{A}$  first execute the MV algorithm to get the inferred truth of each task. Then he converts the process into a circuit and run the argument system with the verifier (a specific worker or the data owner). The ZKPs applied can also guarantee that no other information leaks except for the answers of the worker himself.

**Problems and solutions.** Despite its potential, the aforementioned straw-man protocol comes with some limitations. Firstly, the MV algorithm is essentially a rudimentary algorithm. Many scenarios require the computation and processing of continuous data, such as numerical tasks, where the MV algorithm does not currently support. Additionally, a significant drawback of this aggregation strategy is the equal treatment of all workers, regardless of the quality of information provided, which can differ considerably among workers. Some workers may even intentionally provide incorrect data. As a result, the MV algorithm does not account for the quality of workers. We aim to develop a method that does consider worker quality, assessing it during the execution process. Several algorithms already exist that adjust the impact of results based on worker quality [33], [34], [35], [36]. Therefore, we aim to enhance our protocol’s adaptability to a broader range of truth inference algorithms, accommodating varying scenarios and requirements.

Secondly, the current protocol construction cannot ensure consistency between the algorithm’s input and the data submitted by workers. A malicious data owner could use alternative data to run the algorithm for their own benefit.

To overcome these issues, we initially consider incorporating more algorithms into our protocol. However, expanding the protocol to include more truth inference algorithms is a non-trivial thing. Most truth inference algorithms require several iterations and precise floating-point computations. Some more complex algorithms even require *numerical optimization* methods for resolution [35], posing a significant challenge for existing ZKP systems. The introduction of fixed-point numbers is a temporary solution, but it falls short in scenarios requiring high-precision computation. To navigate this barrier, we design a new framework that applies *zk-SNARK* to floating-point computations for generality.

Our design starts on the *relative error model* introduced by [32]. We made several improvement for it and the result is the circuit representation of floating-point number computation with high precision. This design enables the expression of addition, multiplication, and division within a circuit. Thereby the computation result can be proved in a succinct and non-interactive way with high efficiency combined with ZKP systems. Further, we discuss how to represent the relation of numerical methods and some special function

like *sigmoid* in a circuit. See section 5 for further details and other extensions.

For the second issue, we utilize a commitment scheme to ensure consistency between the algorithm’s input and the submitted data. Based on this scheme and our previous designs, we propose a general protocol *zkTI* for crowdsourcing truth inference using zero-knowledge proofs. This protocol ensures the verifiability of the inferred truth of problems and the quality of crowds, while also protecting the privacy of the utilized data. See section 6.1 for our formal definition and further details.

## 4. Preliminaries

We have inherited most of the symbols involved in truth inference algorithms from [15]. We use  $:=$  representing in a constraint the value on both side of the operand must be equal. We use  $\circ$  to denote a Hadamard product while use  $\cdot$  to denote a matrix product for matrices and a normal product for integers. "PPT" stands for probabilistic polynomial time.

### 4.1. Zero-knowledge arguments

Given a known NP relationship  $\mathcal{R}$  and some common inputs  $x$ , an argument system allows a prover  $P$  to convince a verifier  $V$  that there exists a witness  $w$  that satisfies the relation  $\mathcal{R}(x, w) = 1$ . We say the system is an *argument of knowledge*, if the prover is supposed to convince the verifier of the statement and the fact  $P$  actually knows the witness  $w$ .

**NIZK.** In this work we consider a family of *zero-knowledge non-interactive argument of knowledge* (NIZK) system, allows the prover to convince the verifier of some statements without revealing the sensitive information in one round. The system is consists of a tuple of algorithms  $\Pi_{\text{ZK}} = (\text{Setup}, \text{Prove}, \text{Verify})$ . In the **Setup** phase it generate public parameters  $\text{pp}$ . In the **Prove** phase  $P$  generates a proof  $\pi$  using  $\text{pp}$  and the witness  $w$ . Finally in the **Verify** phase  $V$  checks if the proof is valid and outputs 0/1 representing accepts the proof or not. The system should have the following properties:

- **Completeness.** For every  $\text{pp}$ , valid inputs  $x$  and witness  $w$ , the verifier accepts the proof generated by the prover with the probability 1.
- **Knowledge soundness.** For any PPT prover  $P^*$ , there exists a PPT extractor  $\mathcal{E}$  that extracts the witness  $w^*$  out, that is:  $\mathcal{E}^{P^*}(\text{pp}, x, \pi^*) \rightarrow w^*$ . The following relation is  $\text{negl}(\lambda)$ :

$$\Pr[\mathcal{R}(x, w^*) \neq 1 \wedge \text{Verify}(x, \pi^*, \text{pp}) = 1]$$

- **Zero-knowledge.** There exists a PPT simulator  $\mathcal{S}$  that for any PPT algorithm  $V^*$ , the output of the simulator is indistinguishable from the real proof. The following relation holds:

$$\text{View}(V^*(\text{pp}, x)) \approx S^{V^*}(x)$$

**zk-SNARK.** If the proof size  $|\pi|$  is  $\text{poly}(\lambda, |x|, \log |w|)$ , we say the NIZK system is *succinct*. So that we obtain

a *zero-knowledge Succinct Non-interactive ARgument of Knowledge* (zk-SNARK). The above definition is commonly used in existing zk-SNARK constructions.

**Rank-1 constraint systems.** In order to apply zk-SNARKs to practical problems, we need an appropriate way to express the relationships in real-world scenarios. A common choice for argument systems is to target the problem of rank-1 constraint systems (R1CS). Since many actual problems are represented using arithmetic circuit (a circuit consists of addition and multiplication gates), R1CS is a natural choice to generalize the circuits.

Give a finite field  $\mathbb{F}$ , a R1CS instance is a tuple  $\mathbb{R} = (\mathbb{F}, A, B, C, io, m, n)$  where  $io$  is the public input of the instance (relation), and  $A, B, C \in \mathbb{F}^{n \times m}$  where  $m \geq |io| + 1$  denotes the variable number in the instance and  $n$  is the number of non-zero entries in each matrix. The instance is satisfiable if there exists a witness  $w \in \mathbb{F}^{|m-io-1|}$  such that  $(A \cdot z) \circ (B \cdot z) = (C \cdot z)$  and  $z = (1, io, w) \in \mathbb{F}^m$ . Here the witness  $w$  is called the solution to the instance.

**Our zero-knowledge proof backend.** For zero-knowledge proof (ZKP) systems, there should be some trade-offs in terms of prover time, verification time, and proof size. For our construction, we need a zero-knowledge proof system to generate proofs as efficient as possible. Furthermore, in the application scenarios we proposed, many situations require the integration of *blockchain* and *smart contracts*. This necessitates our system to be non-interactive and have a relatively small proof size. Considering the above factors, we have chosen GROTH16 [24] and SPARTAN [27] as the backends for our ZKP system in the implementation and evaluation. The former is the most widely used zk-SNARK system in the industry with constant-size proof size and optimal verification cost. While the latter has the nearly fastest open-sourced ZKP prover.

## 4.2. Commitment schemes

A commitment scheme allows one to commit to a value, while doesn't reveal any additional information itself. The commitment can be opened later. This scheme consists of a series of algorithms that satisfy the following properties: *binding* and *hiding*. The former means that a commitment cannot open to two values. The latter means that the commitments reveals no information about the value it opens to. The scheme may be interesting if it has an additional property called *succinctness* meaning that the size of the commitment is much smaller than the size of the value it opens to.

In this paper we mainly consider the two algorithms KGen and Commit:

- $\text{KGen}(1^\lambda) \rightarrow (\text{ck})$  generate a commitment key  $\text{ck}$
- $\text{Commit}(\text{ck}, x; r) \rightarrow c$  takes input a value  $x$  and generates the commitment  $c$  upon some randomness  $r$ .

**Commit-and-Prove SNARK.** [37] introduces a popular framework that allows to construct a SNARK from a modular compositional way. The framework is called *Commit-and-Prove SNARK* (CP-SNARK). The idea is: given a commitment scheme  $C$ , one can first commit to the witness of

the NP relation and then use the commitment as the input to the SNARK. The SNARK then proves that the commitment opens to a valid witness. The framework is secure if both the commitment scheme and the underlying SNARK are secure.

## 5. Building block: zk-SNARK for high precision floating-point computation

In this section, a new design is introduced, taking  $O(w)$  gates for applying single floating-point computation in a ZKP system. Here  $w$  is the precision of the floating-point number.

**Motivation.** To explain our motivation, let us first consider a method [33] of aggregating answers to infer the truth of the problem as follows. Given the weight  $q_j$  of each worker, the ground truth  $v^*$  of each object can be updated as below:

$$v_i^* = \frac{\sum_{j=1}^m q_j * v_i^j}{\sum_{j=1}^m q_j} \quad (1)$$

Here, this method takes workers quality into consideration. The truth of the problem is obtained by aggregating the answers of each worker with the qualities as weights. There is other algorithms that has more complex computation process than this instance (see 6.2).

However, one will quickly notice that if the values involved in the computation are all floating-point numbers, the above computation cannot be directly expressed in an arithmetic circuit. This is because ZKP systems are usually built on certain finite fields, which requires the wires used in the circuit must be integers, not real numbers. Additionally, arithmetic circuits do not directly support division operations.

There are literatures using a "scale" method to solve the problem, which is a common trick in literatures [8], [20]. That is, we can scale the values in the circuit by a large enough *scale factor*  $L$ , then the real numbers can be represented as integers. This is a special case of the *fixed-point number*. However, fixed-point numbers have inferior precision, which is unsuitable for our work. Particularly, fixed-point numbers struggle with continuous multiplication operations. In a nutshell, the above method lacks generality. As for other works with similar objectives, we give a brief review and comparison in 1.3.

In addition, floating-point computation is also crucial for other fields such as finance, auditing, mathematics, and AI/ML. To apply verifiable computing techniques on these applications, a generic method to support floating-point computation in ZKP systems is essential.

### 5.1. Our methods

Our methods are based on the work of [32], yet we have made several enhancements to render it a *non-interactive* system. This modified system can be seamlessly integrated with any existing ZKP backend, while still has a comparable

efficiency. In addition, we extend the scheme to support division operation (which is not implemented in the former work). Finally, we fully implement our methods.

**Floating-point number.** A floating-point number is represented as  $v = s * 2^{e-w}$ , where  $w$  is the *precision*,  $e$  is the *exponent* and  $|s| \in [2^{w-1}, 2^w)$  is a  $w$ -bits integer. One thing worth noting is that the *most-significant* bit of  $s$  is always 1 due to the *normalization* operation. For example, in the IEEE-754 standard, for a 32-bit floating-point number,  $w = 23$  and  $e$  is a 8-bits integer. For simplicity, in this paper we assume  $s$  is a positive number and we omit the fixed  $w$  in the exponent during the description. So a floating-point number can be represented as a pair  $(s, e)$  (the same as in [32]).

**Method from relative error model.** We first provide a brief summary of [32]’s design. Unlike the *deterministic* methods [30] by proving the computation is actually performed in IEEE-754 standard (which introduces the main overhead), [32] proposes a *relative error* model. The idea is that, to prove the computation of two values  $a, b$ , instead of proving the computation of  $c = g(a, b)$  directly, it asks the prover to provide the value  $c$  that satisfies the following relation:

$$|g(a, b) - c| \leq \delta |g(a, b)| \quad (2)$$

Here,  $g(a, b)$  is the theoretical computation result, e.g.,  $g(a, b) = a \cdot b$  for a multiplication,  $\delta$  is a common input called *relative error* (or precision). The verifier will accept  $c$  as the computation result if the above relation holds. Taking a multiplication for example, specifically, for  $w$ -bits floating-point numbers, (2) can be represented as:

$$|s_a \cdot 2^{e_a} \cdot s_b \cdot 2^{e_b} - s_c \cdot 2^{e_c}| \leq \delta |s_a \cdot 2^{e_a} \cdot s_b \cdot 2^{e_b}| \quad (3)$$

Here we replace  $a, b, c$  with their corresponding floating-point representations. To prove the above relation holds, [32] first rewrite the relation as:

$$|s_a \cdot s_b - s_c \cdot 2^{e_c - e_a - e_b}| \leq \delta |s_a \cdot s_b| \quad (4)$$

Then the prover needs to calculate the auxiliary inputs:

$$\begin{aligned} \lambda &= e_c - e_a - e_b, \\ x &= \delta^{-1} \cdot (s_a \cdot s_b - s_c \cdot 2^\lambda), \\ y &= s_a \cdot s_b, \\ z &= (y - x)(x + y) \end{aligned} \quad (5)$$

Now the prover only needs to give a range proof of:  $z > 0 \iff (y - x)(x + y) > 0 \iff |x| < |y|$ . This approach sidesteps the need to perform a standard computation in the circuit for each bit of a floating-point number (like [30]), thereby significantly reducing the overhead. To give this range proof, they use a *three-square theorem* for proving  $z$  can be represented as the sum of three squares. This introduces the additional overhead for finding three integers  $\{r_i\}_3$  satisfies  $z = r_1^2 + r_2^2 + r_3^2$ . It’s said that it can be done in  $O(w^2)$  time where  $w$  is the bit-length of the number. The approach can obtain the properties of succinctness and zero-knowledge with additional efforts.

However, we found that their methods are difficult to

integrate with existing ZKP backends. First, their system requires a two-round interactive process so that cannot be considered as a SNARK construction. Secondly, their protocol demands a substantial communication overhead (approximately double that of the regular protocols), and extra work is required to achieve a sub-linear verification efficiency for the verifier. Most importantly, we found that the process of finding the three-square decomposition for a number actually introduces additional overhead for the prover. If the optimization method for *primality test* is not introduced, it will become the main bottleneck when dealing with large-scale numbers (e.g.,  $w = 40$ ). Finally, their scheme cannot promise the output of computation is still a number conformed to IEEE-754 standard (with a 23-bit  $w$ ) as well. Therefore, a new method should be considered that follows the standard and can be more easily integrated with existing ZKP systems while maintaining acceptable efficiency.

**Our design.** We start our design from the model 2 introduced by [32] as well. Our observation is, if we want to make sure  $c = (s_c, e_c)$  (which is a non-deterministic input) is actually a valid answer of  $g(a, b)$ , we can ask the prover to prove that  $c$  is calculated according to some correct process. For example, if we want to calculate the multiplication of  $a \cdot b$  in plain math, we can first calculate  $\hat{s}_c = s_a \cdot s_b$  then normalize the result as  $s_c = \hat{s}_c * 2^{-\theta}$ , where  $\theta$  is the normalization factor (right shift times). The exponents will be calculated as  $e_c = e_a + e_b - \theta$ . However, it is easy to find the integer  $s_c$  may not be a integer actually. So we need a process called *rounding*. Here we round  $s_c$  to the floor integer  $\lfloor s_c \rfloor$ . To convince that the rounding is valid, we apply the relative error model 2. Now we need to prove:

$$\begin{aligned} s_a \cdot s_b \cdot 2^{-\theta} - s_c &\leq \delta (s_a \cdot s_b \cdot 2^{-\theta}) \iff \\ s_a \cdot s_b - s_c \cdot 2^\theta &\leq \delta (s_a \cdot s_b), \\ e_c + \theta &= e_a + e_b \end{aligned} \quad (6)$$

The above constraints can be added into a R1CS instance and be argued by P and V through a zk-SNARK backend later. It can be find that we obtain 4 in a simpler form from another way. Addition (subtraction) and division can be done in a similar way.

For division of  $a, b$ , we first scale  $s_a$  for  $2^w$  so that the division result  $\hat{s}_c = \frac{s_a \cdot 2^w}{s_b}$  will hold in a finite field. After that we apply normalization for  $s_c$  as same as above. The exponents should satisfy that  $e_c + \theta = e_a + w - e_b$ . So the instance should include the following constraints:

$$\begin{aligned} s_a \cdot 2^w - s_c \cdot s_b \cdot 2^\theta &\leq \delta (s_a \cdot 2^w), \\ e_c + \theta &= e_a + w - e_b \end{aligned} \quad (7)$$

For additions (subtractions), we first scale the operands to the same exponent, then add (subtract) them together, and finally round the result to the nearest integer. Taking addition for  $a, b$  as an example, suppose  $e_a \geq e_b$ , we first scale  $s_a$  for  $2^\lambda$  where  $\lambda = e_a - e_b$ , then we can calculate  $\hat{s}_c = s_a \cdot 2^\lambda + s_b$  in a finite field. After that we apply normalization for  $s_c$  for the same. Here the exponents should satisfies that  $e_c + \theta =$

$e_b$ . The corresponding instance should include the following constraints:

$$\begin{aligned} s_a \cdot 2^\lambda + s_b - s_c \cdot 2^\theta &\leq \delta(s_a \cdot 2^\lambda + s_b), \\ e_c + \theta &= e_b, \\ e_b + \lambda &= e_a \end{aligned} \quad (8)$$

To see the  $\leq$  relation in the above constraints holds, we introduce a **compare** gadget: to prove that  $x \leq y$  where  $x, y$  are  $w$ -bits integers, we can calculate  $m = x - y + 2^w$ . Then we bit-decompose  $m$  to  $w + 1$  bits following the techniques in the literature [1]. If the most significant bit is 0, then  $x \leq y$  holds. Otherwise,  $x > y$  holds. The above relation can be restricted by the following constraints:  $m = \sum_{i=0}^w 2^i \cdot m_i$  and  $(1 - m_i) \cdot m_i = 0$  for each  $m_i$ . In this way we avoid the overhead for finding the three-square decomposition and the subsequent actions. And the whole relation can be enforced into a R1CS directly which can be easily applied in existing zk-SNARK backends.

## 5.2. Circuits for floating-point computation

Now we formally describe the circuits for common operations in floating-point computation. We first set some concrete parameters. Given the floating-point numbers  $a, b, c$ , if  $s_a, s_b, s_c$  are all  $w$  bits integers, we can set  $\delta = 2^{-(w-1)}$ . For example, in a 32-bit floating-point computation, we can set  $w = 23$  and  $\delta = 2^{-22}$ . This precision is enough for most of applications.

**Optimization for circuits.** It can be seen that in relations (6,7,8), there is a need for restricting the exponential computation between  $(\theta, 2^\theta), (\lambda, 2^\lambda)$ . It takes a lot of constraints to enforce the relation. We optimize the circuits by the similar observation of [32]. This is a property came from the normalization for each operation. We first take the multiplication gate for an example.

**Lemma 5.1.** *In relation 6, if  $s_a, s_b, s_c$  are all  $w$  bits integers, then  $\theta \in \{w - 1, w\}$  always holds.*

The same idea applies for 5.2, 5.3. We leave the proofs in appendix A.

The similar observations applies for the other gates as well. With these observation, we can enforce the constant  $w, w - 1$  and  $2^w, 2^{w-1}$  into the circuit directly. Then we restrict the value of  $\theta$  by adding a selector  $(\theta - w)(\theta - (w - 1)) = 0$ . This can save the overhead for restrict the exponential relation between  $(\theta, 2^\theta)$ . For one more thing, we need to restrict the range of  $s_c$  in  $[2^{w-1}, 2^w)$ , which can be done with a  $w$ -bits decomposition again. Thus we obtain the optimized circuit for multiplication gate from relation 6.

We leave the construction of gadgets be used in appendix B. In the step 3 we restrict the value of **mid** using a interpolation method. We can derive the circuits for division gates in the similar way.

**Lemma 5.2.** *In relation 7, if  $s_a, s_b, s_c$  are all  $w$  bits integers, then  $\theta \in \{0, 1\}$  always holds.*

$\text{Mul}_w(a : (s_a, e_a), b : (s_b, e_b), c : (s_c, e_c)):$

1.  $e_c + \theta := e_a + e_b$
2.  $(\theta - w)(\theta - (w - 1)) := 0$
3.  $\text{mid} := (\theta - (w - 1)) \cdot 2^w - (\theta - w) \cdot 2^{w-1}$
4.  $x := s_a \cdot s_b, \quad y := s_c \cdot \text{mid}, \quad z := \delta^{-1} \cdot (x - y)$
- 5.1 :=  $\text{compare}_{2^w}(x, z)$
- 6.1 :=  $\text{bit\_decompose}_w(s_c, \{s_{c_i}\})$

---

Denote **mid** for  $2^\theta$ . The **compare** and **bit\_decompose** gadget takes  $O(w)$  gates and the whole circuit contains approximately  $3w$  constraints.

$\text{Div}_w(a : (s_a, e_a), b : (s_b, e_b), c : (s_c, e_c)):$

1.  $e_c + \theta := e_a + w - e_b$
2.  $\theta \cdot (\theta - 1) := 0$
3.  $\text{mid} := \theta + 1$
4.  $x := s_a \cdot 2^w, \quad y := s_c \cdot s_b \cdot \text{mid}, \quad z := \delta^{-1} \cdot (x - y)$
- 5.1 :=  $\text{compare}_{2^w}(x, z)$
- 6.1 :=  $\text{bit\_decompose}_w(s_c, \{s_{c_i}\})$

---

The whole circuit contains approximately  $3w$  constraints.

**Lemma 5.3.** *In relation 8, if  $s_a, s_b, s_c$  are all  $w$  bits integers, then  $\theta \in \{\lambda, \lambda + 1\}$  always holds.*

For addition gates, first we can obtain the lemma 5.3. However, we haven't tackled the relation of  $(\lambda, 2^\lambda)$ . Because of the gap between two exponents can be arbitrarily large, we cannot enforce  $\lambda$  into circuit again. Thus we use a repeated-squaring method to compute the value of  $2^\lambda$  of the given difference  $\lambda = e_a - e_b$ . Given a  $\lambda$ , we can compute  $2^\lambda$  with  $O(\log \lambda)$  multiplications. In appendix B we give this construction. Lastly, we supplement with another optimization. In practical computation, we can't ensure that  $e_a \geq e_b$ . Hence, we allow  $(s_a, e_a)$  and  $(s_b, e_b)$  to pass through a permutation circuit to ensure the above relationship holds. This is inspired by [38]. Putting things together, we give the addition circuit.

To further reduce the overhead of the repeating-square method, we can restrict  $\lambda$  to a certain range. That is, if  $w$  exceeds this range, we let  $c = \max(a, b)$  directly. This makes sense because a larger  $\lambda$  means the magnitude difference between the two operations is getting bigger. When the difference is too large, we can ignore the smaller operand. Further, we can demonstrate that once  $\lambda$  surpasses a specified threshold  $\epsilon$ , the accuracy of the addition operation meets our precision requirements. For example, if we need a precision  $\delta = 2^{-(w-1)}$ , then we can set  $c = \max(a, b)$  for all  $a, b$  satisfies  $e_a - e_b > w$ . Thus we decrease the overhead



```

Addw(a : (sa, ea), b : (sb, eb), c : (sc, ec)):
1.1 := permutation_check((a, b), (â, b̂))
2.1 := compare(êb, êa)
3. êb - ec = θ,   êa - êb = λ
4. (θ - λ)(θ - (λ + 1)) = 0
5.1 := exponential_check(λ, mid')
6. mid := mid' · (θ - λ + 1)
7. x = ŝa · 2λ + ŝb,   y = sc · mid,   z = δ-1 · (x - y)
8.1 := compare2w(x, z)
9.1 := bit_decomposew(sc, {sci})

```

Denote mid' for  $2^\lambda$ ,  $\hat{a}, \hat{b}$  for the permuted value of  $a, b$ . The `exponential_check` and `permutation_check` gadget takes  $O(\log \lambda)$  and  $O(1)$  gates separately. The whole circuit contains approximately  $3w + 3 \log \lambda$  constraints.

from  $O(\log \lambda)$  to  $O(w)$  (See appendix B for details).

**Analysis.** Our circuit takes  $O(w)$  gates for a single operation. We instantiate and implement the above circuit for IEEE-754 32-bits floating-point numbers ( $w=23$ ). It takes 131 constraints to implement the addition circuit. The multiplication circuit takes 82 constraints. The division circuit takes 83 constraints. It improves the overhead nearly  $75\times$  compared with [30]. And this overhead is comparable to [32] (Estimated roughly requiring 89 constraints for addition and 35 constraints for multiplication under a finite field where  $p = 2^{384}$ ). However, they also incur additional  $O(w^2)$  overhead for the subsequent check and cannot be conveniently integrated with existing systems.

Our floating-point computation is with security if  $\delta = 2^{-(w-1)}$ . And it holds when integrated with a ZKP system if the field is large enough. By combining the design with an existing zk-SNARK system, we obtain the properties of correctness, soundness and zero-knowledge.

## 6. Zero-knowledge truth inference

At this point, we are able to fully express the constraints required for floating-point computations through the RICS system. In this section, we will detail the construction of zero-knowledge truth inference and instantiate it in a variety of existing truth inference methods.

### 6.1. Definition

**A classical framework of truth inference.** Recent research has highlighted a phenomenon: the quality of workers significantly impacts the accuracy of truth inference algorithms. This means that we should place more trust in the answers provided by high-quality workers, which would allow us to infer the real answers to questions more accurately.

---

### Algorithm 1 Truth inference framework

---

**Input:** workers' answers  $\mathcal{V}$  and prior factors  $\mathcal{Q}, \dots$

**Output:** inferred truth  $\mathcal{V}^*$  and updated factors  $\mathcal{Q}, \dots$

```

1: iter ::= 0
2: while true do
3:   iter ::= iter + 1
4:   // Update the truth  $\mathcal{V}^*$ 
5:    $\mathcal{V}^* ::= \text{update\_truth}(\mathcal{V}, \mathcal{Q}, \dots)$ 
6:   // Update the factors (e.g. worker's quality)
7:    $\mathcal{Q}, \dots ::= \text{update\_factors}(\mathcal{V}, \mathcal{V}^*)$ 
   // Halt if the algorithm converges or reaches the
   maximum iteration
8:   if Converged or iter = max_iter then
9:     break
10:  end if
11: end while
12: return  $\mathcal{V}^*, \mathcal{Q}, \dots$ 

```

---

However, a subsequent challenge arises: the quality of the workers is also an unknown variable. How can we depict its impact on the algorithm? One solution is that we could assess the quality of the workers through prior knowledge and continually correct these values during the execution of the algorithm. Based on the aforementioned understanding, the most existing works typically employ a two-stage framework (depicted as Alg. 1).

The framework works as follows: first, we initialize the quality of the workers and other factors (such as the difficulties of the problems) based on the *prior knowledge*. Then, we iteratively update the quality of the workers and the truth of the tasks until the algorithm converges:

- **update truth:** Initially, we fix all considered factors, then infer the true values of the problems. The process of inference may involve different formulas and methods for different problems. The actual formulas used can be quite complex, involving many numerical computations.
- **update factors:** Next, we update the factors based on the inferred truth values and the answers given by each worker. For example, we can adjust the quality of the workers based on the correctness of their answers. Workers with a higher accuracy rate would be updated to have a higher quality.

The convergence condition is that the inferred truth of the tasks does not change or the maximum number of iterations is reached.

**Our scheme.** Given the above framework, we propose the zkTI scheme.

Formally speaking, let  $\mathbb{F}$  be a finite field. Given  $\mathcal{T}$  to be the task set requested for annotation,  $\mathcal{V}$  is the answers given by workers  $\mathcal{W}$ .  $\mathcal{Q} = \{q_j\}$  represents the quality of each worker.  $x$  is the answers of a part of  $\mathcal{V}$  represents the answer(s) from one or more workers, and  $x$  could be  $\emptyset$ .  $f$  is one round of a given truth inference algorithm takes as input  $\mathcal{V}$  and other factors it cares about, and outputs the truth of each task and may update the factors be used (See Alg. 1 for details). Take  $y$  be the output of algorithm  $f$

on the input answers, i.g.,  $y = f(\mathcal{V}, \mathcal{Q}, \dots)$ . The output  $y$  may contain the inferred truth for each task  $\mathcal{V}^* = \{v_i^*\}$ . For those algorithms considering workers' quality and other factors,  $y$  may contain the updated important factors, i.g.,  $y := \{\mathcal{V}^*, \mathcal{Q}, \dots\}$ .

A zero-knowledge truth inference (zkTI) scheme consists of following algorithms:

- $\text{pp} \leftarrow \text{zkTI.Setup}(1^\lambda)$ : given the security parameter, generate the public parameters.
- $\text{com}_{\mathcal{V}} \leftarrow \text{zkTI.Commit}(\mathcal{V}, \text{pp})$ : commit the answers  $\mathcal{V}$  as a commitment  $\text{com}_{\mathcal{V}}$ . We omit the randomness needed here.
- $(y, \pi) \leftarrow \text{zkTI.Prove}(\mathcal{V}, f, \text{pp})$ : The prover run the truth inference algorithm and generate the output  $y$ . He then generates a proof  $\pi$  to prove that  $y$  is the output of  $f$  on  $\mathcal{V}$  and other factors.
- $\{0, 1\} \leftarrow \text{zkTI.Verify}(\text{com}_{\mathcal{V}}, x, y, \pi, \text{pp})$ : The verifier validates the proof  $\pi$  of the output  $y$ . Here the verifier may have a part of the original answers  $x$ .

This scheme should has the properties of completeness, soundness and zero-knowledge as the traditional zero-knowledge proofs. We omit the formal definition here.

## 6.2. Algorithms Representation

**Construction.** To apply our scheme on existing algorithms, it first instantiates a commitment scheme such as a collision-resistant hash function [39] and commits the answers  $\mathcal{V}$  as a commitment  $\text{com}_{\mathcal{V}}$ . Then, after receiving all the answers the aggregator  $\mathcal{A}$  runs the truth inference algorithm  $f$  and generates the output  $y$ . For simplicity, in this section, we only consider the impact of workers' quality and reliability on the algorithm. So the result  $y$  can be rewrite as  $y := \{\mathcal{V}^*, \mathcal{Q}\} = f(\mathcal{V}, \mathcal{Q})$ .

Both parties first agree on the number of times the algorithm needs to be run to converge. To validate the correctness of the computational results in one round, the aggregator  $\mathcal{A}$  now need to invoke a zero-knowledge proof. In each round of the algorithm, we treat the relationship he need to prove as  $\mathcal{R}$  and the relation holds:

$$\begin{aligned} \mathcal{R}(x, y, \text{com}_{\mathcal{V}}; \mathcal{V}) = 1 &\iff \\ y = f(\mathcal{V}, \mathcal{Q}) \wedge \text{Commit}(\mathcal{V}) = \text{com}_{\mathcal{V}} \wedge x &\subseteq \mathcal{V} \end{aligned}$$

In the first round, the input quality  $\mathcal{Q}$  is initialized by an agreed upon value. For all floating-point computations involved in the algorithm (addition, multiplication and division), the aggregator  $\mathcal{A}$  can replace the gate with our floating-point computation circuits designed in section 5. After the transformation from algorithms to arithmetic circuits, the verifier and the aggregator (the prover) can invoke the zero-knowledge proofs protocol to verify the relationship without leaking the information of non-public  $\mathcal{V}$ . We give our construction formally in Protocol 1.

**Instantiation.** The majority of truth inference algorithms can be represented within the framework we have proposed. Here, we instantiate our scheme with two existing algorithms [33], [36].

**PROTOCOL 1 (ZERO KNOWLEDGE TRUTH INFERENCE (ZKTI)).** Let  $\lambda$  be a security parameter,  $\mathbb{F}$  be a finite field,  $\mathcal{V}$  be the answers from each data sources,  $f$  is a truth inference algorithm and is converted into circuit  $\mathcal{R}$ .  $P, V$  are the prover and the verifier. ZKP is the underlying zero-knowledge proof system.  $C$  is the underlying commitment scheme.

- $\text{pp} \leftarrow \text{zkTI.Setup}(1^\lambda)$ : let  $\text{pp}_1 = \text{ZKP.Setup}(1^\lambda)$ ,  $\text{pp}_2 = C.\text{KGen}(1^\lambda)$ ,  $\text{pp} = \{\text{pp}_1, \text{pp}_2\}$ .
- $\text{com}_{\mathcal{V}} \leftarrow \text{zkTI.Commit}(\mathcal{V}, \text{pp})$ :  $\text{com}_{\mathcal{V}} = C.\text{Commit}(\text{pp}_2)$ .
- $(y, \pi) \leftarrow \text{zkTI.Prove}(\mathcal{V}, f, \text{pp})$ :  $P$  received the answers  $\mathcal{V}$  and run the algorithm  $f$  to get the inferred result along with the qualities of each data source  $y = f(\mathcal{V})$ . Let  $w$  be the involved witness,  $\text{com}_w = \text{ZKP.Commit}(w, \text{pp}_1)$  and  $P$  sends it to  $V$ . The floating-point computation is converted as part of circuits  $\mathcal{R}$ . After receiving the randomness of checking permutation in addition circuits,  $P$  invoke  $\text{ZKP.Prove}(\mathcal{R}, w, \text{pp})$  to get the proof  $\pi$ .  $P$  sends  $\pi, y$  to  $V$ .
- $\{0, 1\} \leftarrow \text{zkTI.Verify}(\text{com}_{\mathcal{V}}, x, y, \pi, \text{pp})$ :  $V$  accepts  $y, \pi$  if  $\text{ZKP.Verify}(\mathcal{R}, \text{com}_{\mathcal{V}}, \text{com}_w, x, y, \pi, \text{pp})$  output 1, otherwise reject.

The first algorithm CRH [33] is commonly used when discussing the security and privacy of truth inference [8], [15], [18]. After simple adjustment to the algorithm, the process can be represented as:

- **update truth:** Given the quality  $q_j$  of each worker, the inferred truth of each task is updated as formula 1 in a weight-average manner.
- **update quality:** Given  $v_i^*$  as inferred truth,  $\mathcal{Q} = \{q_j\}$  is updated as:

$$q_j = \log\left(\frac{\sum_{j'=1}^m \sum_{i=1}^n d(v_i^{j'}, v_i^*)}{\sum_{i=1}^n d(v_i^j, v_i^*)}\right) \quad (9)$$

Here  $d$  is a distance function for calculating the distance between a given answer and the inferred truth. And we can leave the logarithm operation to the verifier since it is a public function. As can be seen, every step in the entire process of the algorithm can be precisely replaced by our floating-point computation framework.

To demonstrate that our work can be applied in more complex algorithms, such as many successive multiplications, we also instantiate it for a classic algorithm called ZC [36]. This algorithm employs a probability-based calculation method. For a choice-making task, in the update truth process of the algorithm, it first calculate the probability of each choice being the correct answer using the following formula:

$$\Pr(v_i^* = c_k) = \prod_{j=1}^m (q_j)^{\mathbb{1}(v_i^j, c_k)} \cdot (1 - q_j)^{1 - \mathbb{1}(v_i^j, c_k)} \quad (10)$$

Subsequently, there is one more process of normalization. And the inferred truth of this task is the choice with the maximum probability. It can be calculated that this process requires  $m \cdot l$  successive multiplications and the total number of multiplications needed is  $O(n \cdot m \cdot l)$ . Therefore the process

is difficult to complete accurately with existing methods such as fixed-point based technique. However, we found that under our scheme, the aforementioned calculations can be directly converted into corresponding constraints and added to the circuit. Thereby, it can be proven with efficiency.

**Put everything together.** Since ZKP systems are generally conducted on finite fields of a specified size, to make our floating-point relation 6, 7, 8 hold on this field (the computation on this field will not wrap around), we need the prime number  $p > 2^{3w+1}$ . Combining everything together, we can obtain a zkTI scheme that has the property of completeness, soundness and zero-knowledge (theorem 6.1). We leave the security proof of this theorem in appendix C.

**Theorem 6.1.** *If the underlying ZKP system is built on a finite field that  $p > 2^{3w+1}$ , the zero-knowledge truth inference protocol is with the property of completeness, soundness and zero-knowledge.*

Roughly speaking, both of the above algorithms need to traverse the  $m$ -size worker set and the  $n$ -size task set, and update the truth of tasks and the quality of workers. So, the complexity of the algorithm is  $O(m \cdot n)$  approximately. The running time may vary depending on the actual construction of the algorithm. Converting the scheme into a circuit, the overall complexity of the circuit is  $O(m \cdot n \cdot w)$ , combined with our floating-point computation model.

### 6.3. Extensions

We also explored some extensible aspects for integrating our scheme with more complex algorithms and applying them in broader scenarios. In this part, we considered how to convert algorithms that include numerical optimization methods into circuits, and how to integrate some privacy protection techniques to further safeguard workers' original data from leakage.

**Extension for numerical methods.** There is a class of algorithms [34], [35] that uses the method of *maximum likelihood estimation* to optimize various factors during the inferring (such as the quality and reliability of workers). In [35], the authors take the difficulty of tasks into consideration. They portray the probability of a worker giving the correct answer for a task as:  $\Pr(v_i^* = v_i^j) = \frac{1}{1+e^{-q_j \cdot \beta_i}}$ , here  $\beta_i$  denotes the difficulty of task  $i$ . And in the process of updating various factors, the algorithm needs to find the parameters that minimize the value of a function  $G(\mathcal{Q}, \beta)$  (refer to [35] for complete formula), which requires us to use some numerical optimization methods (such as *gradient descent*) to complete. This is a significant burden for the circuit. To address such problems, we use the idea mentioned in [40]. The idea is, to prove the parameters  $\mathcal{Q}, \beta$  we give is correct, we can prove that the certifying condition [41] holds:  $\nabla G(\mathcal{Q}, \beta) = 0$ , instead of expressing the whole derivation process using a circuit. This method can significantly reduce the cost of prover. However, in our experiments, we found that due to the limitations of existing numerical methods, it is difficult to obtain precise numerical solutions, so the above relation does not always hold. We

need to modify the above relationship to:  $|\nabla G(\mathcal{Q}, \beta)| \leq \epsilon$ . Here  $\epsilon$  is a given threshold (such as  $10^{-1}$ ). Furthermore, we also discovered that when there are too many parameters, existing numerical calculation methods often cannot satisfy the relationship either. To improve this method may become an independent point of interest.

**Extension for sigmoid function.** In the above algorithm, we use the sigmoid function  $\sigma(x) = \frac{1}{1+e^{-x}}$  to represent the probability of a worker giving the correct answer for a task. This sigmoid function is often used as an activation function in AI/ML work. However, due to its non-linearity, this function is difficult to represent in a circuit, hence making it challenging to apply in MPC and ZKPs. To address this issue, we consider the *spline* [42] idea introduced by [43]. To express this sigmoid function, we can replace it with a  $m + 1$  items splined function (we omitted the process for deriving this function):

$$\sigma(\hat{x}) = \begin{cases} 0, & x < x_1 \\ a_1x + b_1, & x_1 \leq x < x_2 \\ \dots & \\ a_{m-1}x + b_{m-1}, & x_{m-1} \leq x < x_m \\ 1, & x_m \leq x \end{cases} \quad (11)$$

Here we suppose the input  $x$  and all endpoints  $x_i$  are also integers. Through this method, we divided the sigmoid function into many segments, each of which is approximated by a linear function of degree 1. Theoretically, the accuracy of this method can infinitely approach the original function (though the corresponding cost will increase). Then the constraint can be represented as:

$$\begin{aligned} \sigma(\hat{x}) := & \text{compare}(x_1, x) \cdot (0 - (a_1x + b_1)) \\ & + \dots \\ & + \text{compare}(x_{m-1}, x) \cdot ((a_{m-2}x + b_{m-2}) - (a_{m-1}x + b_{m-1})) \\ & + \text{compare}(x_m, x) \cdot ((a_{m-1}x + b_{m-1}) - 1) + 1 \end{aligned}$$

Here  $\text{compare}(a, b)$  output 1 for  $a > b$  and 0 otherwise. The completeness is straightforward. This method can be applied for other *zero-knowledge machine learning* applications as well.

**Combine privacy-preserving.** There is a demand where workers wish to complete the truth inference process without disclosing specific response information. This is because overly specific responses could expose sensitive information. To address this issue, we can employ the "perturb" method [8], [18]. This can be achieved by adding small mask value to the original responses. These practices are compatible with our scheme because the aggregator does not need to care about the content of the workers' responses. We can also adopt more complex methods, such as DP, to further enhance the privacy of the protocol.

## 7. Implementation and evaluations

We fully implemented our ideas. In this section we introduce our implementation details and evaluate the performance of our scheme.

## 7.1. Experimental setup

**Software implementation.** We start with the implementation of our ideas, following the description in this paper, we wrote a new implementation of floating-point numbers. Then, based on the open-source ZKP frontend framework LIBSNARK [44], we converted the operations into arithmetic circuits and constraints respectively. This framework provides a BN-128 curve which satisfies our security needs of floating-points computation. Afterward, we implemented corresponding circuits for the algorithms in the paper.

Next, we considered to evaluate our circuits using different ZKP backends. We chose GROTH16 [24] and SPARTAN [27] as our backends for evaluation. GROTH16 is a pairing-based SNARK system with a negligible verification overhead but a relatively larger proving overhead. SPARTAN has a faster proof generation speed but incurs nearly sub-linear verification overhead and proof size. These characteristics allow us to choose different backends under different scenarios. The LIBSNARK framework naturally supports the GROTH16 system but does not support SPARTAN. To support our second backend, we implemented a pipeline that can export the constraints and variables generated by LIBSNARK, and then import them into the SPARTAN proof system. This process looks somewhat similar to an RPC framework. We used a binary file standard called ZKINTERFACE [45] as the standard for intermediate files. This could be a topic of independent interest.

In summary, our implementation consists of about 3000 lines of C++ code, which is used to implement the aforementioned design and the process of exporting the constraint system to a ZKINTERFACE file. We implemented the process of importing ZKINTERFACE file into SPARTAN by modifying an open-source library [46]. In addition, we implemented the truth inference algorithms mentioned in the paper with about 1000 lines of Python code, which can be used for comparison. We fully open source our codes at [47].

**Hardware.** As [8] is the work most closely related to our objectives, we have chosen it as our point of comparison (baseline). Since they did not provide a concrete code implementation, we decided to use similar hardware conditions as our evaluation standard. We run our experiments on a server with 16GB of RAM and 2.50GHz Intel(R) Xeon(R) Platinum 8269CY CPU.

**Datasets.** To evaluate the efficiency of our schemes applying existing algorithms, we need to select certain datasets as the input for the algorithm. In this evaluation, we assume that the experiment is carried out under a scenario of truth inference in a crowdsourcing data annotation task. We use a dataset from [15]. This dataset is a decision-making task set obtained by many workers performing data labeling on different images. This dataset includes 108 tasks and the responses from 39 workers to these tasks, totaling 4212 answers (in other words, there are no missing values). When the algorithm involves adding weights to workers as a consideration for worker quality, we randomly generate initial values for the quality. When applying algorithms in our dataset, the CRH and ZC both obtain a 78.6% accuracy that

exceeds the naive MV algorithm. It should be emphasized that our method is independent of the content of the tasks, so we only need to consider the impact of the size of the dataset on efficiency. Similarly, the accuracy of the algorithm is not our concern because it should vary across different datasets and algorithms [15] (However, it is promised our scheme will keep the original accuracy).

## 7.2. Evaluation

In this section, we report our evaluation result of our schemes. In order to measure the efficiency of our scheme, we conducted two sets of experiments. Firstly, we compared the efficiency of our method with the baseline using the same algorithm and dataset size. Secondly, we show our performance using different ZKP backends and algorithm instances.

**7.2.1. Comparison with baseline work.** We first present the performance of zkTI, in comparison with the baseline works [8]. In [8], they implemented a verifiable computation technique based on *bilinear pairing* called V-PATD, a common but expensive way for implementing verifiable computing. They applied this technique to CRH [33], thereby making the algorithm verifiable.

We instantiate the algorithm using our scheme by converting the computation into circuits. For a decision-making task, the circuit takes the dataset as input, sets the initial worker quality, then outputs the inferred truth after one round of processing, and updates the quality of each worker. The truth is given as the probabilities of each option being true.

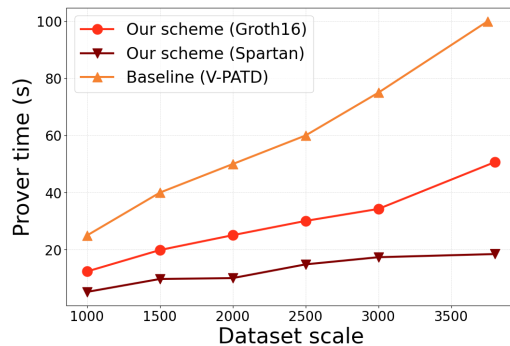


Figure 2. Prover time (aggregator overhead) comparison with [8] applying CRH. Our schemes reduce the overhead by 2-4 times in both ZKP backends.

We primarily assess the efficiency among different schemes from the perspective of the aggregator’s computational overhead (prover time), which is determined by the scale of the circuit and always be the main bottleneck of actual applications. As can be seen from the complexity, the scale of the circuit is primarily determined by the product of the number of workers and the number of tasks. Therefore, we varied this value from 1000 to 4000, and evaluated the overhead under different dataset scales. For our

		types	C	time budget		$\pi$
				P	V	
MV	GROTH16	0.11M	2.95s	1ms	1KB	
	SPARTAN		1.7s	0.31s	258KB	
ZC	GROTH16	1.75M	50.6s	1ms	1KB	
	SPARTAN		21.0s	3.12s	658KB	
CRH	GROTH16	1.30M	34.3s	1ms	1KB	
	SPARTAN		17.4s	2.25s	657KB	
	V-PATD		75.0s*	—	—	

TABLE 2. PERFORMANCE OF ALGORITHMS UNDER DIFFERENT BACKEND TYPE (WITH DATASET SIZE OF  $100 \times 30$ ). NOTE: |C| DENOTES FOR CIRCUIT SIZE AND  $|\pi|$  DENOTES FOR PROOF SIZE. \* MEANS THE VALUE IS ESTIMATED.

performance, we ran the circuit separately in the GROTH16 and SPARTAN systems and obtained results.

Figure 2 shows the performance of each scheme. Our method is  $2.2 - 4.1 \times$  times faster than the original method. Under the 32-bit precision floating-point computation, GROTH16 generally achieves twice the efficiency of the baseline method across various scales, while having a negligible verification overhead. SPARTAN can save an additional 50% of computational overhead. In our evaluation, SPARTAN is actually a NIZK system, thus introducing an additional verification overhead of 1–2.5 seconds and communication overhead of 0.2MB–0.6MB which is acceptable in most applications.

**7.2.2. Performance under different settings.** Next, we compared the computational overheads derived from instantiating and running different algorithms with different backends under various dataset sizes.

We converted the other two algorithms MV and ZC into circuits following the same methodology. Under the same dataset, the former has a smaller circuit size, while the latter has a larger circuit size, compared with CRH. All of the algorithms can obtain the same accuracy under our scheme than the plain computation. For comparison, we evaluated the performance of the three algorithms with a concrete dataset scale of  $100 \times 30$ . Table 2 presents the results. SPARTAN has the fastest proof generation speed for each algorithms, taking approximately 16s for a circuit with 1.75M constraints and 13.7s for a circuit with 1.3M constraints, while incurs additional verification overheads respectively. Both of our backends exhibit superior efficiency compared to [8]’s.

Finally, by adjusting various settings, we have thoroughly tested the performance of different algorithms on various backends. Figure 3 presents comprehensive performance. With the increase in dataset size, the runtime required by both backends will correspondingly increase. For Spartan, its verification overhead and communication overhead will also grow accordingly. As GROTH16 consumes a significant amount of memory, it is conceivable

that it would fail due to exhausted memory when the circuit scale increases, while SPARTAN can handle larger-scale computations. The advantage of the former is that the verification overhead is minimal, so it can be used in some special scenarios (such as smart contracts).

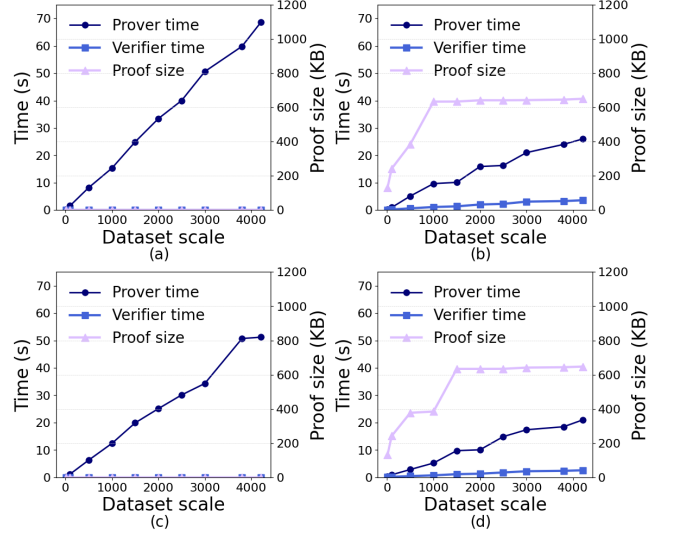


Figure 3. Performance under different settings. (a) GROTH16 for ZC (b) SPARTAN for ZC (c) GROTH16 for CRH (d) SPARTAN for CRH.

We found that our circuits can achieve the same accuracy as the original algorithms, reaching a precision level of  $10^7 - 10^8$  for every calculation step. This suggests that our floating-point computation mode is sufficiently accurate. We also note that if we change the floating-point representation mode to 16-bit and 8-bit, we can obtain circuits with 60% and 30% the size of the original one, respectively. By sacrificing a certain degree of precision, our method achieves a smaller circuit size, thereby resulting in lower computational overhead. This performance is reasonable for our scheme to be applied in practice.

## 8. Conclusion

In this work we propose a novel approach, replacing outsourcing with crowdsourcing, to address the trust issues in outsourced computation. We primarily offer two contributions: making the crowdsourcing aggregation process verifiable without introducing significant overhead and new techniques for expressing floating-point computations in circuits. Our work can be applied in various scenarios such as data annotation, question answering systems, and blockchain oracles, thereby establishing bridges of trust. The techniques for floating-points can be applied in other scenarios requiring high-precision computations, such as ZKML and DeFi.

## References

- [1] B. Parno, J. Howell, C. Gentry, and M. Raykova, "Pinocchio: nearly practical verifiable computation," *Communications of the ACM*, 2016.
- [2] R. Gennaro, C. Gentry, and B. Parno, "Non-interactive verifiable computing: Outsourcing computation to untrusted workers," in *Advances in Cryptology—CRYPTO 2010: 30th Annual Cryptology Conference, Santa Barbara, CA, USA, August 15-19, 2010. Proceedings 30*, 2010.
- [3] D. Fiore, R. Gennaro, and V. Pastro, "Efficiently verifiable computation on encrypted data," in *Proceedings of the 2014 ACM SIGSAC Conference on Computer and Communications Security*, 2014.
- [4] Y. Zhang, D. Genkin, J. Katz, D. Papadopoulos, and C. Papamanthou, "vram: Faster verifiable ram with program-independent preprocessing," in *2018 IEEE Symposium on Security and Privacy (SP)*, 2018.
- [5] R. S. Wahby, Y. Ji, A. J. Blumberg, A. Shelat, J. Thaler, M. Walfish, and T. Wies, "Full accounting for verifiable outsourcing," in *Proceedings of the 2017 ACM SIGSAC Conference on Computer and Communications Security*, 2017.
- [6] Y. Tong, Z. Zhou, Y. Zeng, L. Chen, and C. Shahabi, "Spatial crowdsourcing: a survey," *The VLDB Journal*, 2020.
- [7] Y. Singer and M. Mittal, "Pricing mechanisms for crowdsourcing markets," in *Proceedings of the 22nd international conference on World Wide Web*, 2013.
- [8] G. Xu, H. Li, S. Xu, H. Ren, Y. Zhang, J. Sun, and R. H. Deng, "Catch You If You Deceive Me: Verifiable and Privacy-Aware Truth Discovery in Crowdsensing Systems," in *Proceedings of the 15th ACM Asia Conference on Computer and Communications Security*, 2020.
- [9] "Stack Overflow," <https://stackoverflow.com>.
- [10] "Scale AI," <https://scale.com>.
- [11] "Rapid | Scale AI," <https://scale.com/rapid>.
- [12] "Studio | Scale AI," <https://scale.com/studio>.
- [13] G. Caldarelli and J. Ellul, "The blockchain oracle problem in decentralized finance—a multivocal approach," *Applied Sciences*, vol. 11, no. 16, p. 7572, 2021.
- [14] "The blockchain oracle problem," <https://chain.link/education-hub/oracle-problem>.
- [15] Y. Zheng, G. Li, Y. Li, C. Shan, and R. Cheng, "Truth inference in crowdsourcing: is the problem solved?" *Proceedings of the VLDB Endowment*, 2017.
- [16] V. S. Sheng and J. Zhang, "Machine Learning with Crowdsourcing: A Brief Summary of the Past Research and Future Directions," *Proceedings of the AAAI Conference on Artificial Intelligence*, 2019.
- [17] C. Miao, W. Jiang, L. Su, Y. Li, S. Guo, Z. Qin, H. Xiao, J. Gao, and K. Ren, "Cloud-enabled privacy-preserving truth discovery in crowd sensing systems," in *Proceedings of the 13th ACM Conference on Embedded Networked Sensor Systems*, 2015.
- [18] Y. Li, C. Miao, L. Su, J. Gao, Q. Li, B. Ding, Z. Qin, and K. Ren, "An Efficient Two-Layer Mechanism for Privacy-Preserving Truth Discovery," in *Proceedings of the 24th ACM SIGKDD International Conference on Knowledge Discovery & Data Mining*, 2018.
- [19] X. Tang, C. Wang, X. Yuan, and Q. Wang, "Non-Interactive Privacy-Preserving Truth Discovery in Crowd Sensing Applications," in *IEEE INFOCOM 2018 - IEEE Conference on Computer Communications*, 2018.
- [20] C. Miao, W. Jiang, L. Su, Y. Li, S. Guo, Z. Qin, H. Xiao, J. Gao, and K. Ren, "Privacy-preserving truth discovery in crowd sensing systems," *ACM Transactions on Sensor Networks (TOSN)*, 2019.
- [21] C. Zhang, M. Zhao, L. Zhu, T. Wu, and X. Liu, "Enabling Efficient and Strong Privacy-Preserving Truth Discovery in Mobile Crowdsensing," *IEEE Transactions on Information Forensics and Security*, 2022.
- [22] D. Wang, J. Ren, Z. Wang, X. Pang, Y. Zhang, and X. Shen, "Privacy-Preserving Streaming Truth Discovery in Crowdsourcing With Differential Privacy," *IEEE Transactions on Mobile Computing*, 2022.
- [23] S. Goldwasser, S. Micali, and C. Rackoff, "The knowledge complexity of interactive proof-systems," in *Providing sound foundations for cryptography: On the work of shafi goldwasser and silvio micali*, 2019.
- [24] J. Groth, "On the Size of Pairing-Based Non-interactive Arguments," in *Advances in Cryptology—EUROCRYPT 2016*. Springer Berlin Heidelberg, 2016.
- [25] J. Zhang, T. Xie, Y. Zhang, and D. Song, "Transparent polynomial delegation and its applications to zero knowledge proof," in *2020 IEEE Symposium on Security and Privacy (SP)*, 2020.
- [26] E. Ben-Sasson, A. Chiesa, M. Riabzev, N. Spooner, M. Virza, and N. P. Ward, "Aurora: Transparent succinct arguments for r1cs," in *Advances in Cryptology—EUROCRYPT 2019: 38th Annual International Conference on the Theory and Applications of Cryptographic Techniques, Darmstadt, Germany, May 19–23, 2019, Proceedings, Part I 38*, 2019.
- [27] S. Setty, "Spartan: Efficient and General-Purpose zkSNARKs Without Trusted Setup," in *Advances in Cryptology – CRYPTO 2020*. Springer International Publishing, 2020.
- [28] P. Mohassel and Y. Zhang, "Secureml: A system for scalable privacy-preserving machine learning," in *2017 IEEE symposium on security and privacy (SP)*, 2017.
- [29] K. Nayak, X. S. Wang, S. Ioannidis, U. Weinsberg, N. Taft, and E. Shi, "Graphsc: Parallel secure computation made easy," in *2015 IEEE symposium on security and privacy*, 2015.
- [30] C. Weng, X. Xie, K. Yang, J. Katz, and X. Wang, "Mystique: Efficient Conversions for Zero-Knowledge Proofs with Applications to Machine Learning," in *USENIX'21*, 2021.
- [31] "IEEE 754 standard," [https://en.wikipedia.org/wiki/IEEE\\_754](https://en.wikipedia.org/wiki/IEEE_754).
- [32] S. Garg, A. Jain, Z. Jin, and Y. Zhang, "Succinct Zero Knowledge for Floating Point Computations," in *Proceedings of the 2022 ACM SIGSAC Conference on Computer and Communications Security*, 2022.
- [33] Q. Li, Y. Li, J. Gao, B. Zhao, W. Fan, and J. Han, "Resolving conflicts in heterogeneous data by truth discovery and source reliability estimation," in *Proceedings of the 2014 ACM SIGMOD International Conference on Management of Data*, 2014.
- [34] H.-C. Kim and Z. Ghahramani, "Bayesian classifier combination," in *Artificial Intelligence and Statistics*, 2012.
- [35] J. Whitehill, T.-f. Wu, J. Bergsma, J. Movellan, and P. Ruvolo, "Whose Vote Should Count More: Optimal Integration of Labels from Labelers of Unknown Expertise," in *Advances in Neural Information Processing Systems*, 2009.
- [36] G. Demartini, D. E. Difallah, and P. Cudré-Mauroux, "ZenCrowd: leveraging probabilistic reasoning and crowdsourcing techniques for large-scale entity linking," in *Proceedings of the 21st international conference on World Wide Web*, 2012.
- [37] M. Campanelli, D. Fiore, and A. Querol, "LegoSNARK: Modular Design and Composition of Succinct Zero-Knowledge Proofs," in *Proceedings of the 2019 ACM SIGSAC Conference on Computer and Communications Security*, 2019.
- [38] J. Zhang, Z. Fang, Y. Zhang, and D. Song, "Zero Knowledge Proofs for Decision Tree Predictions and Accuracy," in *Proceedings of the 2020 ACM SIGSAC Conference on Computer and Communications Security*, 2020.
- [39] M. Albrecht, L. Grassi, C. Rechberger, A. Roy, and T. Tiessen, "Mimc: Efficient encryption and cryptographic hashing with minimal multiplicative complexity," in *International Conference on the Theory and Application of Cryptology and Information Security*. Springer, 2016, pp. 191–219.

- [40] S. Angel, A. J. Blumberg, E. Ioannidis, and J. Woods, “Efficient Representation of Numerical Optimization Problems for {SNARKs},” 2022.
- [41] R. M. McConnell, K. Mehlhorn, S. Näher, and P. Schweitzer, “Certifying algorithms,” *Computer Science Review*, 2011.
- [42] P. Dierckx, *Curve and surface fitting with splines*. Oxford University Press, 1995.
- [43] J. Liu, M. Juuti, Y. Lu, and N. Asokan, “Oblivious Neural Network Predictions via MiniONN Transformations,” in *Proceedings of the 2017 ACM SIGSAC Conference on Computer and Communications Security*, 2017.
- [44] “libsark,” <https://github.com/scipr-lab/libsark>.
- [45] “zkinterface,” <https://qed-it.github.io/zkinterface-wasm-demo/>.
- [46] “spartan-zkinterface,” <https://github.com/elefthei/spartan-zkinterface>.
- [47] “zkTI,” <https://github.com/Blockchain-Research-Center/zkTI>.

## A. Construction of gadgets

$\text{bit\_decompose}_w(v, \{v_i\})$ :

$$1. v := \sum_{i=0}^w 2^i \cdot v_i$$

$$2. (1 - v_i) \cdot v_i = 0, \quad \text{For each } i \in [0, w)$$

---

Returns 1 if above constraints satisfies. The gadget takes  $w + 1$  gates.

$\text{compare}_w(a, b)$ :

$$1. m := a - b + 2^w$$

$$2. 1 := \text{bit\_decompose}_{w+1}(m, \{m_i\})$$

---

Returns 1 if above constraints satisfies. The gadget takes approximately  $w + 2$  gates.

$\text{exponential\_check}(a, b)$ :

$$1. 1 := \text{bit\_decompose}_w(a, \{a_i\})$$

$$2. b_{i+1} := b_i \cdot (1 - a_i) + b_i \cdot 2^{2^i} \cdot a_i, \quad \text{For each } i \in [0, \log(w))$$

$$3. b_{\log(w)} := b, b_0 := 1$$

---

Suppose  $a$  is  $\log(w)$ -bits. Returns 1 if above constraints satisfies.  $\{2^{2^i}\}$  will be calculated before thus doesn't have a cost. The gadget takes approximately  $O(\log(w))$  gates.

$\text{permutation\_check}(\{(a_1, b_1), (a_2, b_2)\}, \{(\hat{a}_1, \hat{b}_1), (\hat{a}_2, \hat{b}_2)\})$ :

$$1. c_1 = a_1 + z \cdot b_1, c_2 = a_2 + z \cdot b_2$$

$$2. c_3 = \hat{a}_1 + z \cdot \hat{b}_1, c_4 = \hat{a}_2 + z \cdot \hat{b}_2$$

$$3. (r - c_1)(r - c_2) = (r - c_3)(r - c_4)$$

---

To prove  $\{(a_1, b_1), (a_2, b_2)\}$  is a pairwise permutation of  $\{(\hat{a}_1, \hat{b}_1), (\hat{a}_2, \hat{b}_2)\}$ .  $r, z$  is random points provided by the verifier. Returns 1 if above constraints satisfies. The completeness and soundness of this construction is hold according to [38]. The gadget takes  $O(1)$  gates.

In section 5, we give a construction of **Add** with the overhead of approximately  $3w + 3 \log \lambda$  where  $\lambda = e_a - e_b$  (suppose  $e_a > e_b$ ). The  $\log \lambda$  overhead comes from the exponential check for  $\text{mid}' = 2^\lambda$ , which needs  $O(\log \lambda)$  gates. To further improve the efficiency for addition circuit, we can set and output  $c = \max(a, b)$  directly for inputs  $a, b$ . This can be easily understood. If we add two number together, we will omit the smaller one and output the bigger one as the result. To ensure the output result meets the precision requirements, the threshold of  $\lambda = e_a - e_b$  should



be considered carefully. Formally, we can demonstrate that once  $\lambda$  surpasses a specified threshold  $\epsilon$ , the accuracy of the addition operation meets our precision  $\delta$  requirements.

From relation 2, if we set  $(s_c, e_c) = \max(a, b) = (s_a, e_a)$  directly, we should satisfy that:

$$\begin{aligned} s_b \cdot 2^{e_b} &\leq \delta(s_a \cdot 2^{e_a} + s_b \cdot 2^{e_b}) \iff \\ s_b &\leq \delta(s_a \cdot 2^\lambda + s_b) \iff \\ \lambda &\geq \log\left(\frac{s_b}{s_a} \cdot (\delta^{-1} - 1)\right) \end{aligned}$$

Since  $\log\left(\frac{s_b}{s_a}\right) \leq 1$ , the relation is hold when  $\lambda > 1 - \log \delta$ . For example, if we require the precision  $\delta = 2^{-(w-1)}$ , then  $\epsilon = w$ . If we get a  $\lambda_0 > w$ , then we can output  $c = \max(a, b)$  directly. Through this way, we decrease the overhead of addition from  $O(\log \lambda + w)$  to  $O(w)$ .

## B. Proof of Lemma 5.1, 5.2, 5.3

*Proof.* For lemma 5.1, since  $s_a, s_b, s_c \in [2^{w-1}, 2^w)$  are  $w$ -bits integer numbers, then  $s_a \cdot s_b = \hat{s}_c \in [2^{2w-2}, 2^{2w})$  holds (as it is a integer, more precisely, this range is  $[2^{2w-2}, 2^{2w} - 2^{w+1} + 1]$ ). To normalize  $s_c$  to  $w$ -bit again, we should right shift  $\hat{s}_c$  by  $\theta$  bits. Considering the case of upper and lower bounds, it necessitates to right shift  $w - 1$  bits for  $2^{2w-2}$  and  $w$  bits for  $2^{2w}$  to falling back to the required interval. So for any value in this range,  $\theta$  can take these two values. Oppositely, for any number to right shift  $w + 1$  bits, the result will fall in the range of  $[2^{w-3}, 2^{w-1} - 1]$ , which contradicts our initial definition. For  $w - 2$  we can get the similar conclusion. In summary, we draw the conclusion that  $\theta \in \{w - 1, w\}$ .

For lemma 5.2, according to our calculation steps, we made an additional left shift of  $w$  bits, the addition on the exponent became subtraction, and the derivation process is similar.

For lemma 5.3, first let's recall the computation process. We have  $s_a \cdot 2^\lambda + s_b = \hat{s}_c$ . Next, we shift the  $\hat{s}_c$  to the right, which is equivalent to dividing by  $2^\theta$ . We round the value to floor and get  $s_c = \lfloor \frac{\hat{s}_c}{2^\theta} \rfloor$ . To prove the lemma, first we can get that  $\hat{s}_c \in [(2^\lambda + 1)(2^{w-1}), (2^\lambda + 1)(2^w - 1)]$ . Then if we take  $\theta = \lambda$  for the left bound, the result will fall in the range of  $[2^{w-1}, 2^w)$ , which is valid. To see this, we can derive like below: for  $\geq 2^{w-1}$  holds,  $\frac{(2^\lambda + 1)(2^{w-1})}{2^\lambda} \geq 2^{w-1}$  which is straightforward. for  $< 2^w$  holds,

$$\begin{aligned} \frac{(2^\lambda + 1)(2^{w-1})}{2^\lambda} &< 2^w \iff \\ (2^\lambda + 1)(2^{w-1}) &< 2^w \cdot 2^\lambda \iff \\ 2^{w+\lambda} - 2^{\lambda+w-1} - 2^{w-1} &> 0 \iff \\ 2^\lambda &> 1 \end{aligned}$$

which is hold. Then we consider for the right bound. This is more complex than before. To see this, if we take  $\theta = \lambda + 1$  for the right bound, to prove  $< 2^w$  holds, we derive from

following:

$$\begin{aligned} \frac{(2^\lambda + 1)(2^w - 1)}{2^{\lambda+1}} &< 2^w \iff \\ (2^\lambda + 1)(2^{w-1}) &< 2^{w+\lambda+1} \iff \\ 2^{w+\lambda} + 2^\lambda - 2^w - 1 &> 0 \iff \\ (2^\lambda - 1)(2^w + 1) &> 0 \end{aligned}$$

which is obvious. However, for proving  $\geq 2^{w-1}$ ,

$$\begin{aligned} \frac{(2^\lambda + 1)(2^w - 1)}{2^{\lambda+1}} &\geq 2^{w-1} \iff \\ (2^\lambda + 1)(2^w - 1) &\geq 2^{w+\lambda} \iff \\ 2^w - 2^\lambda &\geq 1 \end{aligned}$$

This doesn't always hold. If the above relation doesn't hold, we can come back for  $\theta = \lambda$ , in this case, the relation for  $\geq 2^{w-1}$  is easy to obtain. For proving  $< 2^w$ , we can obtain a relation  $2^w - 2^\lambda < 1$  which is the contradictory side of the above relation. Since the two relation cannot hold at the same time, we can conclude that  $\theta \in \{\lambda, \lambda + 1\}$ . For any  $\theta \notin \{\lambda, \lambda + 1\}$ , the situation is similar to lemma 5.1. We omit the details here. Thus lemma 5.3 holds as well.  $\square$

## C. Proof of Theorem 6.1

*Proof.* For the sake of simplicity, we omit the qualities of workers  $\mathcal{Q}$  here.

**Completeness.** Under a finite field where  $p > 2^{3w+1}$ , given a  $\delta = 2^{-(w-1)}$ , we can prove the floating-point computation of 6, 7, 8 is correct. For the relation to hold, we mean the relation cannot wrap around in the finite field. We take relation 8 for an example. In this relation, the biggest number we need to obtain is  $\delta^{-1} \cdot (s_a \cdot 2^\lambda + s_b - s_c \cdot 2^\theta)$ , it is easy to obtain that the upper bound of this value is  $2^{3w+1}$ . Since  $p > 2^{3w+1}$ , the relation will not wrap around in the finite field. The other two relations can be proved similarly.

Combining the above security of floating-point number, we can conclude that the circuit in zkTI.Prove( $\mathcal{V}, f, \text{pp}$ ) output 1 if the computation is performed directly. Therefore, the completeness follows the zero-knowledge proof protocol.

**Soundness.** By the extractability of the zero-knowledge proof backend we use, there is a PPT extractor  $\mathcal{E}$  that can extract the witness  $w^*$  from  $\pi, \text{pp}$  such that  $\text{com}_{w^*} = \text{ZKP.Commit}(w^*, \text{pp})$ . According to the protocol, if  $\text{com}_{\mathcal{V}} = \text{zkTI.Commit}(\mathcal{V}, \text{pp})$  and  $\text{zkTI.Verify}(\text{com}_{\mathcal{V}}, x, y, \pi, \text{pp}) = 1$  but  $f(\mathcal{V}) = y$  doesn't hold, then there are two cases:

- Case 1.  $w^*$  is a valid witness  $(y^*, \mathcal{V}^*, f^*, \text{aux}^*)$  for circuit  $\mathcal{R}$  but  $\mathcal{R}(\text{com}_{\mathcal{V}}, w^*) = 0$ . This probability is negligible according to the soundness property of the underlying ZKP system.
- Case 2.  $w^*$  is a valid witness  $(y^*, \mathcal{V}^*, f^*, \text{aux}^*)$  for circuit  $\mathcal{R}$  and  $\mathcal{R}(\text{com}_{\mathcal{V}}, w^*) = 1$ . Then this situation can be reduced to the security property of the floating-point computation scheme, which is proved before.

**Zero-knowledge.** The zero-knowledge property follows directly from hiding property of the commitment scheme



and the zero-knowledge property of the ZKP backend we use.  $\square$