
SKILLS-IN-CONTEXT PROMPTING: UNLOCKING COMPOSITIONALITY IN LARGE LANGUAGE MODELS

Jiaao Chen*, Xiaoman Pan, Dian Yu, Kaiqiang Song, Xiaoyang Wang, Dong Yu & Jianshu Chen†
Tencent AI Lab, Bellevue, WA 98004

ABSTRACT

We consider the problem of eliciting compositional generalization capabilities in large language models (LLMs) with a novel type of prompting strategy. Compositional generalization empowers the LLMs to solve problems that are harder than the ones they have seen (i.e., easy-to-hard generalization), which is a critical reasoning capability of human-like intelligence. However, even the current state-of-the-art LLMs still struggle with this form of reasoning. To bridge this gap, we propose *skills-in-context* (SKiC) prompting, which instructs LLMs how to compose basic skills to resolve more complex problems. We find that it is crucial to demonstrate both the skills and the compositional examples within the same prompting context. With as few as two exemplars, our SKiC prompting initiates strong synergies between skills and their composition capabilities. Notably, it empowers LLMs to solve unseen problems that require innovative skill compositions, achieving near-perfect generalization on a broad range of challenging compositionality tasks. Intriguingly, SKiC prompting unlocks the latent potential of LLMs, enabling them to leverage pre-existing internal skills acquired during earlier pretraining and alignment stages, even when these skills are not explicitly presented in the prompting context. This results in the capability of LLMs to solve unseen complex problems by activating and composing these internal competencies.

1 Introduction

Pre-trained large language models (LLMs) have achieved great success in solving natural language processing (NLP) tasks (Brown et al., 2020; Radford et al., 2019; Smith et al., 2022; Chowdhery et al., 2022; Lewkowycz et al., 2022; Sanh et al., 2021; Wei et al., 2021; Mishra et al., 2022; Chung et al., 2022; Ouyang et al., 2022; OpenAI, 2023). When the size of the model continuously scales up, LLMs exhibit strong zero-shot and few-shot performance on a wide range of NLP tasks (Brown et al., 2020; Wei et al., 2021; Chowdhery et al., 2022; Zhou et al., 2022; Wang et al., 2022a; Li et al., 2022; Wang et al., 2022b; Kojima et al., 2022; Shi et al., 2022; Magister et al., 2022; Ho et al., 2022; Nye et al., 2021; Dua et al., 2022; OpenAI, 2023) — a salient behavior characterized by the scaling law (Kaplan et al., 2020; Hoffmann et al., 2022) and emergent abilities (Wei et al., 2022a). However, LLMs still struggle with compositional generalization, i.e., the ability to use existing known skills to solve more complex problems than they have seen before (i.e., “easy-to-hard” generalization) (Zhou et al., 2022; Dziri et al., 2023). In this paper, we will focus on developing a prompting strategy for LLMs that can effectively unlock their generic compositional generalization capabilities.

Ideally, if an LLM has already learned a rich set of skills, it should be able to solve any problem whose solutions are composable from these skills. To unlock such great potential, the key is to teach the LLMs how to use these skills to construct a solution to any unseen, more difficult problem. Towards this goal, there have been a series of prompting strategies being developed to improve the reasoning and compositionality capabilities. Notably, chain-of-thought (CoT) prompting (Wei et al., 2022b) significantly improves the reasoning performance of LLMs by demonstrating how to approach a complex problem through a sequence of simple and basic steps. Follow-ups such as Least-to-Most prompting (Zhou et al., 2022) and decomposed prompting (Khot et al., 2022) propose a two-stage strategy, which first decomposes the original problem into a set of subproblems, and then solve and combine each of them sequentially. Although these methods significantly boost the performance over standard prompting in solving many challenging

*Affiliated with Georgia Institute of Technology. This work is done during internship at Tencent AI Lab.

†Correspondence to: Jiaao Chen <jiaaochen@gatech.edu>, Jianshu Chen <jianshuchen@global.tencent.com>.

compositional generalization tasks, they still cannot perform systematic generalization well enough over problems that are significantly harder than the ones they have seen. Moreover, least-to-most prompting and decomposed prompting are restricted to solving a certain class of tasks, where each problem can be decomposed as a sequence of subproblems. And for problems with general computation graphs (Dziri et al., 2023), it is generally less intuitive, if not possible, to construct the prompting exemplars.

In this paper, we develop an effective *one-stage* prompting strategy, named **SKiC** prompting, to unlock the general compositional generalization capability in LLMs. The key insight is to teach the LLM to explicitly ground each of its reasoning steps on the (more elementary) skills. Specifically, the SKiC prompt is constructed from three main blocks. The first block contains the skills that LLMs may need to use in order to solve a more complex problem, which include both descriptions of the skills and the instructions (with a few examples) on how to use them. The second part consists of a few (generally two in most of our cases) exemplars that demonstrate how to explicitly compose these into a solution to a more complex problem. The last part is the problem to be solved. Interestingly, with both the skills and their explicit compositions presented in the context, the LLMs successfully learn how to ground each reasoning step on the knowledge and skills that they have already mastered, yielding the desirable general compositional generalization capabilities. Notably, unlike the Least-to-Most or decomposed prompting, our proposed approach is a one-stage prompting method, without the need to call LLMs multiple times. Therefore, it can be easily used in a plug-and-play manner, as the CoT prompting and the standard prompting.

We evaluate our proposed SKiC prompting on a wide range of challenging compositional generalization tasks. Our experiments show that SKiC prompting achieves state-of-the-art performance on all of these benchmarks, and it even achieves near-perfect generalization on unseen harder problems on some of the datasets. Moreover, the improvement margins compared to the previous methods are significant. For example, SKiC outperforms previous state-of-the-art prompting strategies on unseen longer cases by 16.3% on last-letters (Zhou et al., 2022), 25.5% on adding, 45.0% on multiplication (Dziri et al., 2023), 9.93% on Commaqa-E (Khot et al., 2021), and 36.0% on dynamic programming (Dziri et al., 2023). Notably, our results on GSM8K further reveal that SKiC prompting allows the LLMs to generalize to problems where the skills are not presented in the prompting context. It clearly demonstrates that SKiC prompting unleashes strong synergies between skills and their composition capabilities, which teaches LLMs to use the internal skills of LLMs not explicitly presented in the context, but acquired through earlier pre-training and alignment stages.

2 Methodology

2.1 Motivation

Recent progress in LLMs has demonstrated strong capabilities in solving various NLP tasks (Brown et al., 2020; Radford et al., 2019; Smith et al., 2022; Chowdhery et al., 2022; Lewkowycz et al., 2022; Sanh et al., 2021; Wei et al., 2021; Mishra et al., 2022; Chung et al., 2022; Ouyang et al., 2022). However, they usually suffer from generalizing to more complex problems that require LLMs to compose different capabilities (Zhou et al., 2022) from the examples they have seen, i.e., compositional generalization or “easy-to-hard” generalization. This discrepancy is mainly due to the lack of the ability to compose *basic skills* to solve more difficult problems (Dziri et al., 2023), which is natural for humans in problem solving. Empowering language models with the ability to compose the skills that they have seen to solve more complex tasks is important to mirror human intelligence and to reach superintelligence. To this end, this work introduces a novel prompting strategy, Skills-in-Context (SKiC) prompting, to teach language models composing elementary skills to solve problems for better compositional generalization.

2.2 Skills-in-Context Prompting

Skills-in-context prompting facilitates compositional generalization by explicitly instructing language models to utilize basic skills to solve complex problems.³ A SKiC prompt consists of two major parts:

- Illustrations of the basic skills that are needed to solve complex problems, including the description of the skills and the instruction on how to use them (with few-shot exemplars).
- Examples of how to compose basic skills into solutions to complex problems.

An example is shown in Figure 1. The language model is first provided with several basic skills such as getting the last letter of one word followed by several examples introduced to illustrate the process of utilizing these basic skills to answer the complex problem. For example, to take the last letter of a series of words, language models need to use

³The term “basic skills” within SKiC prompting are not necessarily atomic skills. Rather, they could be any skills (e.g., a composite skill by itself) that serve as the foundational blocks for tackling more complex problems.

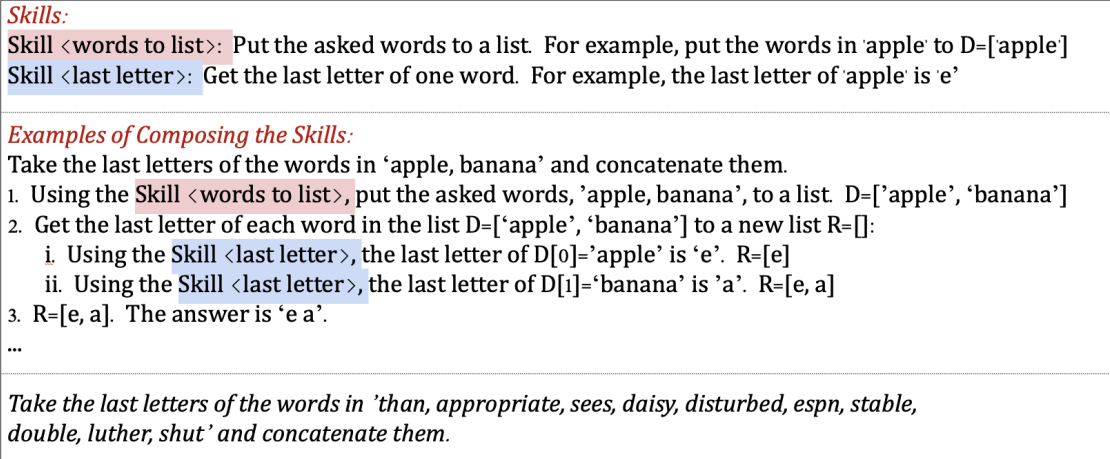


Figure 1: Skills-in-Context Prompting. The prompt consists of three building blocks: (i) the (basic) skills for solving a complex task, (ii) (few-shot) examples of how to compose the skills to solve the complex problems, and (iii) the problem to be solved. The few-shot demonstration examples for the skills are omitted above for brevity. The above prompt will be fed into an LLM to generate the output — see Table 18 for an example of the output. Note that the compositional examplars demonstrate how to ground the reasoning steps onto the basic skills (highlighted in colors).

the “words_to_list” skill to first add the asked words to a list and then use the “last_letter” skill to iteratively obtain the last letter of each word.

In practice, to design SKiC prompts for different tasks, we first go through a few (less than 10) complex problems and summarize the common skills used to solve these problems. For example, we find that “words_to_list” skill and “last_letter” skill are commonly used to solve the last-letter-concatenation task. Based on the discovered skills used, we design the prompt to illustrate these basic skills together with examples. Then we design the prompts to teach models how to explicitly compose these basic skills to solve the problem, as shown in Figure 1. We leave the exploration of automatically generating task-specific prompts for future work.

Comparison to previous prompting strategies Figure 2 visualizes the differences between our proposed SKiC prompting and the previous related prompting methods. Different from Chain-of-Thoughts prompting, our SKiC prompting provides explicit grounding on the basic skills for reasoning steps towards final answers. Compared to recent prompting methods for handling compositional problems such as Least-to-Most prompting (LtM) (Zhou et al., 2022) and Decomp (Khot et al., 2022), our SKiC is superior in several dimensions: (i) Our SKiC prompting is more general to solve extended sets of problems. Previous decomposing-based approaches like LtM and Decomp usually solve complex problems in a two-stage fashion by first decomposing the problem into a linear sequence of subproblems and then solving them sequentially. However, many of the tasks that have complex computation graphs such as multiplication and dynamic programming problems (Dziri et al., 2023) cannot be easily and fully decomposed in one stage, which makes it hard to apply these decomposition-based approaches. (ii) The decomposition operation can also be viewed as one basic skill in our SKiC prompt (for example, we view the decomposition operation as one of the skills in the question-answer task in Table 12). (iii) SKiC solves the complex problems in a single stage, which could alleviate the error propagation compared to decomposition-based approaches that require multiple distinct stages.

Due to the one-stage nature, our SKiC prompting can replace other one-stage strategies such as the CoT and the standard promptings in a plug-and-play manner. And it can also be easily combined with other (orthogonal) prompting techniques such as self-consistency (Wang et al., 2022a) and Progressive-Hint Prompting (Zheng et al., 2023) to further boost the performance.

3 Experiments

In this section, we show the superior compositional capabilities of our SKiC prompting by evaluating it on symbolic manipulation (Wei et al., 2022b; Zhou et al., 2022; Khot et al., 2022), arithmetic operation (Dziri et al., 2023), question

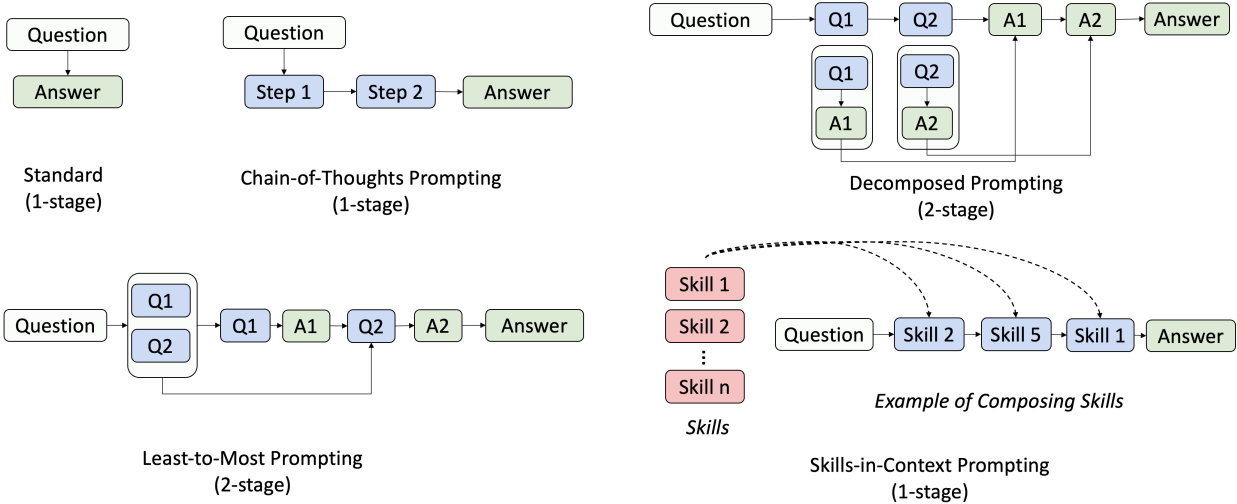


Figure 2: The building blocks of different prompting strategies. Blue cells stand for different intermediate steps, green cells denote the answers to the asked question, and red cells refer to the provided skills in our Skills-in-Context prompting. A block of several cells represents one distinct stage in a two-stage prompting strategy (e.g., problem decomposition stage in the Least-to-Most prompting). Standard prompting provides only labeled exemplars in the context. Chain-of-Thoughts prompting further provides a step-by-step rationale preceding the answer. Decomposed prompting is a two-stage prompting method, which first breaks the questions into sub-problems, and then utilizes standard or Chain-of-Thoughts prompting to solve each sub-problem sequentially to derive the final answer. Least-to-Most prompting adopts a two-stage strategy: it first generates multiple questions in an easy-to-hard manner, and then sequentially answers each of them until solving the original question. In contrast, our Skills-in-Context prompting is a simple one-stage prompting, which places both the (basic) skills and the demonstrations of how to compose them into solutions within the same prompt context. This teaches the LLM how to explicitly and adeptly ground each reasoning step onto the skills (illustrated in dashed lines), which unleashes strong synergies between skills and composition capabilities in LLMs, leading to strong compositionality over unseen harder problems.

answering (Khot et al., 2022), dynamic programming (Dziri et al., 2023), and math reasoning (Wei et al., 2022b; Zhou et al., 2022) tasks.

3.1 Symbolic Manipulation: Last Letters

Following Zhou et al., we first assess the compositionality in LLMs through the last-letter-concatenation task. For a given list of words, the LLM needs to generate an output that is the concatenation of the last letter from each word in the list. We compare our SKiC with zero/few-shot standard prompting (4-shot) (Brown et al., 2020), CoT (Wei et al., 2022b) and Least-to-Most prompting (LtM) (Zhou et al., 2022) on different large language models, including LLAMA-65B (Touvron et al., 2023), text-davinci-003⁴ (Brown et al., 2020; Ouyang et al., 2022), and ChatGPT⁵. And we evaluate them on different subsets of testing problems that include 1, 2, 4, 6, 8, 10, 12 words⁶, respectively. The exemplars in all the prompts are constructed from the cases with 1 or 2 words. Therefore, the evaluations on the test subsets with 1, 2 words are in-distribution and the ones on 4, 6, 8, 10, 12 words are out-of-distribution.

A SKiC prompt contains the skills and two examples of how to compose these skills as shown in Table 6 and Table 7. The model is given the needed skills such as putting the given words to a list and getting the last letter of one word, and then two examples of how to compose these skills to take the last letters of two given words.

The results are reported in Table 1. We observe that standard zero/few-shot prompting generalizes poorly on the testing problems that are harder than the exemplars in the prompting context. For example, 4-shot standard prompting only achieves 10% accuracy with text-davinci-003 when solving testing problems that involves 12 words. Chain-of-Thoughts and Least-to-Most prompting improve the overall performance but still degrade quickly over longer inputs.

⁴<https://platform.openai.com/playground?mode=complete>

⁵<https://chat.openai.com/>

⁶From <https://github.com/first20hours/google-10000-english/tree/master>.

Table 1: Accuracy of different prompting methods on different evaluation subsets of the last-letter-concatenation task. The testing problems with 1 and 2 words are in-distribution evaluation, while the ones with 4 ~ 12 words are (harder) out-of-distribution evaluations.

Model	Prompting	#-shots	1	2	4	6	8	10	12
LLAMA-65B	zero-shot	0	0	0	0	0	0	0	0
	4-shots	4	72.0	66.0	50.0	26.0	10.0	6.0	0
	CoT	4	76.0	70.0	58.0	42.0	30.0	26.0	20.0
	LtM	4	76.0	72.0	66.0	50.0	46.0	36.0	25.0
	SKiC	2	81.0	97.0	77.0	59.0	56.0	48.0	36.0
text-davinci-003	zero-shot	0	0	0	0	0	0	0	0
	4-shots	4	99.0	97.0	89.0	68.0	45.0	27.0	10.0
	CoT	4	100.0	99.0	90.0	75.0	52.0	39.0	31.0
	LtM	4	100.0	99.0	94.0	90.0	87.0	84.0	80.0
	SKiC	2	100.0	100.0	100.0	100.0	100.0	99.0	98.0
ChatGPT	zero-shot	0	99.0	98.0	93.0	88.0	84.0	80.0	77.0
	4-shots	4	100.0	100.0	95.0	92.0	90.0	86.0	85.0
	CoT	4	100.0	100.0	97.0	95.0	92.0	88.0	85.0
	LtM	4	100.0	100.0	99.0	95.0	92.0	92.0	88.0
	SKiC	2	100.0	100.0	100.0	100.0	100.0	100.0	100.0

Our Skills-in-Context prompting significantly boosts the accuracy in all the test cases especially when there are more input words — it achieves nearly perfect generalization to harder problems with text-davinci-003 and ChatGPT. This suggests that by showing the basic skills and teaching the models how to use the skills (with just *two* examples), our designed Skills-in-Context prompting achieves better compositionality.

3.2 Arithmetic Operation

Following Dziri et al., we evaluate the compositional capabilities on two arithmetic operation tasks: addition and multiplication. These two tasks involve complicated composition over skills such as one-digit addition or multiplication, carry over, concatenation and etc. (Dziri et al., 2023), making it difficult especially for long form addition or multiplication. We compare our Skills-in-Context prompting (SKiC) with zero/few-shot standard prompting (Brown et al., 2020) and Chain-of-Thoughts prompting (CoT) (Wei et al., 2022b) on different foundation models including LLAMA-65B, text-davinci-003, and ChatGPT. We exclude the Least-to-Most prompting (Zhou et al., 2022) as it is difficult to design linear problem decomposition for addition or multiplication task. We also include text-davinci-003 finetuned with scratchpad method (Nye et al., 2021; Dziri et al., 2023) on the multiplication task for comparison.

Addition We construct different subsets of testing problems, which ask to output the sum of two numbers with 2,3,4,5,6,7 digits, respectively. The given in-context exemplars are only constructed to demonstrate the addition of two numbers with 2-digits or 3-digits. Consequently, the results for 4,5,6,7-digits summation are out-of-distribution evaluation. We show our Skills-in-Context prompting for the addition task in Table 8 and Table 9, where we show the skills and one compositional exemplar, respectively. We first present the basic skills like extracting digits from a number and then show the model how to use these skills to add two numbers with two examples. The results are shown in Table 2. Even though large language models such as text-davinci-003 and ChatGPT can perform well in adding smaller numbers in zero-shot and few-shots settings, they often fail to add larger numbers accurately such as adding two 7-digits numbers. Chain-of-Thoughts prompting does not improve the capability significantly. When utilizing our proposed Skills-in-Context prompting, there are consistent performance improvements on all the models (gaining over 68.9% improvements on 7-digits summation with text-davinci-003 compared to baselines) and even achieve 100% accuracy with ChatGPT. This again highlights the importance of jointly presenting the models with skills and how to use these skills within the same prompt context for better compositional generalization.

Multiplication Next, we evaluate the compositional generalization performance on the multiplication task. Specifically, we construct different subsets of evaluation problems that ask for the product of two numbers with 2,3,4,5 digits, respectively. The given in-context exemplars in all the prompts are constructed to demonstrate 2-digit and 3-digit multiplications. Therefore, the results for 4,5-digits multiplications measure the compositional generalization to unseen harder problems. The construction of our Skills-in-Context prompting is shown in Table 10 and Table 11, which illustrate the skills and the compositional exemplar, respectively. The evaluation results are reported in Table 3. All the models with standard prompts or Chain-of-Thoughts prompts can not handle the multiplication, especially for

Table 2: Accuracy of different prompting methods on the task of adding two numbers with different digits (2,3,4,5,6,7). The prompting exemplars are constructed to demonstrate the addition between two numbers with 2 or 3 digits. Therefore, the results for adding numbers with 4 ~ 7 digits measure the desirable compositional generalization capabilities over harder problems. † denotes our method.

Model	Prompting	#-shots	2	3	4	5	6	7
LLAMA-65B	zero-shot	0	58.0	40.5	22.5	8.0	0	0
	4-shots	4	64.5	46.5	28.0	10.0	0	0
	CoT	4	60.0	52.5	24.0	12.0	1.0	0
	SKiC†	2	82.5	74.5	66.5	52.0	38.0	22.0
text-davinci-003	zero-shot	0	100.0	100.0	98.0	87.5	74.5	54.0
	4-shots	4	100.0	100.0	98.0	92.0	80.5	58.5
	CoT	4	100.0	100.0	92.0	68.5	42.0	38.0
	SKiC†	2	100.0	100.0	99.0	98.0	99.0	98.5
ChatGPT	zero-shot	0	100.0	100.0	100.0	92.0	86.5	78.0
	4-shots	4	100.0	100.0	100.0	94.0	90.5	83.5
	CoT	4	100.0	100.0	98.5	90.0	87.5	80.0
	SKiC†	2	100.0	100.0	100.0	100.0	100.0	100.0

Table 3: Accuracy of different prompting methods on the task of multiplying two numbers with different digits (2,3,4,5). The prompting exemplars are constructed to demonstrate how to multiply two numbers with 2 or 3 digits. Therefore, the results for multiplying numbers with 4 and 5 digits measure the compositional generalization capability over harder problems. † stands for our method.

Models	Prompting	#-shots	2	3	4	5
LLAMA-65B	zero-shot	0	28.0	17.0	0	0
	4-shots	4	24.0	18.0	0	0
	CoT	4	22.0	21.0	0	0
	SKiC†	2	50.0	42.0	12.0	8.0
text-davinci-003	zero-shot	0	76.0	14.5	0	0
	4-shots	4	82.0	18.0	0	0
	CoT	4	86.0	20.5	2.0	0
	finetuned	0	99.0	55.0	1.0	0.0
	SKiC†	2	100.0	58.0	42.5	36.0
ChatGPT	zero-shot	0	99.0	55.0	1.0	0
	4-shots	4	99.0	58.0	1.0	0
	CoT	4	99.0	54.5	13.0	2.0
	SKiC†	2	100.0	82.0	72.0	48.5

larger number (e.g., 0% accuracy for ChatGPT when multiplying two 5-digits numbers). After explicit showing the models with the necessary skills to compute the product of two numbers as well as the detailed process of composing these skills, our SKiC prompting significantly improve the multiplication accuracy. It highlights the superiority of our prompting approach to tackle compositional and out-of-distribution testing cases. Our error analysis reveals that most of the errors in SKiC prompting are caused by missing the multi-digit addition capability (Table 8 and Table 9), which can be incorporated as a basic skill in the prompting context. When equipped with such extra skills, ChatGPT with SKiC can achieves 100% accuracy for both 2-digit and 3-digit multiplications.⁷

3.3 Long-Context Question Answering: CommaQA-E

To evaluate the compositional generalization in the reading comprehension setting, following Khot et al., we evaluate different prompting strategies on CommaQA-E(Khot et al., 2021). For given facts of a set of synthetically generated entities, the models need to answer the multi-hop questions which are composed of multiple reasoning steps, e.g., *What movies have people from the country Stridery acted in?*. Besides the standard zero/few-shot prompting (Brown

⁷Further extending it to more digits will require longer context window of the language models.

et al., 2020) and the Chain-of-Thoughts prompting (CoT) (Wei et al., 2022b), we also compare our Skills-in-Context (SKiC) prompting to Decomp prompting⁸ (Khot et al., 2022). We evaluate the results on different foundation models: LLAMA-65B, text-davinci-003, and ChatGPT. The construction of the SKiC prompting for CommaQA-E is described in Tables 12 and 13, which show the skills and the examplars of how to compose the skills, respectively. Notably, both the ability to break down complex questions into simple ones and the operation to answer each simple questions are also treated as (basic) skills — see Table 12. However, different from the multi-stage prompting strategies like least-to-most or DECOMP prompting, such basic skills and the examplars to demonstrate how to use the skills (Table 13) are placed in the same prompt context. Consequently, the LLM is able to flexibly apply the question decomposition skill and simple question answering skills to reach the final answer within 1-stage of prompting. The results on the CommaQA-E dataset are summarized in Table 4 (measured in Exact Match). We could observe that, with multiple stages for question decomposition and answerings, Decomp improves the performance over few-shots prompting and chain-of-thoughts prompting. Nevertheless, our SKiC prompting further boosts the accuracy of answering compositional questions by making predictions in one single stage. That is, it decomposes the question and answering them within one context using the provided skills in a more flexible and grounded manner, which could make different simple question answering help each other and might avoid error propagation. For an example in Figure 5, errors made in early stages in Decomp prompting result in wrong predictions while our SKiC prompting accurately answer different questions in one context. This is a further manifestation of the advantage of concurrently demonstrating the skills and their compositions for unleashing the compositionality of LLMs.

Table 4: Performance of different prompting methods on Commaqa-E datasets (measured in Exact Match). The column of “Comp. Gen” reports the results on the new (unseen) compositional questions from the compositional generalization split. † denotes our method.

Model	Prompting	#-shots	Test	Comp. Gen
LLAMA-65B	zero-shot	0	12.0	16.3
	4-shots	4	15.0	24.6
	CoT	4	27.0	30.8
	Decomp	12	32.0	40.4
	SKiC†	2	44.0	52.0
text-davinci-003	zero-shot	0	34.0	26.8
	4-shots	4	42.0	33.5
	CoT	4	44.0	38.2
	Decomp	12	58.0	66.6
	SKiC†	2	66.0	74.8
ChatGPT	zero-shot	0	42.0	30.6
	4-shots	4	47.0	40.3
	CoT	4	55.0	46.4
	Decomp	12	64.0	73.5
	SKiC†	2	70.0	80.8

3.4 Dynamic Programming

We then further evaluate the compositional generalization capabilities of Skills-in-Context (SKiC) prompting in solving a classic dynamic programming problem (Dziri et al., 2023): *Given a sequence of integers, find a subsequence with the highest sum, such that no two numbers in the subsequence are adjacent in the original sequence.* We compare our SKiC prompting (SKiC) with standard zero/few-shot prompting (Brown et al., 2020), and Chain-of-Thoughts prompting (CoT)⁹ (Wei et al., 2022b) on different LLMs (text-davinci-003, ChatGPT and GPT4). In addition, we also compare with the baseline of finetuned text-davinci-003 with scratchpad from (Dziri et al., 2023). Likewise, we evaluate them on different subsets of testing instances with sequence length of 4, 5, 6, 7, 8, respectively.¹⁰ The in-context examplars are constructed with sequence length of 4 and 5. Therefore, the testing subsets with sequence length of 4 and 5 are in-distribution evaluation and the ones with length 6, 7, and 8 are for out-of-distribution evaluation. The construction of SKiC prompt is characterized in Tables 14 and 15, which show the skills and their compositions examplars, respectively. Specifically, in the SKiC prompt, the models are presented with the skills to get the length of a

⁸Reproduced using the original code from: <https://github.com/allenai/Decomp/tree/main>

⁹The reasoning steps are constructed based on the scratchpad prompts used in Dziri et al. (2023).

¹⁰The numbers are within the range [-5,5]

Table 5: Accuracy of different prompting methods on the dynamic programming task with input sequence lengths being 4,5,6,7,8, respectively. The in-context exemplars for all the prompts are constructed with sequence lengths of 4 and 5. Therefore, the results for sequence lengths of 6,7,8 measures the out-of-distribution generalization to increasingly harder problems. † denotes our method.

DP	Prompting	#-shots	4	5	6	7	8
text-davinci-003	zero-shot	0	10.5	4.0	4.0	0	0
	4-shots	4	32.5	18.0	10.0	4.0	0
	CoT	4	58.0	22.0	15.0	8.0	2.0
	finetuned	0	100.0	100.0	22.0	14.0	8.0
	SKiC†	2	78.0	62.5	54.5	48.0	42.5
ChatGPT	zero-shot	0	18.0	10.0	6.0	4.0	0
	4-shot	4	44.5	18.0	10.0	4.0	0
	CoT	4	82.5	76.0	72.0	64.0	55.5
	SKiC†	2	98.0	96.0	95.0	94.0	92.0
GPT4	zero-shot	0	58.0	42.5	35.5	28.0	12.0
	4-shots	4	76.5	70.5	58.0	55.0	42.0
	CoT	4	94.0	91.0	88.0	83.5	72.0
	SKiC†	2	100.0	100.0	100.0	99.0	98.0

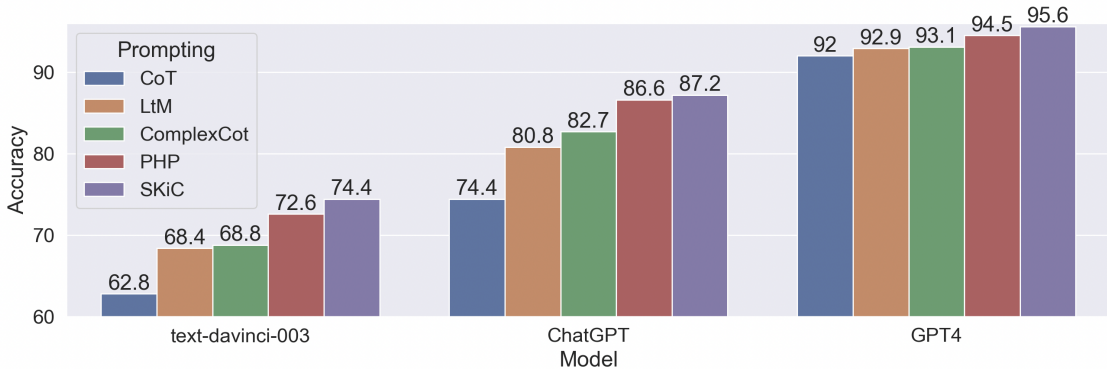


Figure 3: The accuracy of different prompting techniques on GSM8K tasks (using different LLMs).

list, find the max number for a given list and add two single digit numbers, followed by two compositional exemplars about how to compose these skills to solve the dynamic programming problems with sequence length 4 and 5. Table 5 shows the results (measured in accuracy). Compared to the previous prompting techniques such as Chain-of-Thoughts, our proposed SKiC again achieve the best performance, with a large improvement margin on the out-of-distribution compositionality (e.g., improving the accuracy by a large margin of 40.5% using text-davinci-003 for sequence length of 8). In addition, compared to the finetuned text-davinci-003 with scratchpad, SKiC prompting is also significantly better in the out-of-distribution regime, although its performance at the in-distribution regime is worse.¹¹ Notably, with a stronger foundation model (i.e., GPT-4), SKiC prompting even achieves near perfect generalization (98%), which also improves significantly over CoT by 26%. By including in the prompts the basic skills to extract the length of a list and find the maximum number in a given list, the models are instructed to reason and resolve problems on the ground of these basic skills. Consequently, it performs the reasoning steps more accurately and could generalize better to the harder examples by following similar patterns to compose the basic skills.

3.5 Math Reasoning

In this section, we further evaluate whether our SKiC prompting could allow LLMs to generalize beyond the skills provided in the prompt and learns to use the skills and knowledge that are acquired through earlier pretraining and alignment stages. Specifically, we apply our Skills-in-Context prompting to GSM8K (Cobbe et al., 2021), which

¹¹This is expected as the it is finetuned directly on input sequences with length 4 and 5, while our method is not finetuned at all.

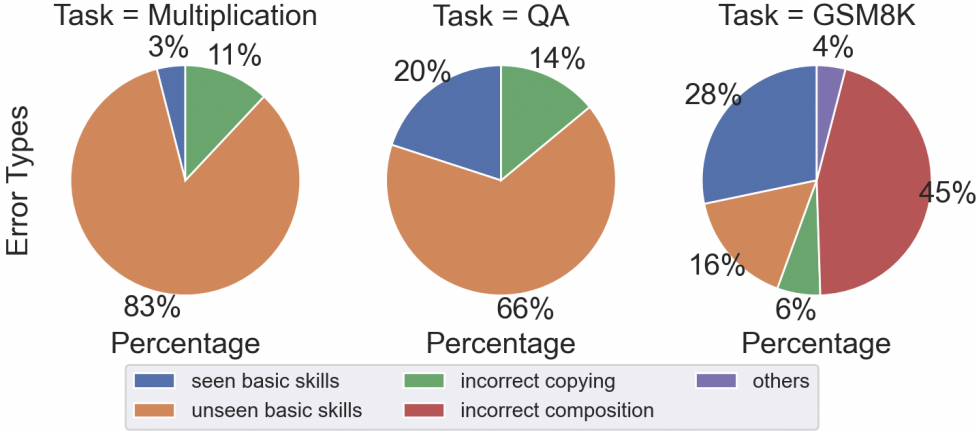


Figure 4: Distributions of different types of errors in Multiplication, Question Answering and GSM8K tasks.

requires multiple math related skills to solve complex math world problems. For this task, since it is infeasible to enumerate all the needed skills to solve all the problems in GSM8k, our SKiC prompt will only include limited skills together with constructed compositional exemplars to teach the LLMs how to use them. The skill sets and one example of how to compose these skills to solve a math problem are shown in Tables 16 and Table 17, respectively. In practice, we provide the model with 8 examples. We compare our SKiC with Chain-of-Thoughts prompting (CoT) (Wei et al., 2022b), Least-to-Most prompting (LtM) (Zhou et al., 2022), ComplexCot (Fu et al., 2022) and PHP (Zheng et al., 2023) on different large language models (i.e., text-davinci-003, ChatGPT and GPT4). We evaluate the accuracy on the GSM8K test set. The results on GSM8K test set are shown in the Figure 3¹². Even with incomplete skill set in our SKiC prompts, we still observe a significant accuracy boost compared to previous state-of-the-art prompting methods across all foundation models (even better than multi-stage methods such as PHP which modify and correct the predictions through multiple rounds). Significantly, we observe several intriguing cases of generalization: (i) the generated reasoning steps effectively utilize the provided skills that are not demonstrated in the compositional examples (see Table 25 for an example), (ii) the generated reasoning steps successfully employ skills that are not included in the prompts but may exist within the pre-trained knowledge of the LLM (see Table 26 and 27 for examples).

These discoveries suggest that, with SKiC prompting, LLMs can be taught to use the skills provided in the context as well as from their pre-existing internal (pretrained) knowledge to solve math problems via compositionality.

3.6 Error Analysis

We further perform error analysis on the tasks that are still far away from achieving (nearly) perfect generalization when applying SKiC prompting on ChatGPT — multiplication, question answering, and GSM8K. For each task, we randomly sample 50 error cases (Zhou et al., 2022) and conduct an examination of the types of errors involved. We summarize five types of common errors: (i) seen basic skills: errors arise due to a lack of mastery of the skills in context, (ii) unseen basic skills: errors caused by the absence of necessary skills in context, particularly when these skills do not exist in the pre-trained knowledge of the LLM, (iii) incorrect composition: errors of incorrect composition or reasoning using the basic skills, (iv) incorrect copying: copying or merging errors between different steps, (v) others: other errors such as incorrect ground truth labels in the test set.

Their distributions are visualized in Figure 4. We observe that (i) the most common errors arise from unseen basic skills (for example, 83% of the errors in the Multiplication task are due to the absence of the skill to add large numbers), (ii) a lack of mastery of the basic skills leads to more errors when there are more complex or more basic skills to be used (for example, the question decomposition capability in the CommaQA-E task is generally a complex skill, and the GSM8K dataset requires more basic skills), (iii) incorrect composition is a major error type for tasks that require more complex reasoning steps such as GSM8K (e.g., 45% of the errors are due to incorrect reasoning steps such as misinterpreting the questions or incorrectly reasoning about the questions), (iv) copying errors become more prevalent when there are more reasoning steps with longer context, and (v) math reasoning generally requires a wider

¹²The results are re-implemented with the provided prompts by the original works. Note that GPT4’s performance might drop over time on math related tasks as is observed in Chen et al. (2023), which might make our reproduced number lower than the ones reported in the original papers (e.g., PHP results with GPT-4).

variety of skill compositions, and the way of composition varies significantly from one problem to another, making it considerably harder to master the appropriate skill composition for each problem. Therefore, there are several key directions to further improve SKiC: (1) providing the model with high-quality basic skills and illustrations to improve the execution quality of these basic skills, (2) expanding the range of task-related basic skills to prevent errors caused by unseen skill, (3) providing more examples of how to compose basic skills, especially for more complex tasks, and (4) utilizing better foundation models that can avoid copying errors in long context and that have a more extensive set of well-mastered skills in their pre-existing pretrained knowledge.

4 Related Work

There has been a long history of studies on compositional generalization (Lake & Baroni, 2018; Jia & Liang, 2016; Andreas, 2019; Lake & Baroni, 2018; Ouyang et al., 2023; Keysers et al., 2020; Chen et al., 2020; Dziri et al., 2023; SHAO et al., 2023; Saparov & He, 2022; Nye et al., 2021; Welleck et al., 2022; Dong et al., 2019; Schwarzschild et al., 2021). Different types of approaches have been developed to solve compositional generalization. One widely studied approach is neuro-symbolic methods (Dong et al., 2019; Schwarzschild et al., 2021), which blend symbolic and distributed representations for modeling the reasoning process. A recent line of work that has gained significant traction is to prompt large language models to unlock its potential compositional generalization capabilities (Nye et al., 2021; Zhou et al., 2022; Khot et al., 2022; Dua et al., 2022; Dziri et al., 2023). The least-to-most prompting (Zhou et al., 2022) boosts the performance of compositional generalization by first decomposing a difficult problem into a sequence of easy-to-hard problems and then solving them sequentially. Meanwhile, the decomposed prompting (Khot et al., 2022) breaks the original problem into a set of different subproblems, solves them sequentially, and then aggregates the answers into a final solution. In spite of the significant improvement compared to previous works, the performance of these approaches still degrade quickly over increasingly harder testing problems. Moreover, their applications are limited to a class of problems that can be decomposed into a set of subproblems. For more general complex problems, where the subproblems are highly nested (e.g., the ones shown in Dziri et al. (2023)), it becomes quite challenging to construct the prompts and the examplars. Unlike these multi-stage prompting methods, which require multiple calls of the LLM inference process, our proposed Skills-in-Context prompting is a simple one-stage strategy that can be used in a plug-and-play manner to replace existing standard or chain-of-thought prompting.

5 Conclusion

In this work, we propose an effective prompting technique, Skills-in-Context (SKiC) prompting, to unlock compositional generalization abilities in LLMs. Specifically, SKiC prompts consist of two major building blocks: the basic skills that are needed for solving the problems, and the examplars of how to compose these skills into solutions for complex problems. Significant improvements on symbolic manipulation, arithmetic operation, question answering, dynamic programming, and math reasoning tasks demonstrate that our SKiC prompting technique is highly effective in unleashing the compositionality in LLMs. Notably, with SKiC prompting, the LLMs could generalize beyond the skills provided in the prompting context and learns to activate the skills and knowledge that are acquired through earlier pretraining and alignment stages for solving unseen complex problems.

References

- Jacob Andreas. Good-enough compositional data augmentation. *arXiv preprint arXiv:1904.09545*, 2019.
- Tom B. Brown, Benjamin Mann, Nick Ryder, Melanie Subbiah, Jared Kaplan, Prafulla Dhariwal, Arvind Neelakantan, Pranav Shyam, Girish Sastry, Amanda Askell, Sandhini Agarwal, Ariel Herbert-Voss, Gretchen Krueger, Tom Henighan, Rewon Child, Aditya Ramesh, Daniel M. Ziegler, Jeffrey Wu, Clemens Winter, Christopher Hesse, Mark Chen, Eric Sigler, Mateusz Litwin, Scott Gray, Benjamin Chess, Jack Clark, Christopher Berner, Sam McCandlish, Alec Radford, Ilya Sutskever, and Dario Amodei. Language models are few-shot learners. In Hugo Larochelle, Marc’Aurelio Ranzato, Raia Hadsell, Maria-Florina Balcan, and Hsuan-Tien Lin (eds.), *Advances in Neural Information Processing Systems 33: Annual Conference on Neural Information Processing Systems 2020, NeurIPS 2020, December 6-12, 2020, virtual*, 2020. URL <https://proceedings.neurips.cc/paper/2020/hash/1457c0d6bfc4967418bfb8ac142f64a-Abstract.html>.
- Lingjiao Chen, Matei Zaharia, and James Zou. How is chatgpt’s behavior changing over time?, 2023.
- Xinyun Chen, Chen Liang, Adams Wei Yu, Dawn Song, and Denny Zhou. Compositional generalization via neural-symbolic stack machines, 2020.

- Aakanksha Chowdhery, Sharan Narang, Jacob Devlin, Maarten Bosma, Gaurav Mishra, Adam Roberts, Paul Barham, Hyung Won Chung, Charles Sutton, Sebastian Gehrmann, et al. Palm: Scaling language modeling with pathways. *arXiv preprint arXiv:2204.02311*, 2022.
- Hyung Won Chung, Le Hou, Shayne Longpre, Barret Zoph, Yi Tay, William Fedus, Eric Li, Xuezhi Wang, Mostafa Dehghani, Siddhartha Brahma, et al. Scaling instruction-finetuned language models. *arXiv preprint arXiv:2210.11416*, 2022.
- Karl Cobbe, Vineet Kosaraju, Mohammad Bavarian, Mark Chen, Heewoo Jun, Lukasz Kaiser, Matthias Plappert, Jerry Tworek, Jacob Hilton, Reiichiro Nakano, et al. Training verifiers to solve math word problems. *arXiv preprint arXiv:2110.14168*, 2021.
- Honghua Dong, Jiayuan Mao, Tian Lin, Chong Wang, Lihong Li, and Denny Zhou. Neural logic machines. *arXiv preprint arXiv:1904.11694*, 2019.
- Dheeru Dua, Shivanshu Gupta, Sameer Singh, and Matt Gardner. Successive prompting for decomposing complex questions. *arXiv preprint arXiv:2212.04092*, 2022.
- Nouha Dziri, Ximing Lu, Melanie Sclar, Xiang Lorraine Li, Liwei Jian, Bill Yuchen Lin, Peter West, Chandra Bhagavatula, Ronan Le Bras, Jena D Hwang, et al. Faith and fate: Limits of transformers on compositionality. *arXiv preprint arXiv:2305.18654*, 2023.
- Yao Fu, Hao Peng, Ashish Sabharwal, Peter Clark, and Tushar Khot. Complexity-based prompting for multi-step reasoning. *arXiv preprint arXiv:2210.00720*, 2022.
- Namgyu Ho, Laura Schmid, and Se-Young Yun. Large language models are reasoning teachers. *arXiv preprint arXiv:2212.10071*, 2022.
- Jordan Hoffmann, Sebastian Borgeaud, Arthur Mensch, Elena Buchatskaya, Trevor Cai, Eliza Rutherford, Diego de Las Casas, Lisa Anne Hendricks, Johannes Welbl, Aidan Clark, Tom Hennigan, Eric Noland, Katie Millican, George van den Driessche, Bogdan Damoc, Aurelia Guy, Simon Osindero, Karen Simonyan, Erich Elsen, Jack W. Rae, Oriol Vinyals, and Laurent Sifre. Training compute-optimal large language models, 2022.
- Robin Jia and Percy Liang. Data recombination for neural semantic parsing. *arXiv preprint arXiv:1606.03622*, 2016.
- Jared Kaplan, Sam McCandlish, Tom Henighan, Tom B. Brown, Benjamin Chess, Rewon Child, Scott Gray, Alec Radford, Jeffrey Wu, and Dario Amodei. Scaling laws for neural language models, 2020.
- Daniel Keysers, Nathanael Schärli, Nathan Scales, Hylke Buisman, Daniel Furrer, Sergii Kashubin, Nikola Momchev, Danila Sinopalnikov, Lukasz Stafiniak, Tibor Tihon, Dmitry Tsarkov, Xiao Wang, Marc van Zee, and Olivier Bousquet. Measuring compositional generalization: A comprehensive method on realistic data. In *International Conference on Learning Representations*, 2020. URL <https://openreview.net/forum?id=SygcCnNKwr>.
- Tushar Khot, Kyle Richardson, Daniel Khashabi, and Ashish Sabharwal. Hey ai, can you solve complex tasks by talking to agents? *arXiv preprint arXiv:2110.08542*, 2021.
- Tushar Khot, Harsh Trivedi, Matthew Finlayson, Yao Fu, Kyle Richardson, Peter Clark, and Ashish Sabharwal. Decomposed prompting: A modular approach for solving complex tasks. *arXiv preprint arXiv:2210.02406*, 2022.
- Takeshi Kojima, Shixiang Shane Gu, Machel Reid, Yutaka Matsuo, and Yusuke Iwasawa. Large language models are zero-shot reasoners. In *Thirty-sixth Conference on Neural Information Processing Systems (NeurIPS 2022)*, 2022. URL <https://arxiv.org/abs/2205.11916>.
- Brenden Lake and Marco Baroni. Generalization without systematicity: On the compositional skills of sequence-to-sequence recurrent networks. In *International conference on machine learning*, pp. 2873–2882. PMLR, 2018.
- Aitor Lewkowycz, Anders Andreassen, David Dohan, Ethan Dyer, Henryk Michalewski, Vinay Ramasesh, Ambrose Slone, Cem Anil, Imanol Schlag, Theo Gutman-Solo, et al. Solving quantitative reasoning problems with language models. *arXiv preprint arXiv:2206.14858*, 2022.
- Yifei Li, Zeqi Lin, Shizhuo Zhang, Qiang Fu, Bei Chen, Jian-Guang Lou, and Weizhu Chen. On the advance of making language models better reasoners. *arXiv preprint arXiv:2206.02336*, 2022. URL <https://arxiv.org/abs/2206.02336>.
- Lucie Charlotte Magister, Jonathan Mallinson, Jakub Adamek, Eric Malmi, and Aliaksei Severyn. Teaching small language models to reason. *ArXiv preprint*, abs/2212.08410, 2022.
- Swaroop Mishra, Daniel Khashabi, Chitta Baral, and Hannaneh Hajishirzi. Cross-task generalization via natural language crowdsourcing instructions. In *Proceedings of the 60th Annual Meeting of the Association for Computational Linguistics (Volume 1: Long Papers)*, pp. 3470–3487, 2022. doi: 10.18653/v1/2022.acl-long.244. URL <https://aclanthology.org/2022.acl-long.244>.

- Maxwell Nye, Anders Johan Andreassen, Guy Gur-Ari, Henryk Michalewski, Jacob Austin, David Bieber, David Dohan, Aitor Lewkowycz, Maarten Bosma, David Luan, et al. Show your work: Scratchpads for intermediate computation with language models. *arXiv preprint arXiv:2112.00114*, 2021.
- OpenAI. Gpt-4 technical report, 2023.
- Long Ouyang, Jeffrey Wu, Xu Jiang, Diogo Almeida, Carroll Wainwright, Pamela Mishkin, Chong Zhang, Sandhini Agarwal, Katarina Slama, Alex Ray, et al. Training language models to follow instructions with human feedback. *Advances in Neural Information Processing Systems*, 35:27730–27744, 2022.
- Siru Ouyang, Jiaao Chen, Jiawei Han, and Diyi Yang. Compositional data augmentation for abstractive conversation summarization. In *Proceedings of the 61st Annual Meeting of the Association for Computational Linguistics (Volume 1: Long Papers)*, pp. 1471–1488, 2023.
- Alec Radford, Jeffrey Wu, Rewon Child, David Luan, Dario Amodei, Ilya Sutskever, et al. Language models are unsupervised multitask learners. *OpenAI blog*, pp. 9, 2019.
- Victor Sanh, Albert Webson, Colin Raffel, Stephen H Bach, Lintang Sutawika, Zaid Alyafeai, Antoine Chaffin, Arnaud Stiegler, Teven Le Scao, Arun Raja, et al. Multitask prompted training enables zero-shot task generalization. *arXiv preprint arXiv:2110.08207*, 2021.
- Abulhair Saparov and He He. Language models are greedy reasoners: A systematic formal analysis of chain-of-thought. *arXiv preprint arXiv:2210.01240*, 2022.
- Avi Schwarzschild, Eitan Borgnia, Arjun Gupta, Furong Huang, Uzi Vishkin, Micah Goldblum, and Tom Goldstein. Can you learn an algorithm? generalizing from easy to hard problems with recurrent networks. *Advances in Neural Information Processing Systems*, 34:6695–6706, 2021.
- NAN SHAO, Zefan Cai, Hanwei xu, Chonghua Liao, Yanan Zheng, and Zhilin Yang. Compositional task representations for large language models. In *The Eleventh International Conference on Learning Representations*, 2023. URL <https://openreview.net/forum?id=6axIMJA7ME3>.
- Freda Shi, Mirac Suzgun, Markus Freitag, Xuezhi Wang, Suraj Srivats, Soroush Vosoughi, Hyung Won Chung, Yi Tay, Sebastian Ruder, Denny Zhou, et al. Language models are multilingual chain-of-thought reasoners. *arXiv preprint arXiv:2210.03057*, 2022.
- Shaden Smith, Mostofa Patwary, Brandon Norick, Patrick LeGresley, Samyam Rajbhandari, Jared Casper, Zhun Liu, Shrimai Prabhumoye, George Zerveas, Vijay Korthikanti, et al. Using deepspeed and megatron to train megatron-turing nlg 530b, a large-scale generative language model. *arXiv preprint arXiv:2201.11990*, 2022.
- Hugo Touvron, Thibaut Lavril, Gautier Izacard, Xavier Martinet, Marie-Anne Lachaux, Timothée Lacroix, Baptiste Rozière, Naman Goyal, Eric Hambro, Faisal Azhar, et al. Llama: Open and efficient foundation language models. *arXiv preprint arXiv:2302.13971*, 2023.
- Xuezhi Wang, Jason Wei, Dale Schuurmans, Quoc Le, Ed Chi, and Denny Zhou. Self-consistency improves chain of thought reasoning in language models. *arXiv preprint arXiv:2203.11171*, 2022a. URL <https://arxiv.org/abs/2203.11171>.
- Xuezhi Wang, Jason Wei, Dale Schuurmans, Quoc Le, Ed Chi, and Denny Zhou. Rationale-augmented ensembles in language models. *arXiv preprint arXiv:2207.00747*, 2022b. URL <https://arxiv.org/abs/2207.00747>.
- Jason Wei, Maarten Bosma, Vincent Y Zhao, Kelvin Guu, Adams Wei Yu, Brian Lester, Nan Du, Andrew M Dai, and Quoc V Le. Finetuned language models are zero-shot learners. *arXiv preprint arXiv:2109.01652*, 2021.
- Jason Wei, Yi Tay, Rishi Bommasani, Colin Raffel, Barret Zoph, Sebastian Borgeaud, Dani Yogatama, Maarten Bosma, Denny Zhou, Donald Metzler, Ed H. Chi, Tatsunori Hashimoto, Oriol Vinyals, Percy Liang, Jeff Dean, and William Fedus. Emergent abilities of large language models, 2022a.
- Jason Wei, Xuezhi Wang, Dale Schuurmans, Maarten Bosma, Fei Xia, Ed Chi, Quoc V Le, Denny Zhou, et al. Chain-of-thought prompting elicits reasoning in large language models. *Advances in Neural Information Processing Systems*, 35:24824–24837, 2022b.
- Sean Welleck, Jiacheng Liu, Ximing Lu, Hannaneh Hajishirzi, and Yejin Choi. Naturalprover: Grounded mathematical proof generation with language models. *Advances in Neural Information Processing Systems*, 35:4913–4927, 2022.
- Chuanyang Zheng, Zhengying Liu, Enze Xie, Zhenguo Li, and Yu Li. Progressive-hint prompting improves reasoning in large language models. *arXiv preprint arXiv:2304.09797*, 2023.
- Denny Zhou, Nathanael Schärli, Le Hou, Jason Wei, Nathan Scales, Xuezhi Wang, Dale Schuurmans, Olivier Bousquet, Quoc Le, and Ed Chi. Least-to-most prompting enables complex reasoning in large language models. *arXiv preprint arXiv:2205.10625*, 2022.

A Appendix: Skills and Examples of How to Composing Skills

Table 6: The skills in Skills-in-Context prompt for last-letter-concatenation task.

Skill <words_to_list>: Put the asked words to a list.
For example, put the words in 'apple' to $D=['apple']$; put the words in 'apple, banana' to $D=['apple','banana']$.

Skill <last_letter>: Get the last letter of one word.
For example, the last letter of 'apple' is 'e'; the last letter of 'banana' is 'a'.

Table 7: An exemplar of skill composition in Skills-in-Context prompt for last-letter-concatenation task.

Compose these skills to do the task.
Example: Take the last letters of the words in 'apple, banana' and concatenate them.

Answer:

1. Using the Skill <words_to_list>, put the asked words, 'apple, banana', to a list.
 $D=['apple','banana']$
 2. Get the last letter of each word in the list $D=['apple','banana']$ to a new list $R=[]$:
 - i. Using the Skill <last_letter>, the last letter of $D[0]='apple'$ is 'e'. $R=[e]$
 - ii. Using the Skill <last_letter>, the last letter of $D[1]='banana'$ is 'a'. $R=[e,a]$
 3. $R=[e,a]$. The answer is 'ea'.
-

Table 8: The skills in Skills-in-Context prompt for the task of adding two numbers.

Skill <extract_digits>: Extract the digits in a number to a list.
For example, Extract digits in 123 to $D=[1,2,3]$. Extract digits in 7654 to $D=[7,6,5,4]$.

Skill <list_length>: Get the number of elements in a list.
For example, $D=[1,2,3]$, $\text{len}(D)=3$. $A=[1,2,4,5,6]$, $\text{len}(A)=5$.

Skill <add_two_single_digit_number>: Add two single-digit numbers.
 $0+0=0$ $0+1=1$ $0+2=2$ $0+3=3$ $0+4=4$ $0+5=5$ $0+6=6$ $0+7=7$ $0+8=8$ $0+9=9$
 $1+0=1$ $1+1=2$ $1+2=3$ $1+3=4$ $1+4=5$ $1+5=6$ $1+6=7$ $1+7=8$ $1+8=9$ $1+9=10$
 $2+0=2$ $2+1=3$ $2+2=4$ $2+3=5$ $2+4=6$ $2+5=7$ $2+6=8$ $2+7=9$ $2+8=10$ $2+9=11$
 $3+0=3$ $3+1=4$ $3+2=5$ $3+3=6$ $3+4=7$ $3+5=8$ $3+6=9$ $3+7=10$ $3+8=11$ $3+9=12$
 $4+0=4$ $4+1=5$ $4+2=6$ $4+3=7$ $4+4=8$ $4+5=9$ $4+6=10$ $4+7=11$ $4+8=12$ $4+9=13$
 $5+0=5$ $5+1=6$ $5+2=7$ $5+3=8$ $5+4=9$ $5+5=10$ $5+6=11$ $5+7=12$ $5+8=13$ $5+9=14$
 $6+0=6$ $6+1=7$ $6+2=8$ $6+3=9$ $6+4=10$ $6+5=11$ $6+6=12$ $6+7=13$ $6+8=14$ $6+9=15$
 $7+0=7$ $7+1=8$ $7+2=9$ $7+3=10$ $7+4=11$ $7+5=12$ $7+6=13$ $7+7=14$ $7+8=15$ $7+9=16$
 $8+0=8$ $8+1=9$ $8+2=10$ $8+3=11$ $8+4=12$ $8+5=13$ $8+6=14$ $8+7=15$ $8+8=16$ $8+9=17$
 $9+0=9$ $9+1=10$ $9+2=11$ $9+3=12$ $9+4=13$ $9+5=14$ $9+6=15$ $9+7=16$ $9+8=17$ $9+9=18$

Skill <sub_10>: Subtract 10 from a given number.
 $10-10=0$ $11-10=1$ $12-10=2$ $13-10=3$ $14-10=4$ $15-10=5$ $16-10=6$ $17-10=7$ $18-10=8$ $19-10=9$

Skill <compare_10>: Compare a number with 10.
 $0<10$ $1<10$ $2<10$ $3<10$ $4<10$ $5<10$ $6<10$ $7<10$ $8<10$ $9<10$ $10=10$
 $11>10$ $12>10$ $13>10$ $14>10$ $15>10$ $16>10$ $17>10$ $18>10$ $19>10$

B Appendix: Generation Examples

We share some example generation from ChatGPT with our Skills-in-Context prompts on all the tasks in Table 18,19, 20, 21, 22, 24, 25, 26, 27.

Table 9: An exemplar of skill composition in Skills-in-Context prompting for the task of adding two numbers.

Compose these skills to do the task.
Example: Calculate $86+964$:

Answer:

- Using Skill `<extract_digits>` and Skill `<list_length>`, extract the digits in 86 to $DM=[8,6]$. $\text{len}(DM)=2$. Extract the digits in 964 to $DN=[9,6,4]$. $\text{len}(DN)=3$.
- $\text{len}(DM)=2 < \text{len}(DN)=3$. Align the two lists by adding $\text{len}(DN)-\text{len}(DM)=1$ zeros to the shorter list (DM): $DM=[0,8,6]$.
- Using Skill `<add_two_single_digit_number>`, add every number in $DM=[0,8,6]$ to the corresponding number in $DN=[9,6,4]$ to form a list, $DS=[0+9,8+6,6+4]=[9,14,10]$.
- Append a 0 to the beginning of DS: $DS=[0,9,14,10]$. Construct a list $R=[0,0,0,0]$ with $\text{len}(DS)=4$ zeros.
- $DS=[0,9,14,10]$ ($DS[0]=0, DS[1]=9, DS[2]=14, DS[3]=10$), starting from $DS[3]$ to $DS[1]$ ($DS[3]=10, DS[2]=14, DS[1]=9$):
 - $DS[3]=10, R[3]=0, R[3]=R[3]+DS[3]=0+10=10$. Based on Skill `<compare_10>`, $R[3]=10=10$, so $R[2]=1$ and $R[3]=10-10=0$ by Skill `<sub_10>`. $R=[R[0],R[1],R[2],R[3]]=[0,0,1,0]$.
 - $DS[2]=14, R[2]=1, R[2]=R[2]+DS[2]=1+14=15$. Based on Skill `<compare_10>`, $R[2]=15 > 10$, so $R[1]=1$ and $R[2]=15-10=5$ by Skill `<sub_10>`. $R=[R[0],R[1],R[2],R[3]]=[0,1,5,0]$.
 - $DS[1]=9, R[1]=1, R[1]=R[1]+DS[1]=1+9=10$. Based on Skill `<compare_10>`, $R[1]=10=10$, so $R[0]=1$ and $R[1]=10-10=0$ by Skill `<sub_10>`. $R=[R[0],R[1],R[2],R[3]]=[1,0,5,0]$.
- $R=[1,0,5,0]$. The answer is 1050.

Table 10: The skills in Skills-in-Context prompt for the task of multiplying two numbers.

Skill `<extract_digits>`: Extract the digits in a number to a list.
For example, Extract digits in 123 to $D=[1,2,3]$. Extract digits in 7654 to $D=[7,6,5,4]$.

Skill `<list_length>`: Get the number of elements in a list.
For example, $D=[1,2,3]$, $\text{len}(D)=3$. $A=[1,2,4,5,6]$, $\text{len}(A)=5$.

Skill `<mul_two_single_digit_number>`: Multiply two single-digit numbers.

$0*1=0$ $0*2=0$ $0*3=0$ $0*4=0$ $0*5=0$ $0*6=0$ $0*7=0$ $0*8=0$ $0*9=0$
 $1*1=1$ $1*2=2$ $1*3=3$ $1*4=4$ $1*5=5$ $1*6=6$ $1*7=7$ $1*8=8$ $1*9=9$
 $2*1=2$ $2*2=4$ $2*3=6$ $2*4=8$ $2*5=10$ $2*6=12$ $2*7=14$ $2*8=16$ $2*9=18$
 $3*1=3$ $3*2=6$ $3*3=9$ $3*4=12$ $3*5=15$ $3*6=18$ $3*7=21$ $3*8=24$ $3*9=27$
 $4*1=4$ $4*2=8$ $4*3=12$ $4*4=16$ $4*5=20$ $4*6=24$ $4*7=28$ $4*8=32$ $4*9=36$
 $5*1=5$ $5*2=10$ $5*3=15$ $5*4=20$ $5*5=25$ $5*6=30$ $5*7=35$ $5*8=40$ $5*9=45$
 $6*1=6$ $6*2=12$ $6*3=18$ $6*4=24$ $6*5=30$ $6*6=36$ $6*7=42$ $6*8=48$ $6*9=54$
 $7*1=7$ $7*2=14$ $7*3=21$ $7*4=28$ $7*5=35$ $7*6=42$ $7*7=49$ $7*8=56$ $7*9=63$
 $8*1=8$ $8*2=16$ $8*3=24$ $8*4=32$ $8*5=40$ $8*6=48$ $8*7=56$ $8*8=64$ $8*9=72$
 $9*1=9$ $9*2=18$ $9*3=27$ $9*4=36$ $9*5=45$ $9*6=54$ $9*7=63$ $9*8=72$ $9*9=81$

Skill `<add_multiple_numbers>`: Add multiple numbers such as $m+n+p$:

- Add the first two numbers $m+n$ and get the result $r1=m+n$.
- Add the third number p to $r1$ and get the result $r2=r1+p$.

For example, calculate $128+64+79$:

- Add the first two numbers $128+64$ and get the result $r1=128+64=192$.
- Add the third number 79 to $r1$ and get the result $r2=192+79=271$.

So $128+64+79=271$

Table 11: An exemplar of skill composition in Skills-in-Context prompting for the task of multiplying two numbers.

Compose these skills to do the task.
Example: Calculate 184×67 :

Answer:

1. Using Skill `<extract_digits>` and Skill `<list_length>`, extract the digits in 184 to $DM=[1,8,4]$. $\text{len}(DM)=3$. Extract the digits in 67 to $DN=[6,7]$. $\text{len}(DN)=2$.
2. Add $0, \text{len}(DM)-1=2$ zeros to the end of every number in $DM=[1,8,4]$ according to the position of the number in DM : $DMO=[1 \times 100, 8 \times 10, 4 \times 1]=[100, 80, 4]$.
3. Add $0, \text{len}(DN)-1=1$ zeros to the end of every number in $DN=[6,7]$ according to the position of the number in DN : $DNO=[6 \times 10, 7 \times 1]=[60, 7]$.
4. Using Skill `<mul_two_single_digit_number>`, multiply every number in $DMO=[100, 80, 4]$ with every number in $DNO=[60, 7]$ and get $R=[100 \times 60, 100 \times 7, 80 \times 60, 80 \times 7, 4 \times 60, 4 \times 7]=[6000, 700, 4800, 560, 240, 28]$.
5. Using Skill `<add_multiple_numbers>`, add all the numbers in $R=[6000, 700, 4800, 560, 240, 28]$, $6000+700+4800+560+240+28$:
 - i. Add the first two numbers: $r1=6000+700=6700$.
 - ii. Add the third number 4800 to $r1=6700$: $r2=6700+4800=11500$.
 - iii. Add the fourth number 560 to $r2=11500$: $r3=11500+560=12060$.
 - iv. Add the fifth number 240 to $r3=12060$: $r4=12060+240=12300$.
 - v. Add the sixth number 28 to $r4=12300$: $r5=12300+28=12328$.
6. So the answer is 12328

Table 12: The skills in Skills-in-Context prompt for the CommaQA-E task.

Skill `<decompose_qa>`: Decompose a complex question into a set of sub-questions.
For example: Decompose the question "What awards have movies produced by people born in 1910 won?" into the following sub-questions:
Q1: Who were born in the year 1910?
Q2: Which movies did [A1] produce?
Q3: Which awards were given to [A2]?

Decompose the question "What movies have people from the country Stridery acted in?" into the following sub-questions: Q1: Who is from the country Stridery?
Q2: Which movies did [A1] act in?

Skill `<answer_simple_question>`: Answer simple questions about the passage.
For example:
[Given Passage]
Q: Which awards were given to Zalate?
A: movie: Zalate ; awarded: Hollowcock. ["Hollowcock"]
Q: Which movies were given the Hollowcock award?
A: movie: Zalate ; awarded: Hollowcock. movie: SkirtSiCine ; award: Hollowcock. ["Zalate", "SkirtSiCine"]
Q: Which movies did Muntaril direct?
A: movie: Premercy ; directed by: Muntaril. ["Premercy"]
Q: Which movies did Muntrail produce?
A: Muntaril produced the movie Premercy with others. Muntaril produced the movie SkirtSiCine with others. ["Premercy", "SkirtSiCine"]
Q: Which movies did Muntrail write?
A: Muntaril was one of the writers for the movie Zalate. Muntaril wrote for the movie Featsaw. ["Zalate", "Featsaw"]
Q: Who are the actors in the movie Premercy?
A: Monsterscar was an actor in the movie Premercy. ["Monsterscar"]
Q: When was the moive Featsaw released?
A: Monsterscar was an actor in the movie Premercy. ["1973"]

Table 13: An exemplar of skill composition in Skills-in-Context prompting for the CommaQA-E task.

Compose these skills to do the task.
 Example:
 [Given Passage]
 Q: What movies have people from the country Stridery acted in?
 A:

1. Using Skill <decompose_qa>, decompose the question "What movies have people from the country Stridery acted in?" into the following sub-questions:
 - Q1: Who is from the country Stridery?
 - Q2: Which movies did [A1] act in?
2. Using Skill <answer_simple_question>, answer Q1: Who is from the country Stridery?
 Gastrat grew up in the nation of Stridery. A1=["Gastrat"]
3. A1=["Gastrat"], answer Q2: Which movies did [A1] act in?
 - i. A1[0]="Gastrat", Using Skill <answer_simple_question>, answer Q2.1: Which movies did Gastrat act in?
 - A2.1: Gastrat was an actor in the movie Partnershipmaker.
 - Gastrat was an actor in the movie Partnershipmaker.
 - Gastrat acted in the movie Warpstone.
 - ["Partnershipmaker", "Nilitude", "Warpstone"]
 - ii. So A2=[A2.1]=["Partnershipmaker", "Nilitude", "Warpstone"]
4. The answer is ["Partnershipmaker", "Nilitude", "Warpstone"]

Table 14: The skills in Skills-in-Context prompt for the task of dynamic programming.

Skill <list_length>: Get the number of elements in a list.
 For example, $D=[1,2,3]$, $\text{len}(D)=3$. $A=[1,2,3,4,5,6]$, $\text{len}(A)=6$.

Skill <find_max>: Find the max number in a list.
 For example, $\text{max}(2,0,-1)=2$. $\text{max}(-3,-2,-1)=-1$. $\text{max}(5,-2,0)=5$. $\text{max}(0,-2,4)=4$.
 $\text{max}(0,0,0)=0$. $\text{max}(-2,-1,0)=0$.

Skill <add>: Add two numbers.
 For example, $1+2=3$. $-2+1=-1$. $0+(-3)=-3$. $1+(-1)=0$.

Table 15: An exemplar of skill composition in Skills-in-Context prompting for the dynamic programming task to find the highest sum of the subsequence.

Compose these skills to do the task: Given a sequence of integers, find a subsequence with the highest sum, such that no two numbers in the subsequence are adjacent in the original sequence.
 Example: $A=[3,2,1,5]$.

Answer:

1. $A=[3,2,1,5]$ ($A[0]=3, A[1]=2, A[2]=1, A[3]=5$). Using Skill <list_length>, $\text{len}(A)=4$.
 Construct a list $D=[0,0,0,0]$ with the $\text{len}(A)=4$ zeros.
2. Update the last element in D. $A[3]=5$. Using Skill <find_max>, $\text{max}(5,0)=5$. $D[3]=5$ and $D=[0,0,0,5]$.
3. Update the second last element in D. $A[3]=5$, $A[2]=1$. Using Skill <find_max>, $\text{max}(5,1,0)=5$. $D[2]=5$ and $D=[0,0,5,5]$.
4. Starting from the third last ($\text{len}(A)-2=2$) element in D, update each element in D based on $A=[3,2,1,5]$ ($A[0]=3, A[1]=2, A[2]=1, A[3]=5$):
 - i. $D[3]=5$, $D[2]=5$, $A[1]=2$. Using Skill <add>, $A[1]+D[3]=2+5=7$.
 Using Skill <find_max>, $\text{max}(D[2], A[1]+D[3], 0)=\text{max}(5, 7, 0)=7$.
 $D[1]=7$ and $D=[0, 7, 5, 5]$.
 - ii. $D[2]=5$, $D[1]=7$, $A[0]=3$. Using Skill <add>, $A[0]+D[2]=3+5=8$.
 Using Skill <find_max>, $\text{max}(D[1], A[0]+D[2], 0)=\text{max}(7, 8, 0)=8$.
 $D[0]=8$ and $D=[8, 7, 5, 5]$.
5. $D=[8, 7, 5, 5]$. The highest sum is $D[0]=8$.

Table 16: The skills in Skills-in-Context prompt for GSM8K.

You have the knowledge of many skills, the following are some examples:

Skill <extract_digits>: Extract the digits in a number to a list.
For example, extract digits in 123 to $D=[1,2,3]$. Extract digits in 7654 to $D=[7,6,5,4]$

Skill <list_length>: Get the number of elements in a list.
For example, $D=[1,2,3]$, $\text{len}(D)=3$. $A=[1,2,4,5,6]$, $\text{len}(A)=5$.

Skill <add_two_single_digit_number>: Add two single-digit numbers.
For example, $0+0=0$ $0+1=1$ $0+2=2$ $0+3=3$ $0+4=4$ $0+5=5$ $0+6=6$ $0+7=7$ $0+8=8$ $0+9=9$

Skill <sub_two_single_digit_number>: Subtract two single-digit numbers.
For example, $0-0=0$ $0-1=-1$ $0-2=-2$ $0-3=-3$ $0-4=-4$ $0-5=-5$ $0-6=-6$ $0-7=-7$ $0-8=-8$ $0-9=-9$

Skill <sub_10>: Subtract 10 from a given number.
 $10-10=0$ $11-10=1$ $12-10=2$ $13-10=3$ $14-10=4$ $15-10=5$ $16-10=6$ $17-10=7$ $18-10=8$ $19-10=9$

Skill <add_10>: Add 10 to a given number.
 $-10+10=0$ $-9+10=1$ $-8+10=2$ $-7+10=3$ $-6+10=4$ $-5+10=5$ $-4+10=6$ $-3+10=7$ $-2+10=8$ $-1+10=9$

Skill <compare_0>: Compare a number with 0.
 $10>0$ $9>0$ $8>0$ $7>0$ $6>0$ $5>0$ $4>0$ $3>0$ $2>0$ $1>0$ $0=0$
 $-1>0$ $-2>0$ $-3>0$ $-4>0$ $-5>0$ $-6>0$ $-7>0$ $-8>0$ $-9>0$

Skill <compare_10>: Compare a number with 10.
 $0<10$ $1<10$ $2<10$ $3<10$ $4<10$ $5<10$ $6<10$ $7<10$ $8<10$ $9<10$ $10=10$
 $11>10$ $12>10$ $13>10$ $14>10$ $15>10$ $16>10$ $17>10$ $18>10$ $19>10$

Skill <mul_two_single_digit_number>: Multiply two single-digit numbers.
For example, $4*1=4$ $4*2=8$ $4*3=12$ $4*4=16$ $4*5=20$ $4*6=24$ $4*7=28$ $4*8=32$ $4*9=36$

Skill <add_multiple_numbers>: Add multiple numbers such as $m+n+p$:
1. Add the first two numbers $m+n$ and get the result $r1=m+n$.
2. Add the third number p to $r1$ and get the result $r2=r1+p$.

Skill <add>: Use the skills to add two numbers.
For example, calculate $86+964$
[The steps to perform the add]

Skill <mul>: Use the skills to multiply two numbers.
For example, calculate $86*964$
[The steps to perform the multiplication]

Skill <sub>: Use the skills to subtract a number from another number.
For example, calculate $964-86$
[The steps to perform the subtraction]

Skill <age>: Describe the age of a person.
If a person is P years old, Q years ago, the person was $P-Q$ years old.
If a person is P years old, in Q years, the person will be $P+Q$ years old.
If person A is P years old, person B is Q years old, and person A is R years older than person B, then $P=Q+R$.
If person A is P years old, person B is Q years old, and person A is R years younger than person B, then $P=Q-R$.

Skill <solve.equation>: Solve an equation.
When subtracting or adding the same number from both sides of the equation, the equation is still true.
When moving a number from one side of the equation to the other side, the sign of the number changes.
When moving a multiplication from one side of the equation to the other side, the sign of the multiplication changes.
When moving a division from one side of the equation to the other side, the sign of the division changes.
For example, if the equation is $3x+5=7$, move $+5$ to the other side, then $3x=7-5$. Using the Skill <sub>, $3x=7-5=2$.
Move 3 to the other side, then $x=2/3$.

Table 17: An exemplar of skill composition in Skills-in-Context prompting for GSM8K math problems.

Compose these skills to do the task:
 Example: Four years ago, Kody was only half as old as Mohamed. If Mohamed is currently twice 30 years old, how old is Kody?

Answer:

1. Mohamed is currently twice 30 years old. Using the Skill <mul>, Mohamed is currently $30 * 2 = 60$ years old.
2. Using Skill <age>, four years ago, Mohamed was 4 years younger than now. Using the Skill <sub>, Mohamed was $60 - 4 = 56$ years old.
3. Four years ago, Kody was only half as old as Mohamed. Using the Skill <div>, Kody was $56 / 2 = 28$ years old.
4. Using Skill <age>, currently, Kody is 4 years older than four years ago. Using the Skill <add>, Kody is currently $28 + 4 = 32$ years old.
5. The answer is 32.

Table 18: An example of the generated answer on last-letter-concatenation task using ChatGPT with our Skills-in-Context prompting.

Take the last letters of the words in 'than, appropriate, sees, daisy, disturbed, espn, stable, double, luther, shut' and concatenate them.

Answer:

1. Using the Skill <words_to_list>, put the asked words, 'than, appropriate, sees, daisy, disturbed, espn, stable, double, luther, shut', to a list.
 $D = ['than', 'appropriate', 'sees', 'daisy', 'disturbed', 'espn', 'stable', 'double', 'luther', 'shut']$
2. Get the last letter of each word in the list $D = ['than', 'appropriate', 'sees', 'daisy', 'disturbed', 'espn', 'stable', 'double', 'luther', 'shut']$ to a new list $R = []$:
 - i. Using the Skill <last_letter>, the last letter of $D[0] = 'than'$ is 'n'. $R = [n]$
 - ii. Using the Skill <last_letter>, the last letter of $D[1] = 'appropriate'$ is 'e'. $R = [n, e]$
 - iii. Using the Skill <last_letter>, the last letter of $D[2] = 'sees'$ is 's'. $R = [n, e, s]$
 - iv. Using the Skill <last_letter>, the last letter of $D[3] = 'daisy'$ is 'y'. $R = [n, e, s, y]$
 - v. Using the Skill <last_letter>, the last letter of $D[4] = 'disturbed'$ is 'd'. $R = [n, e, s, y, d]$
 - vi. Using the Skill <last_letter>, the last letter of $D[5] = 'espn'$ is 'n'. $R = [n, e, s, y, d, n]$
 - vii. Using the Skill <last_letter>, the last letter of $D[6] = 'stable'$ is 'e'. $R = [n, e, s, y, d, n, e]$
 - viii. Using the Skill <last_letter>, the last letter of $D[7] = 'double'$ is 'e'. $R = [n, e, s, y, d, n, e, e]$
 - ix. Using the Skill <last_letter>, the last letter of $D[8] = 'luther'$ is 'r'. $R = [n, e, s, y, d, n, e, e, r]$
 - x. Using the Skill <last_letter>, the last letter of $D[9] = 'shut'$ is 't'. $R = [n, e, s, y, d, n, e, e, r, t]$
3. $R = [n, e, s, y, d, n, e, e, r, t]$. The answer is 'n e s y d n e e r t'.

Table 19: An example of the generated answer on the addition task using ChatGPT with Skills-in-Context prompting.

<p>Compose these skills to do the task. Calculate $165789+876534$:</p> <p>Answer:</p> <ol style="list-style-type: none"> Using Skill <code><extract_digits></code> and Skill <code><list_length></code>, extract the digits in 165789 to $DM=[1,6,5,7,8,9]$. $\text{len}(DM)=6$. Extract the digits in 876534 to $DN=[8,7,6,5,3,4]$. $\text{len}(DN)=6$. $\text{len}(DM)=6=\text{len}(DN)=6$. Align the two lists: $DM=[1,6,5,7,8,9]$, $DN=[8,7,6,5,3,4]$. Using Skill <code><add_two_single_digit_number></code>, add every number in $DM=[1,6,5,7,8,9]$ to the corresponding number in $DN=[8,7,6,5,3,4]$ to form a list, $DS=[1+8,6+7,5+6,7+5,8+3,9+4]=[9,13,11,12,11,13]$. Append a 0 to the beginning of DS: $DS=[0,9,13,11,12,11,13]$. Construct a list $R=[0,0,0,0,0,0]$ with $\text{len}(DS)=7$ zeros. $DS=[0,9,13,11,12,11,13]$ ($DS[0]=0$, $DS[1]=9$, $DS[2]=13$, $DS[3]=11$, $DS[4]=12$, $DS[5]=11$, $DS[6]=13$), starting from $DS[6]$ to $DS[1]$ ($DS[6]=13$, $DS[5]=11$, $DS[4]=12$, $DS[3]=11$, $DS[2]=13$, $DS[1]=9$): <ol style="list-style-type: none"> $DS[6]=13$, $R[6]=0$, $R[6]=R[6]+DS[6]=0+13=13$. Based on Skill <code><compare_10></code>, $13>10$, $R[6]=13>10$, so $R[5]=1$ and $R[6]=13-10=3$ by Skill <code><sub_10></code>. $R=[R[0],R[1],R[2],R[3],R[4],R[5],R[6]]=[0,0,0,0,1,3]$. $DS[5]=11$, $R[5]=1$, $R[5]=R[5]+DS[5]=1+11=12$. Based on Skill <code><compare_10></code>, $12>10$, $R[5]=12>10$, so $R[4]=1$ and $R[5]=12-10=2$ by Skill <code><sub_10></code>. $R=[R[0],R[1],R[2],R[3],R[4],R[5],R[6]]=[0,0,0,0,1,2,3]$. $DS[4]=12$, $R[4]=1$, $R[4]=R[4]+DS[4]=1+12=13$. Based on Skill <code><compare_10></code>, $13>10$, $R[4]=13>10$, so $R[3]=1$ and $R[4]=13-10=3$ by Skill <code><sub_10></code>. $R=[R[0],R[1],R[2],R[3],R[4],R[5],R[6]]=[0,0,0,1,3,2,3]$. $DS[3]=11$, $R[3]=1$, $R[3]=R[3]+DS[3]=1+11=12$. Based on Skill <code><compare_10></code>, $12>10$, $R[3]=12>10$, so $R[2]=1$ and $R[3]=12-10=2$ by Skill <code><sub_10></code>. $R=[R[0],R[1],R[2],R[3],R[4],R[5],R[6]]=[0,0,1,2,3,2,3]$. $DS[2]=13$, $R[2]=1$, $R[2]=R[2]+DS[2]=1+13=14$. Based on Skill <code><compare_10></code>, $14>10$, $R[2]=14>10$, so $R[1]=1$ and $R[2]=14-10=4$ by Skill <code><sub_10></code>. $R=[R[0],R[1],R[2],R[3],R[4],R[5],R[6]]=[0,1,4,2,3,2,3]$. $DS[1]=9$, $R[1]=1$, $R[1]=R[1]+DS[1]=1+9=10$. Based on Skill <code><compare_10></code>, $10=10$, $R[1]=10=10$, so $R[0]=1$ and $R[1]=10-10=0$ by Skill <code><sub_10></code>. $R=[R[0],R[1],R[2],R[3],R[4],R[5],R[6]]=[1,0,4,2,3,2,3]$. $R=[1,0,4,2,3,2,3]$. The answer is 1042323.

<p>movie: Geissant ; directed by: Carpoon. movie: Myristorrhoid ; directed by: Carpoon. movie: Riften ; directed by: Muntaril. movie: Chimpwurst ; director: Midcareer. movie: Chimpwurst ; award: Neuropsychotaxis. movie: Riften ; awarded: Neuropsychotaxis. movie: Geissant ; awarded: Triptychology. movie: Myristorrhoid ; award: Monoxandrite. award: Lameze ; winner: Carpoon. award: Lameze ; winner: Midcareer. award: Modiparity ; winner: Muntaril. movie: Myristorrhoid ; release year: 1974. movie: Chimpwurst ; year: 1962. movie: Geissant ; year: 2019. movie: Riften ; year: 1974. Midcareer acted in the movie Myristorrhoid. Carpoon was an actor in the movie Chimpwurst. Muntaril acted in the movie Geissant. Carpoon was an actor in the movie Geissant. Midcareer acted in the movie Chimpwurst. Muntaril acted in the movie Riften. Midcareer was born in 1943. Carpoon was born in 1921. Muntaril was born in 1921. Midcareer is from the country of Whime. Muntaril grew up in the nation of Whime. Carpoon grew up in the nation of Poquet. Midcareer was one of the producers of the movie Riften. Carpoon was one of the producers of the movie Geissant. Carpoon produced the movie Riften with others. Muntaril produced the movie Chimpwurst with others. Carpoon was one of the producers of the movie Myristorrhoid. Midcareer was one of the producers of the movie Myristorrhoid. Muntaril produced the movie Geissant with others. Muntaril wrote for the movie Geissant. Carpoon was one of the writers for the movie Chimpwurst. Midcareer was one of the writers for the movie Myristorrhoid. Muntaril wrote for the movie Riften. Midcareer was one of the writers for the movie Geissant.</p>	
<p>Q: What movies have people from the country Whime acted in?</p>	
<p><i>Decomp</i></p> <p>A: Q: (select) [qa] Who is from the country Whime? Q: Who is from the country Whime? A: [Midcareer] Q: (select) O: select(['Midcareer']) => [Midcareer] A: [Midcareer] A: [Midcareer] Q: (project_values_flat_unique) [qa] Which movies has #1 been an actor in? Q: Which movies has Midcareer been an actor in? A: [Myristorrhoid; Chimpwurst] Q: (project_values_flat_unique) [Midcareer] O: project_values_flat_unique(['Midcareer', [Myristorrhoid; Chimpwurst]]) => [Myristorrhoid; Chimpwurst] A: [Myristorrhoid; Chimpwurst] A: [Myristorrhoid; Chimpwurst] Q: [EOQ]</p>	<p><i>SKiC</i></p> <ol style="list-style-type: none"> Using the Skill <code><decompose_qa></code>, decompose the question 'What movies have people from the country Whime acted in?' into the following sub-questions: Q1: Who is from the country Whime? Q2: Which movies did [A1] act in? Using the Skill <code><answer_simple_question></code>, answer Q1: Who is from the country Whime? Midcareer is from the country of Whime. Muntaril grew up in the nation of Whime. A1=[Midcareer; Muntaril] A1=[Midcareer; Muntaril]. Using the Skill <code><answer_simple_question></code>, answer Q2: Which movies did [A1] act in? i. A1[0]=Midcareer, answer Q2.1: Which movies did Midcareer act in? A2.1: Midcareer acted in the movie Myristorrhoid. Midcareer acted in the movie Chimpwurst. [Myristorrhoid; Chimpwurst] ii. A1[1]=Muntaril, answer Q2.2: Which movies did Muntaril act in? A2.2: Muntaril acted in the movie Geissant. Muntaril acted in the movie Riften. [Geissant; Riften] iii. So A2=A2.1+A2.2=[Myristorrhoid; Chimpwurst; Geissant; Riften] 4. The answer is [Myristorrhoid; Chimpwurst; Geissant; Riften]

Figure 5: Examples of the generated answers from Decomp prompting and our SKiC prompting, respectively. The correct answer should be “Myristorrhoid, Chimpwurst, Geissant, Riften”. Errors (highlighted in red) in early stages in Decomp propagate to final incorrect answers while our SKiC avoids such errors (highlighted in green).

Table 20: An example of the generated answer on the multiplication task using ChatGPT with Skills-in-Context prompting.

Compose these skills to do the task.
Calculate 1467×7651 :

Answer:

1. Using Skill `<extract_digits>` and Skill `<list_length>`, extract the digits in 1467 to $DM=[1,4,6,7]$. $\text{len}(DM)=4$. Extract the digits in 7651 to $DN=[7,6,5,1]$. $\text{len}(DN)=4$.
 2. Add $0, \text{len}(DM)-1=3$ zeros to the end of every number in $DM=[1,4,6,7]$ according to the position of the number in DM : $DMO=[1*1000,4*100,6*10,7*1]=[1000,400,60,7]$.
 3. Add $0, \text{len}(DN)-1=3$ zeros to the end of every number in $DN=[7,6,5,1]$ according to the position of the number in DN : $DNO=[7*1000,6*100,5*10,1*1]=[7000,600,50,1]$.
 4. Using Skill `<mul_two_single_digit_number>`, multiple every number in $DMO=[1000,400,60,7]$ with every number in $DNO=[7000,600,50,1]$ and get $R=[1000*7000,1000*600,1000*50,1000*1,400*7000,400*600,400*50,400*1,60*7000,60*600,60*50,60*1,7*7000,7*600,7*50,7*1]=[7000000,600000,50000,1000,2800000,240000,20000,400,420000,36000,3000,60,49000,4200,350,7]$.
 5. Using Skill `<add_multiple_numbers>`, add all the numbers in $R=[7000000,600000,50000,1000,2800000,240000,20000,400,420000,36000,3000,60,49000,4200,350,7]$,
 $7000000+600000+50000+1000+2800000+240000+20000+400+420000+36000+3000+60+49000+4200+350+7$:
 - i. Add the first two numbers: $r1=7000000+600000=7600000$.
 - ii. Add the third number 50000 to $r1=7600000$: $r2=7600000+50000=7650000$.
 - iii. Add the fourth number 1000 to $r2=7650000$: $r3=7650000+1000=7651000$.
 - iv. Add the fifth number 2800000 to $r3=7651000$: $r4=7651000+2800000=10451000$.
 - v. Add the sixth number 240000 to $r4=10451000$: $r5=10451000+240000=10691000$.
 - vi. Add the seventh number 20000 to $r5=10691000$: $r6=10691000+20000=10711000$.
 - vii. Add the eighth number 400 to $r6=10711000$: $r7=10711000+400=10711400$.
 - viii. Add the ninth number 420000 to $r7=10711400$: $r8=10711400+420000=11131400$.
 - ix. Add the tenth number 36000 to $r8=11131400$: $r9=11131400+36000=11167400$.
 - x. Add the eleventh number 3000 to $r9=11167400$: $r10=11167400+3000=11170400$.
 - xi. Add the twelfth number 60 to $r10=11170400$: $r11=11170400+60=11170460$.
 - xii. Add the thirteenth number 49000 to $r11=11170460$: $r12=11170460+49000=11219460$.
 - xiii. Add the fourteenth number 4200 to $r12=11219460$: $r13=11219460+4200=11223660$.
 - xiv. Add the fifteenth number 350 to $r13=11223660$: $r14=11223660+350=11224010$.
 - xv. Add the sixteenth number 7 to $r14=11224010$: $r15=11224010+7=11224017$.
 6. So the answer is 11224017
-

Table 21: An example of the generated answer on the CommaQA-E task using ChatGPT with our Skills-in-Context prompting.

Compose these skills to do the task.
 movie: Skob ; directed by: Haldron. movie: Riften ; directed by: Conanopeia. movie: Tetroxidine ; directed by: Conanopeia. movie: Sheepcrest ; directed by: Flumph. movie: Sheepcrest ; award: Mariskenna. movie: Skob ; award: Jubeus. movie: Tetroxidine ; award: Handt. movie: Riften ; awarded: Handt. movie: Tetroxidine ; written by: Conanopeia. movie: Riften ; written by: Conanopeia. movie: Riften ; writer: Flumph. movie: Tetroxidine ; written by: Haldron. movie: Skob ; written by: Haldron. movie: Sheepcrest ; writer: Flumph. movie: Skob ; year: 1962. movie: Tetroxidine ; release year: 1997. movie: Riften ; release year: 1972. movie: Sheepcrest ; release year: 1997. Flumph was an actor in the movie Riften. Flumph acted in the movie Sheepcrest. Conanopeia was an actor in the movie Riften. Conanopeia acted in the movie Tetroxidine. Conanopeia acted in the movie Sheepcrest. Haldron acted in the movie Tetroxidine. Haldron acted in the movie Skob. Haldron was born in the year 1939. Flumph was born in the year 1938. Conanopeia was born in 1938. Haldron is from the country of Poquet. Conanopeia grew up in the nation of Poquet. Flumph grew up in the nation of Stridery. Diaqum was awarded to Flumph. Lidus was awarded to Conanopeia. Haldron won the Lidus award. Conanopeia was one of the producers of the movie Tetroxidine. Flumph was one of the producers of the movie Sheepcrest. Flumph produced the movie Skob with others. Haldron was one of the producers of the movie Sheepcrest. Haldron was one of the producers of the movie Riften. Haldron produced the movie Skob with others. Conanopeia was one of the producers of the movie Riften.

Q: What movies have the people from Poquet written?

A:

1. Using Skill <decompose_qa>, decompose the question "What movies have the people from Poquet written?" into the following sub-questions:
 - Q1: Who is from the country Poquet?
 - Q2: Which movies did [A1] write?
 2. Using Skill <answer_simple_question>, answer Q1: Who is from the country Poquet?
 Conanopeia grew up in the nation of Poquet. Haldron is from the country of Poquet.
 A1=["Conanopeia", "Haldron"]
 3. A1=["Conanopeia", "Haldron"]. Using Skill <answer_simple_question>, answer Q2: Which movies did [A1] write?
 - i. A1[0]="Conanopeia", answer Q2.1: Which movies did Conanopeia write?
 A2.1: movie: Tetroxidine ; written by: Conanopeia. movie: Riften ; written by: Conanopeia.
 ["Tetroxidine", "Riften"]
 - ii. A1[1]="Haldron", answer Q2.2: Which movies did Haldron write?
 A2.2: movie: Skob ; written by: Haldron. ["Skob"]
 - iii. So A2=A2.1+A2.2=["Tetroxidine", "Riften", "Skob"]
 4. The answer is ["Tetroxidine", "Riften", "Skob"]
-

Table 22: An example of the generated answer on the dynamic programming task using ChatGPT with our Skills-in-Context prompting.

Compose these skills to do the task: Given a sequence of integers, find a subsequence with the highest sum, such that no two numbers in the subsequence are adjacent in the original sequence.

$A=[1, -5, 3, -4, -1, -1, 2, 2]$.

Answer:

1. $A=[1, -5, 3, -4, -1, -1, 2, 2]$ ($A[0]=1, A[1]=-5, A[2]=3, A[3]=-4, A[4]=-1, A[5]=-1, A[6]=2, A[7]=2$).
Using Skill `<list.length>`, $\text{len}(A)=8$. Construct a list $D=[0,0,0,0,0,0,0,0]$ with the $\text{len}(A)=8$ zeros.
 2. Update the last element in D . $A[7]=2$. Using Skill `<find_max>`, $\max(2,0)=2$. $D[7]=2$ and $D=[0,0,0,0,0,0,0,2]$.
 3. Update the second last element in D . $A[7]=2$, $A[6]=2$. Using Skill `<find_max>`, $\max(2,2,0)=2$. $D[6]=2$ and $D=[0,0,0,0,0,0,2,2]$.
 4. Starting from the third last ($\text{len}(A)-2=6$) element in D , update each element in D based on $A=[1, -5, 3, -4, -1, -1, 2, 2]$ ($A[0]=1, A[1]=-5, A[2]=3, A[3]=-4, A[4]=-1, A[5]=-1, A[6]=2, A[7]=2$):
 - i. $D[7]=2, D[6]=2, A[5]=-1$. Using Skill `<add>`, $A[5]+D[7]=-1+2=1$.
Using Skill `<find_max>`, $\max(D[6], A[5]+D[7], 0)=\max(2, 1, 0)=2$. $D[5]=2$ and $D=[0,0,0,0,0,2,2,2]$.
 - ii. $D[6]=2, D[5]=2, A[4]=-1$. Using Skill `<add>`, $A[4]+D[6]=-1+2=1$.
Using Skill `<find_max>`, $\max(D[5], A[4]+D[6], 0)=\max(2, 1, 0)=2$. $D[4]=2$ and $D=[0,0,0,0,2,2,2,2]$.
 - iii. $D[5]=2, D[4]=2, A[3]=-4$. Using Skill `<add>`, $A[3]+D[5]=-4+2=-2$.
Using Skill `<find_max>`, $\max(D[4], A[3]+D[5], 0)=\max(2, -2, 0)=2$. $D[3]=2$ and $D=[0,0,0,2,2,2,2,2]$.
 - iv. $D[4]=2, D[3]=2, A[2]=3$. Using Skill `<add>`, $A[2]+D[4]=3+2=5$.
Using Skill `<find_max>`, $\max(D[3], A[2]+D[4], 0)=\max(2, 5, 0)=5$. $D[2]=5$ and $D=[0,0,5,2,2,2,2,2]$.
 - v. $D[3]=2, D[2]=5, A[1]=-5$. Using Skill `<add>`, $A[1]+D[3]=-5+2=-3$.
Using Skill `<find_max>`, $\max(D[2], A[1]+D[3], 0)=\max(5, -3, 0)=5$. $D[1]=5$ and $D=[0,5,5,2,2,2,2,2]$.
 - vi. $D[2]=5, D[1]=5, A[0]=1$. Using Skill `<add>`, $A[0]+D[2]=1+5=6$.
Using Skill `<find_max>`, $\max(D[1], A[0]+D[2], 0)=\max(5, 6, 0)=6$. $D[0]=6$ and $D=[6,5,5,2,2,2,2,2]$.
 5. $D=[6,5,5,2,2,2,2,2]$. The highest sum is $D[0]=6$.
-

Table 23: An example of the generated answer on the GSM8K task using ChatGPT with Skills-in-Context prompting.

Compose these skills to do the task:

The girls are trying to raise money for a carnival. Kim raises \$320 more than Alexandra, who raises \$430, and Maryam raises \$400 more than Sarah, who raises \$300.

How much money, in dollars, did they all raise in total?

Answer:

1. Alexandra raises \$430.
 2. Kim raises \$320 more than Alexandra. Using the Skill `<add>`, Kim raises $\$430+\$320=\$750$.
 3. Sarah raises \$300.
 4. Maryam raises \$400 more than Sarah. Using the Skill `<add>`, Maryam raises $\$300+\$400=\$700$.
 5. Using the Skill `<add>`, they all raise $\$430+\$750+\$300+\$700=\$2180$ in total.
 6. The answer is 2180.
-

Table 24: An example of the generated answer on the GSM8K task using ChatGPT with Skills-in-Context prompting.

Compose these skills to do the task:
 The girls are trying to raise money for a carnival. Kim raises \$320 more than Alexandra, who raises \$430, and Maryam raises \$400 more than Sarah, who raises \$300.
 How much money, in dollars, did they all raise in total?

Answer:

1. Alexandra raises \$430.
2. Kim raises \$320 more than Alexandra. Using the Skill <add>, Kim raises $430+320=750$.
3. Sarah raises \$300.
4. Maryam raises \$400 more than Sarah. Using the Skill <add>, Maryam raises $300+400=700$.
5. Using the Skill <add>, they all raise $430+750+300+700=2180$ in total.
6. The answer is 2180.

Table 25: An example of the generated answer on the GSM8K task with our Skills-in-Context prompting, where <add_multiple_numbers> (highlighted in orange color) is included as a basic skill in the SKiC prompting context (see Table 16) but is not demonstrated in any given exemplar to show how to use it. LLMs automatically figure out how to use such skills in an innovative composition to solve an unseen complex problem.

Compose these skills to do the task:
 It's strawberry-picking time on Grandma Concetta's farm. Tony can pick 6 quarts of strawberries per hour, while Bobby picks one less quart of strawberries per hour than Tony. Kathy can pick twice as many strawberries per hour as Bobby, and Ricky picks two fewer quarts of strawberries per hour than does Kathy. In total, how many quarts of strawberries can Tony, Bobby, Ricky, and Kathy pick per hour on Grandma Concetta's farm?

Answer:

1. Tony can pick 6 quarts of strawberries per hour.
2. Bobby picks one less quart of strawberries per hour than Tony.
 Using the Skill <sub>, Bobby picks $6-1=5$ quarts of strawberries per hour.
3. Kathy can pick twice as many strawberries per hour as Bobby.
 Using the Skill <mul>, Kathy picks $5*2=10$ quarts of strawberries per hour.
4. Ricky picks two fewer quarts of strawberries per hour than does Kathy.
 Using the Skill <sub>, Ricky picks $10-2=8$ quarts of strawberries per hour.
5. In total, Tony, Bobby, Ricky, and Kathy can pick $6+5+10+8$ quarts of strawberries per hour.
 Using the Skill <add_multiple_numbers> :
 - i. Add the first two numbers using Skill <add>: $r1=6+5=11$.
 - ii. Add the third number 10 to $r1=11$ using Skill <add>: $r2=11+10=21$.
 - iii. Add the fourth number 8 to $r2=21$ using Skill <add>: $r3=21+8=29$.
6. So the answer is 29.

Table 26: An example of the generated answer on the GSM8K task with our Skills-in-Context prompting, where the skill <compare> (highlighted in orange) are neither included in the SKiC prompting context (see Table 16) nor used in any given exemplars. LLMs utilize the skills pre-existing in their pre-trained knowledge to solve the problem.

Compose these skills to do the task:

A merchant wants to make a choice of purchase between 2 purchase plans:
jewelry worth \$5,000 or electronic gadgets worth \$8,000.

His financial advisor speculates that the jewelry market will go up 2.5%
while the electronic gadgets market will rise 1.2% within the same month.

If the merchant is looking to maximize profit at the end of this month by making a choice,
how much profit would this be?

Answer:

1. If the merchant buys jewelry worth \$5,000 and the jewelry market goes up 2.5%,
using the Skill <mul>, the value of the jewelry will increase by $\$5,000 * 2.5\% = \125 .
Using Skill <add>, the value of the jewelry will be $\$5,000 + \$125 = \$5125$.
 2. If the merchant buys electronic gadgets worth \$8,000 and the electronic gadgets market goes up 1.2%,
using the Skill <mul>, the value of the electronic gadgets will increase by $\$8,000 * 1.2\% = \96 .
Using Skill <add>, the value of the electronic gadgets will be $\$8,000 + \$96 = \$8096$.
 3. The merchant wants to maximize profit. Using the Skill <sub>,
the profit from buying jewelry will be $\$5125 - \$5000 = \$125$.
The profit from buying electronic gadgets will be $\$8096 - \$8000 = \$96$.
 4. Using the Skill <compare>, $\$125 > \96 , so the merchant should buy jewelry
to maximize profit. The profit will be \$125.
 5. The answer is 125.
-

Table 27: An example of the generated answer on the GSM8K task with our Skills-in-Context prompting, where the skill <round> (highlighted in orange) are neither included in the original SKiC prompting context (see Table 16) nor used in any given exemplars. LLMs utilize the skills pre-existing in their pre-trained knowledge to solve the problem.

Compose these skills to do the task:

Mr. Jackson's fourth-grade class has 27 students. He wants to give each student 2 glue sticks. The glue sticks
come in packs of 8. How many packs will Mr. Jackson need to buy so every student can have 2 glue sticks,
assuming he can only buy whole packs and he expects to have some extra glue sticks left over?

Answer:

1. Mr. Jackson's fourth-grade class has 27 students and he wants to give each student 2 glue sticks.
Using the Skill <mul>, Mr. Jackson needs $27 * 2 = 54$ glue sticks.
 2. The glue sticks come in packs of 8. Using the Skill <div>, Mr. Jackson needs $54 / 8 = 6.75$
packs of glue sticks.
 3. Mr. Jackson can only buy whole packs. Using the Skill <round>, Mr. Jackson needs to
buy 7 packs of glue sticks.
 4. The answer is 7.
-