

A MULTILEVEL MONTE CARLO ALGORITHM FOR SDES DRIVEN BY COUNTABLY DIMENSIONAL WIENER PROCESS AND POISSON RANDOM MEASURE

MICHAŁ SOBIERAJ

ABSTRACT. In this paper, we investigate the properties of standard and multilevel Monte Carlo methods for weak approximation of solutions of stochastic differential equations (SDEs) driven by the infinite-dimensional Wiener process and Poisson random measure with the Lipschitz payoff function. The error of the truncated dimension randomized numerical scheme, which is determined by two parameters, i.e. grid density $n \in \mathbb{N}_+$ and truncation dimension parameter $M \in \mathbb{N}_+$, is of the order $n^{-1/2} + \delta(M)$ such that $\delta(\cdot)$ is positive and decreasing to 0. The paper introduces the complexity model and provides proof for the upper complexity bound of the multilevel Monte Carlo method which depends on two increasing sequences of parameters for both n and M . The complexity is measured in terms of upper bound for mean-squared error and compared with the complexity of the standard Monte Carlo algorithm. The results from numerical experiments as well as Python and CUDA C implementation are also reported.

Key words: countably dimensional Wiener process, Poisson random measure, stochastic differential equations with jumps, randomized Euler algorithm, multilevel Monte Carlo method, information-based complexity

MSC 2010: 65C05, 65C30, 68Q25

1. INTRODUCTION

We investigate the problem of efficient approximation of the value of

$$\mathbb{E}(f(X(T)))$$

for $d \in \mathbb{N}_+$ and Lipschitz payoff function $f : \mathbb{R}^d \mapsto \mathbb{R}$, where $\{X(t)\}_{t \in [0, T]}$ is a unique strong solution of the following stochastic differential equation

$$\begin{cases} dX(t) = a(t, X(t)) dt + b(t, X(t)) dW(t) + \int_{\mathcal{E}} c(t, X(t-), y) N(dy, dt), & t \in [0, T], \\ X(0) = \eta. \end{cases} \quad (1)$$

In the SDE above, $T > 0$, $\mathcal{E} := \mathbb{R}^{d'} \setminus \{0\}$, $d' \in \mathbb{N}_+$, and $W = [W_1, W_2, \dots]^T$ is a countably dimensional Wiener process on a complete probability space $(\Omega, \Sigma, \mathbb{P})$, i.e., an infinite sequence of independent scalar Wiener processes defined on the same probability space. We also assume that $N(dy, dt)$ is a Poisson random measure with an intensity measure $\nu(dy) dt$, where $\nu(dy)$ is a finite Lévy measure on $(\mathcal{E}, \mathcal{B}(\mathcal{E}))$. We assume that N and W are independent. We also impose suitable regularity conditions on the coefficients a, b, c

and η . Analytical properties and applications of such SDEs are widely investigated in [1] and [2].

The infinite-dimensional Wiener process is the natural extension of standard finite-dimensional Brownian motion which allows us to model more complex structures of the underlying noise. If W is countably dimensional the stochastic Itô integral can be understood as a stochastic integral wrt cylindrical Wiener process in the Hilbert space ℓ^2 , see pages 289-290 in [1]. For more correspondence between the theory of Stochastic Partial Differential Equations (SPDEs) and SDEs driven by countably dimensional Wiener, see [3] and [4].

In many cases, the existence and uniqueness of the solutions of SDEs are guaranteed but the analytical formulas are not known. It leads to the usage of numerical schemes for the approximation of trajectories of the solutions of SDEs. In [5] authors introduce the truncated dimension Euler algorithm for strong approximation of the solutions of (1) and show its upper error bounds. The results are further used in this paper in the context of cost and error analysis for both Monte Carlo and multilevel Monte Carlo methods.

Back in 2001, the multilevel Monte Carlo (MLMC) approach was very first introduced by Stefan Heinrich (see [6]) in the context of parametric integration. Next, in 2008 Mike Giles applied the multilevel method to weak approximation problem in the context of SDEs (see [7]). For now, there is a vast literature addressing the application of the multilevel Monte Carlo method to various classes of SDEs. Nonetheless, so far there was no preceding works that directly address the investigation of MLMC for SDEs driven by a countably dimensional Wiener process. On the other hand, the investigation of the multilevel Monte Carlo method for SPDEs is very popular and, as mentioned, related to the concept of SDEs driven by a countably dimensional Wiener process. For papers regarding SPDEs and MLMC method, the reader is especially referred to [8], [9], [10], [11], [12], [13], [14] and [15].

From the practical point of view, one of the multilevel Monte Carlo method applications is its extensive usage in Finance (see [16], [17], [18], [19]).

The main contribution in this paper is a derivation of the cost model for weak approximation with a random number of evaluations and the analysis of the cost bounds for the standard and multilevel Monte Carlo methods for SDEs driven by countably dimensional Wiener process (which induces an additional set of parameters in MLMC method) and Poisson random measure (which imposes the expected complexity model). Extension of the multilevel approach to SDEs driven by countably dimensional Wiener process and Poisson random measure is motivated by and analogous to the approach presented in [7].

The structure of the paper is as follows. In Section 2 we describe the considered class of SDEs (1) with admissible coefficients defining the equation. We further recall recent results on the numerical scheme for a strong approximation of the solutions. In Section 3 we define the complexity model for the investigation of standard and multilevel Monte Carlo costs. In Section 4 we provide the reader with the standard Monte Carlo algorithm in a defined setting together with its corresponding error-dependent parameters and the cost. In Section 5 we derive the multilevel Monte Carlo algorithm and provide a

theorem and proof which address its upper complexity bounds. Finally, our theoretical results are supported by numerical experiments described in Section 6. Therefore, we also provide the key elements of our current algorithm implementation in Python and CUDA C. In section 7 we summarize the main results and list the resulting open questions.

2. PRELIMINARIES

We first introduce basic notations and recall certain class of SDEs that was already considered in [5]. For such a class there exists a numerical scheme that exhibits a convergence rate of order $n^{-1/2} + \delta(M)$ for $M, n \in \mathbb{N}_+$ and $\delta(M) \rightarrow 0_+$ as $M \rightarrow +\infty$.

Let $x \wedge y := \min\{x, y\}$ and $x \vee y := \max\{x, y\}$ for any $x, y \in \mathbb{R}$. We use the following notation of asymptotic equalities. For functions $f, g : [0, +\infty) \rightarrow [0, +\infty)$ we write $f(x) = \mathcal{O}(g(x))$ iff there exist $C > 0, x_0 > 0$ such that for all $x \geq x_0$ it holds $f(x) \leq Cg(x)$. Furthermore, we write $f(x) = \Theta(g(x))$ iff $f(x) = \mathcal{O}(g(x))$ and $g(x) = \mathcal{O}(f(x))$. The preceding definitions can naturally be extended to arbitrary accumulation points in $[0, +\infty)$. Depending on the context, by $\|\cdot\|$ we denote the Euclidean norm for vectors and Hilbert-Schmidt norm for matrices. The difference should be clear from the context. We also set

$$\ell^2(\mathbb{R}^d) = \{x = (x^{(1)}, x^{(2)}, \dots) \mid x^{(j)} \in \mathbb{R}^d \text{ for all } j \in \mathbb{N}, \|x\| < +\infty\},$$

where $x^{(j)} = \begin{bmatrix} x_1^{(j)} \\ \vdots \\ x_d^{(j)} \end{bmatrix}$, $\|x\| = \left(\sum_{j=1}^{+\infty} \|x^{(j)}\|^2\right)^{1/2} = \left(\sum_{j=1}^{+\infty} \sum_{k=1}^d |x_k^{(j)}|^2\right)^{1/2}$. Let ν be a Lévy

measure on $(\mathcal{E}, \mathcal{B}(\mathcal{E}))$, i.e., ν is a measure on $(\mathcal{E}, \mathcal{B}(\mathcal{E}))$ that satisfies condition

$$\int_{\mathcal{E}} (\|z\|^2 \wedge 1) \nu(dz) < +\infty. \text{ We further assume that } \lambda := \nu(\mathcal{E}) < +\infty.$$

Let $(\Omega, \Sigma, \mathbb{P})$ be a complete probability space with sufficiently rich filtration $(\Sigma_t)_{t \geq 0}$ which also satisfies the usual conditions (see [20]) and for which W is countably dimensional $(\Sigma_t)_{t \geq 0}$ -Wiener process and $N(dz, dt)$ is an $(\Sigma_t)_{t \geq 0}$ -Poisson random measure with the intensity measure $\nu(dz) dt$. We assume that both W and N are independent of each other. Furthermore, let $\Sigma_\infty := \sigma\left(\bigcup_{t \geq 0} \Sigma_t\right)$. For any random vector $X : \Omega \mapsto \mathbb{R}^d$ we define its $L^2(\Omega)$ norm as $\|X\|_{L^2(\Omega)} := (\mathbb{E}\|X\|^2)^{1/2}$ and by $X^{(i)}$ we mean the i 'th independent sample of the vector.

For $D, D_L > 0$ we consider $\mathcal{A}(D, D_L)$ a class of all functions $a : [0, T] \times \mathbb{R}^d \mapsto \mathbb{R}^d$ satisfying the following conditions:

- (A1) a is Borel measurable,
- (A2) $\|a(t, 0)\| \leq D$ for all $t \in [0, T]$,
- (A3) $\|a(t, x) - a(t, y)\| \leq D_L \|x - y\|$ for all $x, y \in \mathbb{R}^d, t \in [0, T]$.

Let $\Delta = (\delta(k))_{k=1}^{+\infty} \subset \mathbb{R}_+$ be a positive, strictly decreasing sequence, converging to zero, and let $C > 0, \varrho_1 \in (0, 1]$. We consider the following class $\mathcal{B}(C, D, D_L, \Delta, \varrho_1)$ of functions $b = (b^{(1)}, b^{(2)}, \dots) : [0, T] \times \mathbb{R}^d \mapsto \ell^2(\mathbb{R}^d)$, where $b^{(j)} : [0, T] \times \mathbb{R}^d \mapsto \mathbb{R}^d, j \in \mathbb{N}$. Namely, $b \in \mathcal{B}(C, D, D_L, \Delta, \varrho_1)$ iff it satisfies the following conditions:

- (B1) $\|b(0, 0)\| \leq D,$

- (B2) $\|b(t, x) - b(s, x)\| \leq D_L(1 + \|x\|)|t - s|^{\varrho_1}$ for all $x \in \mathbb{R}^d$ and $t, s \in [0, T]$,
- (B3) $\|b(t, x) - b(t, y)\| \leq D_L\|x - y\|$ for all $x, y \in \mathbb{R}^d$ and $t \in [0, T]$,
- (B4) $\sup_{0 \leq t \leq T} \|\sum_{i=k+1}^{+\infty} b^{(i)}(t, x)\| \leq C(1 + \|x\|)\delta(k)$ for all $k \in \mathbb{N}$ and $x \in \mathbb{R}$.

By δ we also denote a function on $[1, +\infty)$ which is defined either by linear interpolation of Δ sequence or simple substitution of index k with continuous variable x in the definition. Such function is invertible and the difference between each delta is clear from the context. Let $\varrho_2 \in (0, 1]$ and let ν be the Lévy measure as above. We say that a function $c : [0, T] \times \mathbb{R}^d \times \mathbb{R}^{d'} \mapsto \mathbb{R}^d$ belongs to the class $\mathcal{C}(D, D_L, \varrho_2, \nu)$ if and only if

- (C1) c is Borel measurable,
- (C2) $\left(\int_{\mathcal{E}} \|c(0, 0, y)\|^p \nu(dy) \right)^{1/2} \leq D$,
- (C3) $\left(\int_{\mathcal{E}} \|c(t, x_1, y) - c(t, x_2, y)\|^2 \nu(dy) \right)^{1/2} \leq D_L\|x_1 - x_2\|$ for all $x_1, x_2 \in \mathbb{R}^d$, $t \in [0, T]$,
- (C4) $\left(\int_{\mathcal{E}} \|c(t_1, x, y) - c(t_2, x, y)\|^2 \nu(dy) \right)^{1/2} \leq D_L(1 + \|x\|)|t_1 - t_2|^{\varrho_2}$ for all $x \in \mathbb{R}^d$, $t_1, t_2 \in [0, T]$.

Finally, we define the following class

$$\mathcal{J}(D) = \{\eta \in L^2(\Omega) \mid \sigma(\eta) \subset \Sigma_0, \|\eta\|_{L^2(\Omega)} \leq D\}.$$

As a set of admissible input data, we consider the following class

$$\mathcal{F}(C, D, D_L, \Delta, \varrho_1, \varrho_2, \nu) = \mathcal{A}(D, D_L) \times \mathcal{B}(C, D, D_L, \Delta, \varrho_1) \times \mathcal{C}(D, D_L, \varrho_2, \nu) \times \mathcal{J}(D).$$

We recall the truncated dimension randomized Euler algorithm, defined in [5], that approximates the value of $X(T)$. Let $M, n \in \mathbb{N}_+$, $t_j = jT/n$, $j = 0, 1, \dots, n$. We also use the notation

$$\Delta W_j = [\Delta W_{j,1}, \Delta W_{j,2}, \dots]^T,$$

where

$$\Delta W_{j,k} = W_k(t_{j+1}) - W_k(t_j)$$

for $k \in \mathbb{N}$. Let $(\theta_j)_{j=0}^{n-1}$ be a sequence of independent random variables, where each θ_j is uniformly distributed on $[t_j, t_{j+1}]$, $j = 0, 1, \dots, n-1$. We also assume that $\sigma(\theta_0, \theta_1, \dots, \theta_{n-1})$ is independent of Σ_∞ . For $(a, b, c, \eta) \in \mathcal{F}(C, D, D_L, \Delta, \varrho_1, \varrho_2, \nu)$ we set

$$\begin{cases} X_{M,n}^{RE}(0) = \eta \\ X_{M,n}^{RE}(t_{j+1}) = X_{M,n}^{RE}(t_j) + a(\theta_j, X_{M,n}^{RE}(t_j))\frac{T}{n} + b^M(t_j, X_{M,n}^{RE}(t_j))\Delta W_j \\ \quad + \sum_{k=N(t_j)+1}^{N(t_{j+1})} c(t_j, X_{M,n}^{RE}(t_j), \xi_k), \quad j = 0, 1, \dots, n-1. \end{cases} \quad (2)$$

If the argument is omitted by $X_{M,n}^{RE}$ we usually mean the random vector $X_{M,n}^{RE}(T)$. By $X_{M,n}^{RE,i}$, we denote the i 'th independent sample of random vector $X_{M,n}^{RE}$ that implicitly depends on $(a, b, c, \eta) \in \mathcal{F}(C, D, D_L, \Delta, \varrho_1, \varrho_2, \nu)$.

For the sake of brevity, we also recall the following theorem which corresponds to the rate of convergence of the presented algorithm. The more general case where the error is measured in $L^p(\Omega)$ norm can be found in [5].

Theorem 1 ([5]). *There exists a constant $\kappa > 1$, depending only on the parameters of the class $\mathcal{F}(C, D, D_L, \Delta, \varrho_1, \varrho_2, \nu)$, such that for every $(a, b, c, \eta) \in \mathcal{F}(C, D, D_L, \Delta, \varrho_1, \varrho_2, \nu)$ and $M, n \in \mathbb{N}$ it holds*

$$\|X(T) - X_{M,n}^{RE}\|_{L^2(\Omega)} \leq \kappa \left(n^{-\alpha} + \delta(M) \right)$$

where $\alpha := \min\{\varrho_1, \varrho_2, 1/2\}$.

In the remaining part of the paper, by $\{X(t)\}_{t \in [0, T]}$ we mean the unique strong solution of the equation (1) that implicitly depends on $(a, b, c, \eta) \in \mathcal{F}(C, D, D_L, \Delta, \varrho_1, \varrho_2, \nu)$. In the following chapter, we define the complexity model inspired by the information-based complexity (IBC) framework. See [21] for more details.

3. COMPLEXITY MODEL

In [22], authors deal with Lévy driven SDEs where random discretization of the time grid imposes complexity measured in terms of the expectation. Regarding the truncated dimension randomized Euler algorithm, we utilize the same approach, since the number of evaluations of c is non-deterministic. Let $\text{cost}(X_{M,n}^{RE,i})$ denote the complexity of the evaluation of the single random sample $X_{M,n}^{RE,i}$, i.e

$$\begin{aligned} \text{cost}(X_{M,n}^{RE,i}) &:= \#\{\text{evaluations of } a, b, c, \eta, W, N\} \\ &= d(n + Mn + N(T) + 1) + Mn + n \end{aligned}$$

Note that $\text{cost}(X_{M,n}^{RE,i})$ is a random variable (see [5] for more details). On the other hand, let the (expected) cost of the algorithm be defined as

$$\begin{aligned} \text{cost}(X_{M,n}^{RE}) &:= \mathbb{E} \left[\# \text{ of scalar evaluations of } a, b, c, \eta, W, N \right] \\ &= d(n + Mn + \lambda T + 1) + Mn + n \end{aligned}$$

From the law of large numbers for the sequence of i.i.d random variables $\{\text{cost}(X_{M,n}^{RE,i})\}_{i=1}^K$, we obtain that

$$\begin{aligned} \text{cost}(\{X_{M,n}^{RE,i}\}_{i=1}^K) &= \sum_{i=1}^K \text{cost}(X_{M,n}^{RE,i}) = K \left(\frac{1}{K} \sum_{i=1}^K \text{cost}(X_{M,n}^{RE,i}) \right) \\ &\approx K \text{cost}(X_{M,n}^{RE}). \end{aligned}$$

In this paper, we are meant to measure the overall cost (sum of costs) of the evaluation of many independent trajectories rather than the single trajectory itself. Thus, replacing the actual cost with a multiple of the expected cost seems reasonable and intuitive. Next, we see that

$$dMn \leq \text{cost}(X_{M,n}^{RE}) \leq d(\lambda T + 5)Mn,$$

since $Mn \geq 1$. Assuming that number of samples K is sufficiently large, it means that the complexity of $X_{M,n}^{RE}$ is wrt M and n , up to constant proportional to Mn . For confidence level $\alpha \in (0, 1)$, in order to keep asymptotic confidence interval width for

$\frac{1}{K} \sum_{i=1}^K \text{cost}(X_{M,n}^{RE,i})$ less than d , it is sufficient to have $K \geq 4(\lambda T)^2(\Phi(\frac{1+\alpha}{2}))^2$ where Φ denotes an inverse CDF of a Normal distribution. We keep that condition in mind regarding the numerical experiments where the number of samples in the Monte Carlo estimator has to be sufficiently large depending on λ and α . Henceforth, in numerical experiments, we usually assume that $K \geq 1000$.

Finally, we further drop the constants and assume that the cost of the evaluation of i.i.d. samples $\{X_{M,n}^{RE,i}\}_{i=1}^K$ is equal to KMn .

4. MONTE CARLO METHOD

In weak approximation, our main interest is the evaluation of the expectation

$$\mathbb{E}(f(X(T))),$$

such that f is the Lipschitz payoff function with Lipschitz constant D_L . It is well-known that it can be done via the standard Monte Carlo method (replacing expectation with a mean value of K independent samples from $f(X_{M,n}^{RE})$). Rewriting the mean squared error of the standard Monte Carlo estimator as the sum of its variance and squared bias indicates that the method has the following upper error bound

$$\begin{aligned} \mathbb{E}|\mathbb{E}(f(X(T))) - \frac{1}{K} \sum_{i=1}^K f(X_{M,n}^{RE,i})|^2 &= \frac{\text{Var}(f(X_{M,n}^{RE}))}{K} + \left(\mathbb{E}[f(X(T)) - f(X_{M,n}^{RE})]\right)^2 \\ &\leq \kappa_2 K^{-1} + D_L^2 \mathbb{E}\|X(T) - X_{M,n}^{RE}\|^2 \\ &\leq \kappa_2 K^{-1} + 2(\kappa D_L)^2(n^{-2\alpha} + \delta^2(M)) \end{aligned}$$

which results from theorem 1 for bias and the fact that f is Lipschitz payoff with Lipschitz constant D_L and variance of $f(X_{M,n}^{RE})$ is bounded. Therefore, one obtains that

$$\|\mathbb{E}(f(X(T))) - \frac{1}{K} \sum_{i=1}^K f(X_{M,n}^{RE,i})\|_{L^2(\Omega)} \leq \kappa_3(K^{-1/2} + n^{-\alpha} + \delta(M))$$

where $\kappa_3 := \sqrt{\kappa_2} \vee \sqrt{2}\kappa D_L$.

Remark 1. Since the Monte Carlo estimator evaluates the payoff function only once per trajectory, the cost of the evaluation of f can be neglected. Therefore, the total complexity of the estimator is defined as the sum of costs for every single trajectory evaluation, namely

$$\text{cost}\left(\frac{1}{K} \sum_{i=1}^K f(X_{M,n}^{RE,i})\right) := KMn.$$

To achieve the upper error bound up to constant proportional to $\varepsilon > 0$, one for instance may set

$$K := \lceil \varepsilon^{-2} \rceil, n := \lceil \varepsilon^{-1/\alpha} \rceil, M := \lceil \delta^{-1}(\varepsilon) \rceil. \quad (3)$$

Note that $\lceil x \rceil \leq (1 + \frac{1}{x_0})x$ for $0 < x_0 \leq x$, thus

$$\begin{aligned} \varepsilon^{-2} &\leq K = \lceil \varepsilon^{-2} \rceil \leq (1 + (1 \wedge \delta(1)))^2 \varepsilon^{-2} \leq 2\varepsilon^{-2}, \\ \varepsilon^{-1/\alpha} &\leq n = \lceil \varepsilon^{-1/\alpha} \rceil \leq (1 + (1 \wedge \delta(1)))^{1/\alpha} \varepsilon^{-2} \leq 2\varepsilon^{-1/\alpha}, \end{aligned}$$

and

$$\delta^{-1}(\varepsilon) \leq M = \lceil \delta^{-1}(\varepsilon) \rceil \leq 2\delta^{-1}(\varepsilon)$$

for sufficiently small ε , i.e less than or equal to $1 \wedge \delta(1)$. Therefore, the tight complexity bounds are

$$\varepsilon^{-(2+\frac{1}{\alpha})}\delta^{-1}(\varepsilon) \leq \text{cost} \left(\frac{1}{K} \sum_{i=1}^K f(X_{M,n}^{RE,i}) \right) \leq 8\varepsilon^{-(2+\frac{1}{\alpha})}\delta^{-1}(\varepsilon),$$

indicating that the cost of the algorithm is in fact up to constant proportional to $\varepsilon^{-(2+\frac{1}{\alpha})}\delta^{-1}(\varepsilon)$. By $\mathcal{MC}(\varepsilon)$ we mean the value of standard Monte Carlo algorithm under provided parameters (3).

5. MULTILEVEL MONTE CARLO METHOD

Suppose $\{n_l\}_{l=0}^{+\infty} \subset \mathbb{N}_+$ and $\{M_l\}_{l=0}^{+\infty} \subset \mathbb{N}_+$ are two non-decreasing sequences of parameters. For fixed level $L \in \mathbb{N}_+$ and $\{K_l\}_{l=0}^L \subset \mathbb{N}_+$ which are parameters to be found, the multilevel Monte Carlo estimator is defined as

$$\mathcal{ML} := \frac{1}{K_0} \sum_{i_0=1}^{K_0} f(X_{M_0,n_0}^{RE,i_0}) + \sum_{l=1}^L \frac{1}{K_l} \sum_{i_l=1}^{K_l} (f(X_{M_l,n_l}^{RE,i_l}) - f(X_{M_{l-1},n_{l-1}}^{RE,i_l})). \quad (4)$$

In addition to level L , the multilevel estimator \mathcal{ML} depends on a set of parameters for both grid densities and **truncation parameters**. For the sake of brevity, we further omit those parameters in the notation of \mathcal{ML} . Furthermore, for each level $l = 1, \dots, L$, and $i_l \in \{1, \dots, K_l\}$ the random variables X_{M_l,n_l}^{RE,i_l} and $X_{M_{l-1},n_{l-1}}^{RE,i_l}$ remain coupled only via the use of the same realization of Wiener process, Poisson process, and jump-heights sequence. The realizations of random time discretizations on different levels remain independent of each other. The reasoning behind such a coupling idea is explained in the following part.

First of all, one may define the timestep of the algorithm as $h_l := T/n_l$ as in (2). Nevertheless, it is convenient to have timestep h_l in the form of

$$h_l := T\beta^{-l},$$

for some $\beta > 1$. Therefore, we usually assume that the grid density parameters are defined as

$$n_l := \lceil \beta^l \rceil$$

for $\beta > 1$ and every $l = 0, \dots, L$, so that

$$\frac{T}{n_l} = \frac{T}{\lceil \beta^l \rceil} \leq T\beta^{-l} = h_l, \quad (5)$$

meaning that our timesteps do not exceed the desired h_l . Furthermore, note that

$$n_l^{-\alpha} \leq T^{-\alpha} h_l^\alpha$$

for $\alpha > 0$, which means that we can rewrite thesis of the theorem 1 in terms of h_l instead of n_l with new constant $\tilde{\kappa} := (T^{-\alpha} \vee 1)\kappa$. Since $\beta > 1$, we have that $\lceil \beta^l \rceil \leq 2\beta^l$. Thus,

$$n_l = \lceil \beta^l \rceil \leq 2\beta^l = 2T \frac{\beta^l}{T} = \frac{2T}{h_l}. \quad (6)$$

And as was already mentioned, the mean squared error can be rewritten as the sum of variance and the squared bias which can also be applied to the multilevel estimator. This leads to the following equality

$$\|\mathbb{E}(f(X(T))) - \mathcal{ML}\|_{L^2(\Omega)}^2 = \text{Var}(\mathcal{ML}) + (\mathbb{E}(f(X(T))) - \mathbb{E}(\mathcal{ML}))^2.$$

Note that $\mathbb{E}(\mathcal{ML}) = \mathbb{E}(f(X_{M_L, n_L}^{RE}))$, thus

$$(\mathbb{E}(f(X(T))) - \mathbb{E}(\mathcal{ML}))^2 \leq \mathbb{E}|f(X(T)) - f(X_{M_L, n_L}^{RE})|^2 \leq \kappa_{bias}(h_L^{2\alpha} + \delta^2(M_L)), \quad (7)$$

where $\kappa_{bias} := 2(D_L \tilde{\kappa})^2$. Therefore, the upper bound for the second term above (squared bias) depends only on the convergence rate of the numerical scheme which is determined by α and $\delta(\cdot)$.

The multilevel Monte Carlo method aims at variance reduction of the expectation estimator to reduce the computational cost. As mentioned, our main interest in this paper is to investigate the properties of the introduced multilevel procedure (4) in the infinite-dimensional setting (1).

First, let us provide an intuitive derivation of parameters' values. To investigate the cost of the multilevel Monte Carlo method for SDEs driven by the countably dimensional Wiener process, we replicate steps presented in paper [7]. Let

$$v_l := \text{Var}[f(X_{M_l, n_l}^{RE}) - f(X_{M_{l-1}, n_{l-1}}^{RE})].$$

and

$$v_0 := \text{Var}[f(X_{M_0, n_0}^{RE})].$$

One can notice that the variance of the multilevel estimator is equal to

$$\text{Var}[\mathcal{ML}] = \sum_{l=0}^L \frac{v_l}{K_l}$$

and, following the remark 1, the cost can be defined as

$$\text{cost}(\mathcal{ML}) := \sum_{l=0}^L K_l M_l n_l$$

or alternatively (by inequalities (5) and (6)) as $\sum_{l=0}^L \frac{K_l M_l}{h_l}$. By minimizing the variance with respect to the fixed cost one obtains that the optimal value for K_l is

$$K_l = \left\lceil 2\varepsilon^{-2} \sqrt{\frac{v_l h_l}{M_l}} \sum_{k=0}^L \sqrt{\frac{v_k M_k}{h_k}} \right\rceil$$

where ε is the expected $L^2(\Omega)$ error of the algorithm. Recall that for any two square-integrable random variables X, Y one has that

$$\text{Var}(X - Y) \leq (\text{Var}^{\frac{1}{2}}(X) + \text{Var}^{\frac{1}{2}}(Y))^2.$$

On the other hand, since

$$h_{l-1} = \beta h_l \text{ and } \delta(M_l) < \delta(M_{l-1})$$

for $l = 1, \dots, L$, we have that

$$\begin{aligned}
v_l &= \text{Var} \left[(f(X(T)) - f(X_{M_{l-1}, n_{l-1}}^{RE})) - (f(X(T)) - f(X_{M_l, n_l}^{RE})) \right] \\
&\leq \left(\text{Var}^{\frac{1}{2}}(f(X(T)) - f(X_{M_l, n_l}^{RE})) + \text{Var}^{\frac{1}{2}}(f(X(T)) - f(X_{M_{l-1}, n_{l-1}}^{RE})) \right)^2 \\
&\leq 2D_L^2 \|X(T) - X_{M_l, n_l}^{RE}\|_{L^2(\Omega)}^2 + 2D_L^2 \|X(T) - X_{M_{l-1}, n_{l-1}}^{RE}\|_{L^2(\Omega)}^2 \\
&\leq 8(1 \vee \beta^{2\alpha})(D_L \tilde{\kappa})^2(h_l^{2\alpha} + \delta^2(M_{l-1}))
\end{aligned}$$

Similarly, from the fact that the variance of $f(X_{M_0, n_0}^{RE})$ is bounded and the observation that δ takes only positive values, we obtain that

$$\begin{aligned}
v_0 &\leq \mathbb{E}|f(X_{M_0, n_0}^{RE})|^2 \leq \kappa_2 = \frac{\kappa_2}{T^{2\alpha} + \delta^2(M_0)}(T^{2\alpha} + \delta^2(M_0)) \\
&\leq \frac{\kappa_2}{T^{2\alpha}}(h_0^{2\alpha} + \delta^2(M_0))
\end{aligned}$$

Hence,

$$v_l \leq \kappa_{var}(h_l^{2\alpha} + \delta^2(M_{l-1})), \quad l \in \{0, \dots, L\} \quad (8)$$

where $\kappa_{var} := 4\beta^{2\alpha}\kappa_{bias} \vee \kappa_2 T^{-2\alpha}$ and $M_{-1} := M_0$.

It results in the observation that $v_l \rightarrow 0$ as $l \rightarrow +\infty$ which guarantees that one needs fewer and fewer samples on the next levels. Similarly to SDEs driven by the finite-dimensional Wiener process, it means that coarse levels contribute to the cost via a slightly greater number of independent samples. Inequality (8) also indicates that despite the fact that for $l = 1, \dots, L$, sequences of independent random variables $\theta_j^{(l)} \sim \mathcal{U}(j\frac{T}{n_l}, (j+1)\frac{T}{n_l})$ for $j = 0, \dots, n_l - 1$ and $\theta_j^{(l-1)} \sim \mathcal{U}(j\frac{T}{n_{l-1}}, (j+1)\frac{T}{n_{l-1}})$ for $j = 0, \dots, n_{l-1} - 1$ are not coupled, both $f(X_{M_{l-1}, n_{l-1}}^{RE})$ and $f(X_{M_l, n_l}^{RE})$ approximate the same realization of a random variable $f(X(T))$ which is sufficient for the algorithm to work.

The general idea for the proof of complexity bounds for the multilevel Monte Carlo method consists of a few repeatable steps. To establish the parameters of an algorithm, first, we try to find values for which the upper error bound $\varepsilon > 0$ is attained. The parameters depend on ε . It usually starts with parameter L since it determines the upper bound for the bias of an estimator which is entirely determined by the convergence rate of the numerical scheme and not by the method itself (see inequality (7)). Next, we proceed with the number of summands K_l which affects the estimator's variance. Finally, having obtained concrete parameters' values for which the upper error bound is attained, we check the corresponding complexity of an algorithm in terms of ε (upper bound for the $L^2(\Omega)$ error).

In the next part of this paper, we provide a theorem that addresses the complexity upper bound for the multilevel algorithm in setting (1). As expected, the cost turns out to highly depend on the δ function. Nevertheless, in the general case, the dependence corresponds to the exponent of a possibly unknown constant. To investigate input data for which the impact of the exponent can be mitigated, we introduce the following family of classes for the inverse of δ .

Definition 1. We define the following family of classes

$$\mathcal{G}_{x_0} := \left\{ g : (0, x_0) \mapsto \mathbb{R}_+ : g - \text{strictly decreasing, and} \right. \\ \left. \exists \tilde{C} : \mathbb{R}_+ \mapsto \mathbb{R}_+ \quad \forall_{0 < x, y < x_0} : \frac{g(y)}{g(x)} \leq \tilde{C}\left(\frac{\log(x_0/y)}{\log(x_0/x)}\right) \right\}$$

which is parametrized by $x_0 > 0$. The class \mathcal{G}_{x_0} is further called the class of positive log-decreasing functions. For the sake of brevity, if function g is defined on a domain broader than $(0, x_0)$, by condition $g \in \mathcal{G}_{x_0}$ we usually mean $g|_{(0, x_0)} \in \mathcal{G}_{x_0}$.

Fact 1. For any $x_0 > 0$, class \mathcal{G}_{x_0} satisfies the following properties:

(P1) \mathcal{G}_{x_0} is non-empty since

$$g : (0, x_0) \ni x \mapsto \log(x_0/x) \in \mathbb{R}_+$$

belongs to the class with $\tilde{C}(x) = x$.

(P2) For every $g_1, g_2 \in \mathcal{G}_{x_0}$, one has that

$$g_1 + g_2 : (0, x_0) \ni x \mapsto g_1(x) + g_2(x) \in \mathbb{R}_+$$

and

$$g_1 g_2 : (0, x_0) \ni x \mapsto g_1(x) g_2(x) \in \mathbb{R}_+$$

belong to \mathcal{G}_{x_0} .

(P3) For every $g \in \mathcal{G}_{x_0}$ and $a > 0$, one has that

$$a + g : (0, x_0) \ni x \mapsto a + g(x) \in \mathbb{R}_+$$

and

$$a \cdot g : (0, x_0) \ni x \mapsto a \cdot g(x) \in \mathbb{R}_+$$

belong to \mathcal{G}_{x_0} .

(P4) For every $g \in \mathcal{G}_{x_0}$ and $\alpha > 0$, one has that

$$g^\alpha : (0, x_0) \ni x \mapsto (g(x))^\alpha \in \mathbb{R}_+$$

belongs to \mathcal{G}_{x_0} .

(P5) For any $g \in \mathcal{G}_{x_0}$, $a > 0$ and $x \in (0, x_0^{\frac{1}{a}})$ one obtains that

$$g(x^a) \leq \tilde{C}(a) g(x_0^{\frac{a-1}{a}} x),$$

which results from the direct substitution $y := x_0^{1-a} x^a$.

Properties (P1)-(P4) guarantee that for any $x_0 > 0$ class \mathcal{G}_{x_0} is rich in various functions. In fact, for any $x_0 > 0$ class \mathcal{G}_{x_0} is a convex cone. On the other hand, property (P5) assures that the exponent can be reduced to the multiplicative constant.

The following theorem provides the upper bound for the cost of the multilevel algorithm for the considered class of SDEs. We also provide an additional lower cost bound of the obtained estimator to stress that the cost is greater than one measured in a finite-dimensional setting. The cost in finite-dimensional setting is proportional to $\varepsilon^{-2}(\log(\varepsilon))^2$.

Theorem 2. Let $(a, b, c, \eta) \in \mathcal{F}(C, D, D_L, \Delta, \varrho_1, \varrho_2, \nu)$ be the tuple of functions defining equation (1) with $\varrho_1, \varrho_2 \in [1/2, 1]$, so that $\alpha = 1/2$. For any sufficiently small $\varepsilon \geq 0$ there exists a multilevel algorithm \mathcal{ML} such that

i)

$$\|\mathcal{ML} - \mathbb{E}(f(X(T)))\|_{L^2(\Omega)} \leq \varepsilon,$$

ii)

$$\text{cost}(\mathcal{ML}) \leq \begin{cases} c_7 \varepsilon^{-2} (\log(\varepsilon^{-1}))^2 \delta^{-1}(\varepsilon), & \text{for } \delta^{-1} \in \mathcal{G}_{\delta(1)} \\ c_6 \varepsilon^{-2} (\log(\varepsilon^{-1}))^2 \delta^{-1}(\varepsilon^{\kappa_{\text{cost}}}), & \text{otherwise} \end{cases},$$

iii)

$$\text{cost}(\mathcal{ML}) \geq c_9 \varepsilon^{-2} \left((\log(\varepsilon^{-1}))^2 + \delta^{-1}(\varepsilon) \right).$$

for some positive constants c_6, c_7, c_9 and $\kappa_{\text{cost}} > 1$, depending only on the parameters of the class $\mathcal{F}(C, D, D_L, \Delta, \varrho_1, \varrho_2, \nu)$ and some $\beta > 1$.

Proof. Without loss of generality, let $D_L > 1$. Otherwise, note that any D_L -Lipschitz function satisfies Lipschitz condition with $D_L \vee 1$ constant. Similarly w.l.o.g we assume that $\delta(1) > 1$.

Next, let

$$n_l := \lceil \beta^l \rceil$$

for some $\beta > 1$, so that

$$h_l := T \beta^{-l} \geq \frac{T}{n_l}.$$

Knowing the exact rate of convergence which depends on α and δ , let

$$M_l := \lceil \delta^{-1}(\beta^{-\alpha(l+1)}) \rceil,$$

thus

$$\begin{aligned} M_l &\geq \delta^{-1}(\beta^{-\alpha(l+1)}) \\ \delta(M_l) &\leq \beta^{-\alpha(l+1)} = \left(\frac{1}{T\beta} \right)^\alpha h_l^\alpha. \end{aligned}$$

Note that $\beta^{-\alpha(l+1)}$ falls into the domain of δ^{-1} which is $(0, \delta(1)]$, since $\beta > 1 \geq \delta(1)^{-1/\alpha}$. From inequality (7) one obtains the following upper bound

$$(\mathbb{E}(f(X(T))) - \mathbb{E}(\mathcal{ML}))^2 \leq \kappa_{\text{bias}}(h_L^{2\alpha} + \delta^2(M_L)) \leq 2(1 \vee (T\beta)^{-2\alpha}) \kappa_{\text{bias}} h_L^{2\alpha} = c_1 h_L^{2\alpha}$$

where $c_1 := 2(1 \vee (T\beta)^{-2\alpha}) \kappa_{\text{bias}}$. Having set

$$L := \left\lceil \frac{\log(\sqrt{2c_1} T^\alpha \varepsilon^{-1})}{\alpha \log \beta} \right\rceil, \tag{9}$$

we get the desired upper bound for squared bias

$$(\mathbb{E}(f(X(T))) - \mathbb{E}(\mathcal{ML}))^2 \leq \frac{\varepsilon^2}{2}. \tag{10}$$

Similarly, for such parameters n_l and M_l and from inequality (8) one obtains that

$$v_l \leq \kappa_{\text{var}}(h_l^{2\alpha} + \delta^2(M_{l-1})) \leq 2(1 \vee T^{-2\alpha}) \kappa_{\text{var}} h_l^{2\alpha} = c_2 h_l^{2\alpha}$$

where

$$c_2 := 2(1 \vee T^{-2\alpha})\kappa_{var}.$$

Recalling that $\alpha = 1/2$, the above inequality simplifies to

$$v_l \leq c_2 h_l.$$

Utilizing the above property, we get the following upper bound for the optimal K_l . Following the idea presented in [7], the actual value for K_l in the proof is further chosen to be equal to the obtained upper bound, namely

$$\begin{aligned} K_l &:= \left\lceil 2c_2 \varepsilon^{-2} \frac{h_l}{\sqrt{M_l}} \sum_{k=0}^L \sqrt{M_k} \right\rceil = \left\lceil 2c_2 \varepsilon^{-2} \frac{h_l^{\alpha+1/2}}{\sqrt{M_l}} \sum_{k=0}^L h_k^{\alpha-1/2} \sqrt{M_k} \right\rceil \\ &\geq \left\lceil 2\varepsilon^{-2} \sqrt{\frac{v_l h_l}{M_l}} \sum_{k=0}^L \sqrt{\frac{v_k M_k}{h_k}} \right\rceil. \end{aligned}$$

Note, that

$$1 \leq \frac{\sum_{k=0}^L \sqrt{M_k}}{\sqrt{M_l}} \quad (11)$$

for any $L \in \mathbb{N}$ and $l = 0, \dots, L$. Thus, from the above inequality in (11), we have that

$$\text{Var}(\mathcal{ML}) = \sum_{l=0}^L \frac{v_l}{K_l} \leq \sum_{l=0}^L \frac{c_2 h_l}{2c_2 \varepsilon^{-2} h_l} = \frac{\varepsilon^2}{2}. \quad (12)$$

Henceforth, together from (10) and (12), we obtain that

$$\|\mathbb{E}(f(X(T))) - \mathcal{ML}\|_{L^2(\Omega)} \leq \varepsilon,$$

which means that our algorithm does not exceed the desired mean squared error. Next, we focus on the value of $\text{cost}(\mathcal{ML})$.

From assumption that $\beta > 1$ we obtain

$$M_l = \lceil \delta^{-1}(\beta^{-\alpha(l+1)}) \rceil \leq \left(1 + \frac{1}{\delta^{-1}(1)}\right) \delta^{-1}(\beta^{-\alpha(l+1)})$$

for every $l = 0, \dots, L$. Assuming that ε is sufficiently small, i.e $\varepsilon < 1/e$, from (9) one obtains that

$$L + 1 \leq c_4 \log(\varepsilon^{-1})$$

for

$$c_4 := \left(0 \vee \frac{\log(\sqrt{2c_1} T^\alpha)}{\alpha \log \beta}\right) + \frac{1}{\alpha \log \beta} + 2$$

which was also stressed in [7]. From this property, we obtain that

$$\delta^{-1}(\beta^{-\alpha(L+1)}) \leq \delta^{-1}(\varepsilon^{c_4 \alpha \log \beta}) = \delta^{-1}(\varepsilon^{\kappa_{cost}}),$$

where $\kappa_{cost} := c_4 \alpha \log \beta$. Therefore,

$$M_l \leq c_5 \delta^{-1}(\varepsilon^{\kappa_{cost}})$$

for $l = 0, \dots, L$ where $c_5 := \left(1 + \frac{1}{\delta^{-1}(1)}\right)$. Since

$$K_l \leq 2c_2\varepsilon^{-2} \frac{h_l}{\sqrt{M_l}} \sum_{k=0}^L \sqrt{M_k} + 1,$$

the following inequality holds true

$$K_l M_l n_l \leq (2c_2\varepsilon^{-2} \frac{h_l}{\sqrt{M_l}} \sum_{k=0}^L \sqrt{M_k} + 1) M_l \frac{2T}{h_l}.$$

It results in

$$\begin{aligned} \sum_{l=0}^L K_l M_l n_l &\leq \sum_{l=0}^L (2c_2\varepsilon^{-2} \frac{h_l}{\sqrt{M_l}} \sum_{k=0}^L \sqrt{M_k} + 1) M_l \frac{2T}{h_l} \\ &\leq 2T \left(2c_2\varepsilon^{-2} + \sum_{l=0}^L h_l^{-1} \right) (L+1)^2 M_L. \end{aligned}$$

Similarly as in [7], note that

$$h_l^{-1} = T^{-1} \beta^l = T^{-1} \beta^L \beta^{l-L} = h_L^{-1} \beta^{l-L}$$

and from (9)

$$\begin{aligned} L-1 &\leq \frac{\log(\sqrt{2c_1} T^\alpha \varepsilon^{-1})}{\alpha \log \beta} \\ h_L^{-\alpha} &= (T^{-1} \beta^L)^\alpha \leq \sqrt{2c_1} \beta^\alpha \varepsilon^{-1} \\ h_L^{-1} &\leq (\sqrt{2c_1})^{\frac{1}{\alpha}} \beta \varepsilon^{-1/\alpha} = 2c_1 \beta \varepsilon^{-2}. \end{aligned}$$

From these inequalities, one obtains that

$$\sum_{l=0}^L h_l^{-1} = h_L^{-1} \sum_{l=0}^L \beta^{l-L} \leq \frac{(\sqrt{2c_1})^{\frac{1}{\alpha}} \beta^2}{\beta - 1} \varepsilon^{-2}.$$

From previously obtained upper bounds we get that

$$\begin{aligned} \sum_{l=0}^L K_l M_l n_l &\leq 2T \left(2c_2 + \frac{(\sqrt{2c_1})^{\frac{1}{\alpha}} \beta^2}{\beta - 1} \right) \varepsilon^{-2} (L+1)^2 M_L \\ &\leq 2T \left(2c_2 + \frac{(\sqrt{2c_1})^{\frac{1}{\alpha}} \beta^2}{\beta - 1} \right) c_4^2 c_5 \varepsilon^{-2} (\log(\varepsilon^{-1}))^2 \delta^{-1}(\varepsilon^\kappa) \\ &= c_6 \varepsilon^{-2} (\log(\varepsilon^{-1}))^2 \delta^{-1}(\varepsilon^\kappa) \end{aligned}$$

where $c_6 := 2T \left(2c_2 + \frac{(\sqrt{2c_1})^{\frac{1}{\alpha}} \beta^2}{\beta - 1} \right) c_4^2 c_5$. Note that $\kappa_{cost} = c_4 \alpha \log \beta > 1$, thus

$$\delta^{-1}(\varepsilon^{\kappa_{cost}}) \geq \delta^{-1}(\varepsilon).$$

Furthermore, if $\varepsilon < (\delta(1))^{1/\kappa_{cost}}$ and $\delta^{-1} \in \mathcal{G}_{\delta(1)}$, from property (P5) in fact 1, we obtain that

$$\delta^{-1}(\varepsilon^{\kappa_{cost}}) \leq \tilde{C}(\kappa_{cost}) \delta^{-1}(c_8 \varepsilon) \leq \tilde{C}(\kappa_{cost}) \delta^{-1}(\varepsilon)$$

where $c_8 := (\delta(1))^{\frac{\kappa_{cost}-1}{\kappa_{cost}}} > 1$. It completes the proof for the upper complexity bounds of the algorithm with $c_7 := c_6 \tilde{C}(\kappa_{cost})$.

We now proceed with additional lower complexity bound. From

$$\kappa_{bias} \delta^2(M_L) \leq \kappa_{bias} (h_L^{2\alpha} + \delta^2(M_L)) \leq \varepsilon^2$$

and the observation that $\sqrt{\kappa_{bias}} = \sqrt{2} D_L \tilde{\kappa} > 1$, we obtain that

$$M_L \geq \delta^{-1} \left(\frac{\varepsilon}{\sqrt{\kappa_{bias}}} \right) > \delta^{-1}(\varepsilon).$$

Similarly, from the lower bounds on K_l and n_l we obtain

$$\begin{aligned} \text{cost}(\mathcal{ML}) &\geq \sum_{l=0}^L \left(2c_2 \varepsilon^{-2} \frac{h_l}{\sqrt{M_l}} \sum_{k=0}^L \sqrt{M_k} \right) \frac{2TM_l}{h_l} \\ &\geq 4Tc_2 \varepsilon^{-2} (L^2 + M_L) \\ &\geq 4Tc_2 (1 \wedge (\alpha \log \beta)^{-1}) \varepsilon^{-2} \left(\log(\sqrt{2c_1} T^\alpha \varepsilon^{-1}) + \delta^{-1}(\varepsilon) \right) \\ &\geq c_9 \varepsilon^{-2} \left((\log(\varepsilon^{-1}))^2 + \delta^{-1}(\varepsilon) \right) \end{aligned}$$

where

$$c_9 := 4Tc_2 (1 \wedge (\alpha \log \beta)^{-1})$$

and

$$\begin{aligned} \sqrt{2c_1} T^\alpha &= 2\sqrt{\kappa_{bias}} (T^\alpha \vee \beta^{-\alpha}) \\ &\geq 2\sqrt{\kappa_{bias}} T^\alpha = 2\sqrt{2} D_L \tilde{\kappa} T^\alpha \\ &= 2\sqrt{2} D_L (1 \vee T^{-\alpha}) T^\alpha \kappa \geq 2\sqrt{2} D_L \kappa > 1, \end{aligned}$$

which completes the proof. \square

6. NUMERICAL EXPERIMENTS

In this section, we compare the results from numerical experiments carried out for both standard and multilevel Monte Carlo methods. The implementation utilizes both Python and CUDA C programming languages as well as the PyCuda package which allows calling CUDA kernels from the Python level. The pseudo-code for the algorithm that dynamically estimates the number of levels and the variance is similar to the one presented in [7].

For upper error bound $\varepsilon > 0$, the parameters of the standard Monte Carlo algorithm were set as defined in section 4, resulting in the expected cost asymptotically proportional to $\Theta(\varepsilon^{-4} \delta^{-1}(\varepsilon))$.

The main parameters of the multilevel method were set as it was defined in the proof of theorem 4 with $\beta = 2$, i.e $n_l = 2^l$ and $M_l = \lceil \delta^{-1}(2^{-(l+1)/2}) \rceil$ for $l \in \mathbb{N}$. The following part of this chapter corresponds to the remaining parameters of an algorithm which were dynamically estimated via the procedure presented in [7].

Until the next subsection let the superscript of any estimator denote the iteration number of an algorithm. Thus, let $\widehat{L}^{(i)}$ denote the number of levels (excluding zero-level) at i -th iteration of the procedure. The number of levels is updated concerning the following formula

$$\widehat{L}^{(i+1)} = \begin{cases} \widehat{L}^{(i)}, & (i > 2) \text{ and } (\text{convergence_error}(i) < 0) \\ \widehat{L}^{(i)} + 1, & \text{otherwise} \end{cases}$$

for $i \in \mathbb{N}_+$ and $\widehat{L}^{(1)} = 0$, meaning that we start our procedure with single level. On the other hand, the final iteration id is denoted by $\text{fin} := \min\{i \in \mathbb{N} : \widehat{L}^{(i)} = \widehat{L}^{(i+1)}\}$. Since the optimal values for $\{K_l\}$ depend on the variances of corresponding levels, at i -th iteration one estimates K_l with $\widehat{K}_l^{(i+1)}$ utilizing proper variance estimate $\widehat{v}_l^{(i)}$ of v_l . The variance estimates are updated regarding the following formula

$$\widehat{v}_l^{(i)} = \begin{cases} \text{estimate of } v_l \text{ with } 10^3 \text{ samples, } l = \widehat{L}^{(i)} \\ \text{estimate of } v_l \text{ with } \widehat{K}_l^{(i)} \text{ samples, } l = 0, \dots, \widehat{L}^{(i)} - 1 \end{cases}$$

for $l = 0, \dots, \widehat{L}^{(i)}$. It means that the variance of the current top level is always estimated with 1000 samples. And the number of samples $\widehat{K}_l^{(i+1)}$ per level is updated with respect to the following formula

$$\widehat{K}_l^{(i+1)} := \left\lceil 2\varepsilon^{-2} \sqrt{\frac{\widehat{v}_l^{(i)}}{M_l n_l}} \sum_{k=0}^{\widehat{L}^{(i)}} \sqrt{\widehat{v}_k^{(i)} M_k n_k} \right\rceil$$

for $l = 0, \dots, \widehat{L}^{(i)}$. Finally, let

$$\widehat{Y}_l^{(i)} := \frac{1}{\widehat{K}_l^{(i)}} \sum_{i_l=1}^{\widehat{K}_l^{(i)}} (f(X_{M_l, n_l}^{RE, i_l}) - f(X_{M_{l-1}, n_{l-1}}^{RE, i_l})),$$

so that the convergence error function is defined as

$$\text{convergence_error} : \mathbb{N}_+ \setminus \{1, 2\} \ni i \mapsto \left(\frac{1}{2} |\widehat{Y}_{\widehat{L}^{(i)}-1}^{(i)}| \vee |\widehat{Y}_{\widehat{L}^{(i)}}^{(i)}| \right) - (\sqrt{2} - 1) \frac{\varepsilon}{\sqrt{2}}.$$

From now on, by $\widehat{\mathcal{ML}}(\varepsilon)$ we define the value of multilevel algorithm that uses the aforementioned estimates $\widehat{L}^{(\text{fin})}$, $\{\widehat{K}_l^{(\text{fin})}\}_{l=0}^{\widehat{L}^{(\text{fin})}}$ and defined parameters $\{M_l\}_{l \in \mathbb{N}}$, $\{n_l\}_{l \in \mathbb{N}}$.

6.1. Example equation. In numerical experiments, we used the following equation and payoff function.

Example (Merton model with Call option payoff). Let us consider the following equation

$$X(t) = \eta + \int_0^t \mu X(s) ds + \sum_{j=1}^{+\infty} \int_0^t \frac{\sigma_j}{j^\alpha} X(s) dW_j(s) + \int_0^t X(s-) dL(s), \quad t \in [0, T], \quad (13)$$

where $\eta, \mu \in \mathbb{R}$, $\alpha \geq 1$, $(\sigma_j)_{j=1}^{+\infty}$ is a bounded sequence of positive real numbers, and $L = (L(t))_{t \in [0, T]}$ is a compound Poisson process with intensity $\lambda > 0$ and jump heights

$(\xi_i)_{i=1}^{+\infty}$. The solution of the equation (13) can be described by the following formula

$$X(t) = \eta \exp \left[\left(\mu - \frac{1}{2} \sum_{j=1}^{+\infty} \frac{\sigma_j^2}{j^{2\alpha}} \right) t + \sum_{j=1}^{+\infty} \frac{\sigma_j}{j^\alpha} W_j(t) \right] \prod_{i=1}^{N(t)} (1 + \xi_i).$$

The aforementioned solution can be simulated on the computer by truncating an infinite sum in the above formula, which is further denoted by $X_M(t)$ for $M \in \mathbb{N}_+$.

For simulation purposes, we set $\mu = 0.08, \sigma_j = \sigma = 0.4$ for $j \in \mathbb{N}$ and $\alpha = T = \eta = \lambda = 1$ with call-option payoff $f(x) := (x - 1 \vee 0)$. Let $(Y_i)_{i=1}^{+\infty}$ be a sequence of independent random variables that are normally distributed with zero mean and unit variance. We assume that the jump heights sequence of random variables is defined by $\xi_i = -0.5 \cdot \mathbb{1}_{(-\infty, 0]}(Y_i) + (0.5 + Y_i) \cdot \mathbb{1}_{(0, +\infty)}(Y_i)$.

Since the exact solution of the equation is known, the corresponding value of $\mathbb{E}(f(X(T)))$ can be estimated with the standard Monte Carlo method, i.e

$$\mathbb{E}(f(X(T))) \approx \frac{1}{10^6} \sum_{k=1}^{10^6} f(X_{12 \cdot 10^3}^{(k)}(T)).$$

Thus, for both standard and multilevel Monte Carlo algorithms, we estimate their corresponding errors in the $L^2(\Omega)$ norm using the following formula

$$\widehat{e}_K(Y) := \left(\frac{1}{K} \sum_{i=1}^K |Y^{(i)}(\varepsilon) - \frac{1}{10^6} \sum_{k=1}^{10^6} f(X_{12 \cdot 10^3}^{(k)}(T))|^2 \right)^{1/2},$$

such that $Y \in \{\mathcal{MC}(\varepsilon), \widehat{\mathcal{ML}}(\varepsilon)\}$. Since the cost of $\widehat{\mathcal{ML}}(\varepsilon)$ is a random variable, we estimate it with the mean cost, i.e

$$\text{cost}(\widehat{\mathcal{ML}}(\varepsilon)) := \frac{1}{K} \sum_{i=1}^K \text{cost}(\widehat{\mathcal{ML}}^{(i)}(\varepsilon)) = \frac{1}{K} \sum_{i=1}^K \sum_{l=0}^{\widehat{L}^{(fin),i}} \widehat{K}_l^{(fin),i} M_l n_l.$$

In numerical experiments both $\widehat{e}_{10^4}(\mathcal{MC}(\varepsilon))$ and $\widehat{e}_{10^3}(\widehat{\mathcal{ML}}(\varepsilon))$ were evaluated for various values of $\varepsilon > 0$.

On figure 1 the reader can find log-log plot of $\widehat{e}_{10^4}(\mathcal{MC}(\varepsilon))$ and $\text{cost}(\mathcal{MC}(\varepsilon))$ as well as the expected theoretical slope. On the other hand, in figure 2 one can find a plot of $\widehat{e}_{10^3}(\widehat{\mathcal{ML}}(\varepsilon))$ and $\text{cost}(\widehat{\mathcal{ML}}(\varepsilon))$ as well as the comparison with expected cost upper bound with unknown constants obtained via nonlinear regression. Finally, in figure 3, one can find the comparison between the costs of the algorithms wrt the errors.

6.2. Details on the implementation. For the convenience of the reader, we provide the following code listings that contain the implementation of the algorithm.

A single step of truncated dimension randomized Euler algorithm was implemented as a CUDA device function. See listing 3 in [5].

```

1 __device__ FP sample_from_Y1(int ML, int nL, int Ml, int nl, FP x0, FP T,
   curandState_t* state) {
2     // (1)
3     FP* dWL = (FP*)malloc(sizeof(FP) * ML);
4     memset(dWL, 0, sizeof(FP) * ML);
5     FP* dWl = (FP*)malloc(sizeof(FP) * Ml);

```

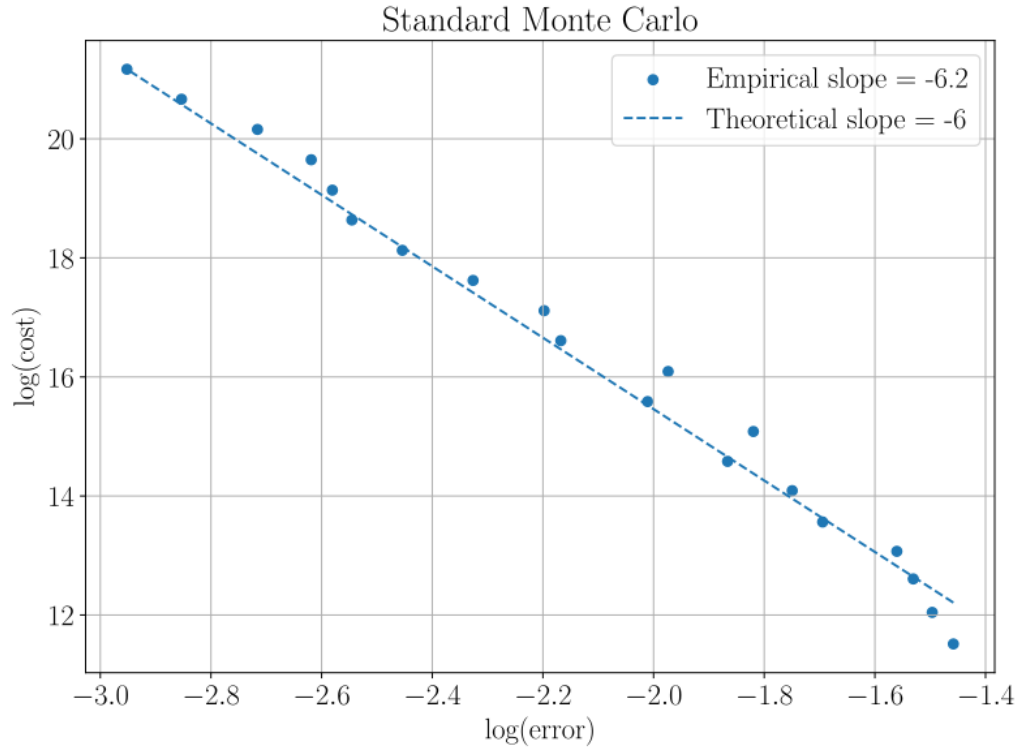



FIGURE 1. Monte Carlo error vs cost

```

6  memset(dWl, 0, sizeof(FP) * Ml);
7  // (2)
8  FP tL = 0;
9  FP t1 = 0;
10 FP XL = x0;
11 FP Xl = x0;
12 // (3)
13 int grid_density = LCM(nL, n1);
14 FP H = T / grid_density;
15 // (4)
16 Jump* jumps_head = (Jump*)malloc(sizeof(Jump));
17 generate_jumps<FP>(state, INTENSITY, T, jumps_head);
18 Jump* jump_L = jumps_head;
19 Jump* jump_l = jumps_head;
20 // (5)
21 FP t, dW;
22 for (int i = 0; i < grid_density; i++) {
23     t = (i+1)*H;
24     // (6)
25     for (int k = 0; k < ML; k++) {
26         dW = (FP)(curand_normal(state) * sqrt(H));
27         dWL[k] += dW;
28         if (k < Ml) {
29             dWl[k] += dW;
30         }
31     }

```

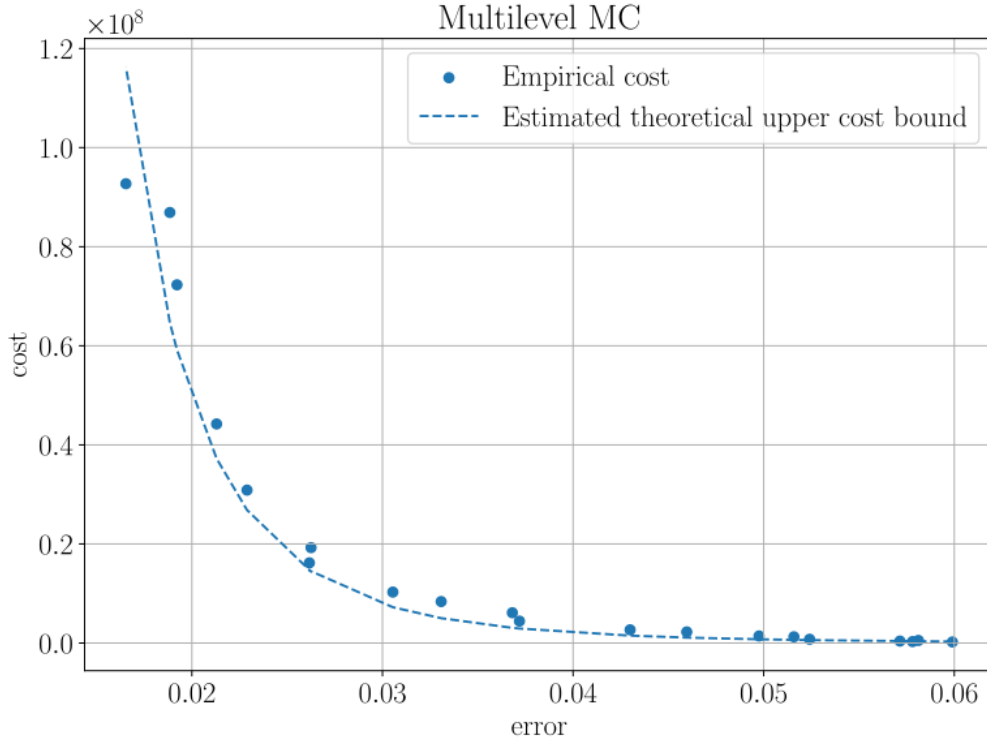


FIGURE 2. Multilevel Monte Carlo error vs cost

```

32 // (7)
33 if ((i+1)%(grid_density/nL) == 0) {
34     jump_L = first_jump_after_time(jump_L, tL);
35     XL = euler_single_step<FP>(tL, XL, t-tL, dWL, ML, jump_L, state);
36     tL = t;
37     memset(dWL, 0, sizeof(FP) * ML);
38 }
39 // (8)
40 if ((i+1)%(grid_density/nl) == 0) {
41     jump_l = first_jump_after_time(jump_l, tl);
42     Xl = euler_single_step<FP>(tl, Xl, t-tl, dWl, Ml, jump_l, state);
43     tl = t;
44     memset(dWl, 0, sizeof(FP) * Ml);
45 }
46 }
47 free_jumps_list(jumps_head);
48 free(dWL);
49 free(dWl);
50 return func_f(XL) - func_f(Xl);
51 }

```

LISTING 1. Multilevel Monte Carlo implementation

- (1) Initializing sparse and dense grid Wiener increments.
- (2) Initializing temporary variables for sparse and dense grid trajectories.
- (3) Getting least common multiple of grid densities.

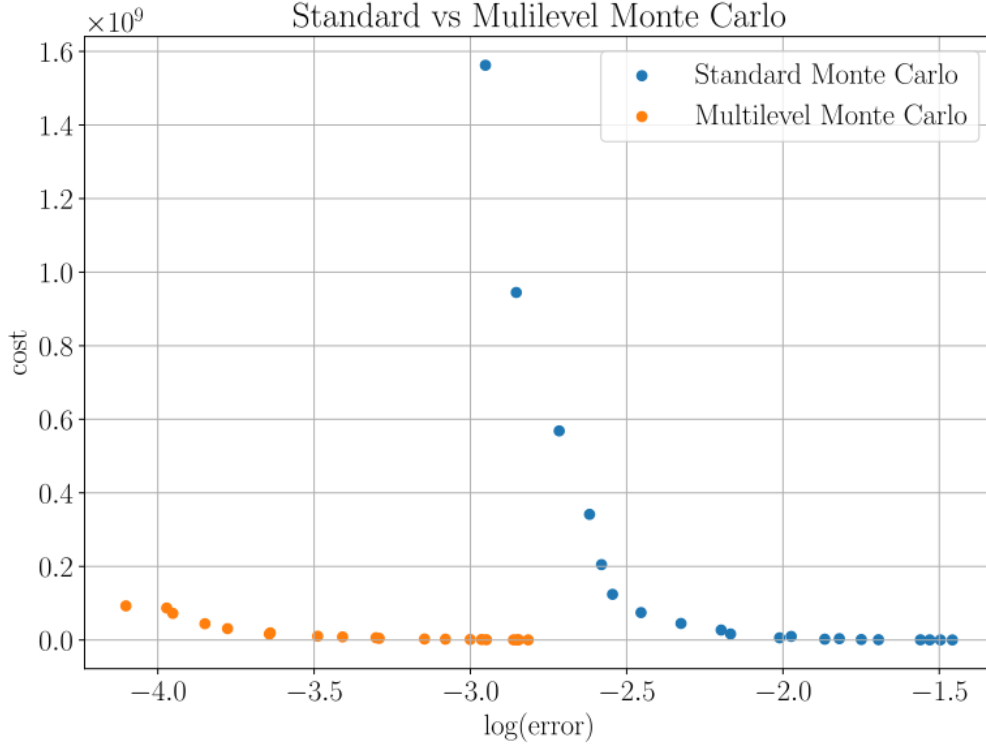


FIGURE 3. Standard Monte Carlo cost vs Multilevel Monte Carlo cost

- (4) Generating all jumps.
- (5) Traversing through grid points.
- (6) Updating Wiener increments.
- (7) Updating dense grid trajectory value.
- (8) Updating sparse grid trajectory value.

On the very top of the abstraction hierarchy, there is an implementation of a multilevel method in Python that makes direct calls to CUDA kernels via PyCuda API. The implementation is shown on the listing 2.

```

1 def run_adaptive(self, x0: float, T: float, M: Callable, n: Callable, eps: float=1e-3)
  -> Tuple[float, float]:
2     # (1)
3     L = 0
4     Y, V, N = [], [], []
5     Yl1, Yl2 = np.inf, np.inf
6     beta = n(1)/n(0)
7     convergence_err = np.inf
8     # (2)
9     while convergence_err > 0:
10        N.append(10**3)
11        # (3)
12        YL, VL = self._get_Yl(level=L, M=M, n=n, N=N[L], x0=x0, T=T)
13        Y.append(YL)
14        V.append(VL)
15        _N = get_N(M, n, V, eps)

```

```

16         # (4)
17         for l in range(L+1):
18             if _N[l] <= N[l]:
19                 continue
20             Yl, Vl = self._get_Yl(level=l, M=M, n=n, N=(_N[l]-N[l]), x0=x0, T=T)
21             Vl = (
22                 (Vl + (_N[l]-N[l])/(_N[l]-N[l]-1)*Yl**2) * (_N[l]-N[l]-1) +
23                 (V[l] + N[l]/(N[l]-1)*Y[l]**2) * (N[l]-1)
24             )/(_N[l]-1)
25             Y[l] = (Yl*(N[l]-N[l]) + Y[l]*N[l])/(_N[l])
26             V[l] = Vl - (_N[l]/(_N[l]-1))*Y[l]**2
27             N[l] = _N[l]
28             Yl1 = Yl2
29             Yl2 = Yl
30             L += 1
31         # (5)
32         convergence_err = max(
33             abs(Yl2), abs(Yl1) / beta
34         ) - (beta**(0.5)-1) * eps/np.sqrt(2)
35     # (6)
36     levels = np.arange(L)
37     return np.sum(Y), np.sum(M(levels) * n(levels) * N)

```

LISTING 2. Multilevel Monte Carlo implementation

- (1) Initializing local variables.
- (2) Running the main loop of the procedure.
- (3) Estimating expectation and expectation of a squared payoff with direct CUDA kernel call.
- (4) Updating a number of samples, expectations, and variance estimates per level if needed.
- (5) Calculating convergence error.
- (6) Returning the resulting estimate and the corresponding informational cost of an algorithm.

7. CONCLUSIONS

In this paper, we analyzed the multilevel Monte Carlo method for SDEs driven by countably dimensional Wiener process and Poisson random measure in terms of theory and numerical experiments. The main theorem shows that the multilevel Monte Carlo method can be applied to a class of SDEs for which their coefficients satisfy certain regularity conditions including discontinuous drift and Hölder-continuous diffusion and jump-function with Hölder constants greater than or equal to one-half. Under provided complexity model, the resulting informational cost is reduced similarly as in the finite-dimensional case. The resulting thesis coincides with the case that the Wiener process is finite (see [7]), meaning the cost reduces from $\Theta(\varepsilon^{-4})$ to $\Theta(\varepsilon^{-2}(\log(\varepsilon))^2)$. In infinite dimensional case we obtained the reduction from $\Theta(\varepsilon^{-4}\delta^{-1}(\varepsilon))$ to $\mathcal{O}(\varepsilon^{-2}(\log(\varepsilon))^2\delta^{-1}(\varepsilon^\kappa))$ with possibly unknown constant $\kappa > 1$. The impact of the unknown constant can be mitigated if the inverse of δ belongs to a certain class of functions. The multilevel Monte Carlo method which depends on an additional set of parameters (truncation dimension parameters) is therefore a natural extension of a multilevel method that depends only

on the grid density. On the other hand, the lower cost bound for the multilevel method shows that the cost is always greater than the one obtained for a multilevel method for SDEs driven by the finite-dimensional Wiener process. The lower cost bound is (up to constant) proportional to $\varepsilon^{-2}(\log(\varepsilon))^2 + \varepsilon^{-2}\delta^{-1}(\varepsilon)$ which is equal to the sum of costs for the evaluation of multilevel method in finite-dimensional setting and the truncated dimension Euler algorithm. It is rather a natural consequence of the combined usage of those two algorithms.

To conclude, this paper paves the way for further research regarding the following open questions:

- Can the unknown constant in the exponent of the cost upper bound of the multilevel Monte Carlo method be mitigated in general?
- What is the cost upper bound if one of Hölder constants is less than one-half?
- What are the worst-case complexity lower bounds?

In future research, we plan to investigate the error of the multilevel Monte Carlo method under inexact information for the weak approximation of solutions of SDEs.

8. ACKNOWLEDGMENTS

I would like to thank my supervisor Paweł Przybyłowicz for guidance and inspiration to work on that topic.

REFERENCES

- [1] Robert J. Elliott Samuel N. Cohen. *Stochastic calculus and applications, 2nd ed.* Probability and Its Applications. New York: Birkhäuser New York, 2015.
- [2] István Gyöngy and Nicolai V. Krylov. “On stochastic equations with respect to semimartingales I.” In: *Stochastics An International Journal of Probability and Stochastic Processes* 4 (1980), pp. 1–21.
- [3] John B. Walsh. “An introduction to stochastic partial differential equations”. In: *École d’Été de Probabilités de Saint Flour XIV - 1984*. Ed. by P. L. Hennequin. Berlin, Heidelberg: Springer Berlin Heidelberg, 1986, pp. 265–439. ISBN: 978-3-540-39781-6.
- [4] W. Liu and M. Röckner. *Stochastic Partial Differential Equations: An Introduction*. Universitext. Springer International Publishing, 2015. ISBN: 9783319223544. URL: <https://books.google.pl/books?id=2QS0CgAAQBAJ>.
- [5] Paweł Przybyłowicz, Michał Sobieraj, and Łukasz Stepień. “Efficient Approximation of SDEs Driven by Countably Dimensional Wiener Process and Poisson Random Measure”. In: *SIAM Journal on Numerical Analysis* 60 (Apr. 2022), pp. 824–855. DOI: 10.1137/21M1442747.
- [6] Stefan Heinrich. “Multilevel Monte Carlo Methods”. In: *Large-Scale Scientific Computing*. Ed. by Svetozar Margenov, Jerzy Waśniewski, and Plamen Yalamov. Berlin, Heidelberg: Springer Berlin Heidelberg, 2001, pp. 58–67.
- [7] Mike Giles. “Multilevel Monte Carlo Path Simulation”. In: *Operations Research* 56 (June 2008), pp. 607–617. DOI: 10.1287/opre.1070.0496.
- [8] N. K. Chada et al. “Improved Efficiency of Multilevel Monte Carlo for Stochastic PDE through Strong Pairwise Coupling”. In: *Journal of Scientific Computing* 93.3 (Oct. 2022), p. 62. ISSN: 1573-7691. DOI: 10.1007/s10915-022-02031-2. URL: <https://doi.org/10.1007/s10915-022-02031-2>.
- [9] K Cliffe et al. “Multilevel Monte Carlo Methods and Applications to Elliptic PDEs with random coefficients”. In: *Computing and Visualization in Science* 14 (Dec. 2010). DOI: 10.1007/s00791-011-0160-x.
- [10] Martin Neumüller and Andreas Thalhammer. “A Fully Parallelizable Space-Time Multilevel Monte Carlo Method for Stochastic Differential Equations with Additive Noise”. In: *SIAM Journal on Scientific Computing* 40.3 (2018), pp. C388–C400. DOI: 10.1137/17M1146725. eprint: <https://doi.org/10.1137/17M1146725>. URL: <https://doi.org/10.1137/17M1146725>.

- [11] Andrea Barth, Annika Lang, and Christoph Schwab. “Multilevel Monte Carlo method for parabolic stochastic partial differential equations”. In: *BIT Numerical Mathematics* 53 (Mar. 2013). DOI: 10.1007/s10543-012-0401-5.
- [12] Karolina Bujok and Christoph Reisinger. “Numerical valuation of basket credit derivatives in structural jump-diffusion models”. In: *Journal of Computational Finance* 15 (2012), pp. 115–158.
- [13] Mike Giles and Christoph Reisinger. “Stochastic Finite Differences and Multilevel Monte Carlo for a Class of SPDEs in Finance”. In: *SIAM Journal on Financial Mathematics* 3 (Apr. 2012). DOI: 10.1137/110841916.
- [14] Claude Gittelsohn et al. “The multi-level Monte Carlo finite element method for a stochastic Brinkman Problem”. In: *Numerische Mathematik* 125 (Oct. 2013). DOI: 10.1007/s00211-013-0537-5.
- [15] Martin Hutzenthaler and Thomas Kruse. “Multilevel Picard Approximations of High-Dimensional Semilinear Parabolic Differential Equations with Gradient-Dependent Nonlinearities”. In: *SIAM Journal on Numerical Analysis* 58.2 (2020), pp. 929–961. DOI: 10.1137/17M1157015.
- [16] Thomas Gerstner and Peter Kloeden. *Recent Developments in Computational Finance*. WORLD SCIENTIFIC, 2013. DOI: 10.1142/8636. eprint: <https://www.worldscientific.com/doi/pdf/10.1142/8636>. URL: <https://www.worldscientific.com/doi/abs/10.1142/8636>.
- [17] Michael B. Giles. “Multilevel Monte Carlo for basket options”. In: *Proceedings of the 2009 Winter Simulation Conference (WSC)* (2009), pp. 1283–1290.
- [18] Denis Belomestny and John Schoenmakers. “Multilevel Dual Approach for Pricing American Style Derivatives”. In: *Finance and Stochastics* 17 (Oct. 2013). DOI: 10.1007/s00780-013-0208-5.
- [19] Sylvestre Burgos and Mike Giles. “Computing Greeks Using Multilevel Path Simulation”. In: *Springer Proceedings in Mathematics and Statistics* 23 (Jan. 2012). DOI: 10.1007/978-3-642-27440-4_13.
- [20] Philip Protter. *Stochastic integration and differential equations. A new approach*. Vol. 21. Jan. 2005. ISBN: 978-3-642-05560-7. DOI: 10.1007/978-3-662-10061-5.
- [21] H. Woźniakowski J.F. Traub G.W. Wasilkowski. *Information-Based Complexity*. New York: Academic Press, 1988.
- [22] Steffen Dereich and Felix Heidenreich. “A multilevel Monte Carlo algorithm for Lévy-driven stochastic differential equations”. In: *Stochastic Processes and their Applications* 121.7 (2011), pp. 1565–1587. ISSN: 0304-4149. DOI: <https://doi.org/10.1016/j.spa.2011.03.015>. URL: <https://www.sciencedirect.com/science/article/pii/S0304414911000743>.

AGH UNIVERSITY OF KRAKOW, FACULTY OF APPLIED MATHEMATICS, AL. A. MICKIEWICZA
30, 30-059 KRAKÓW, POLAND

Email address: sobieraj@agh.edu.pl, corresponding author