

EnrichEvent: Enriching Social Data with Contextual Information for Emerging Event Extraction

Mohammadali Sefidi Esfahani^{a,*} and Mohammad Akbari^b

^aDepartment of Mathematics and Computer Science, Amirkabir University of Technology (Tehran Polytechnic), Tehran, Iran

^bDepartment of Mathematics and Computer Science, Amirkabir University of Technology (Tehran Polytechnic), Tehran, Iran

ORCID ID: Mohammadali Sefidi Esfahani <https://orcid.org/0009-0007-0285-1545>,
 Mohammad Akbari <https://orcid.org/0000-0002-3321-5775>

Abstract. Social platforms have emerged as crucial platforms for disseminating information and discussing real-life social events, which offers an excellent opportunity for researchers to design and implement novel event detection frameworks. However, most existing approaches merely exploit keyword burstiness or network structures to detect unspecified events. Thus, they often fail to identify unspecified events regarding the challenging nature of events and social data. Social data, e.g., tweets, is characterized by misspellings, incompleteness, word sense ambiguity, and irregular language, as well as variation in aspects of opinions. Moreover, extracting discriminative features and patterns for evolving events by exploiting the limited structural knowledge is almost infeasible. To address these challenges, in this thesis, we propose a novel framework, namely EnrichEvent, that leverages the lexical and contextual representations of streaming social data. In particular, we leverage contextual knowledge, as well as lexical knowledge, to detect semantically related tweets and enhance the effectiveness of the event detection approaches. Eventually, our proposed framework produces cluster chains for each event to show the evolving variation of the event through time. We conducted extensive experiments to evaluate our framework, validating its high performance and effectiveness in detecting and distinguishing unspecified social events.

1 Introduction

Social media platforms have become an integral part of our daily routines for communicating with friends, sharing information, exchanging ideas, and acquiring knowledge [9]. There is massive participation from people worldwide in social media. Social network statisticians expect the number of active social media users worldwide to increase from 2.86 billion in 2017 to 4.41 billion in 2025 [20]. As a result, social media has emerged as a crucial platform for discussing and disseminating information about significant events. When a social incident occurs, experts and ordinary users engage in discussions on social media platforms (e.g., Twitter discussions on the Notre-Dame Cathedral fire) from various perspectives [2, 42]. The active presence of users on social media has transformed it into a primary source for identifying, analyzing, and investigating events, providing real-time updates on critical incidents. The abundance of live

data on social platforms offers an excellent opportunity for early detection of newsworthy events before conventional broadcast media channels cover them. Therefore, academia and industry have demonstrated significant interest in developing platforms that can discover social events and understand real-time discussions happening on social media.

Traditionally, an *event* is defined as an important happening in a specific time and place [3]. With the emergence of social media, this definition expands to a happening in society that attracts a sudden burst of attention in social media, and similar to the previous explanation, it occurs in a specific time and place [6]. Intuitively, when an event occurs, quick and accurate event identification is one of the most crucial concerns for the government, aid agencies, relative organizations, and even for journalists and experts [38, 19]. For instance, when a natural disaster occurs, relief organizations consider event detection as one of the ways to capture different types of information, such as the severity of the incident, the number of victims, and how to provide aid for them during natural disasters. These related organizations are keen on being informed of an event occurrence as soon as possible to take appropriate actions regarding the event [22, 30, 31, 44, 17, 46, 39, 36]. Besides, being conscious of event occurrence is vital for other purposes such as marketing, commercial, and even financial markets [43, 28, 37, 13]. For instance, leading commercial brands always want to discover what's happening all over the market, and this awareness accompanying the right decisions puts them on the path to be ahead of their rivals.

Despite its value and significance, quick and accurate identification of unspecified social events has not been fully investigated due to the following challenges. 1) **Streaming and Evolutionary.** Social media services provide a streaming source of information in which people freely create content around real-world events. While working on streaming sources, you should process the incoming data in a single stage which is a challenging and opening problem. In addition, the process of turning a simple happening into a hot event which everyone will be talking about is a complex and evolutionary phenomenon comprised of three major steps. **a)** An event happens in the real world. **b)** Observers, journalists, and ordinary people start a discussion about the occurred event on social platforms. **c)** The event turns into a hot event for a while or fades out at the beginning [9]. How to model evolving characteristics of an event is an ar-

* Corresponding Author. Email: mohammadali.esfahani@aut.ac.ir

duous task. 2) **Variation in Language Expressions and Aspects of Opinions.** Twitter users produce and consume information in a very informal and irregular way, and the published tweets usually include idioms, abbreviations, misspellings, irregular language, and emojis. Due to the huge and diverse user base, Twitter usually contains different words and word sequences describing the same idea. Also, in most languages, many words have various meanings in different contexts. For example, the word "fair" in a different context has multiple meanings of "carnival", "treating someone right", and "having light skin/hair". This issue makes it so hard for machine learning models to understand users' actual purpose. Besides, while talking about an event, users may have different opinions and express them in different ways. How to detect and aggregate various opinions and aspects of events is another challenge.

Retrospective studies in social media and event detection have proposed practical approaches for identifying events from social data by leveraging content and network structure. For instance, frequent keyword extraction has been used for detecting bursty keywords corresponding to an event, and hashtags have been leveraged for capturing semantics from tweets to address the short context problem [18, 45]. Similarly, clustering methods have been employed for mitigating short and sparse contexts in social posts [1]. Further, modular decomposition and community detection have been exploited to utilize links and network structures. While a large body of work has been devoted to event detection, limited research tackled the problem of unspecified event detection and its evolution over time. In this paper, we design an end-to-end framework, namely **EnrichEvent**, to address the challenges mentioned in the previous paragraph. We define an event as a single chain of clusters where each cluster contains closely related entities both in time and semantic dimensions. In addition, we leverage contextual knowledge as well as structural aspects of the tweets to enrich their representation and achieve better results. Exploiting the contextual knowledge assists the model in comprehending the existing relation among the tweets and generate their representation with higher quality. We conducted several experiments to evaluate all the components of our proposed framework. The empirical results validate that EnrichEvent achieves better results compared with various baselines based on the evaluation metrics. In summary, our main contributions are as follows:

- We design a novel framework, EnrichEvent, that is robust to variation in language expressions and aspects of opinions and considers the temporal variation of context around a given event to model the evolutionary process of events occurring sufficiently.
- We propose a generative approach for event summarization which is an innovation itself since most of the recent research utilized extractive approaches.
- We provide two real-world datasets for training the trend detection model and performing experiments to evaluate our proposed event detection framework. The result empirically demonstrates the effectiveness of EnrichEvent. Moreover, researchers can exploit these datasets in various tasks such as topic modeling, sentiment analysis, etc.

2 Related Works

Event detection from Twitter has received noticeable attention in recent years, as it introduced TwitterAPI, and researchers can easily collect real-time data [16, 41]. We can divide the problem of social event detection into three sub-categories. Identification of **unspecified events**, **predetermined events**, and **sub-events** [4]. Our work

belongs to the first category, and in this section, we investigate these three sub-categories and explain some related works that have motivated us to work in this field.

2.1 Identification of unspecified events

While working on this category, there's no antecedent description of the events, and researchers aim to detect general events. In this category, researchers typically investigate different aspects of the tweets to discover the existing relations between them. As mentioned in the previous section, processing streaming data is a challenging task, and **Comito et al.** [10] tried to design an event detection framework that is robust to processing issues. Moreover, they exploited the existing semantics in the tweets by working on the 2-grams of words, hashtags, and mentioned users. Eventually, they identified the events by grouping the related tweets using the incremental clustering approach. The main idea of **Yang et al.** [45] is to cluster similar hashtags together, and clusters of hashtags represent occurring events. They focused on the occurrence of hashtags in tweets and considered hashtags as a bag of words and hashtags. Eventually, they used the concatenation of hashtag-hashtag and hashtag-words co-occurrence vectors as a final feature vector for clustering. The main challenge of this work is that users may not necessarily use hashtags in all tweets. Besides, hashtags used in tweets are not necessarily relevant to their content. **Fedoryszak et al.** [15] considers happening events as chains of clusters. They built a real-time system to identify groups of event-related entities. Then, they linked these clusters together and generated cluster chains that represent the events. Note that this paper only focused on the lexical representation of named entities and used occurrence vectors to cluster them.

2.2 Identification of predetermined events

In the second category, researchers usually leverage datasets such as Event2012 [26] and Event2018 [24], which contain predefined events in different event classes. There exist two important challenges in this category, which provide opportunities for researchers to design novel frameworks. **1) Scalability**, most of the recent papers converted the message blocks to message graphs in their ways to model the dependencies between the tweets. Moreover, they leveraged the GNN models to generate the embedding of the tweets [8, 32, 33]. Although utilizing message graphs and GNN models enhance the messages' embedding, they reduce the scalability of the frameworks. **2) Usability**, the proposed frameworks should be trained on labeled datasets, which makes their use in real-world problems challenging. **Ren et al.** [34] investigated this challenge and designed a framework, namely QS-GNN. While training the proposed model, it only required the labeled messages in the first time frame. Although they have minimized the model's dependence on labeled data, leveraging these frameworks for real-world problems is still challenging.

2.3 Identification of sub-events

In this category, researchers consider a specific event, e.g., a football match, and aim to identify the relevant sub-events. Designing a decent approach to find the correlations between the tweets and a given event is the main challenge of this category. **Bekoulis et al.** [5] investigated the temporal aspects of the tweets and proposed a two-stage framework that detects the sub-events by analyzing their evolution over time. Moreover, **Lu et al.** [23] focused on semantics to generate a better representation for tweets. In addition, they used hashtags

and their n-grams to capture the correlations suitably. Although much research has been done in this category, it seems that researchers can enhance the existing frameworks in different ways.

3 Problem Statement

In this section, we present the notation and then formally define the problem of emergent event detection from social media data.

Definition 2.1. Social stream $\mathcal{S} = \{\mathcal{M}_1, \dots, \mathcal{M}_{i-1}, \mathcal{M}_i, \dots\}$ defined as a consecutive sequence of message blocks. In this definition, we denote message block \mathcal{M}_i as $\mathcal{M}_i = \{m_j | 1 \leq j \leq |\mathcal{M}_i|\}$, where $|\mathcal{M}_i|$ is total numbers of the tweets in time period $[t_i, t_{i+1})$ and m_j denotes a single tweet.

Definition 2.2. We can group all the tweets in message block \mathcal{M}_i to finite set of clusters $\mathcal{C}_i = \{c_j | 1 \leq j \leq |\mathcal{C}_i|\}$, where messages in each cluster are contextually related.

Definition 2.3. An event $e = \{c_{ij} | 1 \leq i \leq |\mathcal{M}_i|, 1 \leq j \leq |\mathcal{C}_i|\}$ is formally defined as a continuous sequence of contextually related clusters where all the clusters refer to a single event. Note that we assume each social message belongs to, at most, one event.

Objective: Given a social stream of message blocks \mathcal{S} , we aim to design and implement a framework F as follows,

$$F : \mathcal{S} \rightarrow E = \{e_1, e_2, \dots\}, \quad (1)$$

where each E is a set of unspecified social events.

4 Methodology

In this section, we present various components of our proposed framework. The main advantage of the proposed framework is the capability of processing streaming social data and extracting candidate social events in a near online setting. In addition, our framework is language-independent and can be easily adjusted to different languages. In summary, EnrichEvent get the message blocks as inputs and finally stores the detected events with their attributes in the database. Here, we first go through the different components of the EnrichEvent. Afterward, we define their roles and functionality and then delve into the details of each unit. You can glance at the architecture of EnrichEvent in Figure 1.

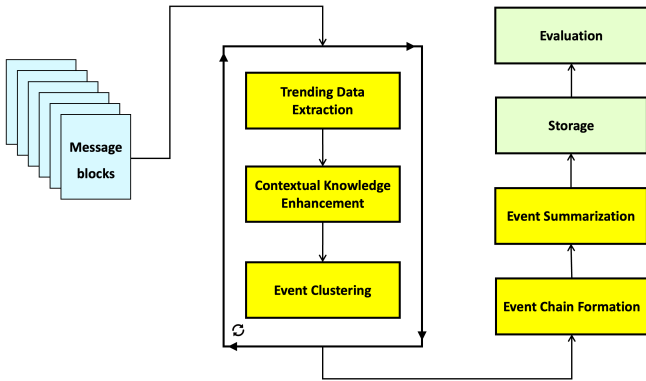


Figure 1. Overview of the proposed framework: **EnrichEvent**. Message blocks is passed into the framework in batches corresponding to different time windows, where the first three components are processing incoming data iteratively.

4.1 Framework

Since events start at a specific time point and can extend over multiple time windows, in this paper, we focus on the need for an end-to-end pipeline that can handle the streaming nature of social media data by processing incoming data and detecting the unspecified events. Our proposed framework, i.e., **EnrichEvent**, comprises seven components: **Trending Data Extraction**, **Contextual Knowledge Enhancement**, **Event Clustering**, **Event Chain Formation**, **Event Summarization**, **Storage**, and **Evaluation**. First, Trending Data Extraction identifies newsworthy tweets that potentially refer to an occurring event. The message block is then sent to Contextual Knowledge Enhancement to extract and enrich contextual knowledge, which assists the clustering model in comprehending the existing patterns among the tweets. Inspired by previous studies [15, 10], Event Clustering groups the semantically related entities into groups. Then, Event Chain Formation links the clusters in consecutive time steps and generates evolving chains of clusters that present the occurring events. In the following stage, all the identified events are summarized using a generative approach. Eventually, the framework generates a JSON file as the output and stores it in the database. In addition, it evaluates the results at the final stage.

4.2 Trending Data Extraction

Social media data is often known as a noisy and sparse information source, and 40% of tweets refer to *pointless babble*. Thus it is crucial to filter out irrelevant data and extract tweets corresponding to the events [29]. In other words, we had to appropriately filter out noisy data and gather valuable and informative ones. To do so, we proposed to filter general tweets and accumulate those with a high probability of referring to an event. Here, we leverage a supervised learning model to mark tweets potentially referring to the events. Intuitively, our model examines the tweets to determine whether they refer to an important event. We achieved this through a two-segment architecture. In the first segment, a combination of embedding, convolution, and max pooling layers extract efficient features from the input tweet. In the second segment, we exploited fully connected layers to classify whether the incoming tweet refers to an important event. In summary, the proposed model gets a tweet as input and returns the probability of referring to an event which helps us to filter the tweets based on the minimum threshold λ .

Trend detection dataset: To train the trend detection model, we started preparing an offline trend detection dataset using SNScrape. We have collected 1.6 million Persian tweets and tried to label them manually based on key phrases. The generated dataset has informative columns such as *timestamp*, *tweet id*, *text*, *username*, *reply count*, *like count*, and *retweet count*. Eventually, we utilized it for training the trend detection model.

Inspired by retrospective studies [9], we adopt a supervised learning approach and train a model \mathcal{T} that identifies tweets with a high probability of referring to an event. This model gains extracted features from tweets as input vectors, i.e., X , and computes the probability of being general information or a simple status update, i.e., negative class, or referring to a potential event, i.e., positive class. Formally, the prediction of model \mathcal{T} is performed by solving the following optimization problem:

$$\arg \min_{\mathbf{W}} \mathcal{L}(\mathbf{X}, \mathbf{W}, \mathbf{Y}), \quad (2)$$

Where $\mathcal{L}(\cdot)$ is the loss function and often is defined as binary cross entropy. \mathbf{W} denotes all parameters that the model learns from the training set, and \mathbf{Y} indicates the label of the tweets where one is used for tweets referring to an event, otherwise zero.

To learn an effective model, we should extract a prominent and discriminative representation from the tweets using the pre-trained models. Therefore, given a tweet, we extract two representations from them: (1) **Bert sentence embedding** [14], to achieve a decent understanding of the context, we used Parsbert’s pre-trained model to obtain the tweets’ representation. While training the model, we use this representation in the embedding layer. Note that we didn’t fine-tune the Bert model, and the parameters of the embedding layer were not trainable. (2) **Word2vec** [27], to gain another perspective on tweets, we trained a word2vec model $g(token)$ on the whole dataset. Let $\mathcal{W} = \{w_1, w_2, \dots, w_m\}$ indicate all the words in a tweet. We consider averages of the word2vec embedding of the tweets’ words as their representation. Therefore, we applied this model to all the existing tweets in the train, test, and validation dataset. Finally, we utilized word2vec representation as an input vector for the trend detection model as follows:

$$x_i = \frac{1}{m} \sum_{j=1}^m g(w_j), w_j \in \mathcal{W}_i \quad (3)$$

4.3 Contextual Knowledge Enhancement

Working on lexical and structural aspects of the tweets is a conventional way to design event detection models, but because of the challenging characteristic of the tweets, i.e., variation in language expressions and aspects of opinions, training a well-performing model is arduous. When users debate about an occurring event on social platforms, they discuss different aspects and have diverse opinions. Therefore, we have to consider various contexts in which the users post tweets and aim to generate a high-quality representation for them.

In this work, we considered entities within a tweet as its representative, and we concentrated on two main types of entities: **Named Entities** and **Hashtags**. Named entities are critical indicators for detecting events since an event happens at a specific time and/or location and includes various actors. As such, named entities demonstrate one of these attributes about an event. Hashtags, on the other hand, were incorporated into social posts intrinsically to reveal the correlation of the tweets to an event or a topic, making them invaluable indicators of tweets related to an event.

For instance, the following text from our dataset contains both named entities and hashtags. The named entities indicate that the attributes of the event are **Silicon Valley**, **USA**, and **2008**. In addition, **#bankruptcy** demonstrates that the event corresponds to bankruptcy.

- **Silicon Valley** Bank of the **United States** collapsed! The largest bank **#bankruptcy** in the **USA** since the crisis of **2008** !!!

In this stage, We use Bert’s pre-trained NER model to extract all the existing named entities from all the tweets in the message blocks, i.e., \mathcal{M}_i . Afterward, we add all the posted hashtags to the extracted named entities. Assume that message block \mathcal{M}_i contains n tweets and there exist k unique entities within them. Then, For all the extracted entities in message block \mathcal{M}_i , we follow a three-step procedure:

(1) First, to cover lexical aspects of the tweets, we consider entity k as a bag of tweets which is an aggregation of all the tweets that contain entity k . Then, we construct the occurrence matrix in which the element e_{ij} shows the frequency of entity k_i in tweet t_j . Therefore, the dimensions of the obtained matrix are $k \times n$.

(2) Sentence embedding is a type of sentence representation that allows sentences with similar meanings to have a close representation. This idea helps us to consider the context in which the extracted entities appeared. To calculate the embedding vector for a given entity, e.g., entity k_i , we choose a combination of top retweeted and random tweets in which name entity k_i appears. We defined a hyperparameter β to control the number of selections. Furthermore, we select $\frac{\beta}{2}$ of tweets from the top retweeted tweets and the rest randomly from the other tweets in which name entity k_i appears. Then, we concatenate the selected tweets and exploit ParsBert pre-trained models [14] to calculate the embedding vector. At last, we repeat this procedure for all the entities and construct an embedding matrix in which row i^{th} is the contextual representation of i^{th} entity.

(3) By generating the mentioned matrices, we simultaneously cover lexical and contextual aspects of the tweets. In the next step, we convert occurrence and embedding matrices to entity-to-entity distance matrices separately using the cosine distance function. So far, we have generated two distance matrices representing the cosine distance of entities from each other. Afterward, we combine these distance matrices using weighted average. While averaging the distance matrices, we consider α and $1 - \alpha$ as a weight of embedding and occurrence matrix, respectively. Eventually, we use the generated entity-to-entity distance matrix as input for the Event Clustering component.

4.4 Event Clustering

Since entities are representative of the tweets, at this stage, we have to cluster entities based on the generated distance matrix in the previous module. Within this component, we can use a wide range of clustering algorithms such as distance-based clustering algorithms, e.g., K-Means, probability-based clustering algorithms, e.g., GMM, and density-based ones, e.g., DBSCAN and HDBSCAN [25]. Since we are working on streaming data, and the number of clusters may vary in each message block, algorithms that don’t need to specify the number of clusters are the best option. Given an entity-to-entity distance matrix, we leverage HDBSCAN for this component to cluster entities in a way that related entities come together in the same cluster. So far, we clustered the appeared entities within each message block. In the next stage, we have to link these clusters.

4.5 Event Chain Formation

Since events occur in an evolutionary process, we couldn’t identify the unspecified events statically, and we have to track the evolution of events over message blocks. Let $\mathcal{C}_i = \{c_1, c_2, \dots, c_t\}$ and $\mathcal{C}_{i-1} = \{c_1, c_2, \dots, c_t\}$ denote produced clusters in \mathcal{M}_i and \mathcal{M}_{i-1} respectively. In this step, we start building a bipartite graph using \mathcal{C}_i and \mathcal{C}_{i-1} . We consider clusters as nodes of the graph, and we add $edge_{tk}$ between them if the number of common entities among c_k and c_k was more than a minimum threshold δ . Note that the weight corresponding to $edge_{tk}$ is the number of common entities among c_k and c_k . Then, we leverage the **Hungarian algorithm** [21] to link produced clusters in message block \mathcal{M}_i to produced clusters in message block \mathcal{M}_{i-1} iteratively for $i = \{2, 3, \dots, n\}$ where n denote the total number of message blocks. In short, the events appeared

by connecting the produced clusters over continuous message blocks and generating the cluster chains. Note that a single chain represents an occurring event.

4.6 Event Summarization

In this stage, we try to generate summaries of the detected events by adapting the **OpinionDigest** [40] framework to the task of event summarization. To do so, we design a 3-step procedure. (1) Assume t is a random tweet, and we could extract key phrases from tweet t by considering a context window with a constant length of γ around the appeared entities. (2) In this stage, we require an NLG model which takes a set of key phrases as input and produces a fluent summary as output. Because we don't access the gold-standard summaries for training, we attempt to fine-tune a language model that encodes the extracted key phrases of a single tweet and then try to reconstruct the tweet from them. To do so, we build a synthetic dataset by mapping the existing tweets in our event detection dataset to their corresponding key phrases, similar to the first step. Furthermore, we fine-tune GPT-2 language model on the synthetic dataset. Now, we can utilize the fine-tuned model for generating event summaries. (3) Suppose that we want to generate a summary for event e , and $T = \{t_1, t_2, \dots, t_n\}$ is set of corresponding tweets to event e . First, we map all the tweets to their corresponding key phrases. Then, we leverage the DBSCAN model to cluster the key phrases using their BERT representation. In each cluster, we select the closest key phrase to the center of the clusters. Eventually, we utilize the fine-tuned GPT-2 model to generate the summary of event e using the selected key phrases.

4.7 Storage

After generating the summaries, we store the details of the identified events as JSON files in the database. While saving the results, we extract informative details of the events such as event id, event period, event summary, details of corresponding entities/hashtags/username, tweets with the highest like/reply/retweet count, etc. Concisely, our proposed framework gets the message blocks as input and returns an informative JSON file for each detected event.

4.8 Evaluation

In the final stage, we evaluate the performance of our proposed framework from various aspects. We discuss the results and evaluation details in the following section.

5 Experiments and Evaluation Pipeline

In this section, we conduct extensive experiments to answer the following research questions: (1) How is the overall performance of our framework compared with the baselines? (2) How does the Contextual Knowledge Enhancement component affect the clusters' quality? (3) How is the overall performance of the Trending Data Extraction component, and how does it help us to achieve better results?

5.1 Experimental Setup

5.1.1 Dataset

Similar to the trend detection dataset, we have prepared a dataset for evaluating the overall performance of EnrichEvent on Twitter

streaming data using SNScrape. We considered a two-week time window and crawled the posted Persian tweets from 2023/2/28 to 2023/3/14. We collected almost 760000 tweets in this period and divided them into daily message blocks. Since we had to label the entities manually, we sampled 500 tweets in each message block. We selected the tweets based on the words' frequency to preserve the distribution of tweets. In other words, if a tweet contains frequent words, the probability of choosing it will be increased.

5.1.2 Baselines

We compare our proposed framework to both base algorithms and related works. (1) **Word2vec** [27], which considers averages of the word2vec embedding of words as their representation. While implementing this baseline, we only utilized the word2vec embedding in the Contextual Knowledge Enhancement component, and we didn't make use of lexical knowledge. (2) **Bert** [12], which generates a 768-d embedding vector for the sampled sentences in which the entity occurs as its representative. Same as Word2vec, we used this representation in the Contextual Knowledge Enhancement component to measure its impact on the final results. (3) **Yang et al.** [45], which considered hashtags as their main entity and used the concatenation of hashtag-hashtags and hashtag-words co-occurrence vectors as their final feature. (4) **Fedoryszak et al.** [15], which builds an entity graph using the similarity matrix obtained from the co-occurrence vectors. Eventually, they identified the events by applying Louvain community detection to the graph and building cluster chains. Note that we have implemented all the baselines in the same setting.

5.1.3 Evaluation Metrics

We have evaluated the performance of our proposed framework by two metrics presented in Fedoryszak et al. [15]. By measuring these metrics, we can figure out how well the events are detected and separated from each other. Suppose that our framework detected event e in a set of consecutive time windows T , and we want to measure the quality of the cluster chain corresponding to it. *Consolidation*(e) and *Discrimination*(e) defined as follows. Note that if the higher value of the metric indicates better results, we put \uparrow next to their names, and if the lower value demonstrates better results, we use \downarrow .

(1) **Consolidation** \uparrow : We consider entity pair (k_1, k_2) related if both of them are labeled as relevant entities to event e . Let \mathcal{U}_t denote the total number of entity pairs and \mathcal{A}_t indicate the number of related entity pairs that are part of the system output at time window t respectively. So, Consolidation is defined as:

$$\mathcal{C}(e) = \sum_{t \in T} \frac{\mathcal{A}_t}{\mathcal{U}_t} \quad (4)$$

(2) **Discrimination** \downarrow : We consider entity pair (k_1, k_2) unrelated if only one of them is labeled irrelevant to event e . Let \mathcal{B}_t denote the number of unrelated entity pairs that are part of the system output at timestamp t . Discrimination is defined as:

$$\mathcal{D}(e) = \sum_{t \in T} \frac{\mathcal{B}_t}{\mathcal{U}_t} \quad (5)$$

5.1.4 Implementation Details

We have implemented our proposed framework, i.e., EnrichEvent, using a machine equipped with a Tesla T4 GPU. While implementing

the framework, we have defined some hyper-parameters to control the performance of the components. Details of the hyper-parameters are shown in Table 1.

Table 1. Details of the hyper-parameters

Hyper-parameter	Description	value
σ	Minimum threshold for the probability of referring to an event in the Trend Detection component	0.3
α	Weight of the entity-to-entity distance matrix obtained from the Embedding matrix	0.5
β	Total number of selected tweets for generating the embedding vectors for entities	4
γ	Length of the content window for extracting key phrases in the Event Summarization component	2
δ	Minimum number of common entities to add an edge between clusters in the Event Chain Formation component	3

5.2 Manual Evaluation

We evaluate the overall performance of EnrichEvent as well as the selected baselines on Twitter streaming message blocks, and we present the results in Table 2. To calculate the evaluation metrics, we manually labeled the entities. Note that Consolidation and Discrimination are calculated for a single event, and the average results obtained from all the detected events are presented as the final result.

Table 2. Manual evaluation on streaming social data

Method	Consolidation	Discrimination
Word2vec	63.46%	28.94%
BERT	67.01%	15.97%
Yang et al. [45]	38.42%	37.64%
Fedoryszak et al. [15]	65.20%	25.90%
EnrichEvent	87.41 %	10.00 %
Improvement	20.30% \uparrow	5.97% \downarrow

As shown in Table 2, the results indicate that our proposed framework outperforms all the baselines. We should mention some key findings from the results are as follows: **(1)** In section 4.3, we claimed that if we leverage the contextual and lexical knowledge simultaneously, it will empower the event detection frameworks. The obtained results validate the superiority of our proposed framework. **(2)** Comparing the results of Fedoryszak et al. and BERT demonstrate that exploiting the contextual knowledge reduces the discrimination metric surprisingly, but it doesn’t affect the value of the consolidation individually. **(3)** In summary, utilizing contextual knowledge along with the lexical aspects is the key to achieving the best results.

5.3 Clusters’ Quality

In section 4.3, we claim that the Contextual Knowledge Enhancement component assists the HDBSCAN model in detecting related entities and grouping them. To prove our claim, we perform the following experiments:

(1) Fraction of Relevant entities \uparrow : During the construction of cluster chains and event identification, it’s crucial that the attending

clusters in the chains include Relevant entities to the events. To investigate the effect of the Contextual Knowledge Enhancement component, we calculate the ratio of Relevant entities in clusters when using contextual knowledge compared with other baselines.

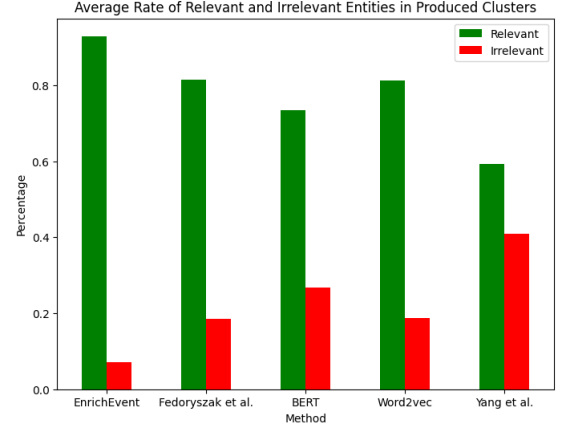


Figure 2. EnrichEvent fraction of Relevant entities compared with baselines

As shown in Figure 2, EnrichEvent yields the highest fraction of related entities. That’s because it makes full use of contextual representation as well as lexical representation of the tweets. Compared to Fedoryszak et al. which only utilized co-occurrence vectors as their representation, we achieve **13.98%** promotion in the fraction of related entities. It conveys that EnrichEvent gets a good comprehension of the events and clusters them properly. To validate the quality of clusters, we also investigate the clustering metrics.

(2) Silhouette Score \uparrow : The silhouette score measures the similarity of points inside their cluster compared to the others [35]. Inspection of Figure 3 demonstrates that using the lexical representation leads to more similar clusters in the first two windows, but exploiting the contextual knowledge has made its impact in the following windows, and the quality of clusters increased.

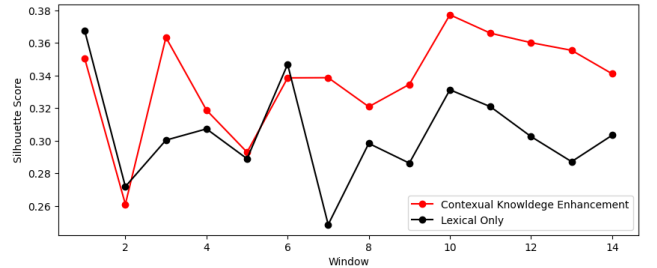


Figure 3. Silhouette Score in different time frames

(3) Calinski-Harabasz Index \uparrow : Also known as the Variance Ratio Criterion, it measures the sum of between-cluster dispersion against the sum of within-cluster dispersion, where dispersion is the sum of distance squared [7]. By comparing the value of the Calinski-Harabasz index over consecutive time frames in Figure 4, it signifies the clusters are far away from the others, and they have a higher quality when we utilize the Contextual Knowledge Enhancement component.

(4) Davies-Bouldin Index \downarrow : This index signifies the average similarity between clusters, where the similarity is a measure that com-

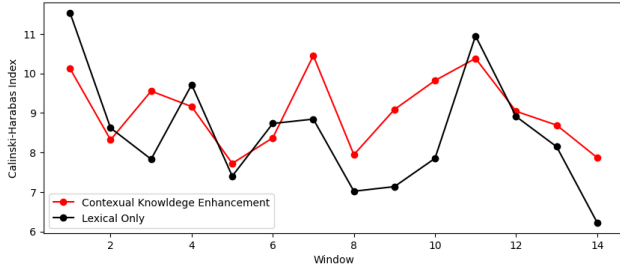


Figure 4. Calinski-Harabasz Index in different time frames

compares the distance between clusters with the size of the clusters themselves [11]. Figure 5 verifies that our framework, i.e., the Contextual Knowledge component, utilizes the knowledge which enhances the quality of the produced clusters.

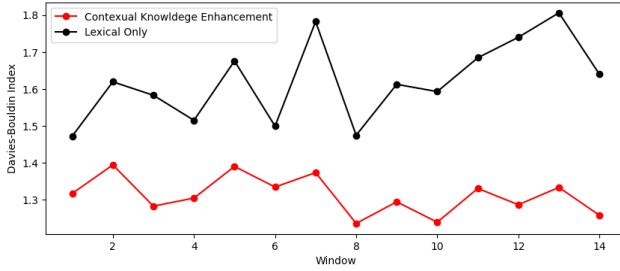


Figure 5. Davies-Bouldin Index in different time frames

5.4 Evaluation of Trending Data Extraction

Trend detection is one of the main components of our framework that filters incoming tweets based on the probability of referring to an event. We appraise this component in 2 phases.

(1) **Efficiency:** To evaluate the performance of the trend detection model, we measure commonly used classification metrics, e.g., precision, recall, and F1-score. We demonstrate the results of the trend detection model in Table 3 and draw some key findings as follows:

- Our implemented model is robust in detecting the tweets which don't refer to the occurring events based on its descent performance on tweets with label 0.
- Regarding the tweets that referred to the events, it's crucial that the model achieves high recall and acceptable precision simultaneously. Our emphasis on the recall metric is due to the fact that we want to filter tweets with great confidence, and we prefer not to miss any tweets with label one as much as possible. Although learning discriminative patterns is strenuous in imbalanced data, but the results demonstrate that the trend detection model meets our expectations.

(2) **Effectiveness:** There is immense participation from people worldwide in social media, and they invariably produce streaming social data. Scalability is one of the vital characteristics of an event detection framework, otherwise, the proposed framework would not be practical. To investigate the effectiveness of the Trending Data Extraction component, we turn it off and calculate pipeline runtime. In comparison to the previous experiments, switching off this component leads to over 50% increase in runtime, which is a considerable amount.

Table 3. Performance of trend detection model

Label	Precision	Recall	F1-Score	Support
Label 0	0.97	0.90	0.93	312254
Label 1	0.53	0.78	0.63	45307
Macro Average	0.75	0.84	0.78	357561
Weighted Average	0.91	0.89	0.89	357561

6 Conclusion

Event detection on social media platforms is an active research area, and identification of unspecified events can provide beneficial awareness for making crucial decisions in different fields. In this paper, we design a novel event detection framework to identify unspecified events from social media data streams. Our proposed framework is not only language-independent, but also can easily be adjusted for different data types, such as news, Wikipedia, etc. In this work, we utilize combinations of lexical and contextual knowledge of tweets. The contextual knowledge enriches the model's perspective and assists the model in understanding the relationships between tweets more sufficiently. We empirically demonstrate the superiority of our framework in detecting and distinguishing social events compared to the baselines through conducted experiments.

An intriguing future research direction would be leveraging LLMs for event summarization and enhancing the process of generating event chains.

References

- [1] Mohammad Akbari and Tat-Seng Chua, 'Leveraging behavioral factorization and prior knowledge for community discovery and profiling', in *Proceedings of the Tenth ACM International Conference on Web Search and Data Mining*, (2017).
- [2] Abdulrahman Aldhaheri and Jeongkyu Lee, 'Event detection on large social media using temporal analysis', in *IEEE 7th Annual Computing and Communication Workshop and Conference*, (2017).
- [3] James Allan, Jaime G Carbonell, George Doddington, Jonathan Yamron, and Yiming Yang, 'Topic detection and tracking pilot study final report', in *Proceedings of the DARPA Broadcast News Transcription and Understanding Workshop*, (1998).
- [4] Farzindar Atefeh and Wael Khreich, 'A survey of techniques for event detection in twitter', *Computational Intelligence*, (2015).
- [5] Giannis Bekoulis, Johannes Deleu, Thomas Demeester, and Chris Develder, 'Sub-event detection from twitter streams as a sequence labeling problem', in *Proceedings of the Conference of the North American Chapter of the Association for Computational Linguistics: Human Language Technologies*. Association for Computational Linguistics, (2019).
- [6] Alexander Boettcher and Dongman Lee, 'Eventradar: A real-time local event detection scheme using twitter stream', in *IEEE International Conference on Green Computing and Communications*, (2012).
- [7] Tadeusz Caliński and Harabasz JA, 'A dendrite method for cluster analysis', *Communications in Statistics - Theory and Methods*, (1974).
- [8] Yuwei Cao, Hao Peng, Jia Wu, Yingdong Dou, Jianxin Li, and Philip Yu, 'Knowledge-preserving incremental social event detection via heterogeneous gnns', in *Proceedings of the Web Conference*, (2021).
- [9] Yan Chen, Hadi Amiri, Zhoujun Li, and Tat-Seng Chua, 'Emerging topic detection for organizations from microblogs', in *Proceedings of the 36th international ACM SIGIR conference on Research and development in information retrieval*, (2013).
- [10] Carmela Comito, Agostino Forestiero, and Clara Pizzuti, 'Bursty event detection in twitter streams', *ACM Trans. Knowl. Discov. Data*, (2019).
- [11] David L. Davies and Donald W. Bouldin, 'A cluster separation measure', *IEEE Transactions on Pattern Analysis and Machine Intelligence*, (1979).
- [12] Jacob Devlin, Ming-Wei Chang, Kenton Lee, and Kristina Toutanova, 'BERT: Pre-training of deep bidirectional transformers for language

- understanding', in *Proceedings of the Conference of the North American Chapter of the Association for Computational Linguistics*. Association for Computational Linguistics, (2019).
- [13] Robert F Engle and Victor K Ng, 'Measuring and testing the impact of news on volatility', *The Journal of finance*, (1993).
 - [14] Mehrdad Farahani, Mohammad Gharachorloo, Marzieh Farahani, and Mohammad Manthouri, 'Parsbert: Transformer-based model for persian language understanding', *Neural Processing Letters*, (2020).
 - [15] Mateusz Fedoryszak, Brent Frederick, Vijay Rajaram, and Changtao Zhong, 'Real-time event detection on social data streams', in *Proceedings of the 25th ACM SIGKDD international conference on knowledge discovery & data mining*, (2019).
 - [16] Anuradha Goswami and Ajey Kumar, 'A survey of event detection techniques in online social networks', *Social Network Analysis and Mining*, (2016).
 - [17] Xiangyang Guan and Cynthia Chen, 'Using social media data to understand and assess disasters', *Natural hazards*, (2014).
 - [18] Ahmad Hany Hossny and Lewis Mitchell, 'Event detection in twitter: A keyword volume approach', in *IEEE International Conference on Data Mining Workshops*, (2018).
 - [19] Lida Huang, Gang Liu, Tao Chen, Hongyong Yuan, Panpan Shi, and Yujia Miao, 'Similarity-based emergency event detection in social media', *Journal of Safety Science and Resilience*, (2021).
 - [20] Helena Knupfer, Ariadne Neureiter, and Jörg Matthes, 'From social media diet to public riot? engagement with "greenfluencers" and young social media users' environmental activism', *Computers in Human Behavior*, (2023).
 - [21] Harold W Kuhn, 'The hungarian method for the assignment problem', *Naval research logistics quarterly*, (1955).
 - [22] Sungjun Lee, Sangjin Lee, Kwanho Kim, and Jonghun Park, 'Bursty event detection from text streams for disaster management', in *Proceedings of the 21st International Conference on World Wide Web*. Association for Computing Machinery, (2012).
 - [23] Guoming Lu, Yaqiao Mu, Jianbin Gu, Franck Kouassi, Chenxi Lu, Ruozhou Wang, and Aiguo Chen, 'A hashtag-based sub-event detection framework for social media', *Computers & Electrical Engineering*, (2021).
 - [24] Béatrice Mazoyer, Julia Cagé, Nicolas Hervé, and Céline Hudelot, 'A french corpus for event detection on twitter', (2020).
 - [25] Leland McInnes, John Healy, and Steve Astels, 'hdbscan: Hierarchical density based clustering', *The Journal of Open Source Software*, (2017).
 - [26] Andrew J McMinn, Yashar Moshfeghi, and Joemon M Jose, 'Building a large-scale corpus for evaluating event detection on twitter', in *Proceedings of the 22nd ACM international conference on Information & Knowledge Management*, (2013).
 - [27] Tomas Mikolov, Kai Chen, Gregory S. Corrado, and Jeffrey Dean, 'Efficient estimation of word representations in vector space', in *International Conference on Learning Representations*, (2013).
 - [28] Saloni Mohan, Sahitya Mullanpudi, Sudheer Sammeta, Parag Vijayvergia, and David C. Anastasiu, 'Stock price prediction using news sentiment analysis', in *IEEE 5th International Conference on Big Data Computing Service and Applications*, (2019).
 - [29] Kaval Morabia, Neti Lalita Bhanu Murthy, Aruna Malapati, and Surenender Samant, 'SEDWik: Segmentation-based event detection from tweets using Wikipedia', in *Proceedings of the Conference of the North American Chapter of the Association for Computational Linguistics*. Association for Computational Linguistics, (2019).
 - [30] Tim Nugent, Fabio Petroni, Natraj Raman, Lucas Carstens, and Jochen L Leidner, 'A comparison of classification models for natural disaster and critical event detection from news', in *IEEE international conference on big data*. IEEE, (2017).
 - [31] Viktor Pekar, Jane Binner, Hossein Najafi, Chris Hale, and Vincent Schmidt, 'Early detection of heterogeneous disaster events using social media', *Journal of the Association for Information Science and Technology*, (2020).
 - [32] Hao Peng, Jianxin Li, Yangqiu Song, Renyu Yang, Rajiv Ranjan, Philip S Yu, and Lifang He, 'Streaming social event detection and evolution discovery in heterogeneous information networks', *ACM Transactions on Knowledge Discovery from Data (TKDD)*, (2021).
 - [33] Hao Peng, Ruitong Zhang, Shaoning Li, Yuwei Cao, Shirui Pan, and S Yu Philip, 'Reinforced, incremental and cross-lingual event detection from social messages', *IEEE Transactions on Pattern Analysis and Machine Intelligence*, (2022).
 - [34] Jiaqian Ren, Lei Jiang, Hao Peng, Yuwei Cao, Jia Wu, Philip S. Yu, and Lifang He, 'From known to unknown: Quality-aware self-improving graph neural network for open set social event detection', in *Proceedings of the 31st ACM International Conference on Information and Knowledge Management*. Association for Computing Machinery, (2022).
 - [35] Peter Rousseeuw, 'Silhouettes: A graphical aid to the interpretation and validation of cluster analysis', *Journal of Computational and Applied Mathematics*, (1987).
 - [36] Takeshi Sakaki, Makoto Okazaki, and Yutaka Matsuo, 'Earthquake shakes twitter users: Real-time event detection by social sensors', in *Proceedings of the 19th International Conference on World Wide Web*. Association for Computing Machinery, (2010).
 - [37] Dev Shah, Haruna Isah, and Farhana Zulkernine, 'Predicting the effects of news sentiments on the stock market', in *IEEE International Conference on Big Data (Big Data)*, (2018).
 - [38] Lei-Lei Shi, Lu Liu, Yan Wu, Liang Jiang, Muhammad Kazim, Haider Ali, and John Panneerselvam, 'Human-centric cyber social computing model for hot-event detection and propagation', *IEEE Transactions on Computational Social Systems*, (2019).
 - [39] Madichetty Sreenivasulu and M Sridevi, 'Comparative study of statistical features to detect the target event during disaster', *Big Data Mining and Analytics*, (2020).
 - [40] Yoshihiko Suhara, Xiaolan Wang, Stefanos Angelidis, and Wang-Chiew Tan, 'Opiniondigest: A simple framework for opinion summarization', in *Proceedings of the 58th Annual Meeting of the Association for Computational Linguistics*, (2020).
 - [41] Xiang Sun, Lu Liu, Ayodeji Ayorinde, and John Panneerselvam, 'Edswe: Event detection based on scoring and word embedding in online social networks for the internet of people', *Digital Communications and Networks*, (2021).
 - [42] Xiang Sun, Yan Wu, Lu Liu, and John Panneerselvam, 'Efficient event detection in social media data streams', in *IEEE International Conference on Computer and Information Technology*, (2015).
 - [43] PAUL TETLOCK, 'Giving content to investor sentiment: The role of media in the stock market', *Journal of Finance*, (2007).
 - [44] Yu Xiao, Qunying Huang, and Kai Wu, 'Understanding social media data for disaster management', *Natural hazards*, (2015).
 - [45] Shih-Feng Yang and Julia Taylor Rayz, 'An event detection approach based on twitter hashtags', in *The 18th International Conference on Computational Linguistics and Intelligent Text Processing*, (2018).
 - [46] Hong-Won Yun, 'Disaster events detection using twitter data', *Journal of information and communication convergence engineering*, (2011).