

nelli: A lightweight frontend for MLIR

MAKSIM LEVENTAL, University of Chicago, USA

ALOK KAMATAR, University of Chicago, USA

RYAN CHARD, Argonne National Laboratory, USA

KYLE CHARD, University of Chicago, USA

IAN FOSTER, University of Chicago, USA

Multi-Level Intermediate Representation (MLIR) is a novel compiler infrastructure that aims to provide modular and extensible components to facilitate building domain specific compilers. MLIR enables modeling programs across the spectrum of abstraction levels. However, since all existing frontends are at a very high level of abstraction, the semantics and mechanics of the fundamental transformations available in MLIR are difficult to investigate and employ per se. To address these challenges, we have developed *nelli*, a lightweight, Python-embedded, domain-specific, language for generating MLIR representations. *nelli* leverages existing MLIR infrastructure to develop Pythonic syntax and semantics for various MLIR features. We describe *nelli*'s design goals, discuss key details of our implementation, and demonstrate how *nelli* enables easily defining and lowering compute kernels to diverse hardware platforms.

CONTENTS

Abstract	1
Contents	1
1 Introduction	2
2 Background	4
2.1 MLIR	4
2.1.1 High-level dialects	5
2.1.2 Intermediate-level dialects	7
2.1.3 Low-level dialects (target-specific code generation)	7
2.2 eDSL construction in Python	8
2.2.1 Compiling	9
2.2.2 Tracing	9
3 Design and implementation of <i>nelli</i>	11
3.1 Upstream manicuring and operator overloading	11
3.2 Trivially rewriting the AST	12
3.3 Trivially rewriting bytecode	12
3.4 Extensibility	14
4 Demonstration and evaluation	16
4.1 End-to-end GPU	16
4.2 End-to-end OpenMP	17
4.3 Derivative-free optimization	17
5 Related Work	18

Authors' addresses: Maksim Levental, mlevental@uchicago.edu, University of Chicago, USA; Alok Kamatar, alokvk2@uchicago.edu, University of Chicago, USA; Ryan Chard, rchard@anl.gov, Argonne National Laboratory, USA; Kyle Chard, chard@uchicago.edu, University of Chicago, USA; Ian Foster, foster@uchicago.edu, University of Chicago, USA.

Manuscript submitted to ACM

6	Conclusion	19
	References	19

1 INTRODUCTION

MLIR is a modular and extensible compiler infrastructure [29] for progressively transforming (*lowering*) programs from high-level (in terms of abstraction), architecture-independent representations to low-level, architecture-specific representations. Such Intermediate Representations (IRs) are termed *dialects* in the MLIR context in order to emphasize their mutual compatibility and the unified interface that MLIR provides for transforming between them, a process referred to as *running passes*.

MLIR has been applied to various problem domains and in its default distribution (other, so-called “out-of-tree,” implementations exist) supports representing programs ranging in abstraction level from dataflow compute graphs, such as can be used to represent Deep Neural Networks (DNNs), to architecture-specific vector instructions. Other less quotidian applications of MLIR include modeling gate-level primitives [16], quantum assembly languages [32], and database query languages [9, 22]. By virtue of its close connection to LLVM [28], MLIR supports code generation for CPUs, GPUs, and other compute platforms, including abstract runtimes (as opposed to concrete hardware architectures) such as OpenMP.

While the primary value of MLIR is its support for efficient (quick) construction of IRs modeling novel domains, an undeniable secondary value is the ability to use existing dialects, corresponding to established programming models, in combination with novel transformations tailored to problem-specific hardware configurations. For example, while there has been much research on the use of MLIR to lower DNNs to high-performance CPU and GPU platforms [40], such as data-center class devices and high-powered mobile devices (e.g., expensive mobile phones), there is a dearth of work on efficiently targeting low-power edge devices, such as micro-controllers and single-board computers. Yet those latter edge devices, while relatively underpowered, can be an attractive DNN deployment target in instances where power is a scarce commodity, such as IoT, AgTech, and urban infrastructure monitoring. Indeed, it is conceivable that, given sufficient directed design space exploration (such as can be realized by using MLIR), these low-power edge devices could effectively support edge inference of DNNs.

However, while MLIR provides the edge device software architect with a rich existing repository of useful dialects and transformations, the effective use of those capabilities for edge device programming is hindered by the lack of a point of ingress to MLIR capabilities that is not encumbered by assumptions about the roles of the existing dialects and their mutual relationships. Specifically, almost all extant ingress points take the form of high-level DNN frameworks, such as PyTorch [34], TensorFlow [5], or ONNX [21]—but most optimization actually occurs on lower-level dialects, such as the affine, structured control-flow, and vector dialects. Thus, in order to productively investigate possible optimization opportunities one must distinguish artifacts of the lowering process from the kernel representations themselves. For example, consider investigating the optimization of a (32×32) linear layer (i.e., `torch.nn.Linear(32, 32)`). This ubiquitous DNN operation lowers to the loop nests in Listing 7; note that the third loop nest is readily identified as corresponding directly to a matrix-multiplication kernel, but the other three are somewhat mysterious¹. Thus, in longer programs (complete DNNs) it becomes difficult to identify, isolate, and manipulate (e.g., to optimize) IR corresponding

¹Case in point: the seemingly redundant initialization and subsequent copy into an intermediate buffer in the lowering of `torch.nn.Linear(32, 32)` is the result of `torch-mlir` enforcing value semantics [38] on `torch.tensor`s, which, while important, obscures the actual compute kernel.

```
@mlir_func
def ifs(M: F64, N: F64):
    one = 1.0
    if M < N:
        two = constant(2.0)
        mem = MemRef.alloca([3, 3], F64)
    else:
        six = constant(6.0)
        mem = MemRef.alloca([7, 7], F64)
    return
```

```
func.func @ifs(%M: f64, %N: f64) {
    %one = arith.constant 1.000000e+00 : f64
    %cond = arith.cmpf olt, %arg0, %arg1 : f64
    scf.if %cond {
        %two = arith.constant 2.000000e+00 : f64
        %mem = memref.alloca() : memref<3x3xf64>
    } else {
        %six = arith.constant 6.000000e+00 : f64
        %mem = memref.alloca() : memref<7x7xf64>
    }
    return
}
```

Listing 1. nelli mapping between Python’s `if` and MLIR’s `scf` dialect.

```
M, N, K = 4, 16, 8

@mlir_func
def matmul(
    A: MemRef[(M, N), F32],
    B: MemRef[(N, K), F32],
    C: MemRef[(M, K), F32]
):
    for i in range(M):
        for j in range(N):
            for k in range(K):
                a = A[i, j]
                b = B[j, k]
                c = C[i, k]
                d = a * b
                e = c + d
                C[i, k] = e
```

```
func.func @matmul(
    %A: memref<4x16xf32>,
    %B: memref<16x8xf32>,
    %C: memref<4x8xf32>
) {
    affine.for %i = 0 to 4 {
        affine.for %j = 0 to 16 {
            affine.for %k = 0 to 8 {
                %a = memref.load %A[%i, %j]
                %b = memref.load %B[%j, %k]
                %c = memref.load %C[%i, %k]
                %d = arith.mulf %a, %b : f32
                %e = arith.addf %c, %d : f32
                memref.store %e, %C[%i, %k]
            }
        }
    }
    return
}
```

Listing 2. nelli mapping between Python’s `for` and MLIR’s `affine` dialect.

most closely to the compute kernel itself, amongst IR that reflects certain assumptions/contracts. Conversely, there currently exists no simple and efficient way to emit any of the lower-level dialects in MLIR (such as `scf`, `affine`, `memref`, or `vector`) short of writing the IR “by hand.”

In order to address the problem of MLIR’s lower-level dialects being inaccessible, we present nelli², a lightweight frontend for MLIR. This Python embedded domain-specific language (eDSL) builds on top of existing MLIR Python bindings to map Python primitives (such as `if` s, `for` s, and `class` es) to various MLIR dialects. Our foremost goal

²<https://github.com/makslevental/nelli>

in designing `nelli` was to make MLIR more ergonomic and thereby more accessible. To this end, we make `nelli` "Pythonic" while preserving MLIR semantics vis-a-vis the in-tree Python bindings. See Listings 1 and 2 for some examples of `nelli` syntax. Notably, `nelli` captures program control flow and produces fully typed IR with little static analysis on the Python source (hence, *lightweight*). Additionally, since `nelli` is a Python eDSL, it fully interoperates with existing Python tooling (IDEs, debuggers, etc.) and other elements of the Python ecosystem.

In the following, we discuss in greater detail `nelli` design goals, the eDSL implementation approaches that we investigated, and the implementation details of our chosen approach. We also present three use cases: 1) a kernel tuner that uses a black-box, gradient-free, optimizer [35], demonstrating the power and convenience of Python interoperability; 2) a pipeline for lowering kernels to target GPUs and then evaluating performance on a Raspberry Pi edge device, demonstrating ease of integration with LLVM, downstream of MLIR; 3) and a pipeline for translating parallelizable kernels to OpenMP programs. In summary, this work makes the following contributions:

- (1) A thorough discussion of several alternative eDSL implementation approaches (in Python) and their relative merits and deficiencies.
- (2) A discussion of the design and implementation of an embedded domain-specific language (`nelli`) with minimal static (ahead-of-time) analysis and complexity;
- (3) Implements several lowerings that demonstrate capabilities of `nelli`, with a focus on deploying compute intensive kernels to diverse hardware platforms.

The remainder of the paper is structured as follows: Section 2 reviews the relevant background on eDSLs and MLIR; Section 3 discusses the implementation of `nelli`; Section 4 demonstrates the capabilities of `nelli`; and, finally, Section 5 compares `nelli` to similar tools.

2 BACKGROUND

We quickly review the necessary background on MLIR, in particular with respect to DNN deployment to edge devices, and eDSL construction in general.

2.1 MLIR

MLIR is an approach to building reusable and extensible compiler infrastructure. Practically this means that MLIR constitutes a collection of utilities for

- (1) Defining mutually compatible IRs, known as *dialects*, that model programs in particular domains, supporting operations (including attributes) and types (including traits);
 - Using the Operation Definition Specification (ODS) language implemented against LLVM's TableGen³ utility;
- (2) Defining intra-dialect transformations, such as canonicalization, inlining, and dead-code elimination;
 - Using a subgraph matching⁴ and rewriting concept known as a `RewritePattern`;
- (3) Defining inter-dialect transformations, known as *conversions*;
 - Using `ConversionPatterns` and `TypeConverters`.

In addition to a thriving ecosystem of dialects, tools, and down-stream projects, MLIR has many "in-tree" dialects that model programs across the abstraction-level spectrum. It also supports target-specific code generation and runtime execution through the various backends provided by LLVM; this includes both x86_64 and aarch64/arm64 CPU

³MLIR is an "in-tree" LLVM project and thus reuses and extends many of LLVM's existing facilities.

⁴Directed, acyclic, graph matching is strictly more powerful than tree matching [15].

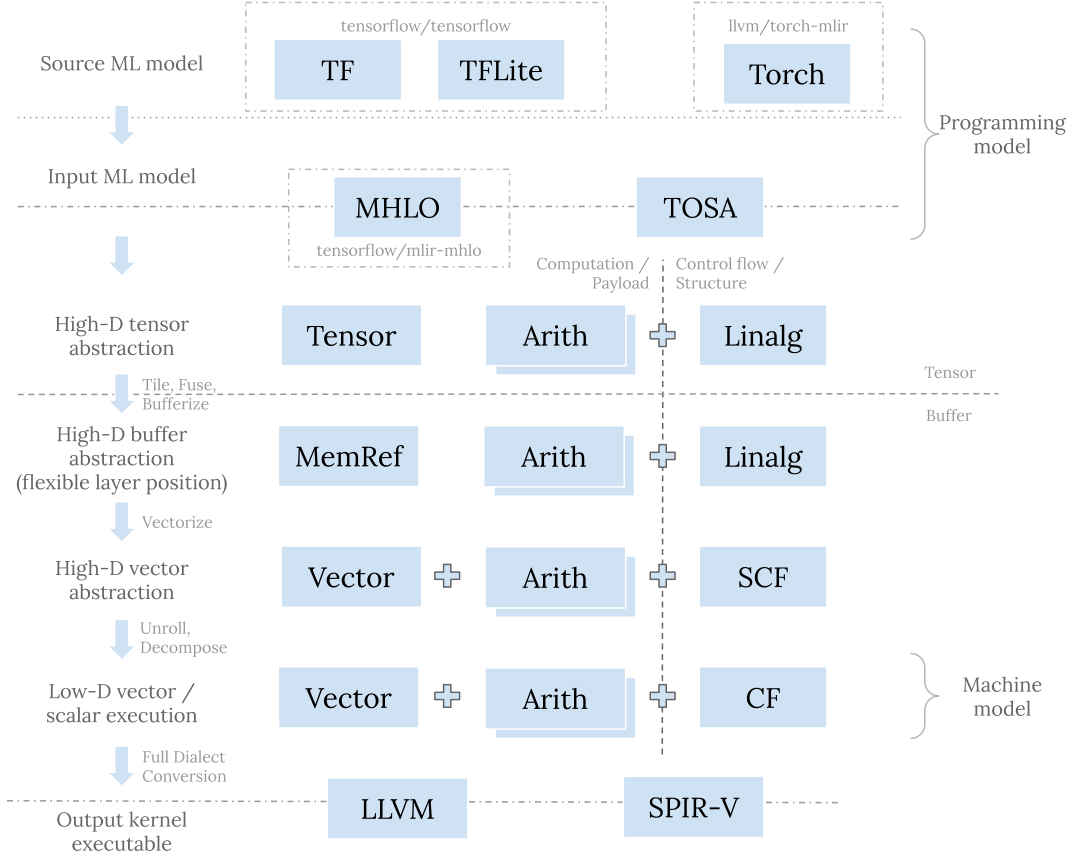


Fig. 3. Ladder of dialect abstraction in terms of dialect types and dialect operations (reprinted with permission from [30]); with respect to types, a progressive lowering needs representations for tensors, buffers, vectors, and scalars, while with respect to operations, it needs to support computation/payload (i.e., arithmetic) and control flow.

instruction set architectures (ISAs), NVPTX⁵ and SPIR-V⁶ GPU pseudo-ISAs, as well as minimal runtimes for each. See Figure 3 for the “ladder of abstraction” [18] in terms of MLIR dialects. We briefly describe a few of the dialects (in-tree and out-of-tree) relevant for DNN deployment to edge devices.

2.1.1 High-level dialects. At the highest level of abstraction, MLIR supports representing DNNs specified using high-level frameworks such as TensorFlow and PyTorch⁷. The role of these dialects (`tf`, `tfl`, `torch`) is to faithfully represent the source model as specified in the chosen framework and thus they function as points of ingress into MLIR. As mentioned in the introduction, this effectively makes TensorFlow and PyTorch the only mature points of ingress into MLIR (see Section 5). In addition, as evinced by Listings 4 and 5, the lowering/translation process incurs a high cost

⁵NVIDIA Parallel Thread Execution is a virtual machine instruction set architecture used by NVIDIA’s GPUs as an interface layer between CUDA and SASS; SASS is the low-level assembly language that compiles to binary microcode, which executes natively on NVIDIA GPU hardware [1].

⁶Khronos Group’s binary intermediate language SPIR-V for representing graphics shaders and compute kernels [24]; both the Vulkan graphics API and the OpenCL compute API support SPIR-V.

⁷The `tf` (TensorFlow), `tfl` (TensorFlowLite), `torch` (PyTorch), and `mhlo` dialects are all “out-of-tree” dialects.

```

class MyMatmul(nn.Module):
    def __init__(self):
        super().__init__()
        self.matmul = nn.Linear(
            32, 32
        )

    def forward(self, x):
        return self.matmul(x)

```

Listing. 4. Simple neural network with a `torch.nn.Linear(32, 32)`.

```

module attributes {
  func.func @forward(
    %arg0: !torch.vtensor<[32,32],f32>
  ) -> !torch.vtensor<[32,32],f32> {
    %int0 = torch.constant.int 0
    %int1 = torch.constant.int 1
    %float1.0e00 = torch.constant.float 1.0
    %0 = torch.vtensor.literal(dense<1.0>)
    %1 = torch.vtensor.literal(dense<1.0>)
    %2 = torch.aten.transpose.int %1, %int0, %int1
    %3 = torch.aten.mm %arg0, %2
    %4 = torch.aten.add.Tensor %3, %0, %float1.0e00
    return %4 : !torch.vtensor<[32,32],f32>
  }
}

```

Listing. 5. Simple neural network with a `torch.nn.Linear(32, 32)` layer rendered in the `torch` dialect.

with respect to legibility; naturally, lowering the level of abstraction necessitates the inclusion of explicit specification of operations that are implicit (or, at least, taken for granted) in the high-level representation. With Listings 4 and 5 in mind, note that in specifying the operation `torch.nn.Linear(32, 32)`, one implicitly specifies:

- (1) The bias tensor `%0 = torch.vtensor.literal -> !torch.vtensor<[32],f32>` needs to be initialized;
- (2) The weight tensor `%1 = torch.vtensor.literal -> !torch.vtensor<[32, 32],f32>` needs to be initialized;
- (3) A transpose `%2 = torch.aten.transpose.int %1, %int0, %int1` on the weight tensor needs to be performed (since, in PyTorch, weights are stored in column-order);
- (4) The bias needs to be added `%4 = torch.aten.add.Tensor %3, %0, %float1.0e00` to the result of the matrix multiplication (`%3 = torch.aten.mm %arg0, %2`).

The ultimate effect of this translation process is that targeting the operation of interest (e.g., `torch.nn.Linear(32, 32)`) for investigation and transformation is made more difficult. It's important to not underestimate the significance of the last point: subgraph matching, as implemented in MLIR by the `RewritePattern`, “anchors” on a target operation. Thus, if an optimizing transformation (such as loop-unrolling, loop-fusion, loop-tiling) is implemented targeting the loop nests generated from this high-level representation (see Listing 7), then running that pass will incur high(er) runtime cost⁸ and much higher development time. In MLIR, the partial resolution to this problem is called *structured code generation* [40], i.e., high-level operations such as `torch.nn.Linear(32, 32)` are first lowered to a structured representation, such as `linalg.generic` (see Listing 6), which is itself transformed and lowered to optimized loop-nests (see Listing 7). But, as can be observed in Listing 6, these structured transformations are (currently) limited to kernels implemented in terms of parallel and reduction iterators.

⁸Imagine targeting the third loop-nest in Listing 7; you might develop a `RewritePattern` that matches on `scf.for` but then there are $2+2+3+2=9$ possible such matches. Thus, one needs to further filter the possible matches (e.g., by filtering on whether the body contains a sequence of `arith.mulf` and `arith.addf`).

```

#map3 = affine_map<(d0, d1, d2) -> (d0, d2)>
#map4 = affine_map<(d0, d1, d2) -> (d2, d1)>
#map5 = affine_map<(d0, d1, d2) -> (d0, d1)>
%3 = linalg.generic {
  indexing_maps = [#map3, #map4, #map5],
  iterator_types = ["parallel", "parallel", "reduction"]
} ins(%arg0, %1 : tensor<32x32xf32>, tensor<32x32xf32>)
  outs(%2 : tensor<32x32xf32>) {
  ^bb0(%in: f32, %in_2: f32, %out: f32):
    %5 = arith.mulf %in, %in_2 : f32
    %6 = arith.addf %out, %5 : f32
    linalg.yield %6 : f32
  } -> tensor<32x32xf32>

```

Fig. 6. `linalg.generic` representation for `torch.nn.Linear(32, 32)`.

2.1.2 Intermediate-level dialects. An intermediate-level dialect is one that can be used to represent a kernel explicitly but is abstract with respect to hardware implementation. Thus, the structured control flow dialect (`scf`), which models loops (`scf.for`, `scf.while`, `scf.parallel`), and the `memref` dialect, which is intended to model creation and manipulation of objects with memory reference semantics (i.e., buffers). See Listing 7 for the representation of `torch.nn.Linear(32, 32)` purely in terms of these dialects.

The least abstract dialects at this level of abstraction are the `arith` dialect, which models basic integer and floating point mathematical operations, and the `vector` dialect, a generic, retargetable, higher-order (i.e., multi-dimensional) vector that carries semantically useful information for transformations that enable targeting vector ISAs on concrete targets (e.g., AVX-512, ARM SVE, etc.).

The dialects at this level of abstraction, especially `scf` and `vector`, are where the real optimization work occurs; transformations such as loop-unrolling, loop-fusion, loop-tiling can have enormous impact on the runtime performance of any code [41], but are especially important for numerics intensive code, such as can be found to constitute the majority of kernels in a DNN. Furthermore, explicit vectorization (rather than auto-vectorization) is critical to achieving good performance of various compute-intensive kernels, deployed to both CPUs and GPUs [14]. Hence, it's important to be able to efficiently and effectively manipulate representations of DNNs at this level of abstraction, even more-so than what MLIR currently enables.

2.1.3 Low-level dialects (target-specific code generation). At the lowest level of abstraction, MLIR contains implementations of dialects that can interface with hardware specific runtimes and ISAs, such as `nvvm`, which models NVPTX instructions, `spirv`, and `llvm`, which faithfully models LLVM IR and therefore enables targeting all backends supported by LLVM (including x86_64 and aarch64/arm64 CPU ISAs). The latter dialect includes support for managed runtimes on top of ISAs (such as OpenMP, in combination with the `omp` dialect) and coroutines (in combination with the `async` dialect). These target-specific, code-generation focused, dialects enable end-to-end compilation of MLIR programs (e.g., DNNs) to a variety of execution environments, including single-core CPU, multi-core (threaded) CPU, and GPU, including SoTA NVIDIA platforms but also lesser known vendors that implement the SPIR-V standard (see Section 4 for demonstrations of nelli's end-to-end compilation features).

```

1 %alloc = memref.alloc() {alignment = 64 : i64} : memref<32x32xf32>
2 scf.for %arg1 = %c0 to %c32 step %c1 {
3   scf.for %arg2 = %c0 to %c32 step %c1 {
4     memref.store %cst, %alloc[%arg1, %arg2] : memref<32x32xf32>
5   }
6 }
7 %alloc_0 = memref.alloc() {alignment = 64 : i64} : memref<32x32xf32>
8 scf.for %arg1 = %c0 to %c32 step %c1 {
9   scf.for %arg2 = %c0 to %c32 step %c1 {
10    %2 = memref.load %alloc[%arg1, %arg2] : memref<32x32xf32>
11    memref.store %2, %alloc_0[%arg1, %arg2] : memref<32x32xf32>
12  }
13 }
14 memref.dealloc %alloc : memref<32x32xf32>
15 scf.for %arg1 = %c0 to %c32 step %c1 {
16   scf.for %arg2 = %c0 to %c32 step %c1 {
17     scf.for %arg3 = %c0 to %c32 step %c1 {
18       %2 = memref.load %cast[%arg1, %arg3] : memref<32x32xf32>
19       %3 = memref.load %0[%arg3, %arg2] : memref<32x32xf32>
20       %4 = memref.load %alloc_0[%arg1, %arg2] : memref<32x32xf32>
21       %5 = arith.mulf %2, %3 : f32
22       %6 = arith.addf %4, %5 : f32
23       memref.store %6, %alloc_0[%arg1, %arg2] : memref<32x32xf32>
24     }
25   }
26 }
27 %alloc_1 = memref.alloc() {alignment = 64 : i64} : memref<32x32xf32>
28 scf.for %arg1 = %c0 to %c32 step %c1 {
29   scf.for %arg2 = %c0 to %c32 step %c1 {
30     %2 = memref.load %alloc_0[%arg1, %arg2] : memref<32x32xf32>
31     %3 = memref.load %1[%arg2] : memref<32xf32>
32     %4 = arith.addf %2, %3 : f32
33     memref.store %4, %alloc_1[%arg1, %arg2] : memref<32x32xf32>
34   }
35 }

```

Fig. 7. Loop-level representation for `torch.nn.Linear(32, 32)` through `torch-mlir`, `linalg`, and `scf`. The blue shading highlights the matrix-multiplication loop nest (lines 17-31) amidst artifacts of the lowering process.

2.2 eDSL construction in Python

Given a host language, there are (invariably) several ways to implement an embedded domain-specific language; the set of avenues available is only circumscribed by the facilities of the host language and the goals of the DSL designer. `nelli` is embedded in Python and so we discuss two eDSL implementation approaches (including merits and deficiencies) with Python as the host language. Indeed, each of these two approaches was validated (i.e., implemented) over the course of developing `nelli` and discarded in favor of the chosen approach (see Section 3).

2.2.1 Compiling. The most straightforward approach to implementing an eDSL in any host language (conceptually) is to build a compiler using that language for (a subset of) that language. This involves static (ahead-of-time) source analysis, including lexing, abstract syntax tree (AST) construction, control-flow analysis, type inference, and code generation (for the target language, MLIR or otherwise). Suffice it to say, this is a monumental undertaking. Nonetheless, the undertaking has been undertaken, in the context of Python and, specifically, numerics intensive programs, many times to varying degrees of success [8, 23, 37].

The scope of such an undertaking is slightly improved by the fact that Python provides, in its standard library, source lexing (for Python source code), AST construction, and AST traversal utilities (in the `ast` package). But, comparatively speaking, these aspects of the undertaking are the least challenging⁹; the principal challenges are control-flow analysis and type inference. With respect to the latter, Python’s highly permissive runtime and “duck typing”¹⁰ paradigm requires a compiler to reckon with all mutations of an instantiated object; any object instance can be made to quack like a duck at any point in the execution of a Python program. More seriously (supposing property mutations were prevented), Python does not have nested lexical scopes below the level of a function body: for example, in the following

```
def leaky(a):
    if a % 2 == 0:
        b = 5
        c = 3 * b
    elif a == 5:
        b = "5"
        c = "3" + b
    else:
        pass
    return c
```

the conditional actually “yields” two values (`b` in addition to `c`) and the same is true for all such regions (i.e., `for` s and `with` s), i.e., they “leak” definitions and (possibly) grow the use-def chains of identifiers in subsequent regions. In addition, irrelevant of lexical scoping, the conditional actually yields union types (`b`, `c`: `int | str | None`) and hence the target language needs to support such union types¹¹.

2.2.2 Tracing. An alternative to ahead-of-time (AOT) compilation of a program is just-in-time (JIT) compilation, and in particular, compilation of only the ordered sequence of operations executed during some execution the program; such a compiler is called a *tracing* JIT, alluding to the “tracing” of the execution path of the program. Several such tracing JITs have been built for general purpose Python [2, 7, 10, 26]. A tracing JIT approach obviates the need to

⁹Indeed, there exist many lexers and parsers for Python [33, 42] implemented in other, more performant, languages, i.e., preferable alternatives to the `ast` package, if one’s goal were to build a Python compiler.

¹⁰Python is believed to be “dynamically typed”: this is a widely held misconception. In fact, every value manipulated by the Python runtime is a subclass of `<class object>`: `(1).__class__.__bases__ == (<class object>)`. Thus, method resolution (which can be patched at runtime) determines the effective type of a value: `(1).__class__.__mro__ == (<class int>, <class object>)`.

¹¹Certainly MLIR supports modeling union types but recall that the broader goal is to translate Python to existing MLIR dialects, rather than mapping Python to a novel dialect.

```

class Tensor:
    def __add__(self, other: Tensor):
        emit(f"tensor.add %{self}, %{other}")
        ...

    def __mul__(self, other: Tensor):
        emit(f"tensor.mult %{self} %{other}")
        ...

    def __getitem__(self, item: tuple[int]):
        # indexed load
        emit(f"tensor.extract ${self}[{*item}]")
        ...

    def __setitem__(self, key: tuple[int], value):
        # indexed store
        emit(f"tensor.insert ${value} into ${self}[{*item}]")
        ...

```

Listing. 8. Sketch of operator overloading on a proxy `Tensor` object for purposes of performing translation to the MLIR `tensor` dialect.

perform control-flow analysis and type-inference, because both are fully reified at runtime. However, a tracing JIT does not eliminate the need to parse a source representation of the program, e.g., as in the case of Python, the bytecode representation. Indeed, Numba [26], Pyston [2], and Pyjion [7] compile CPython virtual machine bytecode instructions (as opposed to textual source) directly to (target) assembly language¹². It’s important to emphasize that while, in principle, each of Numba, Pyston, and Pyjion can be used to compile entire Python programs, they are frequently used as eDSLs for accelerated implementations of the numerics intensive portions of Python code, through their partial-compilation APIs (`@njit` and `pyjion.enable()` , for Numba and Pyjion respectively).

An alternative to JIT compiling Python at the bytecode level (i.e., handling all opcodes), especially relevant for eDSL construction, is instrumenting (“hooking”) only a subset of operations in the host language. For example, function calls and arithmetic operations. The various Python DNN frameworks (PyTorch [34], TensorFlow [5], JAX [17]) take this approach; by restricting user programs to make calls to functions in their own namespaces and by overloading various operators on proxy objects (see Listing 8), the eDSL can wholly own the means of production¹³, and thereby perform source-to-source translation. While simple and effective, hooking function calls and operator overloading suffers from an aesthetically displeasing deficiency: in a host language (such as Python) where control-flow primitives such as `if` s and `for` s cannot be instrumented, they must be replaced (within the context of the eDSL) with explicit proxies (e.g., `tf.while_loop` and `jax.lax.cond`). More critically, existing such eDSLs suffer from a fundamental limitation of the tracing approach: if host-language conditionals are allowed in any capacity, then the path less traveled by the program will be not captured by the eDSL. For example, in the following

¹²All three projects employ a more generic JIT (LLVM for the former two and the CoreCLR [39] for the latter) for the “last mile” of code generation.

¹³Recall, a production is a rewrite rule specifying a symbol substitution that can be recursively performed to generate new symbol sequences. A finite set of productions P is the main component in the specification of a formal grammar (such as that of a programming language).

```

1  def single_path(x: Tensor, a: int):
2      if a % 2 == 0:
3          y = 2 * x
4      else:
5          y = 3 * x
6      return y

```

Despite being able to effectively capture all arithmetic operations on a `Tensor`, no tracing eDSL can capture both arms of the conditional. `nelli` addresses this limitation.

3 DESIGN AND IMPLEMENTATION OF NELLI

The primary design goal of `nelli` is to be *easy to use* and *simple to understand*, while remaining faithful to the semantics of MLIR. By semantics of MLIR, we mean that dialects as rendered in `nelli` (i.e., names and uses of operations) should reflect as closely as possible their rendering in MLIR IR. Note, we draw a subtle distinction between easy and simple: easy to use implies that it should work (generate MLIR IR) with very little fanfare while simple to understand means studying the implementation should reward a modicum of effort (without requiring an inordinate investment). Addressing the former, much effort on our part has been invested in packaging `nelli` for distribution (it can be directly `pip` installed without compiling LLVM/MLIR). Further, in order to reduce the barrier to reuse of existing code, `nelli` is also extensible (in and of itself) and exposes MLIR in an extensible way.

Addressing the latter precludes various metaprogramming techniques, such as wholesale source rewriting and Python `metaclass` programming. Additionally, it precludes the use of dynamic scoping (using `contextvars`) to implement patterns such as stacks of monadic interpreters [6, 25]. `nelli` uses three techniques to accomplish the stated design goals: operator overloading, trivial source rewriting, and bytecode rewriting. We discuss each in turn (effectively, in order of increasing complexity). We also discuss how `nelli` addresses extensibility.

3.1 Upstream manicuring and operator overloading

MLIR, irrelevant of `nelli`, procedurally generates Python bindings for functionality related to emitting MLIR IR. This procedural generation is made possible by virtue of the fact that almost all operations, in all MLIR dialects, are defined using ODS (see Section 2.1). Nonetheless, convenient (and robust) as these existing bindings might be, they are quite verbose, requiring specifying most attributes of operations explicitly; see Listing 9 for an example. Thus, some of the work of `nelli` involves normalizing the upstream APIs; in particular we implement operator overloading for various arithmetic operations on values that are results of `arith` operations (see Listing 11), as well indexing and slicing on results of `memref` and `tensor` operations (see Listing 2). Additionally we overload Python parameter annotations to implement a minimal form of Hindley-Milner¹⁴, as well as instantiating `func`s with typed parameters. Finally, we use Python `class` namespaces as models for `module`s, including nested `gpu.module`s (see Listing 10).

¹⁴In reality, MLIR performs the type inference, `nelli` simply requires fully type-annotated function parameters.

<pre> with Context() as ctx: with Location.unknown(context=ctx) as loc: index_type = IndexType.get() f = func.FuncOp("simple_for", ([], [])) with InsertionPoint(f.add_entry_block()): lb = arith.ConstantOp.create_index(0) ub = arith.ConstantOp.create_index(42) step = arith.ConstantOp.create_index(2) three = arith.ConstantOp.create_index(3) loop = scf.ForOp(lb, ub, step, iter_args) with InsertionPoint(loop.body): three_i = arith.MulIOp(three, loop.induction_variable) scf.YieldOp([]) func.ReturnOp([]) </pre>	<pre> @mlir_func def simple_for(): for i in range(0, 42, 2): two_i = 3 * i </pre>
--	---

Listing. 9. Instantiating `func.func` with a `scf.for` using the upstream MLIR Python bindings compared with specifying the same program using `nelli`.

3.2 Trivially rewriting the AST

It's important to understand how the upstream MLIR Python bindings function (as a reflection of how MLIR functions). Consider the instantiation of `scf.for` in Listing 9; operations to be inserted into the body of the `scf.for` must have their `InsertionPoint`s set to (somewhere in) the body of the `scf.for`. Thus, the Python bindings corresponding to those operations (i.e., `arith.MulIOp`) must be executed within the context of `with InsertionPoint(loop.body)`. Eliminating the indentation due to the `with` (which indicates a nested scope where none exists) is worthwhile. One trivial way to accomplish this is to explicitly `__enter__` and `__exit__` the `InsertionPoint(loop.body)` context manager; see Listing 12. But requiring the user to explicitly indicate the end of the `for` loop transforms Pythonic `for` loops to Pascal-style `for` loops. Thus, `nelli` rewrites user functions (at the AST level) and automatically inserts such opening and closing calls for all `for`s and `if`s (see Listing 13). Note, since we rewrite the AST (not the source itself), we are able to patch line numbers for all nodes to reflect original source locations and thus all Python IDE, error-reporting, and debugging infrastructure is undeterred i.e., users are able to set breakpoints in functions and inspect objects just the same as for any Python code¹⁵.

3.3 Trivially rewriting bytecode

Rewriting the source AST enables mapping Python control-flow primitives to various MLIR control-flow operations except for one caveat: as mentioned in section 2.2.2, relying on runtime execution of Python code (and hooks) to capture programs precludes faithful capture of conditionals. For example, irrespective of arbitrary AST transformations, only one arm of the conditional in Listing 13 can be traced. Although it's debatable whether multi-arm conditionals are

¹⁵This is emphatically not the case for eDSLs like Numba and Pyjion which compile and execute Python using, effectively, their own bytecode interpreters.

```

class MyClass1(GPUModule):
    def kernel(
        self,
        A: MemRef[(M, N), F32],
        B: MemRef[(N, K), F32],
        C: MemRef[(M, K), F32],
    ):
        x = block_id_x()
        y = block_id_y()
        a = A[x, y]
        b = B[x, y]
        C[x, y] = a * b
        return

m = MyClass1(
    func_attributes={
        "spirv.entry_point_abi":
            spirv.entry_point_abi(
                workgroup_size=[1, 1, 1]
            ),
    }
)

@mllr_func
def main(
    A: MemRef[(M, N), F32],
    B: MemRef[(N, K), F32],
    C: MemRef[(M, K), F32],
):
    m.kernel(A, B, C,
        grid_size=[4, 4, 1],
        block_size=[1, 1, 1]
    )

```

```

module attributes {gpu.container_module} {
    gpu.module @MyClass1 {
        gpu.func @kernel(
            %A: memref<4x16xf32>,
            %B: memref<16x8xf32>,
            %C: memref<4x8xf32>)
        kernel attributes {
            spirv.entry_point_abi =
                #spirv.entry_point_abi<
                    workgroup_size = [1, 1, 1]
                >
        } {
            %x = gpu.block_id x
            %y = gpu.block_id y
            %a = memref.load %A[%x, %y] : ...
            %b = memref.load %B[%x, %y] : ...
            %c = arith.mulf %a, %b : f32
            memref.store %C, %C[%0, %1] : ...
            gpu.return
        }
    }
    func.func @main(
        %A: memref<4x16xf32>,
        %B: memref<16x8xf32>,
        %C: memref<4x8xf32>) {
        %c4 = arith.constant 4 : index
        %c1 = arith.constant 1 : index
        gpu.launch_func async
            @MyClass1::@kernel
            blocks in (%c4, %c4, %c1)
            threads in (%c1, %c1, %c1)
            args(
                %A : memref<4x16xf32>,
                %B : memref<16x8xf32>,
                %C : memref<4x8xf32>
            )
        return
    }
}

```

Listing 10. Overloading `class` es to support nested `gpu.module` s.

```

one = arith.constant(1.0)
two = arith.constant(2.0)
three = one + two

```

```

%one = arith.constant 1.0e+00 : f32
%two = arith.constant 2.0e+00 : f32
%three = arith.addf %one, %two : f32

```

Listing 11. Operator overloading of results of `arith` operations.

<pre>@mlir_func(rewrite_ast=True) def simple_for(): for i in range(0, 42, 2): two_i = 3 * i</pre>	⇒	<pre>@mlir_func def simple_for(): for i in scf_range(0, 42, 2): two_i = 3 * i scf_endfor()</pre>
---	---	--

Listing. 12. Trivially rewriting user functions in order to explicitly manage context managers for MLIR operations with regions; the `scf_range` (in addition to instantiating the `scf.for`) triggers `__enter__` (on a thread-local handle to a context manager) and the `scf_range` triggers `__exit__`.

<pre>@mlir_func(rewrite_ast=False) def ifs(M: F64, N: F64): one = constant(1.0) if scf_if(M < N): one = constant(1.0) scf_endif_branch() else: scf_else() two = constant(2.0) scf_endif_branch() scf_endif()</pre>	⇒	<pre>@mlir_func(rewrite_ast=True) def ifs(M: F64, N: F64): one = constant(1.0) if M < N: one = constant(1.0) else: two = constant(2.0)</pre>
---	---	---

Listing. 13. AST rewriting of conditionals for manual (but implicit) management of context managers for lowering to `scf.if`.

crucial (`scf.if` does support an `scf.else` branch), it would be a strange language that supported only single-arm conditionals.

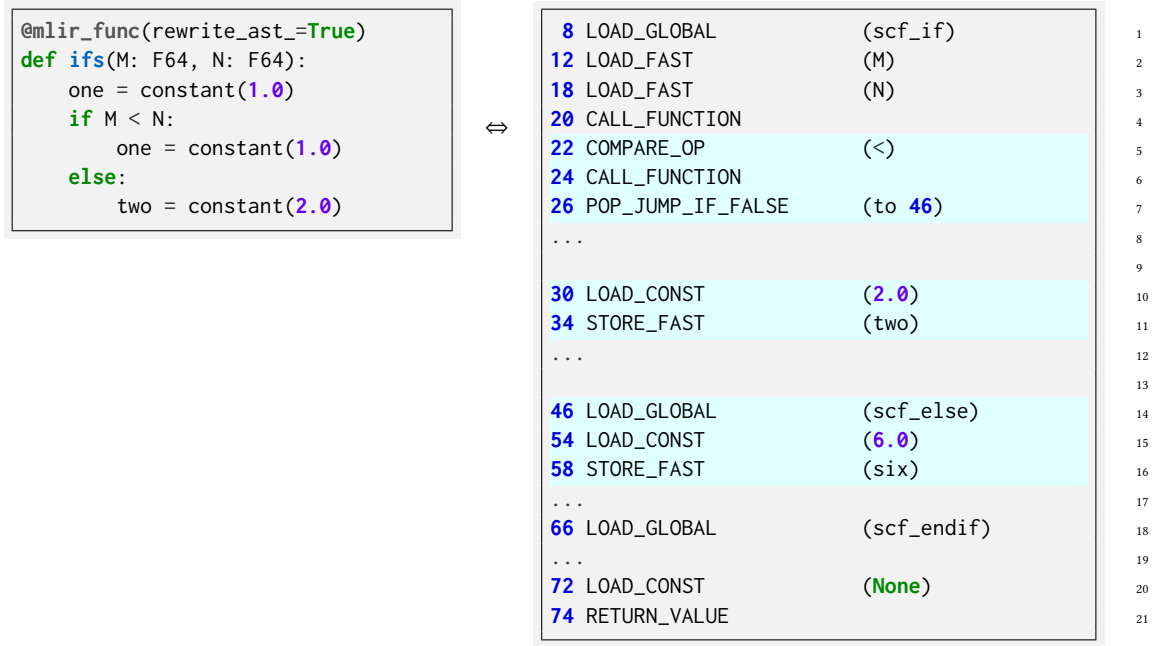
The resolution to the conundrum of the multi-arm conditional lies in rewriting the program on a deeper level than the AST; recall Python programs are compiled (by the CPython implementation) to bytecode instructions. The CPython implementation of Python is a stack-based virtual machine [19] that implements conditionals like many other virtual machines: using jump instructions (see Listing 14). Thus, the solution is to simply rewrite the bytecode of the user’s function and remove those jumps¹⁶, thereby forcing the CPython interpreter to execute all instructions in all arms of the conditional. It’s important to emphasize that this transformation is reasonable given the stated goals of `nelli`: the eDSL program isn’t computing on data and has no intended side-effects other than to emit MLIR IR. Thus program capture, rather than evaluation, permits (and encourages) us to fundamentally alter the semantics of conditionals in this way; certainly, under different circumstances, such a transformation would be wholly nonsensical.

3.4 Extensibility

Currently MLIR is extensible to a limited extent¹⁷ `nelli` addresses extensibility in four ways: the first and second being exercises of existing (but infrequently employed) MLIR APIs, and with the remaining two being novel (relative to MLIR):

¹⁶In fact, the jump instruction is replaced by a `NOP` (no-op) instruction in order to prevent invalidating stack size calculations.

¹⁷The state of affairs is steadily improving; between starting and finishing this manuscript, the authors contributed three substantive improvements.



Listing. 14. CPython bytecode instructions corresponding to multi-arm `if`; note the `POP_JUMP_IF_FALSE` that executes a jump to the else branch (lines 14-16) if the condition (`COMPARE_OP`) evaluates to `False` (whereas, otherwise the true branch, lines 10-11, is executed).

- (1) nelli uses the `_site_initialize` to register (in-tree) dialects at load-time;
- (2) nelli subclasses existing `ir.OpView` classes thereby extending their functionality despite being out-of-tree;
- (3) nelli is built with exported symbols, thus enabling users to extend the various C++ utility classes that comprise the upstream bindings (without recompiling MLIR);
- (4) nelli implements AST walking functionality (akin to Python's `ast.NodeTransformer`) which, along with upstream improvements contributed by the authors, enables writing simple IR rewrites wholly in Python.

Extension points (1) and (2) exercise existing MLIR Python bindings APIs in unconventional ways to demonstrate (1) extending the set of registered (available at runtime) dialects and (2) wrapping/polishing existing `ir.OpView` APIs (constructors, getters, setters) without repackaging the bindings. Extension points (3) and (4) are more nuanced.

By default, MLIR Python bindings are built with "hidden" symbols (i.e., `-fvisibility=hidden`)¹⁸, making those symbols unavailable for symbol resolution of subsequently loaded libraries. This has the effect that none of the bindings' utility classes can be extended without recompiling. nelli exports these symbols (i.e., annotates them with `__attribute__((visibility("default")))`), thus downstream projects can `pip install nelli` immediately extend bindings for existing MLIR dialects, operations, types, and attributes. With respect to the final extension point (writing simple IR rewrites wholly in Python), recall that the conventional method for transforming/rewriting IR is by building a `RewritePattern` using the C++ API. While the MLIR C++ API is robust and well-designed, like

¹⁸This is actually a design choice made by `pybind11` [20] rather than MLIR.

```

@mlir_func(range_ctor=scf_for)
def conv2d_nchw_fchw(
    input: MemRef[(N, CI, HI, WI), F32],
    kernel: MemRef[(CO, CI, K, K), F32],
    output: MemRef[(N, CO, HO, WO), F32],
):
    for n, co, ho, wo in parallel(
        (0, 0, 0, 0), (N, CO, HO, WO)
    ):
        for ci in range(0, CI):
            for ki in range(0, K):
                for kj in range(0, K):
                    ii = ho + ki
                    jj = wo + kj
                    inp = input[n, ci, ii, jj]
                    ker = kernel[co, ci, ki, kj]
                    output[n, co, ho, wo] += inp * ker

```

```

1 pipeline=Pipeline()
2   .FUNC()
3   .gpu_map_parallel_loops()
4   .CNUF()
5   .convert_parallel_loops_to_gpu()
6   .FUNC()
7   .lower_affine()
8   .convert_scf_to_cf()
9   .gpu_kernel_outlining()
10  .CNUF()
11  .GPU()
12  .strip_debuginfo()
13  .convert_gpu_to_nvvm()
14  .gpu_to_cubin(chip="sm_75")
15  .UPG()
16  .gpu_to_llvm()

```

Listing 15. Standard representation of a 2D-NCHW convolution parallelized across output elements and corresponding pass pipeline. Note, we freely interleave `scf.parallel` and `scf.for` (i.e., `range`). Note also that only lines 13, 14 of the pass pipeline are specific to NVIDIA devices.

all such APIs, it is rigid and demanding; that is to say, it is not suited for experimentation and quick iteration. By contrast the Python AST utilities (under the standard library package `ast`) present a lightweight API that enables building small (but effective) rewrites of the Python AST. Taking this user experience as our inspiration, we implement similar functionality by generating AST visitors procedurally from the upstream bindings; one `DialectVisitor` for each registered MLIR dialect, including out-of-tree dialects. Using these `DialectVisitor`s, along with the recently contributed `replace_all_uses_with` upstream API, we are able to build small but non-trivial IR transformations on MLIR `ir.Module`s just as one does using `ast.NodeTransformer`.

4 DEMONSTRATION AND EVALUATION

We demonstrate the capabilities of `nelli` with three small exercises:

- (1) an end-to-end (including execution) GPU example of a batched, multi-channel, 2D convolution that lowers to both NVIDIA devices and Vulkan supporting devices, such as the VideoCore VI 3D found in the Raspberry Pi 4 Model B and the Apple Neural Engine (found in the Apple M1 series of laptops);
- (2) an end-to-end that lowers the same kernel to the managed OpenMP runtime;
- (3) the previous two examples integrated with a black-box, gradient-free, optimizer [35] for searching the space of possible optimizing transformations.

4.1 End-to-end GPU

We implement a standard 2D-NCHW convolution and parallelize across output elements; see Listing 15. Note, we set the default range to be mapped to `scf.for` (`range_ctor=scf_for`) but explicitly map the outermost four loops to a `scf.parallel` thereby specifying that each output element (`n, co, ho, wo`) should be computed in parallel.

The pass pipeline (cf. Listing 15) that accompanies the kernel is specialized for NVIDIA devices but only in the final (hardware-specific) passes. The higher-level passes effectively perform two functions: `gpu_map_parallel_loops` assigns nested `scf.parallel` loops to the corresponding level of the GPU workgroup hierarchy (grid, block, and thread) and `gpu_kernel_outlining` outlines GPU kernel code so that it can be separately compiled and serialized (`gpu_to_cubin(chip="sm_75")`). Note that while this basic example only has one `scf.parallel` and is thus mapped only to blocks, further transformations (such as tiling) can introduce nested `scf.parallel`s, thereby inducing a distribution across both blocks and threads.

The presented code lowers fully to both NVIDIA and Vulkan targets almost unaltered¹⁹ and therefore this kernel successfully executes on all three of the aforementioned hardware platforms (NVIDIA 3080Ti, Apple Neural Engine, and VideoCore VI). In fact, since MLIR provides utilities for mapping NumPy arrays to the various GPU runtime native buffers (using a buffer descriptor called `StridedMemRef`), and utilities for interfacing with the hardware runtimes (CUDA runtime and Vulkan runtime), all end-to-end experiments can be executed without ever leaving the comfort of nelli.

4.2 End-to-end OpenMP

Since the aforementioned 2D-NCHW convolution kernel is implemented in terms of the `scf` dialect, which, as the name suggests, models programs in terms of abstract but structured control-flow operations, the same 2D-NCHW convolution kernel can be lowered to the OpenMP runtime with just the flip of a switch; using nelli's `Pipeline`, it's just a matter of substituting `convert_scf_to_openmp` for `convert_parallel_loops_to_gpu`. This wraps the loop nest in a `omp.parallel` context and implements the `scf.parallel` loop as a `omp.wsloop`, i.e., worksharing loop. Just as with the end-to-end GPU implementation, thanks to LLVM's support for OpenMP, all end-to-end experiments can be executed without ever leaving the comfort of nelli.

4.3 Derivative-free optimization

Algorithmic correctness is a necessary but not sufficient condition for achieving high performance implementations of numerically intensive kernels; due to the variety of hardware platforms, fine-tuning of the implementation for each platform is critical [31]. In many cases, where a formal cost model of the hardware platform isn't available, a directed search of the program transformation space cannot be realized. In such instances, black-box (gradient-free) optimization techniques can be employed. To demonstrate the value of having seamless interoperability with the Python ecosystem, we connect nelli to Nevergrad [35], a Python package for gradient-free optimization. We experiment with applying two loop nest transformations: tiling and unrolling [13], using the MLIR pass `scf_parallel_loop_tiling` and a loop-unrolling operation (`loop_ext.LoopUnrollOp`). Both transformations are parameterized (by tile sizes and unroll factor, respectively) and it is this parameter space that can be searched over to find the optimal kernel for each hardware platform.

Thus, we set Nevergrad loose on our kernel on three different platforms: a workstation with a NVIDIA 3080Ti GPU, an Apple M1 MacBook Pro with a Neural Engine GPU, and a Raspberry Pi 4 Model B with Broadcom VideoCore VI GPU. On each platform we apply the 2D-NCHW convolution on an input with shape $(N, C, H, W) := (1, 1, 1280, 1280)$, using a $(C_i, C_o, K) := (1, 3, 3)$ filter (where C_i, C_o are channels-in, channels-out, respectively), and search the space of possible tile sizes and loop-unroll factors. In addition, just for fun, we apply loop-unrolling to the OpenMP implementation. As

¹⁹Vulkan does not support 4D buffers so in practice inputs have to be packed along the batch and channel dimensions.

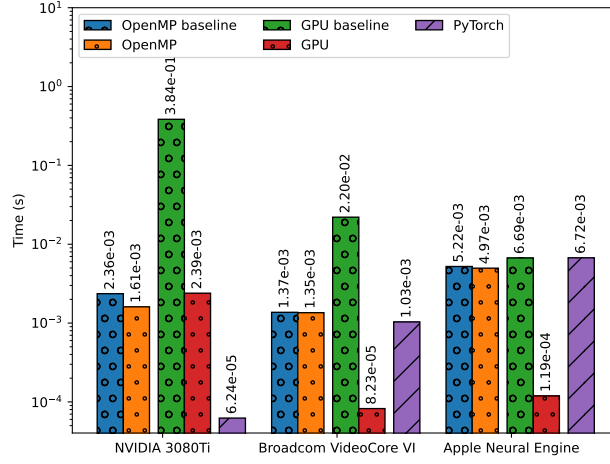


Fig. 16. Nevergrad optimization for tiling and inner-loop unrolling of a 2D-NCHW convolution kernel.

well, we compare it to the PyTorch implementation of the same kernel. Figure 16 shows the results of the experiment. A few noteworthy observations:

- (1) for this small kernel, OpenMP is fairly performant but loop-unrolling has almost no effect on the implementation because the worksharing loop distribution already distributes work maximally across all available cores;
- (2) tiling and loop-unrolling is hugely important for achieving good performance on GPUs;
- (3) PyTorch has highly optimized implementations of kernels for common platforms (such as NVIDIA) but otherwise can be outperformed by fine-tuning for a user’s specific hardware configuration.

Indeed, each of these conclusions is well-known and understood and thus we observe that enabling users to easily, and transparently, perform this kind of fine-tuning, through a representation like MLIR and an interface like *nelli*, is a boon to mankind.

5 RELATED WORK

There are several projects in the MLIR ecosystem that aim to support a Python frontend for some MLIR dialect (or collection of dialects) but as far as we’re aware (i.e., at the time of writing) none that aim to expose *all* builtin dialects through a Python frontend. Most famous amongst these are JAX [11], which provides a NumPy-conformant interface to the `hlo` [3] family of dialects, and TensorFlow. Each of these effectively provides a very high-level, Python-embedded, DSL for machine learning (specifically neural network) operations implemented against their respective dialects. Note, while superficially the Torch-MLIR project [4] resembles JAX and TensorFlow, in that it transforms Python to an MLIR dialect (`torch-mlir`), the Python frontend is in fact provided by PyTorch itself²⁰, we do not count it amongst this group of projects. In this category there is also the interesting `numba-mlir` project, a MLIR-based Numba backend, where, Numba [27] translates from NumPy-specific Python code to lower-level representations (Numba IR and then LLVM IR) by analyzing the CPython bytecode instructions²¹ the Python compiles to. `numba-mlir` lowers to several high-level (higher than LLVM IR) domain-specific dialects (`ntensor`, `plier`) by recovering Regionalized Value State

²⁰Torch-MLIR operates on the intermediate representations exported by PyTorch rather than directly on Python source.

²¹CPython is a stack-based virtual machine with its own assembly/bytecode instructions (see <https://docs.python.org/3/library/dis.html>).

Dependence Graphs [36] from the Numba IR. Finally, there is the Pylir project, implemented on top of MLIR, which aims to be an optimizing, ahead-of-time, compiler for all of Python. Thus, Pylir’s goal is not to be a frontend for MLIR in and of itself but to compile Python code to native executables; it accomplishes this impressive feat by parsing Python to its own dialects.

Alternatively, there exist projects that approach the problem orthogonally - they aim to provide a Python interface to a MLIR-like framework but not MLIR itself. The projects in this category generally aim to be completely independent of upstream MLIR and thus parse MLIR-native IR into proprietary ASTs and manipulate those ASTs in various ways (transforming, serializing, etc.). For example, pyMLIR [?] implements a LALR(1) grammar (extracted from the upstream MLIR documentation) and parser. pyMLIR’s parser generates an AST representation that further implements Python’s `ast.NodeTransformer` interface, thus enabling various AST transformations. The resulting ASTs can be once again serialized to conformant MLIR. Note, nelli’s AST transformation functionality is inspired by pyMLIR’s, but instead of operating on a proprietary AST representation, nelli’s operates on the canonical MLIR AST. On the other hand, xDSL [12] is a Python-native compiler framework influenced by MLIR but not coupled directly to MLIR; xDSL emitted IR is validated against MLIR but only as part of its continuous integration process. These projects are all very interesting and impressive accomplishments but they are orthogonal to our goals, i.e., providing a Python frontend to MLIR itself, rather than an arbitrary compiler framework (irrespective of how featureful or MLIR-like that framework might be).

6 CONCLUSION

We described nelli, a lightweight, open source, Python frontend for the Multi-Level Intermediate Representation compiler infrastructure. nelli aims to make MLIR more accessible by providing a Pythonic syntax for the various MLIR dialects while remaining faithful to MLIR’s semantics. nelli uses operator overloading, AST rewriting, and bytecode rewriting to map Python control flow primitives, like conditionals and loops, to MLIR control flow operations, amongst other design choices. nelli is designed to be simple to use and understand. It performs minimal static analysis and thus incurs minimal complexity in perform the translation to MLIR, compared to existing frontends. As a Python eDSL, it interoperates with existing Python tooling is fully extensible, in terms of dialects, operations, types, and attributes supported. Further, we demonstrated the utility of nelli by showing end-to-end compilation of an example kernel for different hardware platforms, including integration with a derivative-free optimization library to automatically optimize for those platforms. In summary, nelli provides an easy way to interface with MLIR and manipulate intermediate representations directly, avoiding the complexities and artifacts of lowering from high-level frameworks. This enables more flexible program analysis and transformation compared to those existing MLIR frontends.

REFERENCES

- [1] Ptx and sass assembly debugging. https://docs.nvidia.com/gameworks/content/developertools/desktop/ptx_sass_assembly_debugging.htm, 2015. [Online; accessed 26-March-2023].
- [2] Pyston. <https://github.com/pyston/pyston>, 2023. [Online; accessed 26-March-2023].
- [3] StableHLO: Backward compatible ml compute opset inspired by hlo/mhlo, 2023.
- [4] Torch-MLIR: The torch-mlir project aims to provide first class support from the pytorch ecosystem to the mlir ecosystem, 2023.
- [5] Martin Abadi, Ashish Agarwal, Paul Barham, Eugene Brevdo, Zhifeng Chen, Craig Citro, Greg S. Corrado, Andy Davis, Jeffrey Dean, Matthieu Devin, Sanjay Ghemawat, Ian Goodfellow, Andrew Harp, Geoffrey Irving, Michael Isard, Yangqing Jia, Rafal Jozefowicz, Lukasz Kaiser, Manjunath Kudlur, Josh Levenberg, Dan Mane, Rajat Monga, Sherry Moore, Derek Murray, Chris Olah, Mike Schuster, Jonathon Shlens, Benoit Steiner, Ilya Sutskever, Kunal Talwar, Paul Tucker, Vincent Vanhoucke, Vijay Vasudevan, Fernanda Viegas, Oriol Vinyals, Pete Warden, Martin Wattenberg, Martin Wicke, Yuan Yu, and Xiaoqiang Zheng. Tensorflow: Large-scale machine learning on heterogeneous distributed systems, 2016.
- [6] Nada Amin and Tiark Rompf. Collapsing towers of interpreters. 2(POPL), dec 2017.
- [7] Anthony Shaw. Nuitka the python compiler. <https://pyjion.readthedocs.io/en/latest/>, 2023. [Online; accessed 26-March-2023].

- [8] Stefan Behnel, Robert Bradshaw, Craig Citro, Lisandro Dalcin, Dag Sverre Seljebotn, and Kurt Smith. Cython: The best of both worlds. *Computing in Science & Engineering*, 13(2):31–39, 2010.
- [9] Paul Blockhaus and Ing David Broneske. *A Framework for Adaptive Reprogramming Using a JIT-Compiled Domain Specific Language for Query Execution*. PhD thesis, Master’s thesis. Ottovon-Guericke University Magdeburg, 2022.
- [10] Carl Friedrich Bolz, Antonio Cuni, Maciej Fijałkowski, and Armin Rigo. Tracing the meta-level: Pypy’s tracing jit compiler. In *Proceedings of the 4th Workshop on the Implementation, Compilation, Optimization of Object-Oriented Languages and Programming Systems, ICPOOLPS ’09*, pages 18–25, New York, NY, USA, 2009. Association for Computing Machinery.
- [11] James Bradbury, Roy Frostig, Peter Hawkins, Matthew James Johnson, Chris Leary, Dougal Maclaurin, George Necula, Adam Paszke, Jake VanderPlas, Skye Wanderman-Milne, and Qiao Zhang. JAX: composable transformations of Python+NumPy programs, 2018.
- [12] Nick Brown, Tobias Grosser, Mathieu Fehr, Michel Steuwer, and Paul Kelly. xdsl: A common compiler ecosystem for domain specific languages.
- [13] João M.P. Cardoso, José Gabriel F. Coutinho, and Pedro C. Diniz. Chapter 5 - source code transformations and optimizations. In João M.P. Cardoso, José Gabriel F. Coutinho, and Pedro C. Diniz, editors, *Embedded Computing for High Performance*, pages 137–183. Morgan Kaufmann, Boston, 2017.
- [14] Neil G Dickson, Kamran Karimi, and Firas Hamze. Importance of explicit vectorization for cpu and gpu software performance. *Journal of Computational Physics*, 230(13):5383–5398, 2011.
- [15] Dietmar Ebner, Florian Brandner, Bernhard Scholz, Andreas Krall, Peter Wiedermann, and Albrecht Kadlec. Generalized instruction selection using ssa-graphs. In *Proceedings of the 2008 ACM SIGPLAN-SIGBED conference on Languages, compilers, and tools for embedded systems*, pages 31–40, 2008.
- [16] Schuyler Eldridge, Prithayan Barua, Aliaksei Chapyzenka, Adam Izraelevitz, Jack Koenig, Chris Lattner, Andrew Lenharth, George Leontiev, Fabian Schuiki, Ram Sunder, et al. Mlir as hardware compiler infrastructure. In *Workshop on Open-Source EDA Technology (WOSET)*, 2021.
- [17] Roy Frostig, Matthew James Johnson, and Chris Leary. Compiling machine learning programs via high-level tracing. *Systems for Machine Learning*, 4(9), 2018.
- [18] SI Hayakawa. ‘the art of plain talk’. *American Speech*, 23(2):138–141, 1948.
- [19] Obi Ike-Nwosu. Inside the python virtual machine, 2015.
- [20] Wenzel Jakob, Jason Rhinelander, and Dean Moldovan. pybind11 - seamless operability between c++11 and python, 2016. <https://github.com/pybind/pybind11>.
- [21] Tian Jin, Gheorghe-Teodor Bercea, Tung D. Le, Tong Chen, Gong Su, Haruki Imai, Yasushi Negishi, Anh Leu, Kevin O’Brien, Kiyokuni Kawachiya, and Alexandre E. Eichenberger. Compiling onnx neural network models using mlir, 2020.
- [22] Michael Jungmair, André Kohn, and Jana Giceva. Designing an open framework for query optimization and compilation. *Proc. VLDB Endow.*, 15(11):2389–2401, jul 2022.
- [23] Kay Hayen. Nuitka the python compiler. <https://nuitka.net/>, 2023. [Online; accessed 26-March-2023].
- [24] John Kessenich, Boaz Ouriel, and Raun Krisch. Spir-v specification. *Khronos Group*, 3:17, 2018.
- [25] Oleg Kiselyov. Typed tagless final interpreters. *Generic and indexed programming: International spring school, sSGIP 2010, oxford, uK, march 22-26, 2010, revised lectures*, pages 130–174, 2012.
- [26] Siu Kwan Lam, Antoine Pitrou, and Stanley Seibert. Numba: A llvm-based python jit compiler. In *Proceedings of the Second Workshop on the LLVM Compiler Infrastructure in HPC*, pages 1–6, 2015.
- [27] Siu Kwan Lam, Antoine Pitrou, and Stanley Seibert. Numba: A llvm-based python jit compiler. In *Proceedings of the Second Workshop on the LLVM Compiler Infrastructure in HPC, LLVM ’15*, New York, NY, USA, 2015. Association for Computing Machinery.
- [28] Chris Lattner and Vikram Adve. Llvm: A compilation framework for lifelong program analysis & transformation. In *International symposium on code generation and optimization, 2004. CGO 2004.*, pages 75–86. IEEE, 2004.
- [29] Chris Lattner, Mehdi Amini, Uday Bondhugula, Albert Cohen, Andy Davis, Jacques Pienaar, River Riddle, Tatiana Shpeisman, Nicolas Vasilache, and Oleksandr Zinenko. Mlir: A compiler infrastructure for the end of moore’s law, 2020.
- [30] Lei Zhang. Mlir codegen dialects for machine learning compilers. <https://www.lei.chat/posts/mlir-codegen-dialects-for-machine-learning-compilers/>, 2022. [Online; accessed 26-March-2023].
- [31] Yinan Li, Jack Dongarra, and Stanimire Tomov. A note on auto-tuning gemm for gpus. In *Computational Science-ICCS 2009: 9th International Conference Baton Rouge, LA, USA, May 25-27, 2009 Proceedings, Part I 9*, pages 884–892. Springer, 2009.
- [32] Alexander McCaskey and Thien Nguyen. A mlir dialect for quantum assembly languages. In *2021 IEEE International Conference on Quantum Computing and Engineering (QCE)*, pages 255–264, 2021.
- [33] Terence J. Parr and Russell W. Quong. Antlr: A predicated-ll (k) parser generator. *Software: Practice and Experience*, 25(7):789–810, 1995.
- [34] Adam Paszke, Sam Gross, Soumith Chintala, Gregory Chanan, Edward Yang, Zachary DeVito, Zeming Lin, Alban Desmaison, Luca Antiga, and Adam Lerer. Automatic differentiation in PyTorch. 2017.
- [35] J. Rapin and O. Teytaud. Nevergrad - A gradient-free optimization platform. <https://GitHub.com/FacebookResearch/Nevergrad>, 2018.
- [36] Nico Reissmann, Jan Christian Meyer, Helge Bahmann, and Magnus Sjölander. Rvsdg: An intermediate representation for optimizing compilers. *ACM Trans. Embed. Comput. Syst.*, 19(6), dec 2020.
- [37] Ariya Shajii, Gabriel Ramirez, Haris Smajlović, Jessica Ray, Bonnie Berger, Saman Amarasinghe, and Ibrahim Numanagić. Codon: A compiler for high-performance pythonic applications and dsls. In *Proceedings of the 32nd ACM SIGPLAN International Conference on Compiler Construction, CC 2023*, pages 191–202, New York, NY, USA, 2023. Association for Computing Machinery.

- [38] Graeme Smith. Introducing reference semantics via refinement. In *Formal Methods and Software Engineering: 4th International Conference on Formal Engineering Methods, ICFEM 2002 Shanghai, China, October 21–25, 2002 Proceedings* 4, pages 588–599. Springer, 2002.
- [39] Andrew Troelsen, Philip Japikse, Andrew Troelsen, and Philip Japikse. The philosophy of. net core. *Pro C# 7: With. NET and. NET Core*, pages 1245–1253, 2017.
- [40] Nicolas Vasilache, Oleksandr Zinenko, Aart J. C. Bik, Mahesh Ravishankar, Thomas Raoux, Alexander Belyaev, Matthias Springer, Tobias Gysi, Diego Caballero, Stephan Herhut, Stella Laurenzo, and Albert Cohen. Composable and modular code generation in mlir: A structured and retargetable approach to tensor compiler construction, 2022.
- [41] Jie Zhao, Michael Kruse, and Albert Cohen. A polyhedral compilation framework for loops with dynamic data-dependent bounds. In *Proceedings of the 27th International Conference on Compiler Construction*, CC 2018, pages 14–24, New York, NY, USA, 2018. Association for Computing Machinery.
- [42] Joe Zimmerman. langcc: A next-generation compiler compiler, 2022.