

A Self-Adaptive Penalty Method for Integrating Prior Knowledge Constraints into Neural ODEs

C. Coelho^{a,*}, M. Fernanda P. Costa^a and L.L. Ferrás^{a,b}

^aCentre of Mathematics (CMAT), University of Minho, Braga, Portugal

^bDepartment of Mechanical Engineering, FEUP - University of Porto, Porto, Portugal

ORCID ID: C. Coelho <https://orcid.org/0009-0009-4502-937X>, M. Fernanda P.

Costa <https://orcid.org/0000-0001-6235-286X>, L.L. Ferrás <https://orcid.org/0000-0001-5477-3226>

Abstract.

The continuous dynamics of natural systems has been effectively modelled using Neural Ordinary Differential Equations (Neural ODEs). However, for accurate and meaningful predictions, it is crucial that the models follow the underlying rules or laws that govern these systems. In this work, we propose a self-adaptive penalty algorithm for Neural ODEs to enable modelling of constrained natural systems. The proposed self-adaptive penalty function can dynamically adjust the penalty parameters. The explicit introduction of prior knowledge helps to increase the interpretability of Neural ODE-based models. We validate the proposed approach by modelling three natural systems with prior knowledge constraints: population growth, chemical reaction evolution, and damped harmonic oscillator motion. The numerical experiments and a comparison with other penalty Neural ODE approaches and *vanilla* Neural ODE, demonstrate the effectiveness of the proposed self-adaptive penalty algorithm for Neural ODEs in modelling constrained natural systems. Moreover, the self-adaptive penalty approach provides more accurate and robust models with reliable and meaningful predictions.

1 Introduction

Accurately predicting the behaviour of natural systems requires mathematical equations that describe the relationships between their variables over time. Due to its continuous-time dynamics, these systems are often formulated by Ordinary Differential Equations (ODEs). ODEs provide a robust framework for understanding and analysing the continuous changes that occur in natural systems.

However, traditional methods of modelling natural systems using ODEs can be challenging due to the complexity of the interactions between variables. In recent years, Neural Networks (NNs) have been used to model the dynamics of natural systems based on experimental data. However, the resulting models are typically discrete and may not be suitable for modelling continuous-time dynamics. Specifically, the discrete nature of NN models limits their ability to capture the complex interactions between variables in natural systems, which are often continuous [3].

Neural ODEs [3] are a NN architecture that introduces the concept of adjusting the solution curve of a continuous-time function (ODE) f_θ to the data. The function f_θ is defined by a NN with parameters

θ , and the result of training a Neural ODE is an ODE. To make predictions, an Initial Value Problem (IVP) is solved [3]. Some natural systems modelled with Neural ODEs are reported in the literature [11, 14].

In [11] the authors use a Neural ODE to optimise the kinetic parameters of chemical reactions, demonstrating the effectiveness of this approach in modelling complex combustion phenomena.

In [14] the authors propose using a Neural ODE to model glucose levels based on sparse training data, which exhibits high precision in predicting blood glucose trends, demonstrating its potential for practical applications in patient care.

Natural systems often have governing laws that are mathematically expressed as constraints. However, when we create mathematical models for these systems, we may encounter complex and non-linear dependencies among variables, which can make the modelling process difficult and lead to inaccurate predictions.

Neural networks (NNs) are commonly referred to as "black-box" models because they are complex and opaque. It can be challenging to understand how the model uses the training data to make predictions, which raises concerns about their interpretability and reliability. This lack of transparency can lead to distrust in the scientific community, as there is no guarantee that NN-based models satisfy to the underlying governing laws of these natural systems.

Incorporating prior knowledge into NNs can reduce the need for large amounts of training data, improve generalisation, predictive performance and reduce the risk of overfitting.

In the literature, several strategies have been proposed to incorporate prior knowledge constraints into NNs [13]. A popular and well-established constraint optimisation approach is the use of penalty methods. Penalty methods have already been used in NNs and Neural ODEs [8, 12].

For instance in [8] the state of health of a lithium-ion battery is predicted by introducing constraints related to the charging profile of the battery.

In [12] the authors use a penalty method to introduce prior knowledge to guarantee safety and performance when modelling industrial systems.

Penalty methods are very straightforward to implement and easy to incorporate into standard NN training algorithms. However, a major challenge is the choice of the penalty parameter μ . The penalty parameter plays a crucial role in controlling the trade-off between the original loss function and the penalty term, influencing the over-

* Corresponding Author. Email: cmartins@cmat.uminho.pt

all training process and the model's final performance. Thus, selecting an appropriate value for μ is not a trivial task, as it requires a careful balance. To address the issue of selecting an appropriate μ , adaptive penalty functions have been proposed. These functions are designed to dynamically adjust penalty parameters during the optimisation process [1, 7].

This work presents a new approach to modelling constrained natural systems using Neural ODEs. We introduce a new self-adaptive penalty function and algorithm that adjusts the penalty parameters μ based on constraints violation (at each iteration). The proposed method applies stronger penalties to heavily violated constraints and weaker penalties to slightly violated ones, balancing the objective function minimisation with constraint satisfaction. By adapting μ over time, our approach is more robust and adaptable to possible changes in input data distribution. Our contributions are significant steps towards more effective and flexible modelling of constrained natural systems using Neural ODEs.

This paper is organised as follows. Section 2 provides a brief introduction to Neural ODEs and penalty methods. Section 3 presents the new self-adaptive penalty function and Section 4 outlines the self-adaptive penalty algorithm for Neural ODEs. Section 5 presents the results obtained for some numerical experiments. The conclusions and future work are presented in Section 6.

2 Background

Consider a time series describing a natural system $\mathbf{X} = (\mathbf{x}_1, \mathbf{x}_2, \dots, \mathbf{x}_N)$, with $\mathbf{x}_n \in \mathbb{R}^d$ at time step t_n ($n = 1, \dots, N$). Let $\mathbf{Y} = (\mathbf{y}_1, \mathbf{y}_2, \dots, \mathbf{y}_N)$ be the corresponding ground-truth output time series, with $\mathbf{y}_n \in \mathbb{R}^{d^*}$ and $\hat{\mathbf{Y}} = (\hat{\mathbf{y}}_1, \hat{\mathbf{y}}_2, \dots, \hat{\mathbf{y}}_N)$ is the prediction, with $\hat{\mathbf{y}}_n \in \mathbb{R}^{d^*}$, at time step t_n .

2.1 Neural ODEs

Chen et al. proposed Neural ODEs, a NN architecture that adjusts a continuous-time function (ODE) to the dynamics of the training data [3].

A Neural ODE is composed of two components, a NN that builds the ODE dynamics, \mathbf{f}_θ , and a numerical ODE solver. During training, the parameters θ of the NN are adjusted by comparing the ground-truth values with the predictions made by using the ODE solver to solve an IVP over a time interval, (t_0, t_N) :

$$\{\hat{\mathbf{y}}_n\}_{n=1 \dots N} = \text{ODESolve}(\mathbf{f}_\theta, \mathbf{x}_0, (t_0, t_N)),$$

where (\mathbf{x}_0, t_0) is the initial condition of the IVP, $\mathbf{x}(t_0) = \mathbf{x}_0$. $\hat{\mathbf{y}}_n$ is the solution at an arbitrary time step t_n with $n = 1, \dots, N$.

Therefore, the solver produces predictions that are adjusted by the NN to be as close as possible to the ground-truth data \mathbf{Y} .

2.2 Approaches for Handling Constrained Systems

In general, a constrained natural system can be formulated as the following constrained optimisation problem:

$$\begin{aligned} & \underset{\theta \in \mathbb{R}^{n_\theta}}{\text{minimize}} && l(\theta) \\ & \text{subject to} && \mathbf{c}_t^i(\theta) = 0, \quad i \in \varepsilon, \quad t = t_1, \dots, t_N, \\ & && \mathbf{c}_t^j(\theta) \leq 0, \quad j \in \mathcal{I}, \quad t = t_1, \dots, t_N, \end{aligned} \quad (1)$$

where $l : \mathbb{R}^{n_\theta} \rightarrow \mathbb{R}$ is the objective function, $\mathbf{c}_t^i, \mathbf{c}_t^j : \mathbb{R}^{n_\theta} \rightarrow \mathbb{R}$ are the equality and inequality constraint functions, respectively, with ε

the equality and \mathcal{I} inequality index sets of constraints. The set of points that satisfy all the constraints defines the feasible set $\mathcal{S} = \{\theta \in \mathbb{R}^{n_\theta} : \mathbf{c}_t^i(\theta) = 0, i \in \varepsilon; \mathbf{c}_t^j(\theta) \leq 0, j \in \mathcal{I}, t = t_1, \dots, t_N\}$.

The constrained optimisation problem (1), can be rewritten and solved as an unconstrained problem using penalty methods. Penalty methods combine the objective function l and the constraints into a penalty function [9]. For instance, using a quadratic penalty function,

$$\underset{\theta \in \mathbb{R}^{n_\theta}}{\text{minimize}} \quad l(\theta) + \frac{\mu}{2} P(\theta) \quad (2)$$

with

$$P(\theta) = \sum_{i \in \varepsilon} \frac{1}{N} \sum_{n=1}^N |\mathbf{c}_{t_n}^i(\theta)|^2 + \sum_{j \in \mathcal{I}} \frac{1}{N} \sum_{n=1}^N \left([\mathbf{c}_{t_n}^j(\theta)]^+ \right)^2$$

where $\mu > 0$ is the penalty parameter and $[z]^+$ denotes $\max(z, 0)$.

Note that, to generalise penalty methods for time series data, we compute penalty terms as the average of the quadratic constraints violation for all time steps t_n with $n = 1, \dots, N$.

Generally, the penalty function is minimised for a sequence of increasingly larger values of μ until a solution is found [10]. Selecting an appropriate initial value of μ can be challenging. Large values of μ enforce constraints more strictly, but can result in slower convergence. Conversely, smaller values of μ penalize constraint violations more lightly, potentially leading to infeasible solutions [1]. Thus, finding the right balance for μ is crucial to achieve both constraint satisfaction and efficient training. However, this process often involves a tedious trial and error approach due to the trade-off between constraint adherence and convergence speed.

When applied to NNs, penalty methods incorporate constraints by adding a penalty term into the loss function, resulting in a penalty loss function. The penalty function is defined by a measure of the distance between the ground-truth and the predicted values, l , and a measure of the violation of the constraints, μP . In practice, it is common to use a fixed value of μ during all the NN training process [2, 8]. However, as mentioned previously, selecting an appropriate value of μ is challenging, and using a fixed value that remains unchanged during the optimisation process can lead to some problems. One of the primary issues is that a fixed μ may not be optimal for all stages of training. In the early stages, when the NN is far from the optimal solution, using a large μ could lead to over-penalisation of constraints, impeding the model's ability to explore the solution space effectively. On the other hand, in later stages when the NN is close to convergence, a fixed μ might not provide enough constraint enforcement, leading to sub-optimal solutions.

3 Self-Adaptive Penalty Function

The aim of this study is to develop a self-adaptive penalty function, $\phi(\theta)$, which dynamically adjusts the penalty parameters μ taking into account the constraints violation during the training process of the NN. The proposed self-adaptive penalty function adapts the penalty parameters to the degree of constraint violation observed at the current iteration.

Problem (1) is rewritten as an unconstrained problem,

$$\underset{\theta \in \mathbb{R}^{n_\theta}}{\text{minimize}} \quad \phi(\theta), \quad (3)$$

where the self-adaptive penalty function ϕ relates the objective function l and the constraints $\mathbf{c}_t^i, \mathbf{c}_t^j$.

To define ϕ , the objective function l and the constraint violation values at each point θ , are normalised using a bounded function ψ , to ensure that all values have the same order of magnitude. In this work, we propose the following normalisation function

$$\psi(x) = 1 - \frac{1}{1+x}$$

where $0 \leq \psi(x) \leq 1$, for all $x \in \mathbb{R}_0^+$.

The objective function value l at each point θ is normalised using ψ resulting in the new objective function F_θ :

$$F_\theta = \psi(l(\theta)). \quad (4)$$

For each equality constraint c_t^i , the constraint violation vector $\mathbf{v}^i \in \mathbb{R}^\varepsilon$, at each point θ , is given by,

$$\mathbf{v}^i = |c_t^i(\mathbf{y}_t)|_{t=t_1 \dots t_N}^2.$$

Then, the normalisation step ψ is applied and the total violation P_i is given by the average of the violations v_t^i , with $t = t_1, \dots, t_N$:

$$P_i = \frac{1}{N} \sum_{n=1}^N \psi(v_{t_n}^i). \quad (5)$$

Likewise, for each inequality constraint c_t^j the constraint violation vector $\mathbf{v}^j \in \mathbb{R}^\mathcal{I}$, at each point θ , is defined by,

$$\mathbf{v}^j = ([c_t^j(\mathbf{y}_t)]^+)^2_{t=t_1, \dots, t_N}.$$

Then, the normalisation step ψ is applied and the total violation P_j is given by the average of the violations v_t^j , with $t = t_1, \dots, t_N$:

$$P_j = \frac{1}{N} \sum_{n=1}^N \psi(v_{t_n}^j). \quad (6)$$

For each equality and inequality constraints, penalty parameters μ_i and μ_j , respectively, are defined by the proportion of predictions that violate the constraint at all time steps $t = t_1, \dots, t_N$, at the current iteration:

$$\mu_i = \frac{\#\{t : v_t^i \neq 0\}}{N}, \quad \mu_j = \frac{\#\{t : v_t^j \neq 0\}}{N}, \quad (7)$$

where $\#\{z\}$ denotes the cardinality of set z .

One of the advantages of computing self-adaptive penalty parameters is that it does not require to be provided by the user. Instead, they are computed using the information, gathered at each iteration, on how many predictions violate a constraint. A constraint that is violated in a higher number of time steps (than any other constraint) will have a larger penalty parameter. Additionally, the normalisation step ψ prevents numerical instability and improves the accuracy of the training process.

Finally, the self-adaptive penalty function ϕ is dynamically defined at each iteration as follows. The ϕ function is given by the F_θ function, if the current point θ is a feasible point. Otherwise, ϕ is defined by F_θ plus the penalty terms P_i and P_j multiplied by the self-adaptive penalty parameters μ_i and μ_j . Specifically, a penalty term per constraint violation, given by the normalised sum of the constraint violation vector \mathbf{v}^i , \mathbf{v}^j multiplied by its corresponding penalty parameter μ_i , μ_j for equality and inequality constraints, respectively.

$$\phi(\theta) = \begin{cases} F_\theta, & \text{if } \theta \in \mathcal{S}, \\ F_\theta + \frac{1}{\#\{\varepsilon\}} \sum_{i \in \varepsilon} \mu_i P_i + \frac{1}{\#\{\mathcal{I}\}} \sum_{j \in \mathcal{I}} \mu_j P_j, & \text{if } \theta \notin \mathcal{S}, \end{cases} \quad (8)$$

with F_θ , P_i , P_j , μ_i and μ_j given by (4)-(7), respectively.

We demonstrate the equivalence of problems (1) and (3), thereby establishing that they possess identical global minimizers.

Theorem 3.1. *Let θ^* be a global solution of (1) and let $\omega \in \mathcal{S}$ be such that $l(\omega) \geq l(\theta^*)$. Then, θ^* is a global solution to (3), where ϕ is the penalty function defined in (8).*

Proof. Let $\theta^* \in \mathcal{S}$ be a global solution of (1). By definition, we have $l(\theta^*) \leq l(\theta)$ for all $\theta \in \mathcal{S}$. Therefore, for all $\theta \in \mathcal{S}$, we have:

$$\phi(\theta^*) = 1 - \frac{1}{1+l(\theta^*)} \leq 1 - \frac{1}{1+l(\theta)} = \phi(\theta).$$

Now, consider the case when $\theta \in \mathbb{R}^{n_\theta} \setminus \mathcal{S}$. Assuming that $l(\theta) \leq l(\omega)$, we have,

$$\begin{aligned} \phi(\theta^*) &= \psi(l(\theta^*)) \leq \psi(l(\omega)) \leq \psi(l(\theta)) \leq \\ &\psi(l(\theta)) + \frac{1}{\#\{\varepsilon\}} \sum_{i \in \varepsilon} \mu_i P_i + \frac{1}{\#\{\mathcal{I}\}} \sum_{j \in \mathcal{I}} \mu_j P_j = \phi(\theta), \end{aligned} \quad (9)$$

which implies $\phi(\theta^*) \leq \phi(\theta)$ for all $\theta \in \mathbb{R}^{n_\theta}$, i.e., θ^* is a global solution of (3). \square

Lemma 3.1. *If θ^* is a global solution of (3), where ϕ is the penalty function defined in (8), then θ^* is a feasible point of (1).*

Proof. By contradiction, we assume that $\theta^* \in \mathbb{R}^{n_\theta} \setminus \mathcal{S}$. When $l(\theta^*) \leq l(\omega)$ and $\omega \in \mathcal{S}$ we get, from (8),

$$\begin{aligned} \phi(\theta^*) &= \psi(l(\theta^*)) + \frac{1}{\#\{\varepsilon\}} \sum_{i \in \varepsilon} \mu_i P_i + \frac{1}{\#\{\mathcal{I}\}} \sum_{j \in \mathcal{I}} \mu_j P_j \\ &> \psi(l(\theta^*)) > \psi(l(\omega)) = \phi(\omega), \end{aligned} \quad (10)$$

which contradict the definition of a global solution of (3). Therefore, $\theta^* \in \mathcal{S}$. \square

We are now able to establish the reciprocal of Theorem 3.1.

Theorem 3.2. *Let $\theta^* \in \mathcal{R}^{n_\theta}$ be a global solution of (3), where ϕ is the penalty function defined by (8). Then, θ^* is a global solution of (1).*

Proof. By Lemma 3.1 $\theta^* \in \mathcal{S} \subset \mathbb{R}^{n_\theta}$. We have $\psi(l(\theta^*)) = \phi(\theta^*) \leq \phi(\theta)$ for all $\theta \in \mathbb{R}^{n_\theta}$, and in particular, for all $\theta \in \mathcal{S}$, we have $\psi(l(\theta^*)) \leq \psi(l(\theta))$, which implies $l(\theta^*) \leq l(\theta)$. Therefore, θ^* is a global solution of (1). \square

4 Self-adaptive Penalty Algorithm for Neural ODEs

In this section, we introduce an algorithm that implements the self-adaptive penalty method for Neural ODEs to model natural systems with prior knowledge constraints. The algorithm is straightforward and requires minimal modification to the traditional Neural ODE training algorithm presented in [3].

Throughout the process of optimising the neural network, we keep track of the point θ that produces the smallest value of ϕ (denoted as ϕ_{best}) and store it as θ_{best} . This serves as a guide during the optimization process to prevent the solution from deteriorating. If a new point does not improve upon θ_{best} , we discard it and continue the optimisation process using θ_{best} .

The stopping criteria is the maximum number of iterations, k_{\max} . When k_{\max} is reached, the final parameters of the NN that build the ODE dynamics are θ_{best} .

The proposed self-adaptive penalty algorithm for Neural ODEs is presented in Algorithm 1.

5 Numerical Experiments

To assess the effectiveness of using the self-adaptive penalty algorithm for Neural ODEs, three synthetic datasets describing natural systems with prior knowledge constraints were used. Namely, the World Population Growth (WPG) [6], Chemical Reaction (CR) [5], and Damped Harmonic Oscillator (DHO) [4]. Three distinct experiments were carried out to test and validate the models trained using the proposed approach:

- **reconstruction:** where the same dataset was used for both training and testing. The objective was to assess the model’s ability to accurately reproduce the input patterns. By using the same dataset for testing, it allowed for a direct comparison between the original data and the reconstructed data generated
- **extrapolation:** where the model was tested on a larger time interval. At this experiment the trained models were put to the test by extrapolating their predictions to a larger time interval than what was encountered during the training phase. This task aimed to assess the models’ generalisation capabilities beyond the temporal scope of the original dataset. By evaluating the accuracy and stability of predictions in this extended time horizon, we could determine the models’ robustness in forecasting data beyond their training time interval.
- **completion:** where the test set had a different sampling frequency in the same time interval. This experiment closely resembles real-world scenarios where data is irregularly or sparsely sampled. By assessing the models’ ability to handle varying data densities and still provide accurate predictions, we could ascertain their adaptability to practical data collection settings.

As a form of comparison, we consider a *vanilla* Neural ODE (a traditional Neural ODE without incorporating constraints) and a Neural ODE with a quadratic penalty function, using three different μ values ($\mu = 1, 10, 100$) to demonstrate the influence of μ on the model’s performance, which serve as our baselines. The assessment of the models was based on the Mean Squared Error (MSE) and mean total constraints violation P .

Remark: The selected datasets were chosen because they contained valuable information regarding the constraints of the system, which is typically not readily available.

Tables 1-3 show the average values of MSE and P , and their respective standard deviation (std), after three independent runs, for self-adaptive penalty algorithm for Neural ODEs and two baselines, *vanilla* Neural ODE and a Neural ODE with quadratic penalty function. The best MSE and P values at each task are written in bold. Figures 1-3 show the predicted and real curves for the best run at each task.

In the experiments, the objective function l is defined by,

$$l(\theta) = \sum_{n=1}^N (\hat{y}_n - y_n)^2.$$

5.1 World Population Growth

The WPG dataset is publicly available on *Kaggle* [6]. It is a time series composed of two features (time step t , population $p(t)$) which describes a system with an inequality constraint defined by the carrying capacity at each time step t . Ideally, all data points of the adjusted model must satisfy this constraint,

$$\{p(t) \leq 12\}_{t=t_1, \dots, t_N}.$$

The trained NNs have 4 hidden layers: linear with 50 neurons; hyperbolic tangent (tanh); linear with 50 neurons; Exponential Linear Unit (ELU). The input and output layers have 1 neuron. The Adam optimiser was used with a learning rate of $1e-5$. Training was done for 10000 iterations (k_{\max}). The reconstruction task uses the same set of 200 data points in the time interval $[0, 300]$ for both training and testing. In the extrapolation task, the training set comprises 200 data points in the time interval $[0, 300]$, while the testing set consists of 200 data points in the interval $[0, 400]$. The completion task involves 200 training points and 300 testing points in the interval $[0, 300]$.

From Table 1, as expected, the vanilla Neural ODEs show higher P and MSE values than the quadratic penalty ($\mu = 1$) and self-adaptive versions. Hence, incorporating constraints into Neural ODEs not only ensures they are satisfied, but also contribute to better data fitting.

In general, in Neural ODEs with a quadratic penalty function, a larger μ results in models with smaller constraints violation value P but with a higher MSE. Inversely, a smaller value of μ produces models with lower MSE values but a higher P value.

Neural ODEs with self-adaptive penalty algorithm exhibit the best performance in all experiments, with the smallest MSE and P values. Thus, effectively balancing the minimisation of the objective function (fit to the training data) and the constraints violation.

Figure 1 displays the predicted and real curves of the testing set for each task’s best run. The top row shows the results for the *vanilla* Neural ODE, which was unable to capture the inequality constraint from the training data. This is evident from the exponential increase in population values over time. In contrast, the middle row shows the results for Neural ODEs with a quadratic penalty function, which do not exhibit this behaviour. The bottom row, displays the results for the Neural ODE with a self-adaptive penalty algorithm, which closely fits the real curve and demonstrates its superiority.

5.2 Chemical Reaction

The CR dataset is publicly available on *Kaggle*, which describes the evolution of the species in a chemical reaction [5]. It is a time-series composed of five features (time step t , and the masses of species A, m_A , B, m_B , C, m_C , and D, m_D). At each time step t ($t = t_1, \dots, t_N$), this system has an equality constraint defined by the conservation of mass:

$$\{m_A(t) + m_B(t) + m_C(t) + m_D(t) = m_{\text{total}}\}_{t=t_1, \dots, t_N},$$

with m_{total} the total constant mass of the system. Ideally, all data points of the adjusted model must satisfy this constraint,

The NNs were trained for 10000 iterations (k_{\max}) and have 6 hidden layers: linear with 50 neurons; tanh; linear with 64 neurons; ELU; linear with 50 neurons; tanh. The input and output layers have 4 neurons. The Adam optimiser was used with a learning rate of

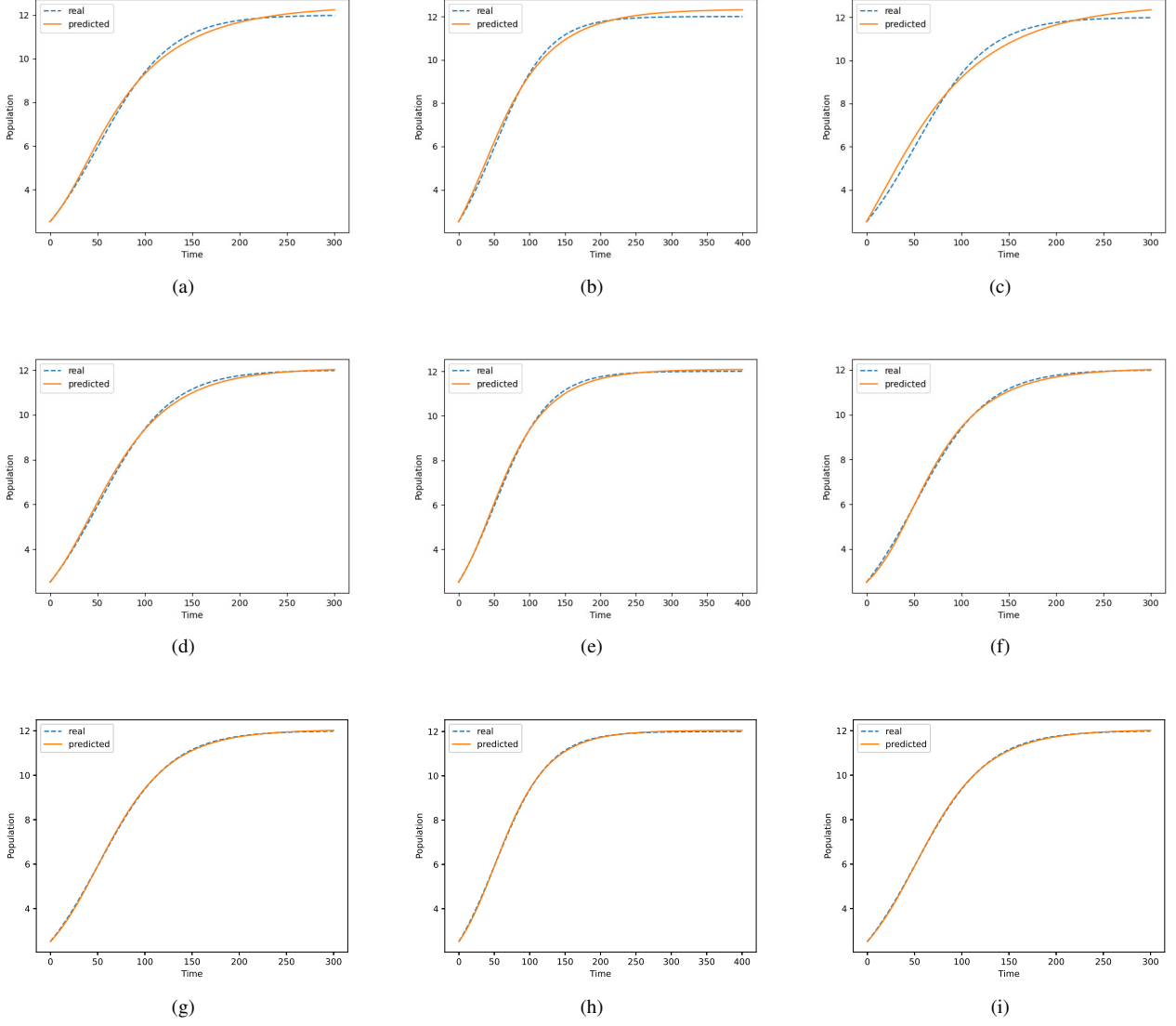
Algorithm 1 : The self-adaptive penalty algorithm for Neural ODEs.

Input: Initial condition (\mathbf{y}_0, t_0) , start time t_0 , end time t_N , maximum number of iterations k_{max} ;
 $tol \leftarrow 1e-4$;
 $\psi(x) = 1 - \frac{1}{1+x}$;
 $\mathbf{f}_\theta = \text{DynamicsNN}()$;
 Initialise parameters θ ;
 $\phi_{best} \leftarrow +\infty$;
for $k = 1 : k_{max}$ **do**
 $\{\hat{\mathbf{y}}_n\}_{n=1,\dots,N} = \text{ODESolve}(\mathbf{f}_\theta, \mathbf{y}_0, (t_0, t_N))$;
 Evaluate normalised objective function F_θ ;
 $P_\theta \leftarrow 0$;
 for $i \in \varepsilon$ **do**
 Compute penalty term P_i using (5);
 Compute self-adaptive penalty parameter μ_i using (7);
 $P_\theta \leftarrow P_\theta + P_i$;
 end for
 for $j \in \mathcal{I}$ **do**
 Compute penalty term P_j using (6);
 Compute self-adaptive penalty parameter μ_j using (7);
 $P_\theta \leftarrow P_\theta + P_j$;
 end for
 if $P_\theta \leq tol$ **then**
 $\phi \leftarrow F_\theta$;
 else
 $\phi \leftarrow F_\theta + \frac{1}{\#\{\varepsilon\}} \sum_{i \in \varepsilon} \mu_i P_i + \frac{1}{\#\{\mathcal{I}\}} \sum_{j \in \mathcal{I}} \mu_j P_j$;
 end if
 if $\phi_\theta < \phi_{best}$ **then**
 $\theta_{best} \leftarrow \theta$;
 $\phi_{best} \leftarrow \phi_\theta$;
 end if
 $\nabla \phi_{best} \leftarrow \text{Optimiser.BackpropCall}(\phi_{best})$;
 $\theta \leftarrow \text{Optimiser.Step}(\nabla \phi_{best}, \theta_{best})$;
end for
return θ_{best} ;

Table 1. Performance on WPG dataset of *vanilla* Neural ODE, Neural ODE with a quadratic penalty function ($\mu = 1, 10, 100$), and self-adaptive penalty algorithm for Neural ODE.

Experiment	Vanilla Neural ODE		Quadratic Penalty Function				Self-adaptive Penalty Algorithm			
	MSE \pm std	$P \pm$ std	$\mu = 1$		$\mu = 10$		$\mu = 100$		MSE \pm std	$P \pm$ std
Reconstruction	1.9e-1 \pm 1.5e-1	7.8e-2 \pm 5.1e-2	4.7e-2 \pm 5e-2	9.1e-3 \pm 1.5e-2	4.6e-2 \pm 4e-2	1.6e-4 \pm 5e-05	4.1e-2 \pm 1.9e-2	2e-7 \pm 1e-7	1.3e-3 \pm 4.3e-4	6.8e-4 \pm 2.3e-4
Extrapolation	1.3e-1 \pm 7.2e-2	1.5e-1 \pm 5.3e-2	2.6e-2 \pm 1.9e-2	3.2e-2 \pm 1.5e-2	1.4e-1 \pm 1.3e-1	4.5e-2 \pm 4e-2	8.8e-2 \pm 4.3e-2	2.5e-2 \pm 7.3e-3	1.4e-3 \pm 1.8e-3	1e-2 \pm 3.9e-4
Completion	4.3e-2 \pm 2.9e-3	2.8e-2 \pm 1.2e-2	2.6e-2 \pm 1.8e-2	2.8e-3 \pm 2.5e-3	3.1e-2 \pm 1e-2	6e-5 \pm 7e-5	2.5e-1 \pm 1e-1	2e-5 \pm 3e-5	8.9e-4 \pm 5e-5	4.4e-4 \pm 5e-5

Figure 1. Plot of the real (dashed line) and predicted (solid line) curves, for the WPG, on different tasks trained with *vanilla* Neural ODE (top), Neural ODE with a quadratic penalty function $\mu = 1$ (middle), self-adaptive penalty algorithm for Neural ODE (bottom): (a)(d)(g) Reconstruction; (b)(e)(h) Extrapolation; (c)(f)(i) Completion.



$1e - 5$. For the reconstruction task, both the training and testing sets consist of 100 data points in the time interval $[0, 100]$. The extrapolation task involves training with 100 data points in the time interval $[0, 100]$ and testing with 100 data points in the interval $[0, 200]$. The completion task uses 100 training points and 200 testing points in the interval $[0, 100]$.

Table 2 indicates that the performance of the *vanilla* Neural ODE is comparable to that of Neural ODE with a quadratic penalty function and $\mu = 1$. Increasing μ to 10 and 100 slightly raises MSE values but also improves constraint violation, except for the extrapolation task with $\mu = 100$.

The Neural ODE with self-adaptive penalty algorithm was found to be the best model for the CR dataset, with very low values of both mean squared error (MSE) and constraint violation across all three tasks. These results suggest that the equality constraint is effectively incorporated into the model while also providing the best fit to the data. This is supported by the comparison of plots in Figure 2, which demonstrate that the Neural ODE with self-adaptive penalty algorithm 2-(h) performs well even for the more challenging extrapolation task, accurately modelling the dynamics of the data. In contrast, the other two models 2-(b) and 2-(e) deviate from the true dynamics for a time horizon beyond that seen during training (100s).

Figure 2 shows the difficulty of *vanilla* Neural ODE (top row) to fit the real curves, achieving a better result for the completion task. The plots of the predicted curves of Neural ODE with a self-adaptive penalty algorithm (bottom row) show the best modelling performance for the three tasks.

5.3 Damped Harmonic Oscillator

The DHO dataset, available on *Kaggle*, describes the motion of a mass attached to a spring under the influence of a dissipative force described by a second-order ODE [4]. The dataset consists of a time series with four features: time step t , displacement x , velocity v , and acceleration a . At each time step t , the system has one inequality constraint and one equality constraint. The inequality constraint requires the system's energy to decrease due to damping:

$$\{E(t) > E(t+1)\}_{t=t_1, \dots, t_N},$$

where $E(t) = \frac{1}{2}m v(t)^2 + \frac{1}{2}kx(t)^2$, and k is the spring constant.

The equality constraint requires the conservation of the rate at which energy is dissipated due to damping:

$$\{\Delta P(t) = 0\}_{t=t_1, t_N},$$

where $P(t) = -cv(t)x(t)$, and c is the damping coefficient. To obtain meaningful results, all data points of the adjusted model should satisfy these constraints.

The DHO dataset is unique among the datasets used in this study because it involves a system with two constraints. As shown in Figure 3, both the *vanilla* Neural ODE and the Neural ODE with a quadratic penalty function struggled to model this system, with predicted curves significantly deviating from the actual curves in all three runs. In contrast, the Neural ODE with the self-adaptive penalty algorithm accurately adjusted to the data dynamics, particularly in the extrapolation task (Figures 3-(b)(e)(h)). The self-adaptive penalty algorithm effectively incorporates the constraints into the model, as demonstrated by the model's ability to capture the physical dynamics of the system even when predicting for longer time horizons not seen during training. This behaviour was not observed with either

the *vanilla* Neural ODE or the Neural ODE with a quadratic penalty function.

The trained NNs have 4 hidden layers: linear with 50 neurons; hyperbolic tangent (tanh); linear with 50 neurons; Exponential Linear Unit (ELU). The input and output layers have 2 neurons. The Adam optimiser was used with a learning rate of $1e - 5$ and the optimisation process was done until 10000 iterations (k_{\max}) were done. In the reconstruction task, the training and testing sets contain the same 400 data points in the time interval $[0, 50]$. The extrapolation task involves training with 400 data points in the time interval $[0, 50]$ and testing with 400 data points in the interval $[0, 400]$. For the completion task, there are 400 training points and 600 testing points in the interval $[0, 50]$.

The numerical results presented in Table 3 support the findings shown in Figure 3. The use of a Neural ODE with a quadratic penalty function performed the worst, failing completely at the extrapolation task. However, when compared to a *vanilla* Neural ODE, constraint violation values were lower for the reconstruction and completion tasks.

In contrast, the Neural ODE with the self-adaptive penalty algorithm performed significantly better, exhibiting a notable difference in magnitude for both MSE and constraint violation P when compared to the baselines. Moreover, the standard deviation values indicate that this method produced the most stable models across all three runs.

6 Conclusion

This work proposes a self-adaptive penalty algorithm for Neural ODEs to enable modelling of constrained natural systems. The proposed self-adaptive penalty function can dynamically adjust the penalty parameters

Our approach is an improvement over traditional penalty methods which require an appropriate initialisation and tuning of penalty parameters μ during the optimization process. This selection is challenging and time-consuming. In general, in the context of NNs, a fixed penalty parameter is used, and consequently an optimal solution is not guaranteed to be found.

The proposed self-adaptive penalty function dynamically adjusts penalty parameters taking into account the degree of constraints violation, resulting in more efficient and accurate predictions, especially for complex systems with constraints. The self-adaptive penalty function employs a normalisation step to ensure all values (objective and constraints violations) have the same order of magnitude, improving training stability, critical for complex systems prone to numerical instability.

To evaluate the self-adaptive penalty algorithm for Neural ODEs, we used three constrained natural systems and tested the performance on three tasks: reconstruction, extrapolation, and completion. We compared the results obtained by our algorithm with two baselines, a *vanilla* Neural ODE and three Neural ODEs with quadratic penalty functions with the penalty parameter values $\mu = 1, 10, 100$, respectively. We measured performance in terms of mean squared error (MSE) and total constraints violation (P). Our algorithm achieved remarkably higher performance, exhibiting lower MSE and reduced total constraint violation values, indicating that the models not only fit data but also satisfy the governing laws of constrained systems. Additionally, our algorithm showed the ability to extrapolate and generalise well.

The proposed self-adaptive penalty function and self-adaptive penalty algorithm for Neural ODEs can be applied to any NN archi-

Table 2. Performance on CR dataset of *vanilla* Neural ODE, Neural ODE with a quadratic penalty function ($\mu = 1, 10, 100$), and self-adaptive penalty algorithm for Neural ODE.

Experiment	Vanilla Neural ODE		Quadratic Penalty Function				$\mu = 100$		Self-adaptive Penalty Algorithm	
	MSE \pm std	$P \pm$ std	MSE \pm std	$P \pm$ std	MSE \pm std	$P \pm$ std	MSE \pm std	$P \pm$ std	MSE \pm std	$P \pm$ std
Reconstruction	$2.1\text{e-}3 \pm 1.4\text{e-}3$	$7.8\text{e-}3 \pm 6.7\text{e-}3$	$1.2\text{e-}2 \pm 2.1\text{e-}2$	$5.3\text{e-}3 \pm 1.2\text{e-}2$	$2.9\text{e-}2 \pm 3.5\text{e-}2$	$3.1\text{e-}4 \pm 4\text{e-}4$	$5.7\text{e-}2 \pm 3.8\text{e-}2$	$8\text{e-}5 \pm 1.1\text{e-}4$	$2\text{e-}4 \pm 2\text{e-}4$	$2.2\text{e-}6 \pm 1.4\text{e-}6$
Extrapolation	$4.1\text{e-}2 \pm 5.7\text{e-}2$	$1.6\text{e-}2 \pm 1.6\text{e-}2$	$2.3\text{e-}1 \pm 2.7\text{e-}1$	$2\text{e-}1 \pm 2.6\text{e-}1$	$2.1\text{e-}3 \pm 1.8\text{e-}3$	$1.8\text{e-}3 \pm 1.6\text{e-}3$	$7.9\text{e-}1 \pm 1.1$	6.7 ± 9.3	$8\text{e-}5 \pm 2\text{e-}5$	$2\text{e-}5 \pm 2\text{e-}5$
Completion	$9\text{e-}4 \pm 5.9\text{e-}4$	$2.6\text{e-}3 \pm 3.1\text{e-}3$	$1.7\text{e-}2 \pm 2.3\text{e-}2$	$1\text{e-}3 \pm 1.6\text{e-}3$	$2.5\text{e-}2 \pm 3.5\text{e-}2$	$3\text{e-}4 \pm 4.2\text{e-}4$	$1.2\text{e-}1 \pm 9.7\text{e-}2$	$2.9\text{e-}4 \pm 3.8\text{e-}4$	$1\text{e-}3 \pm 1.4\text{e-}3$	$1.4\text{e-}4 \pm 2\text{e-}4$

Figure 2. Plot of the real (dashed line) and predicted (solid line) curves, for the CR, on different tasks trained with *vanilla* Neural ODE (top), Neural ODE with a quadratic penalty function $\mu = 1$ (middle) and self-adaptive penalty algorithm for Neural ODE (bottom): (a)(d)(g) Reconstruction; (b)(e)(h) Extrapolation; (c)(f)(i) Completion.

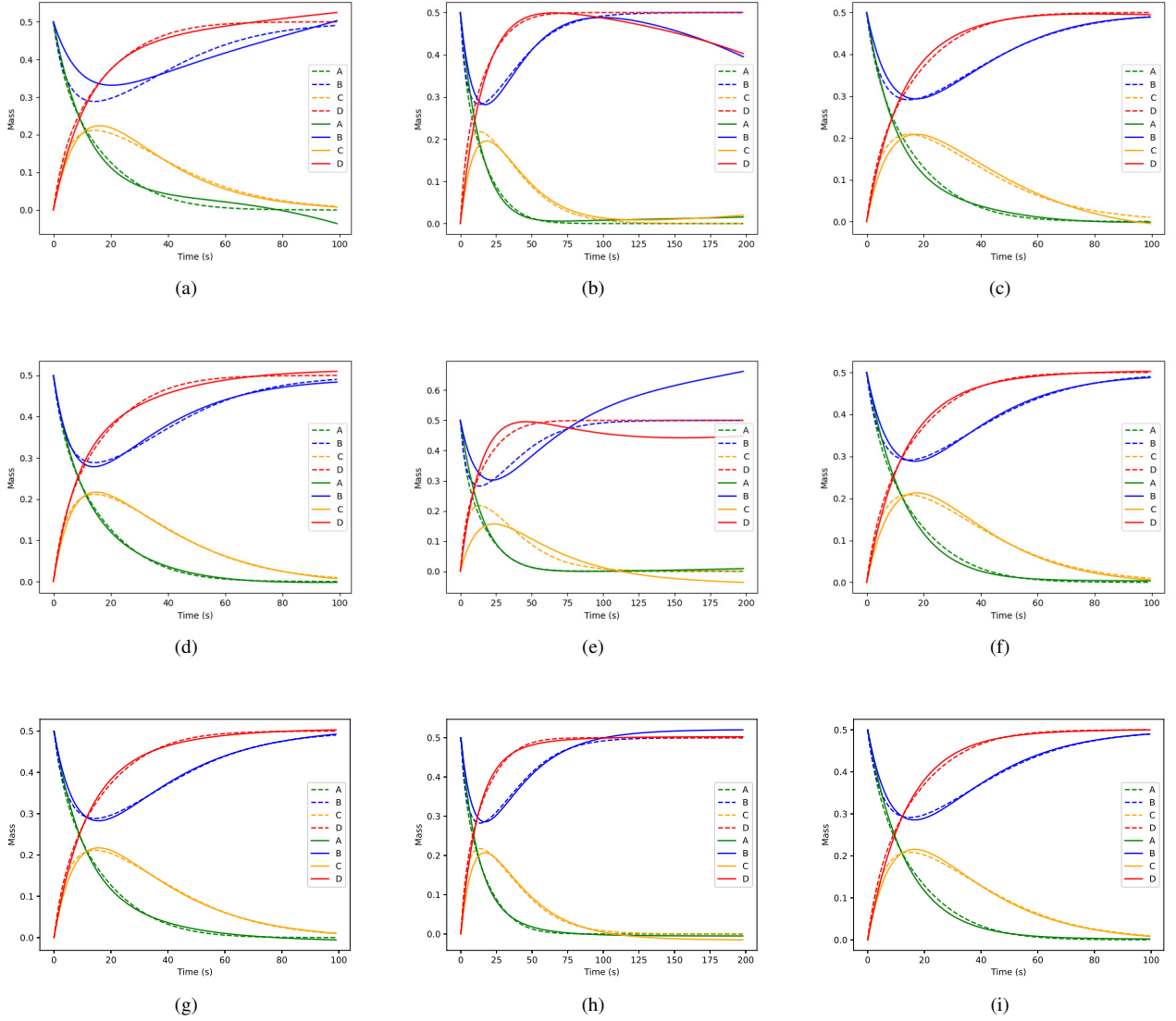


Figure 3. Plot of the real (dashed line) and predicted (solid line) curves, for the DHO, on different tasks trained with *vanilla* Neural ODE (top), Neural ODE with a quadratic penalty function $\mu = 1$ (middle), self-adaptive penalty algorithm for Neural ODE (bottom): (a)(d)(g) Reconstruction; (b)(e)(h) Extrapolation; (c)(f)(i) Completion.

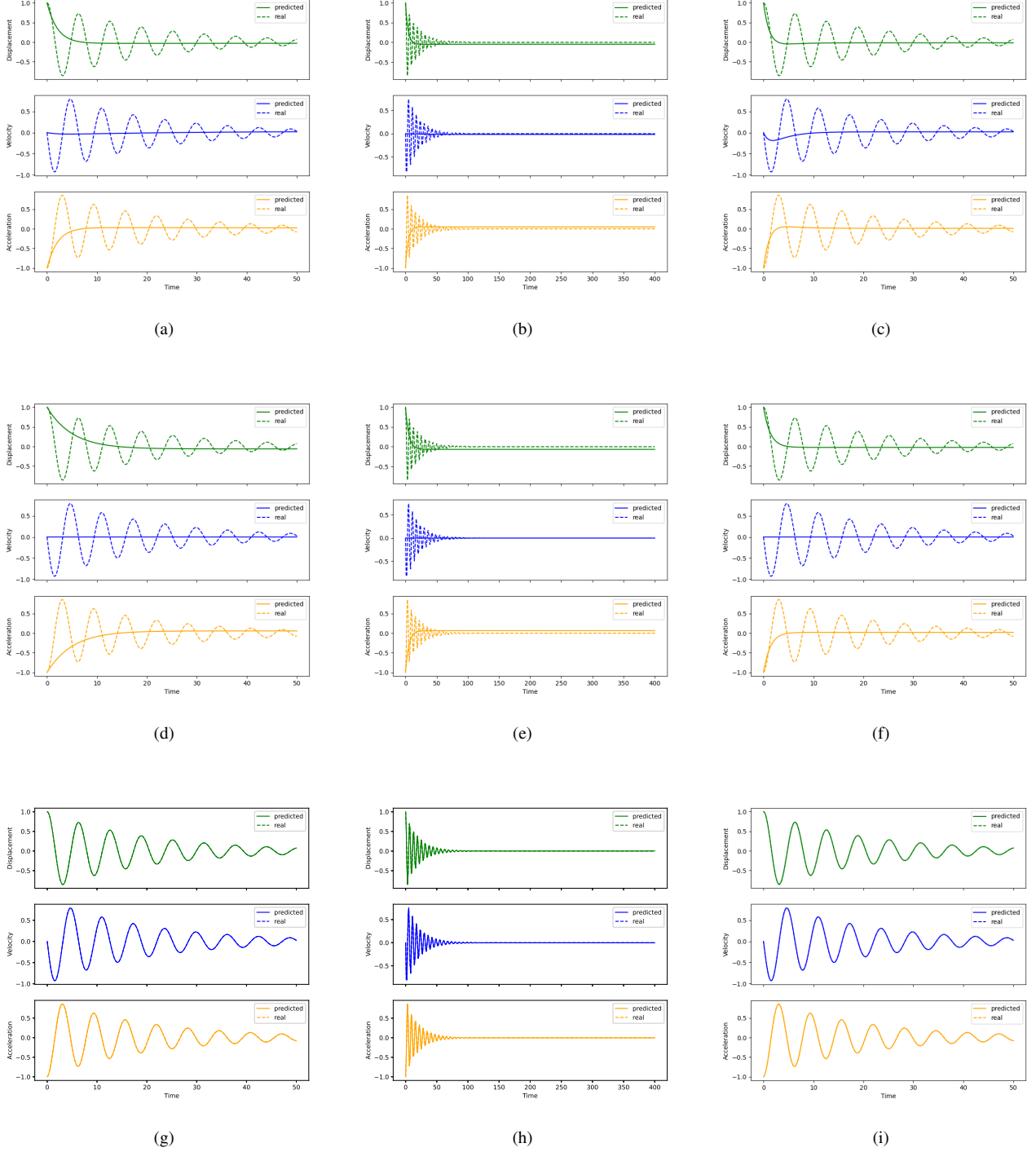


Table 3. Performance on DHO dataset of *vanilla* Neural ODE, Neural ODE with a quadratic penalty function ($\mu = 1, 10, 100$), and self-adaptive penalty algorithm for Neural ODE.

Experiment	Vanilla Neural ODE		Quadratic Penalty Function						Self-adaptive Penalty Algorithm	
			$\mu = 1$		$\mu = 10$		$\mu = 100$			
	MSE \pm std	$P \pm$ std	MSE \pm std	$P \pm$ std	MSE \pm std	$P \pm$ std	MSE \pm std	$P \pm$ std	MSE \pm std	$P \pm$ std
Reconstruction	$1.2e-1 \pm 2.9e-2$	$1.2e-3 \pm 1.5e-3$	$2.7e-1 \pm 2.3e-1$	$5e-6 \pm 7.1e-6$	$2.2e-1 \pm 8.3e-2$	$1.3e-4 \pm 1.8e-4$	$2.3e-1 \pm 1.1e-1$	$1e-5 \pm 1e-5$	$8e-5 \pm 1e-4$	$6.4e-3 \pm 3e-5$
Extrapolation	8.5 ± 11.9	13.9 ± 19.7	220.5 ± 250.2	78.7 ± 85.1	331.4 ± 442.9	79.5 ± 111.2	24.6 ± 34.6	3.1 ± 4.4	$1e-1 \pm 2e-5$	$8e-4 \pm 1e-8$
Completion	$1e-1 \pm 9.3e-3$	$1.4e-4 \pm 6e-5$	$1.2e-1 \pm 1.6e-2$	$1e-8 \pm 1e-8$	$15e-1 \pm 7.2e-3$	$2e-8 \pm 4e-8$	$4.6e-1 \pm 1.9e-1$	$1e-7 \pm 3e-8$	$5e-5 \pm 3e-5$	$6.3e-3 \pm 1e-5$

ture and represents a promising approach for incorporating prior knowledge constraints into NNs while enhancing interpretability. Future work will focus on modelling more complex scenarios with more complex constraints using Neural ODEs with our self-adaptive penalty method, as well as conducting theoretical studies on the convergence of our approach.

Acknowledgements

The authors acknowledge the funding by Fundação para a Ciência e Tecnologia (FCT) (Portuguese Foundation for Science and Technology) through CMAT projects UIDB/00013/2020 and UIDP/00013/2020. C. Coelho would like to thank FCT for the funding through the scholarship with reference 2021.05201.BD and the computing facilities provided by Project Search-ON2: Revitalization of HPC infrastructure of UMinho” (NORTE-07-0162-FEDER-000086), co-funded by the North Portugal Regional Operational Programme (ON.2 – O Novo Norte), under the National Strategic Reference Framework (NSRF), through the European Regional Development Fund (ERDF).

References

- [1] M. M. Ali and W. X. Zhu, ‘A penalty function-based differential evolution algorithm for constrained global optimization’, *Computational Optimization and Applications*, **54**(3), 707–739, (April 2013).
- [2] Shengze Cai, Zhiping Mao, Zhicheng Wang, Minglang Yin, and George Em Karniadakis, ‘Physics-informed neural networks (PINNs) for fluid mechanics: A review’, *Acta Mechanica Sinica*, **37**(12), 1727–1738, (December 2021).
- [3] Ricky TQ Chen, Yulia Rubanova, Jesse Bettencourt, and David K Duvenaud, ‘Neural ordinary differential equations’, *Advances in neural information processing systems*, **31**, (2018).
- [4] C. Coelho, M. Fernanda P. Costa, and L.L. Ferrás. Damped harmonic oscillator dataset, 2023.
- [5] C. Coelho, M. Fernanda P. Costa, and L.L. Ferrás. Synthetic chemical reaction, 2023.
- [6] C. Coelho, M. Fernanda P. Costa, and L.L. Ferrás. World population growth, 2023.
- [7] M. Fernanda P. Costa, Rogério B. Francisco, Ana Maria A. C. Rocha, and Edite M. G. P. Fernandes, ‘Theoretical and Practical Convergence of a Self-Adaptive Penalty Algorithm for Constrained Global Optimization’, *Journal of Optimization Theory and Applications*, **174**(3), 875–893, (September 2017).
- [8] Houde Dai, Guangcai Zhao, Mingqiang Lin, Ji Wu, and Gengfeng Zheng, ‘A Novel Estimation Method for the State of Health of Lithium-Ion Battery Using Prior Knowledge-Based Neural Network and Markov Chain’, *IEEE Transactions on Industrial Electronics*, **66**(10), 7706–7716, (October 2019).
- [9] Roger Fletcher, Sven Leyffer, Ph L Toint, et al., ‘A brief history of filter methods’, *Preprint ANL/MCS-P1372-0906*, Argonne National Laboratory, Mathematics and Computer Science Division, **36**, (2006).
- [10] Jorge Nocedal and Stephen J. Wright, *Numerical Optimization*, Springer Series in Operation Research and Financial Engineering, Springer, New York, NY, second edition edn., 2006.
- [11] Xingyu Su, Weiqi Ji, Jian An, Zhuyin Ren, Sili Deng, and Chung K. Law, ‘Kinetics Parameter Optimization via Neural Ordinary Differential Equations’, (arXiv:2209.01862), (September 2022).
- [12] Aaron Tuor, Jan Drgona, and Dragana Vrabie, ‘Constrained Neural Ordinary Differential Equations with Stability Guarantees’, (arXiv:2004.10883), (April 2020).
- [13] Laura von Rueden, Sebastian Mayer, Katharina Beckh, Bogdan Georgiev, Sven Giesselbach, Raoul Heese, Birgit Kirsch, Julius Pfrommer, Annika Pick, Rajkumar Ramamurthy, Michal Walczak, Jochen Garcke, Christian Bauckhage, and Jannis Schuecker, ‘Informed Machine Learning – A Taxonomy and Survey of Integrating Prior Knowledge into Learning Systems’, *IEEE Transactions on Knowledge and Data Engineering*, **35**(1), 614–633, (January 2023).
- [14] Yuting Xing, Hangting Ye, Xiaoyu Zhang, Wei Cao, Shun Zheng, Jiang Bian, and Yike Guo, ‘A continuous glucose monitoring measurements forecasting approach via sporadic blood glucose monitoring’, in *2022 IEEE International Conference on Bioinformatics and Biomedicine (BIBM)*, pp. 860–863, (December 2022).