

EFO_k-CQA: Towards Knowledge Graph Complex Query Answering beyond Set Operation

Hang Yin

Department of Mathematical Sciences
Tsinghua University
h-yin20@mails.tsinghua.edu.cn

Zihao Wang

Department of CSE
HKUST
zwanggc@cse.ust.hk

Weizhi Fei

Department of Mathematical Sciences
Tsinghua University
fwz22@mails.tsinghua.edu.cn

Yangqiu Song

Department of CSE
HKUST
yqsong@cse.ust.hk

Abstract

To answer complex queries on knowledge graphs, logical reasoning over incomplete knowledge is required due to the open-world assumption. Learning-based methods are essential because they are capable of generalizing over unobserved knowledge. Therefore, an appropriate dataset is fundamental to both obtaining and evaluating such methods under this paradigm. In this paper, we propose a comprehensive framework for data generation, model training, and method evaluation that covers the combinatorial space of Existential First-order Queries with multiple variables (EFO_k). The combinatorial query space in our framework significantly extends those defined by set operations in the existing literature. Additionally, we construct a dataset, EFO_k-CQA, with 741 types of query for empirical evaluation, and our benchmark results provide new insights into how query hardness affects the results. Furthermore, we demonstrate that the existing dataset construction process is systematically biased that hinders the appropriate development of query-answering methods, highlighting the importance of our work. Our code and data are provided in <https://github.com/HKUST-KnowComp/EFOK-CQA>.

1 Introduction

The Knowledge Graph (KG) is a powerful database that encodes relational knowledge into a graph representation Vrandečić and Krötzsch [2014], Suchanek et al. [2007], supporting downstream tasks Zhou et al. [2007], Ehrlinger and Wöb [2016] with essential factual knowledge. However, KGs suffer from incompleteness during its construction Vrandečić and Krötzsch [2014], Carlson et al. [2010], which is formally acknowledged as Open World Assumption (OWA) Libkin and Sirangelo [2009]. The task of Complex Query Answering (CQA) proposed recently has attracted much research interest Hamilton et al. [2018], Ren and Leskovec [2020]. This task ambitiously aims to answer database-level complex queries described by logical complex connectives (conjunction \wedge , disjunction \vee , and negation \neg) and quantifiers¹ (existential \exists) Wang et al. [2022], Ren et al. [2023], Leskovec [2023]. However, CQA on KGs differs from query answering on databases in two aspects: (1) traditional query answering algorithms obtain incomplete answers because of the incomplete KG Hamilton et al. [2018]; (2) the huge size of the knowledge graph limits the scalability of traditional

¹The universal quantifier is usually not considered in query answering tasks, as a common practice from both CQA on KG Wang et al. [2022], Ren et al. [2023] and database query answering Poess and Floyd [2000]

algorithms Ren et al. [2020]. Therefore, learning-based methods dominate the CQA tasks because they can empirically generalize to unseen knowledge as well as prevent the resource-demanding symbolic search.

The thriving of learning-based methods also puts an urgent request on high-quality datasets and benchmarks. In the previous study, datasets are developed by progressively expanding the **syntactical expressiveness**, where conjunction Hamilton et al. [2018], union Ren et al. [2020], negation Ren and Leskovec [2020], and other operators Liu et al. [2021] are taken into account sequentially. In particular, the dataset proposed in Ren and Leskovec [2020] contains all logical connectives and becomes the standard training set for model development. Wang et al. [2021] proposed a large evaluation benchmark EFO-1-QA that systematically evaluates the combinatorial generalizability of CQA models on such queries. More related works are included in Appendix A.

However, the queries in aforementioned datasets Ren and Leskovec [2020], Wang et al. [2021] are recently justified as “Tree-Form” queries Yin et al. [2023] as they rely on the tree combinations of set operations. Compared to the well-established TPC-H decision support benchmark Poess and Floyd [2000] for database query processing, queries in existing CQA benchmarks Ren and Leskovec [2020], Wang et al. [2021] have two common shortcomings: (1) lack of **combinatorial answers**: only one variable is queried, and (2) lack of **structural hardness**: all existing queries are subject to the structure-based tractability Rossi et al. [2006], Yin et al. [2023]. It is rather questionable whether existing CQA data under such limited scope can support the future development of methodologies for general decision support with open-world knowledge.

The goal of this paper is to establish a new framework that addresses the aforementioned shortcomings to support further research in complex query answering on knowledge graphs. Our framework is formally motivated by the well-established investigation of constraint satisfaction problems, which all queries can be formulated as. In general, the contribution of our work is four folds.

Complete coverage We capture the complete Existential First Order (EFO) queries from their rigorous definitions, underscoring both **combinatorial hardness** and **structural hardness** and extending the existing coverage Wang et al. [2021] which covers only a subset of EFO_1 query. The captured query family is denoted as EFO_k where k stands for multiple variables.

Curated datasets We derive EFO_k -CQA dataset, a systematic extension of the previous EFO-1-QA benchmark Wang et al. [2021] and contains 741 types of query. We design several rules to guarantee that our dataset includes high-quality nontrivial queries, particularly those that contain multiple query variables and are not structure-based tractable.

Convenient implementation We implement the entire pipeline for query generation, answer sampling, model training and inference, and evaluation for the undiscussed scenarios of **combinatorial answers**. Our pipeline is backward compatible, which supports both set operation-based methods and more recent ones.

Results and findings We evaluate six representative CQA methods on our benchmark. Our results refresh the previous empirical findings and further reveal the structural bias of previous data.

2 Problem definition

2.1 Existential first order (EFO) queries on knowledge graphs

Given a set \mathcal{E} of entities and a set \mathcal{R} of relations, a knowledge graph \mathcal{KG} encodes knowledge as set of factual triple $\mathcal{KG} = \{(h, r, t)\} \subset \mathcal{V} \times \mathcal{R} \times \mathcal{V}$. According to the OWA, the knowledge graph that we have observed \mathcal{KG}_o is only part of the real knowledge graph, meaning that $\mathcal{KG}_o \subset \mathcal{KG}$.

The existing research only focuses on the logical formulas without universal quantifiers Ren et al. [2023], Wang et al. [2023b]. We then offer the definition of it based on strict first order logic.

Definition 1 (Term). *A term is either a variable x or an entity $a \in \mathcal{E}$.*

Definition 2 (Atomic formula). *ϕ is an atomic formula if $\phi = r(h, t)$, where $r \in \mathcal{R}$ is a relation, h and t are two terms.*

Definition 3 (Existential first order formula). *The set of the existential formulas is the smallest set Φ that satisfies the following:*

- (i) For atomic formula $r(h, t)$, itself and its negation $r(h, t)$, $\neg r(h, t) \in \Phi$
- (ii) If $\phi, \psi \in \Phi$, then $(\phi \wedge \psi), (\phi \vee \psi) \in \Phi$

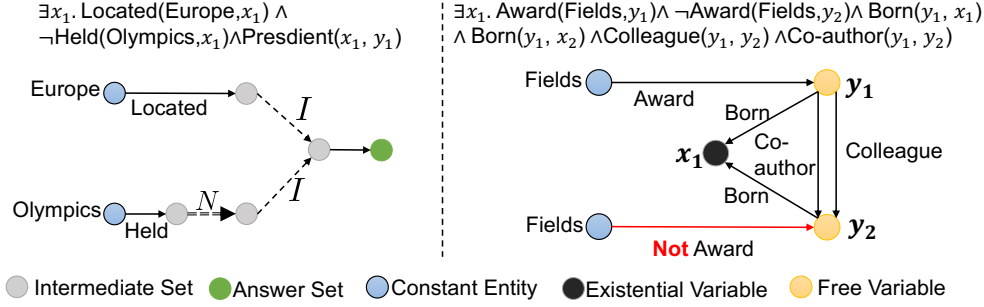


Figure 1: Operator Tree versus Query Graph. **Left:** An operator tree representing a given query “List the presidents of European countries that have never held the Olympics” Ren and Leskovec [2020]; **Right:** A query graph representing a given query “Find a pair of persons who are both colleagues and co-authors and were born in the same country, with one having awarded the fields medal while the another not”, which is both a multigraph and a cyclic graph, containing two free variables.

(iii) If $\phi \in \Phi$ and x_i is any variable, then $\exists x_i \phi \in \Phi$.

Definition 4 (Free variable). If a variable y is not associated with a quantifier, it is called a free variable, otherwise, it is called a bounded variable. We write $\phi(y_1, \dots, y_k)$ to indicate y_1, \dots, y_k are the free variables of ϕ .

Definition 5 (Sentence and query). A formula ϕ is a sentence if it contains no free variable, otherwise, it is called a query. In this paper, we always consider formula with free variable, thus, we use formula and query interchangeably.

Definition 6 (Substitution). For a_1, \dots, a_k , where $a_i \in \mathcal{E}$, we write $\phi(a_1/y_1, \dots, a_k/y_k)$ or simply $\phi(a_1, \dots, a_k)$ for the result of simultaneously replacing all free occurrence of y_i in ϕ by a_i , $i = 1, \dots, k$.

Definition 7 (Answer of an EFO query). For a given existential query $\phi(y_1, \dots, y_k)$, its answer is a set that defined by

$$\mathcal{A}[\phi(y_1, \dots, y_k)] = \{(a_1, \dots, a_k) \mid a_i \in \mathcal{E}, i = 1, \dots, k, \phi(a_1, \dots, a_k) \text{ is True}\}$$

Definition 8 (Disjunctive Normal Form (DNF)). For any existential formula $\phi(y_1, \dots, y_k)$, it can be converted to the disjunctive normal form as shown below:

$$\phi(y_1, \dots, y_k) = \gamma_1(y_1, \dots, y_k) \vee \dots \vee \gamma_m(y_1, \dots, y_k) \quad (1)$$

$$\gamma_i(y_1, \dots, y_k) = \exists x_1, \dots, x_n. \rho_{i1} \wedge \dots \wedge \rho_{it} \quad (2)$$

where γ_i is called conjunctive formulas, ρ_{ij} is either an atomic formula or the negation of an atomic formula, x_i is called an existential variable.

DNF has a strong property that $\mathcal{A}[\phi(y_1, \dots, y_k)] = \cup_{i=1}^m \mathcal{A}[\gamma_i(y_1, \dots, y_k)]$, which allows us to only consider conjunctive formulas γ_i and then aggregate those answers to retrieve the final answers. This practical technique has been used in many previous research ?Ren et al. [2023]. Therefore, we only discuss conjunctive formulas in the rest of this paper.

2.2 Constraint satisfaction problem for conjunctive queries

Formally, a constraint satisfaction problem (CSP) \mathcal{P} can be represented by a triple $\mathcal{P} = (X, D, C)$ where $X = (x_1, \dots, x_n)$ is an n -tuple of variables, $D = (D_1, \dots, D_n)$ is the corresponding n -tuple of domains, $C = (C_1, \dots, C_t)$ is t -tuple of constraints, each constraint C_i is a pair of (S_i, R_{S_i}) where S_i is a set of variables $S_i = \{x_{ij}\}$ and R_{S_i} is the constraint over those variables Rossi et al. [2006].

Historically, there are strong parallels between CSP and conjunctive queries in knowledge bases Gottlob et al. [1999], Kolaitis and Vardi [1998]. The terms correspond to the variable set X . The domain D_i of a constant entity contains only itself, while it is the whole entity set \mathcal{E} for other variables. Each constraint C_i is binary that is induced by an atomic formula or its negation, for example, for an atomic formula $r(h, t)$, we have $S_i = \{h, t\}$, $R_{S_i} = \{(h, t) \mid h, t \in \mathcal{E}, (h, r, t) \in \mathcal{KG}\}$. Finally, by the definition of existential quantifier, we only consider the answer of free variable, rather than tracking all terms within the existential formulas.

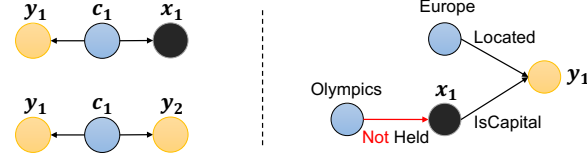


Figure 2: **Left:** Example of trivial abstract query graph, in the upper left graph, the x_1 is redundant, violating Assumption 13, in the bottom left graph, answers for the whole query can be decomposed to answer two free variables y_1 and y_2 alone, violating Assumption 14. **Right:** Example of new query graph that is not included in previous benchmark Wang et al. [2021] even though it can be represented by operator-tree. The representation of query graph follows Figure 1.

Definition 9 (CSP answer of conjunctive formula). *For a conjunctive formula γ in Equation 2 with k free variables and n existential variables, the answer set of it formulated as CSP instance is:*

$$\bar{\mathcal{A}}[\gamma(y_1, \dots, y_k)] = \mathcal{A}[\gamma^*(y_1, \dots, y_{n+k})], \text{ where } \gamma^* = \rho_{i1} \wedge \dots \wedge \rho_{it}$$

This shows that the inference of existential formulas is easier than solving CSP instances since the existential variables do not need to be kept track of.

2.3 The representation of query

To give an explicit representation of EFO query, Hamilton et al. [2018] firstly proposes to represent a query by operator tree, where each node represents the answer set for a sub-query, and the logic operators in it naturally represent set operations. This method allows for the recursive computation from constant entity to the final answer set in a bottom-up manner Ren and Leskovec [2020]. However, this representation method is inherently directed, acyclic, and simple, therefore more recent research breaks these constraints by being bidirectional Liu et al. [2022], Wang et al. [2022] or being cyclic or multi Yin et al. [2023]. To meet these new requirements, they propose to represent the formula by the query graph Yin et al. [2023], which inherits the convention of constraint network in representing CSP instance Rossi et al. [2006]. We utilize this design and further extend it to represent EFO_k query that contains multiple free variables. We provide the illustration and comparison of the operator tree method and the query graph method in Figure 1, where we show the strong expressiveness of the query graph method. We also provide the formal definition of query graph as follows:

Definition 10 (Query graph). *Let γ be a conjunctive formula in Equation 2, its query graph is defined by $G(\gamma) = \{(h, r, t, \{T, F\})\}$, where an atomic formula $\rho = r(h, t)$ in γ corresponds to (h, r, t, T) and $\rho = \neg r(h, t)$ corresponds to (h, r, t, F) . The T, F is short for **True**, **False** respectively.*

Therefore, any conjunctive formulas can be represented by a query graph, in the rest of the paper, we use query graphs and conjunctive formulas interchangeably.

3 The combinatorial space of EFO_k queries

Although previous research has given a systematic investigation in the combinatorial space of operator trees Wang et al. [2021], the combinatorial space of the query graph is much more challenging due to the extremely large search space and the lack of explicit recursive formulation. To tackle this issue on a solid theoretical background, we put forward additional assumptions to exclude trivial query graphs. Such assumptions or restrictions also exist in the previous dataset and benchmark Ren and Leskovec [2020], Wang et al. [2021]. Specifically, we propose to split the task of generating data into two levels, the abstract level, where we create *abstract query graph*, also known as “query type” in previous research Ren et al. [2020], and the grounded level, where we provide the abstract query graph with the relation and constant to ground it as a query graph. In this section, we elaborate on how we investigate the scope of the nontrivial EFO_k query of **structure hardness** step by step.

3.1 Nontrivial abstract query graph of EFO_k

The abstract query graph is the ungrounded query graph, without information of certain knowledge graphs, and we give an example in Figure 3.

Definition 11 (Abstract query graph). *The abstract query graph $\mathcal{G} = (V, E, f, g)$ is a directed graph with three node types, $\{\mathbf{Constant Entity}, \mathbf{Existential Variable}, \mathbf{Free variable}\}$, and two edge types, $\{T, F\}$. The V is the set of nodes, E is the set of directed edges, f is the function maps node to node type, and g is the function maps edge to edge type. We note the T, F is the same with Definition 10.*

Definition 12 (Grounding). *For an abstract query graph \mathcal{G} , a grounding is a function I that maps it into a query graph $I(\mathcal{G})$.*

We propose two assumptions of the abstract query graph as follows:

Assumption 13 (No redundancy). *For a abstract query graph \mathcal{G} , there is not a subgraph $\mathcal{G}_s \subsetneq \mathcal{G}$ such that for every grounding I , $\mathcal{A}[I(\mathcal{G})] = \mathcal{A}[I(\mathcal{G}_s)]$.*

Assumption 14 (No decomposition). *For an abstract query graph \mathcal{G} , there are no such two subgraphs $\mathcal{G}_1, \mathcal{G}_2$, satisfying that $\mathcal{G}_1, \mathcal{G}_2 \subsetneq \mathcal{G}$, such that for every instantiation I , $\mathcal{A}[I(\mathcal{G})] = \mathcal{A}[I(\mathcal{G}_1)] \times \mathcal{A}[I(\mathcal{G}_2)]$, where the \times represents the Cartesian product.*

We note that the assumption 14 inherits the idea of the **structural** decomposition technique in CSP Gottlob et al. [2000], which allows for solving a CSP instance by solving several sub-problems and combining the answer together based on topology property. Additionally, meeting these two assumptions in the grounded query graph is extremely computationally costly which we aim to avoid in practice.

We provide some easy examples to be excluded for violating the assumptions above in Figure 2.

3.2 Nontrivial query graph of EFO_k

Similarly, we propose two assumptions on the query graph after grounding the abstract query graph $G = I(\mathcal{G})$:

Assumption 15 (Meaningful negation). *For any negative edge e in query graph G , we require removing it results in different CSP answers: $\overline{\mathcal{A}}[G - e] \neq \overline{\mathcal{A}}[G]$.²*

Assumption 15 treats negation separately because of the fact that for any \mathcal{KG} , any relation $r \in \mathcal{R}$, there is $|\{(h, t) | h, t \in \mathcal{E}, (h, r, t) \in \mathcal{KG}\}| \ll \mathcal{E}^2$, which means that the constraint induced by the negation of an atomic formula is much less “strict” than the one induced by a positive atomic formula.

Assumption 16 (Appropriate answer size). *There is a constant $M \ll \mathcal{E}$ to bound the candidate set for each free variable f_i in G , such that for any i , $|\{a_i \in \mathcal{E} | (a_1, \dots, a_i, \dots, a_k) \in \mathcal{A}[G]\}| \leq M$.*

We note the Assumption 16 **extends** the “bounded negation” assumption in the previous dataset Ren and Leskovec [2020], Wang et al. [2021]. We give an example “Find a city that is located in Europe and is the capital of a country that has not held the Olympics” in Figure 2, where the choice of variable x_1 is in fact bounded by its relation with the y_1 variable but not from the bottom “Olympics” constant, hence, this query is excluded in their dataset due to the directionality of operator tree.

Overall, the scope of the formula investigated in this paper surpasses the previous EFO_1 -QA benchmark because of: (1). We include the EFO_k formula with multiple free variables for the first time; (2). We include the whole family of EFO_1 query, many of them can not be represented by operator tree; (3) Our assumption is more systematic than previous ones as shown by the example in Figure 2. More details are offered in Appendix C.3.

4 Framework

We develop a versatile framework that supports five key functionalities fundamental to the whole CQA task: (1) Enumeration of nontrivial abstract query graphs as discussed in Section 3; (2) Sample grounding for the abstract query graph; (3) Compute answer for any query graph efficiently; (4) Support implementation of existing CQA models; (5) Conduct evaluation including newly introduced EFO_k queries with multiple free variables. We explain each functionality in the following. An illustration of the first three functionalities is given in Figure 3.

²Ideally, we should expect them to have different answers as the existential formulas, however, this is computation costly and difficult to sample in practice, which is further discussed in Appendix C.2.

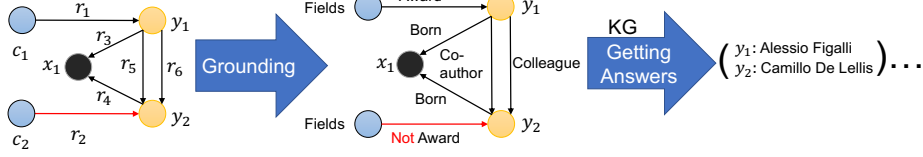


Figure 3: Illustration of the functionality of our framework. **Left:** abstract query graph, **Middle:** query graph, **Right:** answer of query. The representation of query graph follows Figure 1.

4.1 Enumerate abstract query graph

As discussed in Section 3, we are able to abide by those assumptions as well as **enumerate** all possible query graphs within a given search space where certain parameters, including the number of constants, free variables, existential variables, and the number of edges are all given. Additionally, we apply the graph isomorphism algorithm to avoid duplicated query graphs being generated. More details for our generation method are provided in Appendix C.1.

4.2 Ground abstract query graph

To ground an abstract query graph \mathcal{G} and comply with the assumption 15, we split the abstract query graph into two parts, the positive part and the negative part, $\mathcal{G} = \mathcal{G}_p \cup \mathcal{G}_n$. Then the grounding process is also split into two steps: 1. Sample grounding for the positive subgraph \mathcal{G}_p and compute its answer 2. Ground the \mathcal{G}_n to decrease the answer got in the first step. Details in Appendix C.2.

Finally, to fulfill the assumption 16, we follow the previous practice of manually filtering out queries that have more than 100 answers Ren and Leskovec [2020], Wang et al. [2021], as we have introduced the EFO_k queries, we slightly soften this constraint to be no more than $100 \times k$ answers.

4.3 Answer for conjunctive query

As illustrated in Section 2.2, the answer to a conjunctive query can be solved by a CSP solver, however, we also show in Definition 9 that CSP requires keeping track of the existential variables and it leads to huge computation costs. Thus, we develop our own algorithm following the standard solving technique of CSP, which ensures consistency conditions in the first step, and do the backtracking to get the final answers in the second step. Finally, we select part of our sampled queries and double-check its answer with the CSP solver <https://github.com/python-constraint/python-constraint>.

4.4 Learning-based methods

As the query graph is an extension to the operator tree regarding the express ability to existential formulas, we are able to reproduce CQA models that are initially implemented by the operator tree in our new framework. Specifically, since the operator tree is directed and acyclic, we compute the topology ordering that allows for step-by-step computation in the query graph. This algorithm is illustrated in detail in the Appendix E. We note our implementation coincides with the original one.

Conversely, for the newly proposed models that are based on query graphs, the original operator tree framework is not able to implement them, while our framework is powerful enough. We have therefore clearly shown that the query graph representation is more powerful than the previous operator tree and is able to support arbitrary conjunctive formulas as explained in Section 2.3.

4.5 Evaluation protocol

As we have mentioned in Section 2.1, there is an observed knowledge graph \mathcal{KG}_o and a full knowledge graph \mathcal{KG} . Thus, there is a set of observed answers \mathcal{A}_o and a set of full answers \mathcal{A} correspondingly. Since the goal of CQA is to tackle the challenge of OWA, it has been a common practice to evaluate CQA models by the ‘‘hard’’ answers $\mathcal{A}_h = \mathcal{A} - \mathcal{A}_o$ Ren et al. [2020, 2023]. However, to the best of our knowledge, there has not been a systematic evaluation protocol for EFO_k queries, thus we leverage the idea of the previous study and propose three types of different metrics to fill the research

gap in the area of evaluation of queries with multiple free variables, and thus have **combinatorial hardness**.

Marginal. For any free variable f_i , its full answer is $\mathcal{A}^{f_i} = \{a_i \in \mathcal{E} | (a_1, \dots, a_i, \dots, a_k) \in \mathcal{A}\}$, the observed answer of it $\mathcal{A}_o^{f_i}$ is defined similarly. This is termed “solution projection” in CSP theory Greco and Scarcello [2013] to evaluate whether the locally retrieved answer can be extended to an answer for the whole problem. Then, we rank its hard answer $\mathcal{A}_h^{f_i} = \mathcal{A}^{f_i} - \mathcal{A}_o^{f_i}$ ³, against those non-answers $\mathcal{E} - \mathcal{A}^{f_i} - \mathcal{A}_o^{f_i}$ and use the ranking to compute standard metrics like MRR, HIT@K for every free variable. Finally, the metric on the whole query graph is taken as the average of the metric on all free variables. We note that this metric is an extension of the previous design proposed by Liu et al. [2021]. However, this metric has the inherent drawback that it fails to evaluate the combinatorial answer by the k -length tuple and thus fails to find the correspondence among free variables.

Multiply. Because of the limitation of the marginal metric discussed above, we propose to evaluate the combinatorial answer by each k -length tuple (a_1, \dots, a_k) in the hard answer set \mathcal{A}_h . Specifically, we rank each a_i in the corresponding node f_i the same as the marginal metric. Then, we propose the HIT@ n^k metric, it is 1 if all a_i is ranked in the top n in the corresponding node f_i , and 0 otherwise.

Joint. Finally, we note these metrics above are not the standard way of evaluation, which should be based on a joint ranking for all the \mathcal{E}^k combinations of the entire search space. We propose to estimate the joint ranking in a closed form given certain assumptions, see Appendix D for the proof and details.

5 The EFO_k-CQA dataset and benchmark results

5.1 The EFO_k-CQA dataset

With the help of our framework developed in Section 4, we are able to develop a new dataset called EFO_k-CQA, whose combinatorial space is parameterized by the number of constants, existential and free variables, and the number of edges. EFO_k-CQA dataset includes 741 different abstract query graphs in total. The parameters and the generation process, as well as its statistics is detailed in Appendix C.4.

Then, we conduct experiments on our new EFO_k-CQA dataset with six representative CQA models including BetaE Ren and Leskovec [2020], LogicE Luus et al. [2021], and ConE Zhang et al. [2021], which are built on the operator tree, CQD Arakelyan et al. [2021], LMPNN Wang et al. [2023b], and FIT Yin et al. [2023] which are built on query graph. The experiments are conducted in two parts, (1). The queries with one free variable, specifically, including those that can not be represented by the operator tree; (2). The queries contain multiple free variables.

We have made some adaptations to the implementation of CQA models, allowing them to infer EFO_k queries, full detail is offered in Appendix E. The experiment is conducted on a standard knowledge graph FB15k-237 Toutanova and Chen [2015] and additional experiments on other standard knowledge graphs FB15k and NELL are presented in Appendix F.

5.2 Benchmark results for $k = 1$

Because of the great number of abstract query graphs, we follow Wang et al. [2021] to group abstract query graphs(query type) by three factors: (1). The number of constant entities; (2). The number of existential variables, and (3). The topology of the abstract query graph⁴. The result is shown in Table 1.

Structure analysis. Firstly, we find a clear monotonic trend that adding constant entities makes a query easier while adding existing variables makes a query harder, which is intuitively correct while the previous research Wang et al. [2021] fails to uncover because of the hindrance of logical operators in the operator tree. Besides, we are the first to consider the topology of query graphs: when the number of constants and existential variables is fixed, we have found the originally investigated

³We note $\mathcal{A}_h^{f_i}$ can be empty for some free variables or even for all free variables, making these marginal metrics not reliable, details in Appendix D.

⁴We make a further constraint in our EFO_k-CQA dataset that the total edge is at most as many as the number of nodes, thus, a graph can not be both a multigraph and a cyclic graph.

Table 1: MRR scores(%) for inferring queries with one free variable on FB15k-237. We denote e as the number of existential variables and c as the number of constant entities. SDAG represents the Simple Directed Acyclic Graph, Multi for multigraph, and Cyclic for the cyclic graph. AVG.(c) and AVG.(e) is the average score of queries with the number of constant entities / existential variables fixed.

| Model | $c \backslash e$ | 0 | 1 | | 2 | | | AVG.(c) | AVG. |
|--------|------------------|-------------|-------------|-------------|-------------|-------------|-------------|-------------|-------------|
| | | SDAG | SDAG | Multi | SDAG | Multi | Cyclic | | |
| BetaE | 1 | 16.2 | 17.9 | 10.9 | 10.6 | 8.5 | 16.5 | 11.1 | 20.7 |
| | 2 | 35.6 | 20.2 | 19.1 | 15.7 | 15.7 | 27.1 | 17.8 | |
| | 3 | 53.3 | 32.4 | 33.1 | 21.7 | 21.6 | 37.4 | 24.8 | |
| | AVG.(e) | 37.4 | 25.7 | 23.5 | 18.8 | 18.1 | 30.5 | | |
| LogicE | 1 | 17.4 | 19.0 | 11.5 | 11.0 | 8.5 | 16.8 | 11.5 | 21.3 |
| | 2 | 36.7 | 21.2 | 19.8 | 16.5 | 16.1 | 27.3 | 18.4 | |
| | 3 | 55.5 | 34.6 | 34.5 | 22.3 | 22.0 | 37.5 | 25.4 | |
| | AVG.(e) | 38.9 | 27.3 | 24.5 | 19.4 | 18.5 | 30.6 | | |
| ConE | 1 | 18.6 | 19.9 | 11.8 | 11.4 | 9.3 | 18.7 | 12.3 | 23.1 |
| | 2 | 39.1 | 22.4 | 20.8 | 18.1 | 17.6 | 30.7 | 20.1 | |
| | 3 | 58.8 | 36.4 | 37.0 | 24.6 | 23.8 | 41.7 | 27.6 | |
| | AVG.(e) | 41.4 | 28.7 | 26.0 | 21.3 | 20.1 | 34.2 | | |
| CQD | 1 | 22.2 | 19.5 | 9.0 | 9.2 | 6.4 | 15.6 | 10.0 | 21.9 |
| | 2 | 35.3 | 20.1 | 19.1 | 16.4 | 16.2 | 27.6 | 18.4 | |
| | 3 | 40.3 | 32.9 | 34.3 | 24.4 | 24.0 | 40.2 | 26.8 | |
| | AVG.(e) | 33.9 | 26.2 | 23.7 | 20.5 | 19.4 | 31.9 | | |
| LMPNN | 1 | 20.5 | 21.4 | 11.2 | 11.6 | 8.7 | 17.0 | 11.9 | 20.5 |
| | 2 | 42.0 | 22.6 | 18.5 | 16.5 | 14.9 | 26.5 | 17.9 | |
| | 3 | 62.3 | 35.9 | 31.6 | 22.1 | 19.8 | 35.5 | 24.0 | |
| | AVG.(e) | 44.2 | 28.8 | 22.7 | 19.4 | 16.9 | 29.4 | | |
| FIT | 1 | 22.2 | 25.0 | 17.4 | 13.9 | 11.7 | 23.3 | 15.6 | 30.3 |
| | 2 | 45.3 | 29.6 | 28.5 | 23.8 | 24.3 | 35.5 | 26.5 | |
| | 3 | 64.5 | 44.8 | 45.4 | 33.3 | 33.5 | 44.4 | 36.2 | |
| | AVG.(e) | 46.7 | 36.2 | 33.6 | 28.6 | 27.9 | 37.9 | | |

queries that correspond to Simple Directed Acyclic Graphs (SDAG) are generally easier than the multigraphs ones but harder than the cyclic graph ones. This is an intriguing result that greatly deviates from traditional CSP theory which finds that the cyclic graph is NP-complete, while the acyclic one is tractable Carbonnel and Cooper [2016]. Our conjecture is that the cyclic graph contains one more constraint than SDAG that serves as a source of information for CQA models, while the multigraph tightens an existing constraint and thus makes the query harder.

Model analysis. For models that are built on operator tree, including BetaE, LogicE, and ConE, their relative performance is steady among all breakdowns and is consistent with their reported score in the original dataset Ren and Leskovec [2020], showing similar generalizability. However, for models that are built on query graphs, including CQD, LMPNN, and FIT, we have found that LMPNN performs generally better than CQD in SDAG, but falls behind CQD in multigraphs and cyclic graphs. We assume the reason behind this is that LMPNN requires training while CQD does not, however, the original dataset are **biased** which only considers SDAG, leading to the result that LMPNN doesn't generalize well to the unseen tasks with different topology property. We expect future CQA models may use our framework to address this issue of biased data and generalize better to more complex queries.

We note FIT is designed to infer all EFO₁ queries and is indeed able to outperform other models in all breakdowns, however, its performance comes with the price of computational cost, and face challenges in cyclic graph where it degenerates to enumeration: which we further explain in Appendix E.

Table 2: HIT@10 scores(%) of three different types for answering queries with two variables on FB15k-237. The constant number is fixed to be two. e is the number of existential variables. The SDAG, Multi, and Cyclic are the same as Table 1.

| Model | HIT@10 Type | $e = 0$ | | $e = 1$ | | | $e = 2$ | | | AVG. |
|--------|-------------|-------------|-------------|-------------|-------------|-------------|-------------|-------------|-------------|-------------|
| | | SDAG | Multi | SDAG | Multi | Cyclic | SDAG | Multi | Cyclic | |
| BetaE | Marginal | 54.5 | 50.2 | 49.5 | 46.0 | 58.8 | 37.2 | 35.5 | 58.3 | 43.8 |
| | Multiply | 27.3 | 22.4 | 22.3 | 16.9 | 26.2 | 16.9 | 13.9 | 25.7 | 18.3 |
| | Joint | 6.3 | 5.4 | 5.2 | 4.2 | 10.8 | 2.2 | 2.3 | 9.5 | 4.5 |
| LogicE | Marginal | 58.2 | 50.9 | 52.2 | 47.4 | 60.4 | 37.7 | 35.8 | 59.2 | 44.6 |
| | Multiply | 32.1 | 23.1 | 24.9 | 18.1 | 28.3 | 18.1 | 14.8 | 26.6 | 19.5 |
| | Joint | 6.8 | 6.0 | 6.1 | 4.5 | 12.3 | 2.5 | 2.7 | 10.3 | 5.1 |
| ConE | Marginal | 60.3 | 53.8 | 54.2 | 50.3 | 66.2 | 40.1 | 38.5 | 63.7 | 47.7 |
| | Multiply | 33.7 | 25.2 | 26.1 | 19.8 | 32.1 | 19.5 | 16.3 | 30.3 | 21.5 |
| | Joint | 6.7 | 6.4 | 6.2 | 4.8 | 12.6 | 2.6 | 2.7 | 10.9 | 5.3 |
| CQD | Marginal | 50.4 | 46.5 | 49.1 | 45.6 | 59.7 | 33.5 | 33.1 | 61.5 | 42.8 |
| | Multiply | 28.9 | 23.4 | 25.4 | 19.5 | 31.3 | 17.8 | 16.0 | 30.5 | 21.0 |
| | Joint | 8.0 | 8.0 | 7.4 | 6.0 | 13.9 | 3.6 | 3.9 | 12.0 | 6.4 |
| LMPNN | Marginal | 58.4 | 51.1 | 54.9 | 49.2 | 64.7 | 39.6 | 36.1 | 58.7 | 45.4 |
| | Multiply | 35.0 | 26.7 | 29.2 | 21.7 | 33.4 | 21.4 | 17.0 | 28.4 | 22.2 |
| | Joint | 7.6 | 7.5 | 7.1 | 5.3 | 12.9 | 2.8 | 2.9 | 9.5 | 5.2 |
| FIT | Marginal | 64.3 | 61.0 | 63.1 | 60.7 | 58.5 | 49.0 | 49.1 | 60.2 | 54.3 |
| | Multiply | 39.7 | 32.2 | 35.9 | 27.8 | 27.4 | 29.5 | 26.8 | 32.4 | 29.2 |
| | Joint | 7.4 | 9.0 | 7.8 | 6.5 | 10.1 | 3.7 | 4.6 | 10.6 | 6.4 |

5.3 Benchmark results for $k = 2$

As we have explained in Section 4.5, we propose three kinds of metrics, marginal ones, multiply ones, and joint ones, from easy to hard, to evaluate the performance of a model in the scenario of multiple variables. The evaluation result is shown in Table 2. As the effect of the number of constant variables is quite clear, we remove it and add the metrics based on HIT@10 as the new factor.

For the impact regarding the number of existential variables and the topology property of the query graph, we find the result is similar to Table 1, which may be explained by the fact that those models are all initially designed to infer queries with one free variable. For the three metrics we have proposed, we have identified a clear difficulty difference among them though they generally show similar trends. The scores of joint HIT@10 are pretty low, indicating the great hardness of answering queries with multiple variables. Moreover, we have found that FIT falls behind other models in some breakdowns which are mostly cyclic graphs, corroborating our discussion in Section 5.2.

6 Conclusion

In this paper, we make a thorough investigation of the family of EFO_k formulas based on solid theoretical background. We then present a new powerful framework that supports several functionalities essential to CQA task, with this help, we build the EFO_k -CQA dataset that greatly extends the previous dataset and benchmark. Our evaluation result brings new empirical findings and reflects the biased selection in the previous dataset impairs the performance of CQA models, emphasizing the contribution of our work.

References

- Erik Arakelyan, Daniel Daza, Pasquale Minervini, and Michael Cochez. Complex query answering with neural link predictors. *arXiv preprint arXiv:2011.03459*, 2021.
- Jiaxin Bai, Zihao Wang, Hongming Zhang, and Yangqiu Song. Query2Particles: Knowledge Graph Reasoning with Particle Embeddings. *arXiv preprint arXiv:2204.12847*, 2022.

- Antoine Bordes, Nicolas Usunier, Alberto Garcia-Duran, Jason Weston, and Oksana Yakhnenko. Translating Embeddings for Modeling Multi-relational Data. In *Advances in Neural Information Processing Systems*, volume 26. Curran Associates, Inc., 2013. URL https://papers.nips.cc/paper_files/paper/2013/hash/1cecc7a77928ca8133fa24680a88d2f9-Abstract.html.
- Clément Carbonnel and Martin C Cooper. Tractability in constraint satisfaction problems: a survey. *Constraints*, 21(2):115–144, 2016. Publisher: Springer.
- Andrew Carlson, Justin Betteridge, Bryan Kisiel, Burr Settles, Estevam Hruschka, and Tom Mitchell. Toward an architecture for never-ending language learning. In *Proceedings of the AAAI conference on artificial intelligence*, volume 24, pages 1306–1313, 2010. Issue: 1.
- Lisa Ehrlinger and Wolfram Wöß. Towards a definition of knowledge graphs. *SEMANTiCS (Posters, Demos, SuCCESS)*, 48(1-4):2, 2016.
- Georg Gottlob, Nicola Leone, and Francesco Scarcello. Hypertree decompositions and tractable queries. In *Proceedings of the eighteenth ACM SIGMOD-SIGACT-SIGART symposium on Principles of database systems*, pages 21–32, 1999.
- Georg Gottlob, Nicola Leone, and Francesco Scarcello. A comparison of structural CSP decomposition methods. *Artificial Intelligence*, 124(2):243–282, December 2000. ISSN 0004-3702. doi: 10.1016/S0004-3702(00)00078-3. URL <https://www.sciencedirect.com/science/article/pii/S0004370200000783>.
- Gianluigi Greco and Francesco Scarcello. On The Power of Tree Projections: Structural Tractability of Enumerating CSP Solutions. *Constraints*, 18(1):38–74, January 2013. ISSN 1383-7133, 1572-9354. doi: 10.1007/s10601-012-9129-8. URL <http://arxiv.org/abs/1005.1567>. arXiv:1005.1567 [cs].
- Will Hamilton, Payal Bajaj, Marinka Zitnik, Dan Jurafsky, and Jure Leskovec. Embedding logical queries on knowledge graphs. *Advances in neural information processing systems*, 31, 2018.
- Phokion G Kolaitis and Moshe Y Vardi. Conjunctive-query containment and constraint satisfaction. In *Proceedings of the seventeenth ACM SIGACT-SIGMOD-SIGART symposium on Principles of database systems*, pages 205–213, 1998.
- Jure Leskovec. Databases as Graphs: Predictive Queries for Declarative Machine Learning. In *Proceedings of the 42nd ACM SIGMOD-SIGACT-SIGAI Symposium on Principles of Database Systems*, PODS ’23, page 1, New York, NY, USA, 2023. Association for Computing Machinery. ISBN 9798400701276. doi: 10.1145/3584372.3589939. URL <https://doi.org/10.1145/3584372.3589939>. event-place: Seattle, WA, USA.
- Leonid Libkin and Cristina Sirangelo. Open and Closed World Assumptions in Data Exchange. *Description Logics*, 477, 2009.
- Lihui Liu, Boxin Du, Heng Ji, ChengXiang Zhai, and Hanghang Tong. Neural-Answering Logical Queries on Knowledge Graphs. In *Proceedings of the 27th ACM SIGKDD Conference on Knowledge Discovery & Data Mining*, pages 1087–1097, 2021.
- Xiao Liu, Shiyu Zhao, Kai Su, Yukuo Cen, Jiezhong Qiu, Mengdi Zhang, Wei Wu, Yuxiao Dong, and Jie Tang. Mask and Reason: Pre-Training Knowledge Graph Transformers for Complex Logical Queries. In *Proceedings of the 28th ACM SIGKDD Conference on Knowledge Discovery and Data Mining*, pages 1120–1130, August 2022. doi: 10.1145/3534678.3539472. URL <http://arxiv.org/abs/2208.07638>. arXiv:2208.07638 [cs].
- Francois Luus, Prithviraj Sen, Pavan Kapanipathi, Ryan Riegel, Ndivhuwo Makondo, Thabang Lebeso, and Alexander Gray. Logic embeddings for complex query answering. *arXiv preprint arXiv:2103.00418*, 2021.
- Meikel Poess and Chris Floyd. New TPC benchmarks for decision support and web commerce. *ACM Sigmod Record*, 29(4):64–71, 2000. Publisher: ACM New York, NY, USA.

- H Ren, W Hu, and J Leskovec. Query2box: Reasoning Over Knowledge Graphs In Vector Space Using Box Embeddings. In *International Conference on Learning Representations (ICLR)*, 2020.
- Hongyu Ren and Jure Leskovec. Beta embeddings for multi-hop logical reasoning in knowledge graphs. *Advances in Neural Information Processing Systems*, 33:19716–19726, 2020.
- Hongyu Ren, Mikhail Galkin, Michael Cochez, Zhaocheng Zhu, and Jure Leskovec. Neural Graph Reasoning: Complex Logical Query Answering Meets Graph Databases, March 2023. URL <http://arxiv.org/abs/2303.14617>. arXiv:2303.14617 [cs].
- Francesca Rossi, Peter van Beek, and Toby Walsh. *Handbook of Constraint Programming*. Elsevier Science Inc., USA, 2006. ISBN 978-0-08-046380-3.
- Fabian M Suchanek, Gjergji Kasneci, and Gerhard Weikum. Yago: a core of semantic knowledge. In *Proceedings of the 16th international conference on World Wide Web*, pages 697–706, 2007.
- Kristina Toutanova and Danqi Chen. Observed versus latent features for knowledge base and text inference. In *Proceedings of the 3rd workshop on continuous vector space models and their compositionality*, pages 57–66, 2015.
- Denny Vrandečić and Markus Krötzsch. Wikidata: a free collaborative knowledgebase. *Communications of the ACM*, 57(10):78–85, 2014. Publisher: ACM New York, NY, USA.
- Zihao Wang, Hang Yin, and Yangqiu Song. Benchmarking the Combinatorial Generalizability of Complex Query Answering on Knowledge Graphs. *Proceedings of the Neural Information Processing Systems Track on Datasets and Benchmarks*, 1, December 2021. URL <https://datasets-benchmarks-proceedings.neurips.cc/paper/2021/hash/7eabe3a1649ffa2b3ff8c02ebfd5659f-Abstract-round2.html>.
- Zihao Wang, Hang Yin, and Yangqiu Song. Logical Queries on Knowledge Graphs: Emerging Interface of Incomplete Relational Data. *Data Engineering*, page 3, 2022.
- Zihao Wang, Weizhi Fei, Hang Yin, Yangqiu Song, Ginny Y Wong, and Simon See. Wasserstein-Fisher-Rao Embedding: Logical Query Embeddings with Local Comparison and Global Transport. *arXiv preprint arXiv:2305.04034*, 2023a.
- Zihao Wang, Yangqiu Song, Ginny Wong, and Simon See. Logical Message Passing Networks with One-hop Inference on Atomic Formulas. In *The Eleventh International Conference on Learning Representations*, 2023b. URL https://openreview.net/forum?id=Soy0sp7i_1.
- Ze Zhong Xu, Wen Zhang, Peng Ye, Hui Chen, and Huajun Chen. Neural-Symbolic Entangled Framework for Complex Query Answering, September 2022. URL <http://arxiv.org/abs/2209.08779>. arXiv:2209.08779 [cs].
- Hang Yin, Zihao Wang, and Yangqiu Song. On Existential First Order Queries Inference on Knowledge Graphs, April 2023. URL <http://arxiv.org/abs/2304.07063>. arXiv:2304.07063 [cs].
- Zhanqiu Zhang, Jie Wang, Jiajun Chen, Shuiwang Ji, and Feng Wu. Cone: Cone embeddings for multi-hop reasoning over knowledge graphs. *Advances in Neural Information Processing Systems*, 34:19172–19183, 2021.
- Tao Zhou, Jie Ren, Matúš Medo, and Yi-Cheng Zhang. Bipartite network projection and personal recommendation. *Physical review E*, 76(4):046115, 2007. Publisher: APS.

A Related works

Answering complex queries on knowledge graphs differs from database query answering by being a data-driven task Wang et al. [2022], where the open-world assumption is addressed by methods that learn from data. Meanwhile, learning-based methods enable faster neural approximate solutions of symbolic query answering problems Ren et al. [2023].

The prevailing way is query embedding, where the computational results are embedded and computed in the low-dimensional embedding space. Specifically, the query embedding over the set operator trees is the earliest proposed Hamilton et al. [2018]. The supported set operators include projection Hamilton et al. [2018], intersection Ren et al. [2020], union, and negation Ren and Leskovec [2020], and later on be improved by various designs Xu et al. [2022], Bai et al. [2022], Wang et al. [2023a]. Such methods assume queries can be converted into the recursive execution of set operations, which imposes additional assumptions on the solvable class of queries Wang et al. [2021]. These assumptions introduce additional limitations of such query embeddings

Recent advancements in CQA models surpass the query embedding methods by adopting query graph representation and graph neural networks, supporting atomic formulas Liu et al. [2022] and negated atomic formulas Wang et al. [2023b]. Query embedding on graphs bypasses the assumptions for queries Wang et al. [2021]. Meanwhile, other search-based inference methods Arakelyan et al. [2021], Yin et al. [2023] are rooted in fuzzy calculus and not subject to the query assumptions Wang et al. [2021].

Though many efforts have been made, the datasets of complex query answering are usually subject to the assumptions by set operator query embeddings Wang et al. [2021]. Many other datasets are proposed to enable queries with additional features, see Ren et al. [2023] for a comprehensive survey of datasets. However, only one small dataset proposed by Yin et al. [2023] introduced queries and answers beyond such assumptions Wang et al. [2021]. It is questionable that this small dataset is fair enough to justify the advantages claimed in advancement methods Wang et al. [2023b], Yin et al. [2023] that aim at complex query answering. Moreover, query with multiple free variables has not been investigated. Therefore, the dataset Yin et al. [2023] is still far away from the systematical evaluation as Wang et al. [2021] and $\text{EFO}_k\text{-CQA}$ proposed in this paper fills this gap.

B Details of constraint satisfaction problem

In this section, we introduce the constraint satisfaction problem (CSP) again. One instance of CSP \mathcal{P} can be represented by a triple $\mathcal{P} = (X, D, C)$ where $X = (x_1, \dots, x_n)$ is an n -tuple of variables, $D = (D_1, \dots, D_n)$ is the corresponding n -tuple of domains for each variable x_i . Then, $C = (C_1, \dots, C_t)$ is t -tuple of constraints, each constraint C_i is a pair of (S_i, R_{S_i}) where S_i is called the scope of the constraint, contains k corresponding variables, which means it is a set of variables $S_i = \{x_{i_j}\}_{j=1}^k$ and R_{S_i} is the constraint over those variables Rossi et al. [2006], meaning that R_{S_i} is a subset of the cartesian product of variables in S_i .

The answer of the CSP instance \mathcal{P} is a n -tuple (a_1, \dots, a_n) which is essentially an assignment for all variables x_i , such that:

$$\begin{aligned} a_i &\in D_i, \forall i = 1, \dots, n \\ (a_{i_1}, \dots, a_{i_k}) &\in R_{S_i}, \forall i = 1, \dots, t \end{aligned}$$

Then the formulation of existential conjunctive formulas as CSP has already been discussed in Section 2.2. Additionally, for the negation of atomic formula $\neg r(h, t)$, we note the constraint C is also binary with $S_i = \{h, t\}$, $R_{S_i} = \{(h, t) | h, t \in \mathcal{E}, (h, r, t) \notin \mathcal{KG}\}$, this means that R_{S_i} is a very large set, thus the constraint is less “strict” than the positive ones, explaining why we treat negation separately in Assumption 15.

C Construction of the whole $\text{EFO}_k\text{-CQA}$ dataset

In this section, we provide details for the construction of the $\text{EFO}_k\text{-CQA}$ dataset.

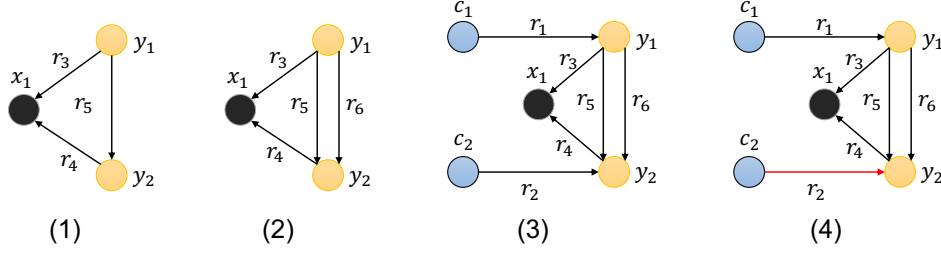


Figure 4: The four steps of enumerating the abstract query graphs. We note that the example and representation follow Figure 3.

C.1 Enumeration of the abstract query graphs

To investigate the whole combinatorial space for the EFO_k queries, we need to give propositions of the property of abstract query graph based on the assumptions given in 3:

Proposition 17. *For an abstract query graph \mathcal{G} , if it conforms Assumption 13 and Assumption 14, then removing all constant entities in \mathcal{G} will lead to only one connected component and no edge is connected between two constant entities.*

Proof. We prove this by contradiction. If there is an edge (whether positive or negative) between constant entities, then this edge is redundant, violating Assumption 13. Then, if there is more than one connected component after removing all constant entities in \mathcal{G} . Suppose one connected component has no free variable, then this part is a sentence and thus has a certain truth value, whether 0 or 1, which is redundant, violating Assumption 13. Then, we assume every connected component has at least one free variable, we assume there is m connected component and we have:

$$Node(\mathcal{G}) = (\cup_{i=1}^m Node(\mathcal{G}_i)) \cup Node(\mathcal{G}_c)$$

where $m > 1$, the \mathcal{G}_c is the set of constant entities and each \mathcal{G}_i is the graph of a connected component, we use $Node(\mathcal{G})$ to denote the node set for a graph \mathcal{G} . Then this equation describes the partition of the node set of the original \mathcal{G} .

Then, we construct $\mathcal{G}_a = G[Node(\mathcal{G}_1) \cup \mathcal{G}_c]$ and $\mathcal{G}_b = G[(\cup_{i=2}^m Node(\mathcal{G}_i)) \cup Node(\mathcal{G}_c)]$, where G represents the induced graph. Then we naturally have that $\mathcal{A}[I(\mathcal{G})] = \mathcal{A}[I(\mathcal{G}_a)] \times \mathcal{A}[I(\mathcal{G}_b)]$, where the \times represents the Cartesian product, violating Assumption 14. □

Additionally, as mentioned in Appendix B, the negative constraint is less “strict”, we formally put an additional assumption of the real knowledge graph as the following:

Assumption 18. *For any knowledge graph \mathcal{KG} , with its entity set \mathcal{E} and relation set \mathcal{R} , we assume it is sparse with regard to each relation, meaning: for any $r \in \mathcal{R}$, $|\{a \in \mathcal{E} | \exists b. (a, r, b) \in \mathcal{KG} \text{ or } (b, r, a) \in \mathcal{KG}\}| \ll \mathcal{E}$*

Then we develop another proposition for the abstract query graph:

Proposition 19. *With the knowledge graph conforming Assumption 18, for any node u in the abstract query graph \mathcal{G} , if u is an existential variable or free variable, then it can not only connect with negative edges.*

Proof. Suppose u only connects to m negative edge e_1, \dots, e_m . For any grounding I , we assume $I(e_i) = r_i \in \mathcal{R}$. For each r_i , we construct its endpoint set

$$Endpoint(r_i) = \{a \in \mathcal{E} | \exists b. (a, r, b) \in \mathcal{KG} \text{ or } (b, r, a) \in \mathcal{KG}\}$$

by the assumption 18, we have $|Endpoint(r_i)| \ll \mathcal{E}$, then we have:

$$|\cup_{i=1}^m Endpoint(r_i)| \leq \sum_{i=1}^m |Endpoint(r_i)| \ll \mathcal{E}$$

since m is small due to the size of the abstract query graph. Then we have two situations about the type of node u :

1.If node u is an existential variable.

Then we construct a subgraph \mathcal{G}_s be the induced subgraph of $Node(\mathcal{G}) - u$, then for any possible grounding I , we prove that $\mathcal{A}[I(\mathcal{G}_s)] = \mathcal{A}[I(\mathcal{G})]$, the right is clearly a subset of the left due to it contains more constraints, then we show every answer of the left is also an answer on the right, we merely need to give an appropriate assignment in the entity set for node v , and in fact, we choose any entity in the set $\mathcal{E} - \cup_{i=1}^m Endpoint(r_i)$ since it suffices to satisfies all constraints of node u , and we have proved that $|\mathcal{E} - \cup_{i=1}^m Endpoint(r_i)| > 0$.

This violates the Assumption 13 as node u is redundant.

2.If node u is a free variable.

Similarly, any entity in the set $\mathcal{E} - \cup_{i=1}^m Endpoint(r_i)$ will be an answer for the node u , thus violating the Assumption 16.

□

We note the proposition 19 extends the previous requirement about negative queries, which is firstly proposed in Ren and Leskovec [2020], inherited and termed as “bounded negation” in Wang et al. [2021], the “bounded negation” requires the negation operator should be followed by the intersection operator in the operator tree. Obviously, the abstract query graph that conforms to “bounded negation” will also conform to the requirement in Proposition 19, however, an abstract query graph may abide by Proposition 19 but violates “bounded negation” and still represents meaningful queries. A vivid example is offered in Figure 2, showing that our propositions about the abstract query graph are more satisfactory.

Finally, we make a more detailed assumption of diameters of the query graph:

Assumption 20 (Appropriate diameter). *There is a constant number d , such that for every node u in the abstract query graph \mathcal{G} , it can find a free variable in its d -hop neighbor.*

We have this assumption to exclude the extremely long-path queries that have large graph diameters.

Equipped with the propositions and assumptions above, we explore the combinatorial space of the abstract query graph given certain hyperparameters, including: the max number of free variables, max number of existential variables, max number of constant entities, max number of all nodes, max number of all edges, max number of edges surpassing the number of nodes, max number of negative edges, max distance to the free variable. In practice, these numbers are set to be: 2, 2, 3, 6, 6, 0, 1, 3. We note that the max number of edges surpassing the number of nodes is set to 0, which means that the query graph can at most have one more edge than a simple tree, thus, we exclude those query graphs that are both cyclic graphs and multigraphs, making our categorization and discussion in the experiments in Section 5.2 and Section 5.3 much more straightforward and clear.

Then, we create the abstract query graph by the following steps, which is a graph with three types of nodes and two kinds of edges:

1. First, create a simple connected graph \mathcal{G}_1 with two types of nodes, the existential variable and the free variable, and one type of edge, the positive edge.
2. We add additional edges to the simple graph \mathcal{G}_1 and make it a multigraph \mathcal{G}_2 .
3. Then, the constant variable is added to the graph \mathcal{G}_2 , In this step, we make sure not too long existential leaves. The result is graph \mathcal{G}_3 .
4. Finally, random edges in \mathcal{G}_3 are replaced by the negation edge, and we get the final abstract query graph \mathcal{G}_4 .

In this way, all possible query graphs within a certain combinatorial space are enumerated, and finally, we filter duplicated graphs with the help of the graph isomorphism algorithm. We give an example to illustrate the four-step construction of an abstract query graph in Figure 4.

C.2 Ground abstract query graph with meaningful negation

To fulfill the Assumption 15 as discussed in Section 4.2, for an abstract query graph $\mathcal{G} = (V, E, f, g)$, we have two steps: (1). Sample grounding for the positive subgraph \mathcal{G}_p and compute its answer (2). Ground the \mathcal{G}_n to decrease the answer got in the first step. To be specific, we define positive subgraph \mathcal{G}_p to be defined as such, its edge set $E' = \{e \in E | g(e) = \text{positive}\}$, its node set $V' = \{u | u \in V, \exists e \in E' \text{ and } e \text{ connects to } u\}$. Then $\mathcal{G}_p = (V', E', f, g)$. We note that because of Proposition 19, if a node $u \in V - V'$, then we know node u must be a constant entity.

Then we sample the grounding for the positive subgraph \mathcal{G}_p , we also compute the CSP answer for each variable u_i in the query graph, let $\bar{\mathcal{A}}_p$ be the whole answer for this subgraph, then we only need to compute for each variable u_i , its projected answer:

$$\bar{\mathcal{A}}_p^{u_i} = \{a_o \in \mathcal{E} | \exists (a_1, \dots, a_i, \dots, a_k) \in \bar{\mathcal{A}}_p\}$$

where k is the number of the variables.

We note that computing $\bar{\mathcal{A}}_p$ is costly while computing every $\bar{\mathcal{A}}_p^i$ is efficient, as we only need to meet the consistency condition rather than do all the backtracking in the traditional CSP algorithm Rossi et al. [2006].

Then we ground what is left in the positive subgraph, we split each negative edge in $E - E'$ into two categories:

1. This edge e connects two nodes u_1, u_2 , and $u_1, u_2 \in V'$.

In this case, we sample the relation r to be the grounding of e such that it negates some of the answers in $\bar{\mathcal{A}}_p$, actually, considering the set $\bar{\mathcal{A}}_p^{u_1}$ and $\bar{\mathcal{A}}_p^{u_2}$ is enough.

2. This edge e connects two nodes u_1, u_2 , where $u_1 \in V'$, while $u_2 \notin V'$.

In this case, we sample the relation r for e and entity a for u_2 such that they negate some answer in $\bar{\mathcal{A}}_p$, we note we only need to consider the **local** information, namely, possible candidates for node u_i , the set $\bar{\mathcal{A}}_p^{u_i}$ and it is quite efficient. However, computing the answer set as existential formula requires considering the **whole** query graph.

We note that there is no possibility that neither of the endpoints is in V' because as we have discussed above, this means that both nodes are constant entities, but in Proposition 17 we have asserted that no edge is connected between two entities.

C.3 The comparison to previous benchmark

As discussed in Section 3, the scope of the formula investigated in our $\text{EFO}_k\text{-CQA}$ dataset surpasses the previous EFO-1-QA benchmark because of three reasons: (1). We include the EFO_k formula with multiple free variables; (2). We include those EFO_1 queries that can not be represented by operator tree; (3) Our assumption is more systematic than previous ones as shown by the example in Figure 2. Though we only contain 741 query types while the EFO-1-QA benchmark contains 301 query types, we list reasons for the number of query types is not significantly larger than the previous benchmark: (1). EFO-1-QA benchmark relies on the operator tree that contains union, which represents the logic conjunction(\vee), however, we only discuss the conjunctive queries because we always utilize the DNF of a query. We notice that there are only 129 query types in EFO-1-QA without the union, significantly smaller than the $\text{EFO}_k\text{-CQA}$ dataset. (2). In the construction of $\text{EFO}_k\text{-CQA}$ dataset, we restrict the query graph to have at most one negative edge to avoid the total number of query types growing quadratically, while in EFO-1-QA benchmark, their restrictions are different than ours and it contains queries that have two negative atomic formulas.

C.4 $\text{EFO}_k\text{-CQA}$ statistics

The statistics of our $\text{EFO}_k\text{-CQA}$ dataset are shown in Table 3 and Table 4, they show the statistics of our abstract query graph by their topology property, the statistics are split into the situation that the number of free variable $k = 1$ and the number of free variable $k = 2$, correspondingly. We note abstract query graphs with seven nodes have been excluded as the setting of hyperparameters discussed in Appendix C.1, we make these restrictions to control the quadratic growth in the number of abstract query graphs.

Table 3: The number of abstract query graphs with one free variable. We denote e as the number of existential variables and c as the number of constant entities. SDAG represents the Simple Directed Acyclic Graph, Multi for multigraph, and Cyclic for the cyclic graph. Sum.(c) and Sum.(e) is the total number of queries with the number of constant entities / existential variables fixed.

| $c \backslash e$ | 0 | | | 1 | | | 2 | | | Sum.(c) | Sum. |
|------------------|------|------|-------|------|-------|--------|------|-------|--------|-------------|------|
| | SDAG | SDAG | Multi | SDAG | Multi | Cyclic | SDAG | Multi | Cyclic | | |
| 1 | 1 | 2 | 4 | 4 | 16 | 4 | 31 | | | | |
| 2 | 2 | 6 | 6 | 20 | 40 | 8 | 82 | | | | 251 |
| 3 | 2 | 8 | 8 | 36 | 72 | 12 | 138 | | | | |
| Sum.(e) | 5 | 16 | 18 | 60 | 128 | 24 | | | | | |

Table 4: The number of abstract query graphs with two free variables. The notation of e , c SDAG, Multi, and Cyclic are the same as Table 3. And "-" means that this type of abstract query graph is not included.

| $c \backslash e$ | $e = 0$ | | $e = 1$ | | | $e = 2$ | | | AVG. |
|------------------|---------|-------|---------|-------|--------|---------|-------|--------|------|
| | SDAG | Multi | SDAG | Multi | Cyclic | SDAG | Multi | Cyclic | |
| $c = 1$ | 1 | 2 | 7 | 18 | 4 | 6 | 32 | 26 | 96 |
| $c = 2$ | 4 | 4 | 20 | 36 | 8 | 38 | 108 | 64 | 282 |
| $c = 3$ | 4 | 4 | 32 | 60 | 12 | - | - | - | 112 |

Finally, in FB15k-237, we sample 1000 queries for an abstract query graph without negation, 500 queries for an abstract query graph with negation; in FB15k, we sample 800 queries for an abstract query graph without negation, 400 queries for an abstract query graph with negation; in NELL, we sample 400 queries for an abstract query graph without negation, 100 queries for an abstract query graph with negation. As we have discussed in Appendix C.2, sample negative query is computationally costly, thus we sample less of them.

D Evaluation details

We explain the evaluation protocol in detail for Section 4.5.

Firstly, we explain the computation of common metrics, including Mean Reciprocal Rank(MRR) and HIT@K, given the full answer \mathcal{A} in the whole knowledge graph and the observed answer \mathcal{A}_o in the observed knowledge graph, we focus on the hard answer \mathcal{A}_h as it requires more than memorizing the observed knowledge graph and serves as the indicator of the capability of reasoning.

Specifically, we rank each hard answer $a \in \mathcal{A}_h$ against all **non-answers** $\mathcal{E} - \mathcal{A} - \mathcal{A}_o$, the reason is that we need to neglect other answers so that answers do not interfere with each other, finally, we get the ranking for a as r . Then its MRR is $1/r$, and its HIT@k is $\mathbf{1}_{r \leq k}$, thus, the score of a query is the mean of the scores of every its hard answer. We usually compute the score for a query type (which corresponds to an abstract query graph) as the mean score of every query within this type.

As the marginal score and the multiply score have already been explained in Section 4.5, we only mention one point that it is possible that every free variable does not have marginal hard answer. Assume that for a query with two free variables, its answer set $\mathcal{A} = \{(a_1, a_2), (a_1, a_3), (a_4, a_2)\}$ and its observed answer set $\mathcal{A}_o = \{(a_1, a_3), (a_4, a_2)\}$. In this case, a_1, a_4 is not the marginal hard answer for the first free variable and a_2, a_3 is not the marginal hard answer for the second free variable, in general, no free variable has its own marginal hard answer.

Then we only discuss the joint metric, specifically, we only explain how to estimate the joint ranking by the individual ranking of each free variable. For each possible k -tuple (a_1, \dots, a_k) , if a_i is ranked as r_i among the **whole** entity set \mathcal{E} , we compute the score of this tuple as $\sum_{i=1}^k r_i$, then we sort the whole \mathcal{E}^k k -tuple by their score, for the situation of a tie, we just use the lexicographical order. After the whole joint ranking is got, we use the standard evaluation protocol that ranks each hard

Algorithm 1 Embedding computation on the query graph.

Require: The query graph G .

Compute the ordering of the nodes as explained in Algorithm 2.

Create a dictionary E to store the embedding for each node in the query graph

for $i \leftarrow 1$ to n **do**

if node u_i is a constant entity **then**

 The embedding of u_i , $E[i]$ is gotten from the entity embedding

else

 Then we know node u_i is either free variable or existential variable

 Compute the set of nodes $\{u_{i_j}\}_{j=1}^t$ that are previous to i and adjacency to node u_i .

 Create a list to store projection embedding L .

for $j \leftarrow 1$ to t **do**

 Find the relation r between node u_i and u_{i_j} , get the embedding of node u_{i_j} as $E[i_j]$.

if $E[i_j]$ is not None **then**

if The edge between u_i and u_{i_j} is positive **then**

 Compute the embedding of projection($E[i_j]$, r), add it to the list L .

else

 Compute the embedding of the negation of the projection($E[i_j]$, r), add it to the list L .

end if

end if

end for

if The list L has no element **then**

$E[i]$ is set to none.

else if The list L has one element **then**

$E[i] = L[0]$

else

 Compute the embedding as the intersection of the embedding in the list L , and set $E[i]$ as the outcome.

end if

end if

end for

return The embedding dictionary E for each node in the query graph.

answer against all non-answers. It can be confirmed that this estimation method admits a closed-form solution for the sorting in \mathcal{E}^k space, thus the computation cost is affordable.

We just give the closed-form solution when there are two free variables:

For the tuple (r_1, r_2) , the possible combinations that sum less than $r_1 + r_2$ is $\binom{r_1+r_2-1}{2}$, then, there is $r_1 - 1$ tuple that ranks before (r_1, r_2) because of lexicographical order, thus, the final ranking for the tuple (r_1, r_2) is just $\binom{r_1+r_2-1}{2} + r_1$, that can be computed efficiently. We note we adopt this kind of estimation since current CQA models fail to estimate the answer of multiple variables which have **combinatorial hardness**, therefore we have to use this way to **estimate** the joint ranking in the \mathcal{E}^k search space.

E Implementation details of CQA models

In this section, we provide implementation details of CQA models that have been evaluated in our paper. For query embedding methods that rely on the operator tree, including BetaE Ren and Leskovec [2020], LogicE Luus et al. [2021], and ConE Zhang et al. [2021], we compute the ordering of nodes in the query graph in Algorithm 2, then we compute the embedding for each node in the query graph as explained in Algorithm 1, the final embedding of every free node are gotten to be the predicted answer. Especially, the node ordering we got in Algorithm 2 coincides with the natural topology ordering induced by the directed acyclic operator tree, so we can compute the embedding in the same order as the original implementation. Then, in Algorithm 1, we implement each set operation in the operator tree, including intersection, negation, and set projection. By the merit of the

Algorithm 2 Node ordering on the abstract query graph.

Require: The abstract query graph $\mathcal{G} = (V, E, f, g)$, V consists m nodes, u_1, \dots, u_m .
Creates an empty list L to store the ordering of the node.
Creates another two set S_1 and S_2 to store the nodes that are to be explored next, S_1 is for existential variables, and S_2 is for free variables.
Create a set S_3 to store explored nodes.

```
for  $i \leftarrow 1$  to  $m$  do
  if The type of node  $f(u_i)$  is constant entity then
    list  $L$  append the node  $u_i$ 
  for Node  $u_j$  that connects to  $u_i$  do
    if  $f(u_j)$  is existential variable then
       $u_j$  is added to set  $S_1$ 
    else
       $u_j$  is added to set  $S_2$ 
    end if
     $u_j$  is added to set  $S_3$ 
  end for
end if
end for
while Not all node is included in  $L$  do
  if Set  $S_1$  is not empty then
    We sort the set  $S_1$  by the sum of their distance to every free variable in  $\mathcal{G}$ , choose the most
    remote one, and if there is a tie, randomly choose one node,  $u_i$  to be the next to explore.
    We remove  $u_i$  from set  $S_1$ , add  $u_i$  to  $S_3$ .
  else
    In this case, we know set  $S_2$  is not empty because of the connectivity of  $\mathcal{G}$ .
    We randomly choose a node  $u_i \in S_2$  to be the next node to explore.
    We remove  $u_i$  from set  $S_2$ , add  $u_i$  to  $S_3$ .
  end if
  for Node  $u_j$  that connects to  $u_i$  do
    if  $u_j$  is not in  $S_3$  then
      if  $f(u_j)$  is existential variable then
         $u_j$  is added to set  $S_1$ .
      else
         $u_j$  is added to set  $S_2$ .
      end if
    end if
  end for
  List  $L$  append the node  $u_i$ 
end while
return The list  $L$  as the ordering of nodes in the whole abstract query graph  $\mathcal{G}$ 
```

Disjunctive Normal Form (DNF), the union is tackled in the final step. Thus, our implementation is able to coincide with the original implementation in the original dataset Ren and Leskovec [2020].

For CQD Arakelyan et al. [2021] and LMPNN Wang et al. [2023b], their original implementation does not require the operator tree, so we just use their original implementation. Specifically, in a query graph with multiple free variables, for CQD we predict the answer for each free variable individually as taking others free variables as existential variables, for LMPNN, we just got all embedding of nodes that represent free variables.

For FIT Yin et al. [2023], though it is proposed to solve EFO_1 queries, it is computationally costly: it has a complexity of $O(\mathcal{E}^2)$ in the acyclic graphs where \mathcal{E} is the set of entity of the knowledge graph, and the time complexity of FIT is even not polynomial in the cyclic graphs, the reason is that FIT degrades to enumeration to deal with cyclic graph. In our implementation, we further restrict FIT to at most enumerate 10 possible candidates for each node in the query graph, this practice has allowed FIT to be implemented in the dataset FB15k-237 Toutanova and Chen [2015]. However, it cost 20 hours to evaluate FIT on our EFO_k -CQA dataset while other models only need no more than two hours. Moreover, for larger knowledge graph, including NELL Carlson et al. [2010] and FB15k Bordes et al. [2013], we have also encountered an out-of-memory error in a Tesla V100 GPU with 32G memory when implementing FIT, thus, we omit its result in these two knowledge graphs.

F Additional experiment result

In this section, we offer more experiment results not available to be shown in the main paper. For the purpose of supplementation, we select some representative experiment results as the experiment results are extremely complex to be categorized and shown. we present the further benchmark result of the following situations: the situations of different knowledge graphs, including NELL and FB15k, whose results are provided in Appendix F.1 and F.2; the situations of more constant entities since we only discuss when there are two constant entities in Table 2, the results are provided in Appendix F.3, and finally, all queries(including the queries without marginal hard answers), in Appendix F.4.

We note that we have explained in Section 4.5 and Appendix D that for a query with multiple free variables, some or all of the free variables may not have their marginal hard answer and thus the marginal metric can not be computed. Therefore, in the result shown in Table 2 in Section 5.3, we only conduct evaluation on those queries that both of their free variables have marginal hard answers, and we offer the benchmark result of all queries in Appendix F.4 where only two kinds of metrics are available.

F.1 Further benchmark result of $k=1$ in more knowledge graphs

Firstly, we present the benchmark results when there is only one free variable, since the result in FB15k-237 is provided in Table 1, we provide the result for other standard knowledge graphs, FB15k and NELL, their result is shown in Table 5 and Table 6, correspondingly. We note that FIT is out of memory with the two large graphs FB15k and NELL as explained in Appendix E and we do not include its result. As FB15k and NELL are both reported to be easier than FB15k-237, the models have better performance. The trend and analysis are generally similar to our discussion in Section 5.2 with some minor, unimportant changes that LogicE Luus et al. [2021] has outperformed ConE Zhang et al. [2021] in the knowledge graph NELL, indicating one model may not perform identically well in all knowledge graphs.

F.2 Further benchmark result for $k=2$ in more knowledge graphs

Then, similar to Section 5.3, we provide the result for other standard knowledge graphs, FB15k and NELL, when the number of constant entities is fixed to two, their result is shown in Table 7 and Table 8, correspondingly.

We note that though in some breakdowns, the marginal score is over 90 percent, almost close to 100 percent, the joint score is pretty slow, which further corroborates our findings that joint metric is significantly harder and more challenging in Section 5.3.

Table 5: MRR scores(%) for inferring queries with one free variable on FB15k. The notation of e , c , SDAG, Multi, Cyclic, AVG.(c) and AVG.(e) are the same as Table 1.

| Model | $c \backslash e$ | 0 | 1 | | 2 | | | AVG.(c) | AVG. |
|--------|------------------|------|------|-------|------|-------|--------|-------------|------|
| | | SDAG | SDAG | Multi | SDAG | Multi | Cyclic | | |
| BetaE | 1 | 38.6 | 30.4 | 29.2 | 21.7 | 21.7 | 24.1 | 24.3 | 34.0 |
| | 2 | 49.7 | 34.0 | 37.2 | 28.3 | 29.2 | 35.5 | 31.0 | |
| | 3 | 63.5 | 46.4 | 48.6 | 33.9 | 36.1 | 45.8 | 38.1 | |
| | AVG.(e) | 63.5 | 46.4 | 48.6 | 33.9 | 36.1 | 45.8 | 38.1 | |
| LogicE | 1 | 46.0 | 33.8 | 32.1 | 23.3 | 22.8 | 25.6 | 26.2 | 35.6 |
| | 2 | 51.2 | 35.9 | 39.0 | 30.6 | 30.5 | 36.9 | 32.7 | |
| | 3 | 64.5 | 48.6 | 49.8 | 35.4 | 37.5 | 47.7 | 39.6 | |
| | AVG.(e) | 54.9 | 41.7 | 42.3 | 32.8 | 33.4 | 40.4 | | |
| ConE | 1 | 52.5 | 35.8 | 34.9 | 25.9 | 25.9 | 29.5 | 29.3 | 39.5 |
| | 2 | 57.0 | 40.0 | 43.4 | 33.2 | 34.2 | 40.8 | 36.3 | |
| | 3 | 70.6 | 53.1 | 55.3 | 39.3 | 41.8 | 52.5 | 43.9 | |
| | AVG.(e) | 61.0 | 45.6 | 46.8 | 36.1 | 37.4 | 44.8 | | |
| CQD | 1 | 74.6 | 36.1 | 32.7 | 17.6 | 16.7 | 25.4 | 23.7 | 37.2 |
| | 2 | 52.2 | 35.2 | 40.9 | 29.2 | 31.5 | 39.2 | 33.2 | |
| | 3 | 53.3 | 32.4 | 33.1 | 21.7 | 21.6 | 37.4 | 24.8 | |
| | AVG.(e) | 59.4 | 41.5 | 44.6 | 33.3 | 35.3 | 43.3 | | |
| LMPNN | 1 | 63.7 | 39.9 | 35.3 | 28.7 | 26.4 | 28.7 | 30.7 | 37.7 |
| | 2 | 65.0 | 41.9 | 38.8 | 34.4 | 31.7 | 38.4 | 35.1 | |
| | 3 | 79.8 | 54.0 | 49.5 | 38.9 | 37.1 | 48.0 | 40.8 | |
| | AVG.(e) | 70.2 | 47.4 | 42.8 | 36.6 | 34.1 | 41.6 | | |

F.3 Further benchmark result for $k=2$ with more constant numbers.

As the experiment in Section 5.3 only contains the situation where the number of constant entity is fixed as one, we offer the further experiment result in Table 9.

The result shows that models perform worse with fewer constant variables when compares to the result in Table 2, this observation is the same as the previous result with one free variable that has been discussed in Section 5.2.

F.4 Further benchmark result for $k=2$ including all queries

Finally, as we have explained in Section 4.5 and Appendix D, there are some valid EFO_k queries without marginal hard answers when $k > 1$. Thus, there is no way to calculate the marginal scores, all our previous experiments are therefore only conducted on those queries that all their free variables have marginal hard answers. In this section, we only present the result of the Multiply and Joint score, as they can be computed for any valid EFO_k queries, and therefore this experiment is conducted on the whole EFO_k -CQA dataset.

We follow the practice in Section 5.3 that fixed the number of constant entities as two, as the impact of constant entities is pretty clear, which has been further corroborated in Appendix F.3. The experiments are conducted on all three knowledge graphs, FB15k-237, FB15k, and NELL, the result is shown in Table 10, Table 11, and Table 12, correspondingly.

Interestingly, comparing the result in Table 2 and Table 10, the multiple scores actually increase through the joint scores are similar. This may be explained by the fact that if one free variable has no marginal hard answer, then it can be easily predicted, leading to a better performance for the whole query.

Table 6: MRR scores(%) for inferring queries with one free variable on NELL. The notation of e , c , SDAG, Multi, Cyclic, AVG.(c) and AVG.(e) are the same as Table 1.

| Model | $c \backslash e$ | 0 | 1 | | 2 | | | AVG.(c) | AVG. |
|--------|------------------|------|------|-------|------|-------|--------|---------|------|
| | | SDAG | SDAG | Multi | SDAG | Multi | Cyclic | | |
| BetaE | 1 | 13.9 | 26.4 | 35.0 | 8.6 | 14.9 | 19.1 | 17.5 | 33.6 |
| | 2 | 58.8 | 31.5 | 43.8 | 22.4 | 30.6 | 34.7 | 30.7 | |
| | 3 | 78.8 | 48.6 | 58.3 | 29.6 | 39.0 | 47.0 | 39.5 | |
| | AVG.(e) | 53.1 | 38.5 | 48.3 | 25.2 | 33.3 | 38.2 | | |
| LogicE | 1 | 18.3 | 29.2 | 39.6 | 12.1 | 19.0 | 20.4 | 21.1 | 36.9 |
| | 2 | 63.5 | 34.4 | 47.3 | 26.4 | 34.0 | 37.6 | 34.2 | |
| | 3 | 79.6 | 51.2 | 59.3 | 33.1 | 42.2 | 50.1 | 42.6 | |
| | AVG.(e) | 56.3 | 41.3 | 50.9 | 28.8 | 36.7 | 41.0 | | |
| ConE | 1 | 16.7 | 26.9 | 36.6 | 11.1 | 16.9 | 22.3 | 19.6 | 36.6 |
| | 2 | 60.5 | 33.6 | 46.6 | 25.3 | 33.1 | 40.1 | 33.6 | |
| | 3 | 79.9 | 50.6 | 59.2 | 33.2 | 42.2 | 52.6 | 42.8 | |
| | AVG.(e) | 54.9 | 40.3 | 50.0 | 28.4 | 36.2 | 43.4 | | |
| CQD | 1 | 22.3 | 30.6 | 37.3 | 13.3 | 17.9 | 20.7 | 20.9 | 38.2 |
| | 2 | 59.8 | 34.0 | 45.2 | 28.8 | 35.4 | 38.9 | 35.3 | |
| | 3 | 62.7 | 48.8 | 59.9 | 36.4 | 44.1 | 52.6 | 44.3 | |
| | AVG.(e) | 50.1 | 40.2 | 49.9 | 31.6 | 38.1 | 42.7 | | |
| LMPNN | 1 | 20.7 | 29.8 | 33.3 | 13.4 | 16.5 | 21.8 | 19.8 | 35.1 |
| | 2 | 63.5 | 35.4 | 43.3 | 27.0 | 30.2 | 37.6 | 32.3 | |
| | 3 | 80.8 | 50.7 | 56.0 | 33.6 | 39.2 | 47.6 | 40.7 | |
| | AVG.(e) | 57.4 | 41.5 | 46.7 | 29.4 | 33.6 | 40.0 | | |

Table 7: HIT@10 scores(%) of three different types for answering queries with two free variables on FB15k. The constant number is fixed to be two. The notation of e , SDAG, Multi, and Cyclic is the same as Table 2.

| Model | HIT@10 Type | $e = 0$ | | $e = 1$ | | | $e = 2$ | | | AVG. |
|--------|-------------|---------|-------|---------|-------|--------|---------|-------|--------|------|
| | | SDAG | Multi | SDAG | Multi | Cyclic | SDAG | Multi | Cyclic | |
| BetaE | Marginal | 76.9 | 77.2 | 68.9 | 69.3 | 75.1 | 55.0 | 57.4 | 73.6 | 63.6 |
| | Multiply | 41.7 | 41.6 | 31.7 | 31.0 | 38.7 | 25.2 | 25.9 | 36.1 | 29.7 |
| | Joint | 11.6 | 13.7 | 8.7 | 8.6 | 17.8 | 4.9 | 5.4 | 14.3 | 8.4 |
| LogicE | Marginal | 82.9 | 80.9 | 73.6 | 72.9 | 76.6 | 58.9 | 60.7 | 75.7 | 66.9 |
| | Multiply | 47.5 | 45.0 | 36.3 | 34.1 | 40.4 | 28.5 | 29.0 | 38.0 | 32.7 |
| | Joint | 12.7 | 13.9 | 10.0 | 9.9 | 19.2 | 6.1 | 6.5 | 15.9 | 9.6 |
| ConE | Marginal | 84.1 | 84.8 | 76.5 | 76.3 | 81.4 | 61.8 | 63.8 | 79.7 | 70.2 |
| | Multiply | 48.7 | 48.1 | 37.7 | 35.9 | 44.2 | 29.9 | 30.4 | 41.4 | 34.6 |
| | Joint | 14.2 | 15.6 | 10.3 | 10.4 | 20.6 | 6.2 | 6.6 | 16.9 | 10.1 |
| CQD | Marginal | 73.8 | 76.8 | 69.0 | 71.9 | 76.3 | 51.1 | 54.4 | 77.0 | 62.9 |
| | Multiply | 45.0 | 46.6 | 37.4 | 36.9 | 43.9 | 28.1 | 29.2 | 41.9 | 34.0 |
| | Joint | 17.1 | 19.0 | 13.1 | 13.0 | 20.6 | 7.7 | 8.6 | 18.1 | 11.9 |
| LMPNN | Marginal | 89.2 | 80.1 | 80.3 | 78.2 | 84.2 | 65.6 | 63.7 | 80.2 | 71.3 |
| | Multiply | 56.6 | 50.5 | 45.7 | 42.4 | 49.0 | 37.6 | 34.8 | 44.6 | 39.7 |
| | Joint | 18.9 | 17.2 | 12.9 | 12.4 | 22.4 | 8.0 | 7.5 | 16.9 | 11.2 |

Table 8: HIT@10 scores(%) of three different types for answering queries with two free variables on NELL. The constant number is fixed to be two. The notation of e , SDAG, Multi, and Cyclic is the same as Table 2.

| Model | HIT@10 Type | $e = 0$ | | $e = 1$ | | | $e = 2$ | | | AVG. |
|--------|-------------|---------|-------|---------|-------|--------|---------|-------|--------|------|
| | | SDAG | Multi | SDAG | Multi | Cyclic | SDAG | Multi | Cyclic | |
| BetaE | Marginal | 81.3 | 95.9 | 72.8 | 85.5 | 79.9 | 57.2 | 66.7 | 77.0 | 71.2 |
| | Multiply | 48.2 | 56.7 | 41.3 | 46.1 | 47.6 | 33.1 | 36.5 | 42.9 | 39.6 |
| | Joint | 19.2 | 31.8 | 21.2 | 26.5 | 21.7 | 13.8 | 17.5 | 18.5 | 18.8 |
| LogicE | Marginal | 87.1 | 99.8 | 81.0 | 91.8 | 83.2 | 65.7 | 74.0 | 81.0 | 77.7 |
| | Multiply | 52.5 | 60.3 | 47.6 | 51.7 | 50.2 | 39.4 | 42.6 | 46.0 | 44.8 |
| | Joint | 21.1 | 32.8 | 25.4 | 30.5 | 23.3 | 18.0 | 21.5 | 20.5 | 22.3 |
| ConE | Marginal | 82.6 | 96.4 | 76.0 | 87.8 | 88.1 | 60.0 | 69.3 | 83.0 | 74.7 |
| | Multiply | 48.7 | 56.9 | 41.9 | 46.3 | 52.2 | 34.5 | 38.1 | 47.7 | 41.7 |
| | Joint | 17.0 | 30.9 | 19.3 | 25.0 | 24.9 | 12.9 | 17.2 | 20.3 | 18.8 |
| CQD | Marginal | 79.5 | 96.3 | 83.2 | 92.2 | 83.5 | 65.8 | 75.7 | 84.8 | 79.4 |
| | Multiply | 49.2 | 57.8 | 51.1 | 53.1 | 51.4 | 40.6 | 45.1 | 50.6 | 47.4 |
| | Joint | 23.0 | 38.0 | 29.7 | 34.2 | 26.4 | 21.4 | 25.4 | 24.0 | 26.0 |
| LMPNN | Marginal | 88.5 | 96.6 | 81.5 | 90.9 | 85.3 | 65.0 | 70.7 | 83.1 | 76.7 |
| | Multiply | 55.7 | 62.4 | 50.3 | 53.3 | 54.0 | 40.8 | 42.6 | 50.3 | 46.5 |
| | Joint | 23.4 | 36.4 | 25.5 | 29.4 | 24.0 | 16.6 | 19.7 | 21.5 | 21.5 |

Table 9: HIT@10 scores(%) of three different types for answering queries with two free variables on FB15k-237. The constant number is fixed to be one. The notation of e , SDAG, Multi, and Cyclic is the same as Table 2.

| Model | HIT@10 Type | $e = 0$ | | $e = 1$ | | | $e = 2$ | | | AVG. |
|--------|-------------|---------|-------|---------|-------|--------|---------|-------|--------|------|
| | | SDAG | Multi | SDAG | Multi | Cyclic | SDAG | Multi | Cyclic | |
| BetaE | Marginal | 37.5 | 29.7 | 33.4 | 28.1 | 35.6 | 30.0 | 25.9 | 41.2 | 31.2 |
| | Multiply | 18.9 | 13.7 | 15.3 | 10.3 | 15.2 | 17.7 | 13.3 | 17.2 | 14.3 |
| | Joint | 0.9 | 1.1 | 1.4 | 0.9 | 3.3 | 1.1 | 0.9 | 3.9 | 1.7 |
| LogicE | Marginal | 40.6 | 30.7 | 36.0 | 29.1 | 34.6 | 29.8 | 25.3 | 41.5 | 31.4 |
| | Multiply | 21.1 | 14.3 | 17.2 | 10.9 | 16.3 | 17.8 | 13.3 | 17.5 | 14.7 |
| | Joint | 1.4 | 1.4 | 1.6 | 0.9 | 3.7 | 1.4 | 1.0 | 4.3 | 1.9 |
| ConE | Marginal | 40.8 | 32.4 | 37.3 | 30.4 | 40.7 | 31.1 | 26.9 | 45.0 | 33.5 |
| | Multiply | 22.1 | 15.2 | 18.4 | 11.7 | 19.3 | 18.5 | 14.8 | 20.9 | 16.5 |
| | Joint | 1.4 | 1.0 | 1.7 | 1.0 | 4.3 | 1.4 | 1.0 | 4.4 | 2.0 |
| CQD | Marginal | 73.8 | 76.8 | 69.0 | 71.9 | 76.3 | 51.1 | 54.4 | 77.0 | 62.9 |
| | Multiply | 23.3 | 9.1 | 18.5 | 9.2 | 16.2 | 14.6 | 9.2 | 19.1 | 12.9 |
| | Joint | 1.5 | 0.6 | 2.0 | 1.1 | 3.4 | 1.5 | 0.9 | 4.4 | 1.9 |
| LMPNN | Marginal | 39.0 | 27.6 | 40.0 | 29.5 | 39.3 | 30.6 | 24.8 | 42.7 | 32.0 |
| | Multiply | 25.1 | 13.9 | 24.3 | 13.3 | 21.6 | 20.0 | 14.0 | 21.1 | 17.1 |
| | Joint | 1.6 | 1.3 | 2.5 | 1.3 | 3.9 | 1.5 | 1.0 | 4.0 | 2.0 |

Table 10: HIT@10 scores(%) of two different types for answering queries with two free variables on FB15k-237(including queries without the marginal hard answer). The constant number is fixed to be two. The notation of e , SDAG, Multi, and Cyclic is the same as Table 2.

| Model | HIT@10 Type | $e = 0$ | | $e = 1$ | | | $e = 2$ | | | AVG. |
|--------|-------------|---------|-------|---------|-------|--------|---------|-------|--------|------|
| | | SDAG | Multi | SDAG | Multi | Cyclic | SDAG | Multi | Cyclic | |
| BetaE | Multiply | 29.1 | 29.1 | 18.3 | 37.5 | 10.4 | 28.0 | 93.6 | 74.6 | 24.1 |
| | Joint | 2.1 | 2.2 | 1.7 | 3.0 | 2.4 | 1.8 | 5.8 | 14.2 | 4.6 |
| LogicE | Multiply | 31.6 | 32.9 | 19.8 | 39.6 | 10.9 | 28.7 | 96.3 | 73.8 | 25.4 |
| | Joint | 2.6 | 2.5 | 2.1 | 3.1 | 2.5 | 2.2 | 6.4 | 15.6 | 5.0 |
| ConE | Multiply | 32.6 | 31.9 | 20.5 | 41.0 | 12.6 | 29.0 | 99.7 | 86.8 | 27.0 |
| | Joint | 3.0 | 2.1 | 1.9 | 3.3 | 2.7 | 2.2 | 6.6 | 16.8 | 5.4 |
| CQD | Multiply | 34.5 | 23.4 | 22.3 | 36.8 | 10.6 | 26.4 | 75.3 | 77.3 | 25.6 |
| | Joint | 2.9 | 1.4 | 2.1 | 3.3 | 2.3 | 2.0 | 5.0 | 15.0 | 5.6 |
| LMPNN | Multiply | 36.8 | 29.3 | 27.5 | 45.8 | 13.9 | 31.2 | 97.0 | 86.5 | 27.9 |
| | Joint | 2.7 | 2.2 | 2.7 | 3.9 | 2.5 | 2.1 | 5.8 | 14.6 | 5.0 |
| FIT | Multiply | 41.5 | 44.4 | 28.9 | 56.8 | 10.2 | 39.4 | 139.7 | 100.3 | 35.0 |
| | Joint | 2.4 | 2.3 | 2.1 | 3.4 | 1.6 | 2.2 | 7.4 | 15.4 | 5.9 |

Table 11: HIT@10 scores(%) of two different types for answering queries with two free variables on FB15k(including queries without the marginal hard answer). The constant number is fixed to be two. The notation of e , SDAG, Multi, and Cyclic is the same as Table 2.

| Model | HIT@10 Type | $e = 0$ | | $e = 1$ | | | $e = 2$ | | | AVG. |
|--------|-------------|---------|-------|---------|-------|--------|---------|-------|--------|------|
| | | SDAG | Multi | SDAG | Multi | Cyclic | SDAG | Multi | Cyclic | |
| BetaE | Multiply | 42.1 | 57.2 | 26.5 | 66.5 | 15.5 | 34.6 | 134.9 | 100.0 | 35.0 |
| | Joint | 6.6 | 9.4 | 4.5 | 10.2 | 4.6 | 4.3 | 16.7 | 26.0 | 9.2 |
| LogicE | Multiply | 48.2 | 65.6 | 31.0 | 71.6 | 16.8 | 37.8 | 143.9 | 105.8 | 38.1 |
| | Joint | 7.5 | 11.2 | 5.6 | 12.5 | 5.3 | 5.6 | 20.4 | 28.5 | 10.5 |
| ConE | Multiply | 50.2 | 72.2 | 32.8 | 74.6 | 18.3 | 38.3 | 149.3 | 114.3 | 40.4 |
| | Joint | 6.8 | 10.0 | 5.2 | 12.5 | 5.5 | 5.2 | 19.4 | 30.4 | 11.0 |
| CQD | Multiply | 48.1 | 55.9 | 31.9 | 69.0 | 15.8 | 29.5 | 93.5 | 103.2 | 37.6 |
| | Joint | 9.4 | 11.4 | 6.6 | 14.8 | 4.8 | 5.5 | 17.5 | 27.2 | 12.0 |
| LMPNN | Multiply | 58.4 | 79.5 | 43.1 | 94.6 | 21.3 | 40.9 | 146.2 | 135.9 | 45.0 |
| | Joint | 8.6 | 12.9 | 6.8 | 15.6 | 6.2 | 5.4 | 19.3 | 31.7 | 11.6 |

Table 12: HIT@10 scores(%) of two different types for answering queries with two free variables on NELL(including queries without the marginal hard answer). The constant number is fixed to be two. The notation of e , SDAG, Multi, and Cyclic is the same as Table 2.

| Model | HIT@10 Type | $e = 0$ | | $e = 1$ | | | $e = 2$ | | | AVG. |
|--------|-------------|---------|-------|---------|-------|--------|---------|-------|--------|------|
| | | SDAG | Multi | SDAG | Multi | Cyclic | SDAG | Multi | Cyclic | |
| BetaE | Multiply | 21.2 | 47.3 | 22.0 | 51.9 | 14.7 | 24.1 | 80.5 | 79.7 | 33.4 |
| | Joint | 4.2 | 19.6 | 6.8 | 19.1 | 5.1 | 6.8 | 26.7 | 24.0 | 14.1 |
| LogicE | Multiply | 26.6 | 52.8 | 28.8 | 63.4 | 16.0 | 32.8 | 103.1 | 88.5 | 38.9 |
| | Joint | 3.8 | 21.5 | 9.7 | 26.0 | 5.9 | 11.5 | 36.9 | 27.3 | 16.5 |
| ConE | Multiply | 25.3 | 51.4 | 23.9 | 53.9 | 16.9 | 27.3 | 90.7 | 90.6 | 36.7 |
| | Joint | 3.4 | 20.2 | 6.4 | 17.0 | 6.1 | 7.2 | 27.0 | 27.1 | 14.2 |
| CQD | Multiply | 30.3 | 48.9 | 30.6 | 64.3 | 15.9 | 33.1 | 88.9 | 91.2 | 40.9 |
| | Joint | 4.4 | 21.9 | 9.8 | 27.5 | 5.6 | 12.0 | 37.6 | 28.1 | 18.0 |
| LMPNN | Multiply | 33.4 | 58.3 | 33.7 | 65.3 | 19.4 | 30.7 | 85.1 | 105.0 | 41.8 |
| | Joint | 4.4 | 23.7 | 10.0 | 21.9 | 5.8 | 8.2 | 23.2 | 28.8 | 15.7 |