

Fake It Without Making It: Conditioned Face Generation for Accurate 3D Face Shape Estimation

Will Rowan¹, Patrik Huber¹, Nick Pears¹, Andrew Keeling²

¹University of York, ²University of Leeds

Abstract

Accurate 3D face shape estimation is an enabling technology with applications in healthcare, security, and creative industries, yet current state-of-the-art methods either rely on self-supervised training with 2D image data or supervised training with very limited 3D data. To bridge this gap, we present a novel approach which uses a conditioned stable diffusion model for face image generation, leveraging the abundance of 2D facial information to inform 3D space. By conditioning stable diffusion on depth maps sampled from a 3D Morphable Model (3DMM) of the human face, we generate diverse and shape-consistent images, forming the basis of SynthFace. We introduce this large-scale synthesised dataset of 250K photorealistic images and corresponding 3DMM parameters. We further propose ControlFace, a deep neural network, trained on SynthFace, which achieves competitive performance on the NoW benchmark, without requiring 3D supervision or manual 3D asset creation.

1. Introduction

Supervised approaches for 3D face shape estimation are limited by a lack of 3D data; 3D capture is costly and time consuming, making large-scale 3D datasets infeasible. This has led to the wide use of self-supervised approaches [32] [31] [37] [27] [4]. However, these approaches have been shown to perform poorly in metric reconstruction [25].

Another approach is synthesising 3D face datasets using computer graphics. Wood et al. [35] render a large scale dataset using a parametric face model and library of hand-crafted assets to train an accurate 2D landmark regressor. They are then able to fit a 3D face model to the predicted landmarks [36]. This leads to robust performance but there remains a large domain gap; the images are not photorealistic, the process requires crafted assets, and it is computationally expensive. They propose to ‘fake it till you make it’ with crafted ‘fake’ data enabling them to ‘make it’ with strong performance in the real world. We ‘fake’ it without having to make any assets at all.




Figure 1. SynthFace, our dataset of photorealistic faces and corresponding 3DMM parameters, is generated using conditioned stable diffusion and rendered depth maps from the FLAME head model. The first example is shown alongside the conditioning depth map.

Zielonka et al. [39] annotate and unify existing 3D face datasets to enable supervised training of their MICA (Metric fAce) network. This is the current state-of-the-art in metric 3D face reconstruction from a single image on the NoW benchmark [25]. 2D knowledge of the human face is incorporated through their use of ArcFace as a feature extractor. However, this approach does not take advantage of the wealth of 2D face data to increase the size of the dataset itself. We use 2D data in both dataset construction and within our network for accurate 3D face reconstruction from a large-scale 3D dataset.

We propose that image generation has reached a critical point where it can be used to bridge the gap between 2D and 3D, helping us solve 3D face reconstruction in a supervised manner. We use the generative capabilities of a 3D Morphable Model (3DMM) as conditioning for a stable diffusion image generation model. Hence, we combine known 3D shape information about the human face with 2D data on the appearance of human faces. This results in a photorealistic 2D face image with known 3D shape, as shown in

Figure 1.

The unification of existing 3D datasets through MICA has shown promising results in 3D face shape estimation, but it represents an upper bound on a dataset for supervised 3DMM regression unless more 3D data is collected. We overcome this limitation by devising a dataset generation pipeline which combines 2D and 3D generative models. This is achieved using ControlNet [38], which adds conditional control to Stable Diffusion [24]. We use ControlNet to condition stable diffusion 1.5 on depth maps of our generated 3D faces. In doing so, we produce a large-scale dataset of known 3DMM parameters and generated 2D face images.

The primary contributions of our work are twofold: First, we introduce SynthFace, the first large-scale synthesised dataset of 250K photorealistic faces, depth maps, and corresponding 3DMM parameters, which significantly expands the available data for training and evaluating 3D face shape estimation models. Second, we introduce ControlFace, a network trained on this dataset. With ControlFace, we demonstrate competitive performance on the NoW benchmark, demonstrating that knowledge from 2D generative image models can be integrated to improve 3D face shape estimation.

In summary, our work presents a novel approach to bridge the gap between the limited availability of 3D data and the abundance of 2D data for face shape estimation. Our method is simple to implement, easily extensible, and computationally inexpensive. Future improvements to image generation models, conditioning methods, and 3D face models can all be easily exploited using our method. Through introducing SynthFace and demonstrating the effectiveness of ControlFace, we reveal a promising new direction for improving 3D face shape estimation.

2. Related Work

3D face shape estimation from a single image represents a significant challenge in the field of computer vision. It is an ill-posed problem due to the effects of perspective and scaling, which can result in similar 2D representations from different faces. To tackle this, 3D Morphable Models (3DMMs) have been extensively used since their introduction by Blanz and Vetter [2] as they offer prior knowledge of human facial structure and help resolve ambiguities.

3DMMs provide a compact representation of the human face, allow additional constraints to be placed on reconstructions, and facilitate morphing between faces. Furthermore, their generative capabilities enable the sampling of realistic, geometrically consistent faces from within the model’s space [9].

However, despite the widespread success of supervised learning across computer vision tasks, it has been severely limited in 3D face reconstruction due to a lack of training

data. In this context, supervised learning involves the use of paired 2D-to-3D data, whether real or synthetic, which formally comprises a set of face images and their corresponding 3D model representations [25].

To navigate the scarcity of 3D supervision, many recent approaches have considered optimisation-based and self-supervised methods, but these have shown poor performance on metric benchmarks [25]. Consequently, there is a need to explore supervised approaches to reconstruction and the collection of large-scale 3D training data to simplify the task.

In this work, we explore how the analytical and generative applications of 3DMMs can be combined to achieve accurate 3D face reconstruction. To achieve this, we examine current supervised methods for reconstruction, photorealistic face generation in both 2D and 3D, and how these approaches can be integrated to enable accurate 3D face reconstruction.

2.1. Supervised Reconstruction

One of the earliest notable approaches to supervised reconstruction using deep learning is by Tran et al. [33]. They create surrogate ground truth parameters using pooled multi-image 3DMM estimation. This process involves optimisation-based reconstructions for each image of an individual, with final shape and texture parameters being a weighted average of individual estimations. This is a clever observation: taking advantage of existing 2D multi-image data to improve 3D reconstruction from a single image. This dataset is then used for supervised training with a deep CNN. Despite its novelty in leveraging existing 2D multi-image data for improved 3D reconstruction, this approach is inherently limited by the initial reconstruction method used to generate the training data; at best, it can learn to be as good as this method.

Richardson et al. [23] generate face geometries directly from a 3DMM, rendering the face as an image under randomised lighting conditions. This results in a dataset of images with known 3DMM parameters; however these images are far from photorealistic. This points to a wider problem in synthesised approaches: a domain gap between synthesised and real data that makes generalisation difficult and task performance poor [13].

In contrast, Wood et al. [35] render highly realistic 3D face models for landmark localisation, demonstrating that synthesised data can be used to solve real world problems in the wild. Wood et al. [36] build upon this work to train a dense landmark regressor for 702 facial points. A morphable model is fitted to these dense landmarks, leading to state-of-the-art results in 3D face reconstruction.

The success of this approach affirms the potential of network-based methods in advancing 3D shape estimation. However, this approach requires the manual creation of 3D

assets with associated time, financial, and computational costs. Furthermore, the rendered images fall short of photorealism which limits their uses for direct 3DMM regression.

Other approaches have considered using the 3D data we have rather than relying on synthesised datasets. Zielonka et al. [39] achieve state-of-the-art performance on the NoW benchmark through unifying existing 3D face datasets. This demonstrates the importance of supervision for reconstruction performance even when supervised with minimal available data. However, this approach already represents the upper bound for supervised learning using 3D data, unless further data is collected. In combining 8 existing datasets, they reach just 2315 individuals; this remains a small dataset for supervised learning techniques. Hence, a generative approach similar to Wood et al. [35] is required for unconstrained dataset generation.

Other significant works in this field include exploring a hybrid loss function for weakly-supervised learning [7], generating surrogate ground truth data via multi-image 3DMM fitting using joint optimisation [16], and learning an image-to-image translation network using known depth and feature maps generated from a 3DMM [26].

In our work, we build upon these existing supervised learning methods, combining 2D generative image models and 3D face models. This approach allows us to develop a dataset larger than that proposed by Wood et al. [35] but without the extensive effort required to create 3D assets. We ‘fake it’ without making it. By leveraging state-of-the-art generative image models, we generate photorealistic images comparable to those used to train MICA [39] while being able to scale dataset size to orders of magnitude above theirs. By taking this novel approach, we aim to significantly advance the field of 3D face reconstruction, introducing a new methodology to achieve 3D face reconstruction using supervised learning.

2.2. Optimising Identity Vectors

The loss function used for supervised 3D reconstruction requires careful consideration. Tran et al. [33] introduce an asymmetric Euclidean loss for minimising errors between predicted and actual parameter vectors; this decouples over-estimation errors from under-estimation errors. A standard Euclidean loss favours estimates close to 0 due to 3DMM parameters following a multivariate Gaussian distribution centred at zero by construction. They report more realistic face reconstructions using their asymmetric Euclidean loss.

However, these losses minimise distance in the vector space of 3DMM parameters rather than minimising reconstruction error directly. Richardson et al. [23] directly calculate the Mean Squared Error (MSE) between generated 3D mesh representations. This ensures the loss takes into account how the parameter values affect the reconstructed geometry. Zielonka et al. [39] similarly follow a mesh-

based loss but introduce a region dependent weight mask to weigh the facial region much higher than the rest of the head. We seek accurate 3D face shape estimation so we will optimise directly in 3D space using a mesh loss.

2.3. Realistic Parameterised Faces

Automating the tedious manual work behind photorealistic face generation remains an open challenge and long term goal of 3D face representations [9]. 3DMMs provide parametric control but generate unrealistic images; Generative Adversarial Networks (GANs) generate photorealistic images but lack explicit control [11]. Combining the parametric control of a 3DMM with the expressive power of generative models for faces has the potential to create large-scale datasets for supervised 3D face reconstruction.

Recent work has sought to harness the best of both worlds. StyleRig [30] was the first approach to offer explicit control over a pretrained StyleGAN through a 3DMM, allowing for parametric editing of generated images. Building on this, Ghosh et al. [11] condition StyleGAN2 [14] on rendered FLAME [15] geometry and photometric details to add parametric control to GAN-based face generation, facilitating full control over the image generation process. Sun et al. [29] propose a NeRF-based 3D face synthesis network which enforces similarity with a mesh generated by a 3DMM. However, in all these cases, the resulting images fall short of photorealism.

In the field of image synthesis, probabilistic diffusion models now represent the state-of-the-art, surpassing the capabilities of GANs [8]. These models, which have developed significantly since their proposal [28], have been further improved by concurrent advances in transformer-based architectures [34] and text-image embedding spaces [21]. Publicly available text-image embedding spaces such as CLIP [18] have further diversified and enhanced these models [20].

Stable Diffusion is a powerful text-to-image diffusion model, synthesising high resolution images from textual prompts using a Latent Diffusion architecture [24]. ControlNet [38], a HyperNetwork that influences the weights of a larger paired network [12], enables a variety of input modalities to be used to condition the output of Stable Diffusion. Implementations include depth maps, user sketches, and normal map conditioning networks, among others. We use their depth version of ControlNet that utilises MiDaS [22] to obtain 3M depth-image-caption pairs for training.

Unlike previous methods, ControlFace enables photorealistic image generation with strong shape control. For our use case, this enables us to create our own large-scale dataset of photorealistic images and known 3DMM parameters, with conditioning depth maps being generated from an existing model of 3D face shape.

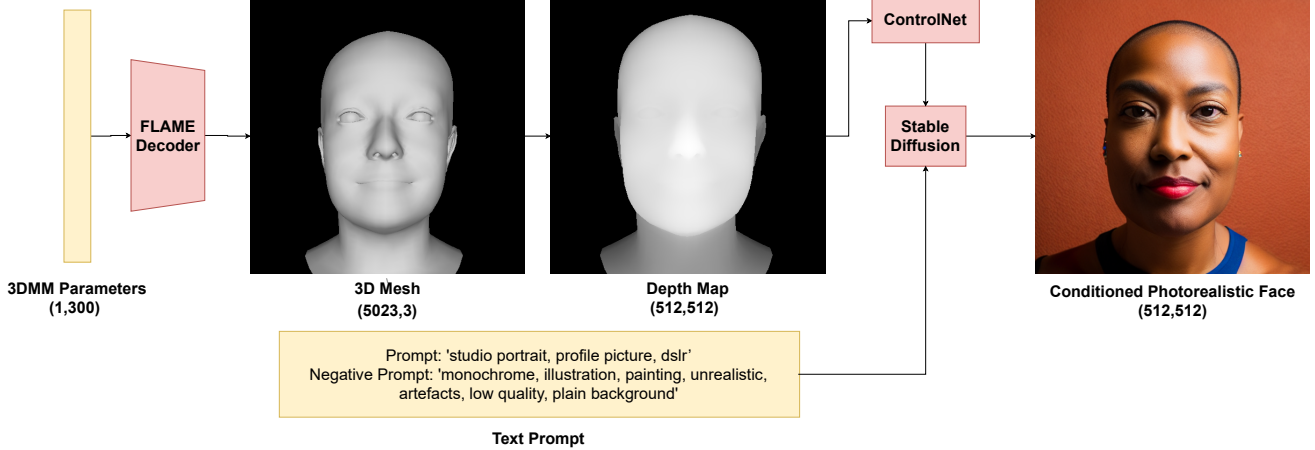


Figure 2. SynthFace generation pipeline. We sample a 300 dimensional shape vector and use the FLAME decoder to produce a 3D mesh. We extract a depth map from this mesh which is used alongside a textual prompt as conditioning to generate a photorealistic face.

3. SynthFace: Fake It Without Making It

We present SynthFace, a comprehensive training dataset for 3D face shape estimation, comprising 250K photorealistic faces with 10K distinct 3D facial shapes. These (512, 512) resolution images were rendered in 30 hours utilising 12 GTX 1080 GPUs, which demonstrates a significantly lower resource requirement compared to similar work [35].

To create SynthFace, we first sample 10K faces from the FLAME head model. For each of these faces, we render five depth maps under different perspective projections; this is achieved by setting a constant 72.4° fov and varying the distance between camera and subject. This gives us 50K depth maps. Each depth map captures a different perceived shape due to the effects of perspective projection. This is designed to enable networks trained on SynthFace to disentangle identity and perspective effects from the underlying 3D shape. We then use ControlNet to condition stable diffusion 1.5 to produce photorealistic faces that adhere to the shape of these depth maps. This is performed five times for each depth map, resulting in 250K photorealistic images with corresponding 3DMM parameters which we used to render the conditioning depth maps. Figure 2 shows this pipeline.

In contrast to other 3D face datasets, we include a large number of different identities for the same face shape. An identity here is an individual recognisable person in 2D image space; a shape is the 3D mesh as parameterised by the 3DMM. We produce 25 images per distinct 3D shape, each capturing a different visual identity, but with the same underlying shape. Figure 3 shows how different identities are included within SynthFace for the same shape. We believe we are the first to incorporate this approach into a dataset



Figure 3. SynthFace includes different visual identities for the same 3D shape. The first column shows two rendered depth maps of the same 3D shape under different perspective projections. The following images in each row are conditioned on that depth map.

for 3D face shape estimation by design. Hence, SynthFace enables disentanglement of shape and identity through supervised learning.

3.1. 3D Face Model

We use the FLAME head model [15] as a generative model for face shape. FLAME is a linear 3DMM with both identity and expression parameters. Linear blend skinning (LBS) and pose-determined corrective blendshapes are used to model the neck, jaw, and eyeballs around joints. This results in a head model containing $N = 5023$ vertices and $K = 4$ joints.

FLAME takes coefficients for shape $\vec{\beta} \in \mathbb{R}^{|\beta|}$, pose $\vec{\theta} \in \mathbb{R}^{|\theta|}$, and expression $\vec{\psi} \in \mathbb{R}^{|\psi|}$. These are modelled as vertex displacements from a template mesh \bar{T} . A skinning

function W rotates the vertices of T around joints $J \in \mathbb{R}^{3K}$. This is linearly smoothed by blendweights $\mathcal{W} \in \mathbb{R}^{K \times N}$. The model is formally defined as:

$$M(\vec{\beta}, \vec{\theta}, \vec{\psi}) = W(T_P(\vec{\beta}, \vec{\theta}, \vec{\psi}), \mathbf{J}(\vec{\beta}), \vec{\theta}, \mathcal{W}) \quad (1)$$

where

$$T_P(\vec{\beta}, \vec{\theta}, \vec{\psi}) = \bar{\mathbf{T}} + B_S(\vec{\beta}; S) + B_P(\vec{\theta}; P) + B_E(\vec{\psi}; E) \quad (2)$$

Due to different face shapes requiring different joint locations, joints are defined as a function of $\vec{\beta}$. Equation 2 includes shape, pose, and expression blendshapes. We sample shape coefficients and set pose and expression coefficients to 0. We use equation 1 to generate a complete 3D mesh of the head from these coefficients.

This approach enables us to create an arbitrary number of human head shapes, each compactly represented by a set of 3DMM parameters. Approaches which directly render textured versions of meshes to 2D suffer from low-fidelity, unrealistic outputs. Instead, we extract the depth map of each mesh to pass to ControlNet, generating realistic faces in the 2D domain.

3.2. Depth Map Generation

In building SynthFace, we use all 300 FLAME shape parameters ($\vec{\beta}$). We later use ArcFace as a feature extractor [6]. This network has been trained to extract discriminative facial features with invariance to rotation and expression of the face. ArcFace uses a novel additive angular margin loss to increase inter-class distance while reducing intra-class distance. Hence, we chose not to model these variations within our dataset. We believe this learning is better performed in the 2D domain with pre-trained networks specialised for these tasks.

We sample identity parameters, $\vec{\beta}$, individually from a Gaussian distribution with mean 0 and s.d. 0.8. This enables a wide variation of face shape within our dataset. Expression coefficients, $\vec{\psi}$, are set to 0. We further set pose coefficients, $\vec{\theta}$, to 0. This results in a fixed frontal pose, which is suitable as input for identity descriptor networks such as ArcFace [6]. We use a perspective camera with a 72.4° field of view. We vary the distance between the camera and subject from 100 to 400 world units using uniform sampling. This leads to perspective projection effects which model changes observed in real life, enabling a network to learn to deal with these effects.

3.3. Conditioned Face Generation

We use the depth version of ControlNet to modulate the output of Stable Diffusion 1.5. It takes a depth map and textual prompt (positive and negative prompt) as input to

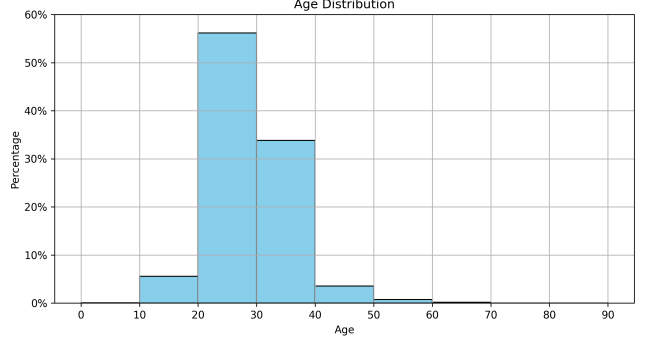


Figure 4. SynthFace age distribution.

produce an image. We produce 5 images per prompt. The inference procedure is set to run for 15 steps. The following prompt was used: Prompt: ‘studio portrait, profile picture, dslr’, Negative Prompt: ‘monochrome, illustration, painting, unrealistic, artefacts, low quality, plain background’.

A systematic method was undertaken to iteratively refine our prompt to generate realistic human faces. This process involved starting with a single text prompt, ‘studio portrait’, and iteratively adding single phrases, both to positive and negative prompts, to build an improved prompt. The impact of these additional phrases was qualitatively evaluated in each case with only phrases that produced more visually lifelike outputs kept.

3.4. Dataset Demographics

We use FaceLib [1] to estimate age and gender information from all generated faces within SynthFace. SynthFace is estimated to be 83.1% male and 16.9%; this binary is reductive but useful as a diagnostic. Figure 4 details the estimated distribution of ages in SynthFace. It is important to document the demographic data of a proposed dataset, as performance can be expected to be worse on those outside of the data distribution. Each generated face reflects data distributions within FLAME, Stable Diffusion, and how these are linked through ControlNet.

4. ControlFace: Accurate 3D Face Shape Estimation

We introduce ControlFace, a deep neural network trained on SynthFace. This network aims to disentangle shape from identity and perspective through supervised training on a large dataset which contains multiple identities for the same shape. It accepts an image as input and outputs a shape vector $x \in \mathbb{R}^{300}$ for the FLAME decoder. All architectures, training, and evaluation are implemented using PyTorch [17]. Figure 5 shows the training process in full. Figure 6 shows ControlFace at inference time.

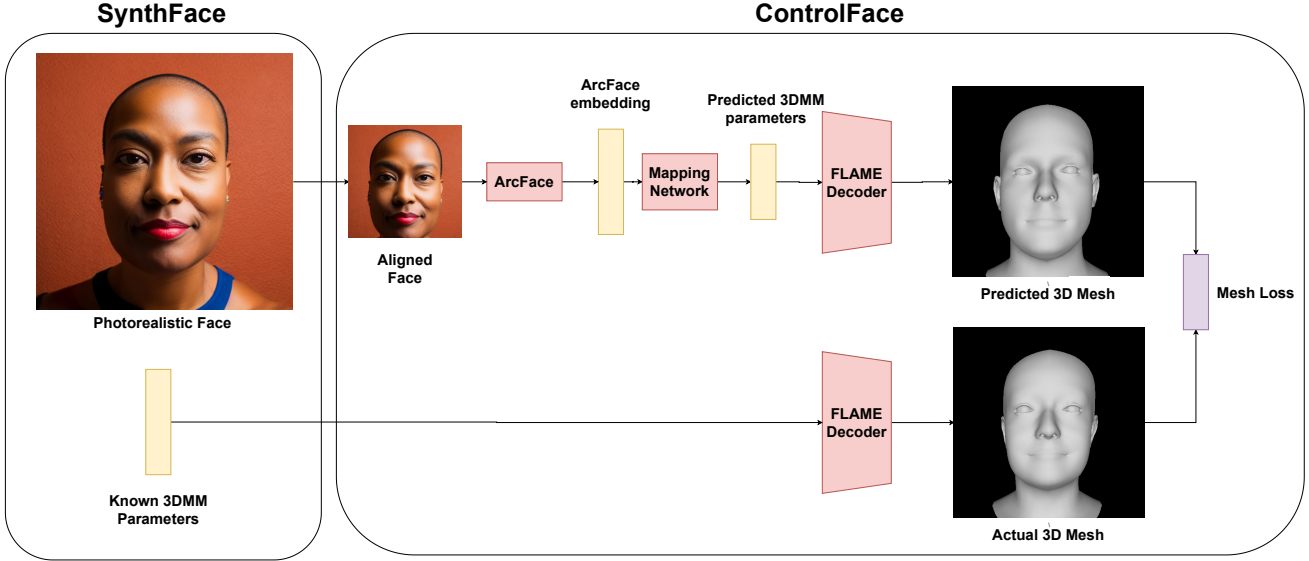


Figure 5. ControlFace training. We train the mapping network within ControlFace on the SynthFace dataset. It is trained to minimise the mesh reconstruction error between a predicted 3D mesh and known 3D mesh for each image in SynthFace.

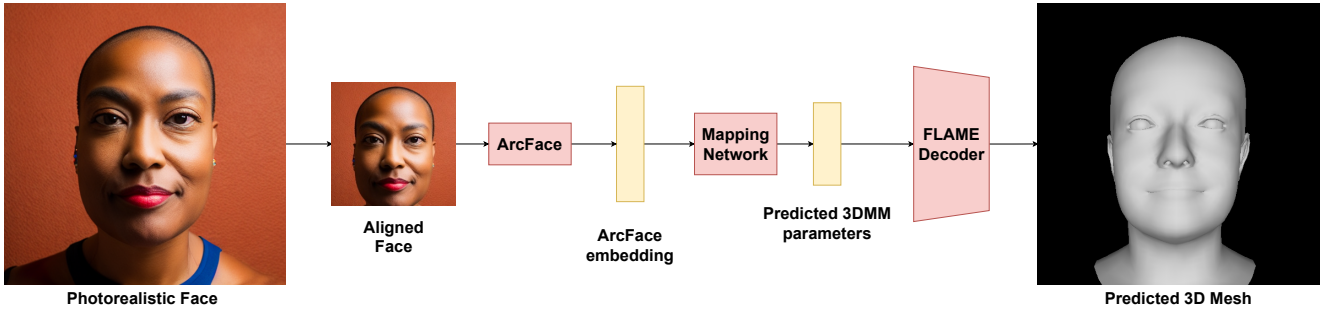


Figure 6. ControlFace at inference. ControlFace accepts an image as input, aligns it, and calculates an ArcFace embedding from this aligned detected face. A mapping network converts this ArcFace embedding to 3DMM parameters. The FLAME decoder generates a full head mesh from these parameters.

4.1. Training Data

We use the entirety of SynthFace as our training data. SynthFace contains 250K images of 10K unique shape identities. A unique shape identity is defined as a unique set of 3DMM parameters. For each of these unique shape identities, we render five depth maps under different perspective projections and five images for each of these depth maps.

4.2. Pre-processing

First, faces are detected in each image using RetinaFace [5]. This provides a bounding box used to crop each image and warp it to a frontal pose. The images in SynthFace share a common frontal pose by design. However, this detection and warping step remains crucial. In-the-wild images have

various poses which our approach must be able to handle. Next, we use the pretrained ArcFace network as a feature extractor for face description. ArcFace’s 512-dimensional output embedding is used as input for a mapping network.

4.3. Mapping Network

We use the mapping network presented by Zielonka et al. [39]. This network consists of three fully-connected layers followed by a linear output layer. We train this network to regress a shape vector $x \in \mathbb{R}^{300}$. This vector contains coefficients for all 300 identity bases in the FLAME head model. Weights are randomly initialised.

4.4. Training Strategy

We split SynthFace into training and validation sets, following a 80/20 split. We train our mapping network on the

training set and select the best performing model based on the validation loss; we use early stopping with a patience of 20 to achieve this and run for 100 epochs.

We use the AdamW optimizer for optimisation with learning rate $\eta = 1 \times 10^{-5}$ and weight decay $\lambda = 2 \times 10^{-4}$. We use the same optimisation strategy and loss function as they present originally in [39]. We use their masked mesh loss which puts emphasis on inner facial regions in reconstruction. This loss is detailed here:

$$L = \sum_{(I,G)} |\kappa_{\text{mask}}(G_{3\text{DMM}}(M(\text{ArcFace}(I))) - G)|, \quad (1)$$

This loss is calculated for all pairs of input images, I , and known meshes, G , within SynthFace. ($G_{3\text{DMM}}(M(\text{ArcFace}(I)))$ is the predicted mesh after the image is passed through ArcFace, the mapping network M , and then the FLAME decoder $G_{3\text{DMM}}$. κ_{mask} is a region-dependent weight mask with values: 150 for the face region, 1 for the back of the head, and 0.1 for the eyes and ears.

5. Experiments and Evaluation

We test our proposed method against the NoW benchmark [25]. The NoW benchmark consists of 2054 images for 100 identities. It has become the standard benchmark for evaluating 3D face shape estimation from 2D images. These are split into validation and test sets consisting of 20 and 80 identities respectively. For each individual, the dataset includes images under different poses, occlusions, and expressions. We use the publicly available validation set of NoW for evaluation. First, a rigid alignment of the predicted meshes to the scans is performed using key facial landmarks. Then the scan-to-mesh distance between the predicted mesh and scan is performed for each vertex. The mean, median, and standard deviations of these distances is computed across all images in the given set. Table 1 shows a comparison of ControlFace with current state-of-the-art methods.

Method	Median	Mean	Std
Deep3D [7]	1.286	1.864	2.361
DECA (detail)	1.19	1.469	1.249
DECA [10]	1.178	1.464	1.253
AlbedoGAN (detail)	0.95	1.173	0.987
MICA [39]	0.913	1.130	0.948
AlbedoGAN [19]	0.903	1.122	0.957
ControlFace (ours)	1.192	1.472	1.222

Table 1. Reconstruction error (mm) on the validation set of the NoW benchmark [25] in non-metrical reconstruction. Comparison results are presented from [19].

Our results are competitive with the current state-of-the-art in 3D face shape estimation without requiring any

ground truth data. We achieve this by introducing a novel method for large dataset generation for 3D face shape estimation. Our work with ControlFace demonstrates that supervised training on this dataset leads to accurate 3D face shape estimation.

Crucially, our work is easily extensible. A longer generation time can lead to a larger dataset and improvements in 2D and 3D generative model capabilities can directly feed into future work. We believe this will enable future versions of SynthFace to close the performance gap with methods such as MICA and AlbedoGAN. Datasets for specific use cases, be that large pose variations or expressions, can be created by updating parameters in our generation code.

In unifying existing 3D face datasets, MICA reaches a natural limit in supervised learning on existing data sources. This is where the opportunity for synthesised approaches such as SynthFace lies. SynthFace can scale beyond this natural limit in real paired data.

6. Limitations and Future Work

The current iteration of SynthFace exclusively models variations in shape, leaving out expressive variations. Consequently, ControlFace solely focuses on shape prediction. It may be beneficial for future research to include varying expressions within the dataset or to devise a separate network to model these variations independently.

Our method employs ArcFace to generate a facial identity descriptor, which serves as the input to our mapping network. Importantly, this is an identity embedding and not a shape embedding. We make the assumption that the ArcFace-learned identity encompasses shape and that our mapping network can extract shape from this. Future research should explore retraining ArcFace or similar networks to more specifically extract shape information. Furthermore, the embedding network could be removed entirely, replacing it with a single network that learns to map images to 3DMM parameters in a supervised manner.

We utilise individual depth maps derived from a 3D face model to condition stable diffusion. Our knowledge of the full 3D geometry could be utilised further to improve the conditioned image. This could involve multi-image or even multi-modal conditioning to allow for even greater shape consistency between the 3D model and the generated 2D image.

We must also consider the ethical implications of our work. We show our conditioned stable diffusion approach to generate a dataset of predominantly younger men. This is a clear limitation. We also recognise that we use a deep-learning based age and gender estimator for this analysis which itself will be biased. Commercial gender classification systems were found to exhibit large variations in performance based on an individual’s skin tone; they misclassified dark-skinned females more than any other group [3].

Buolamwini et al. found that these systems were trained on datasets including predominantly light-skinned training subjects.

We agree with their proposals for intersectional error analysis using a benchmark balanced by gender and skin colour [3]. This does not currently exist for 3D face shape estimation. Further work should consider the creation of such a benchmark to enable the accuracy of approaches for specific subgroups of individuals to be analysed.

Generative models like stable diffusion require extensive datasets for training, which typically rely on publicly available data. Consequently, there’s a likelihood that individuals’ data has been used without their explicit consent. This raises clear ethical and legal concerns, particularly for models deployed in the real world.

Accurate 3D face shape estimation finds application in areas such as prosthesis design, yet it can also be utilised for malevolent purposes, including deepfake creation and mass surveillance. These potential misuses must be considered during model development and deployment and weighed against potential benefits.

7. Conclusion

In this work, we have addressed a key challenge in 3D face shape estimation by proposing a method for generating a large-scale dataset for supervised training. Our method combines existing 2D and 3D generative models to produce photorealistic images with corresponding 3DMM parameters. The resulting dataset, SynthFace, is the largest dataset of its kind and offers unique opportunities to disentangle shape from identity for accurate 3D face shape estimation.

Our results prove competitive with the existing state-of-the-art in the field of 3D face shape estimation. Notably, our technique does not rely on any ground truth data. Unlike previous methods, ours is easily extensible, computationally inexpensive, and produces photorealistic face images. We see this approach to solving 3D problems by using conditioned 2D diffusion models to hold great potential, particularly as existing 3D face datasets reach their limit for supervised learning.

We expect improvements in image generation, 3D face models, and conditioning networks to all improve the accuracy of this method for 3D face reconstruction; our work provides a clear path for continuous improvement. We believe this work will form the basis of a number of exciting developments in the future of this domain.

References

- [1] Sajjad Ayoubi. Facelib, 2019. 5
- [2] Volker Blanz and Thomas Vetter. A morphable model for the synthesis of 3d faces. In *Proceedings of the 26th annual conference on Computer graphics and interactive techniques*, pages 187–194, 1999. 2
- [3] Joy Buolamwini and Timnit Gebru. Gender shades: Intersectional accuracy disparities in commercial gender classification. In *Conference on fairness, accountability and transparency*, pages 77–91, 2018. 7, 8
- [4] Yajing Chen, Fanzi Wu, Zeyu Wang, Yibing Song, Yonggen Ling, and Linchao Bao. Self-supervised learning of detailed 3d face reconstruction. *IEEE Transactions on Image Processing*, 29:8696–8705, 2020. 1
- [5] Jiankang Deng, Jia Guo, Evangelos Ververas, Irene Kotisa, and Stefanos Zafeiriou. Retinaface: Single-shot multi-level face localisation in the wild. In *Proceedings of the IEEE/CVF conference on computer vision and pattern recognition*, pages 5203–5212, 2020. 6
- [6] Jiankang Deng, Jia Guo, Niannan Xue, and Stefanos Zafeiriou. Arcface: Additive angular margin loss for deep face recognition. In *Proceedings of the IEEE/CVF conference on computer vision and pattern recognition*, pages 4690–4699, 2019. 5
- [7] Yu Deng, Jiaolong Yang, Sicheng Xu, Dong Chen, Yunde Jia, and Xin Tong. Accurate 3d face reconstruction with weakly-supervised learning: From single image to image set. In *Proceedings of the IEEE/CVF conference on computer vision and pattern recognition workshops*, pages 0–0, 2019. 3, 7
- [8] Prafulla Dhariwal and Alexander Nichol. Diffusion models beat gans on image synthesis. *Advances in Neural Information Processing Systems*, 34:8780–8794, 2021. 3
- [9] Bernhard Egger, William AP Smith, Ayush Tewari, Stefanie Wuhrer, Michael Zollhoefer, Thabo Beeler, Florian Bernard, Timo Bolkart, Adam Kortylewski, Sami Romdhani, et al. 3d morphable face models—past, present, and future. *ACM Transactions on Graphics (TOG)*, 39(5):1–38, 2020. 2, 3
- [10] Yao Feng, Haiwen Feng, Michael J Black, and Timo Bolkart. Learning an animatable detailed 3d face model from in-the-wild images. *ACM Transactions on Graphics (ToG)*, 40(4):1–13, 2021. 7
- [11] Partha Ghosh, Pravir Singh Gupta, Roy Uziel, Anurag Ranjan, Michael J Black, and Timo Bolkart. Gif: Generative interpretable faces. In *2020 International Conference on 3D Vision (3DV)*, pages 868–878. IEEE, 2020. 3
- [12] David Ha, Andrew Dai, and Quoc V Le. Hypernetworks. *arXiv preprint arXiv:1609.09106*, 2016. 3
- [13] Amlan Kar, Aayush Prakash, Ming-Yu Liu, Eric Cameracci, Justin Yuan, Matt Rusiniak, David Acuna, Antonio Torralba, and Sanja Fidler. Meta-sim: Learning to generate synthetic datasets. In *Proceedings of the IEEE/CVF International Conference on Computer Vision*, pages 4551–4560, 2019. 2
- [14] Tero Karras, Samuli Laine, Miika Aittala, Janne Hellsten, Jaakko Lehtinen, and Timo Aila. Analyzing and improving the image quality of stylegan. In *Proceedings of the IEEE/CVF conference on computer vision and pattern recognition*, pages 8110–8119, 2020. 3
- [15] Tianye Li, Timo Bolkart, Michael J Black, Hao Li, and Javier Romero. Learning a model of facial shape and expression from 4d scans. *ACM Trans. Graph.*, 36(6):194–1, 2017. 3, 4
- [16] Feng Liu, Ronghang Zhu, Dan Zeng, Qijun Zhao, and Xiaoming Liu. Disentangling features in 3d face shapes for

- joint face reconstruction and recognition. In *Proceedings of the IEEE conference on computer vision and pattern recognition*, pages 5216–5225, 2018. 3
- [17] Adam Paszke, Sam Gross, Francisco Massa, Adam Lerer, James Bradbury, Gregory Chanan, Trevor Killeen, Zeming Lin, Natalia Gimelshein, Luca Antiga, et al. Pytorch: An imperative style, high-performance deep learning library. *Advances in neural information processing systems*, 32, 2019. 5
- [18] Alec Radford, Jong Wook Kim, Chris Hallacy, Aditya Ramesh, Gabriel Goh, Sandhini Agarwal, Girish Sastry, Amanda Askell, Pamela Mishkin, Jack Clark, et al. Learning transferable visual models from natural language supervision. In *International conference on machine learning*, pages 8748–8763. PMLR, 2021. 3
- [19] Aashish Rai, Hires Gupta, Ayush Pandey, Francisco Vicente Carrasco, Shingo Jason Takagi, Amaury Aubel, Daeil Kim, Aayush Prakash, and Fernando De la Torre. Towards realistic generative 3d face models. *arXiv preprint arXiv:2304.12483*, 2023. 7
- [20] Aditya Ramesh, Prafulla Dhariwal, Alex Nichol, Casey Chu, and Mark Chen. Hierarchical text-conditional image generation with clip latents. *arXiv preprint arXiv:2204.06125*, 2022. 3
- [21] Aditya Ramesh, Mikhail Pavlov, Gabriel Goh, Scott Gray, Chelsea Voss, Alec Radford, Mark Chen, and Ilya Sutskever. Zero-shot text-to-image generation. In *International Conference on Machine Learning*, pages 8821–8831. PMLR, 2021. 3
- [22] René Ranftl, Katrin Lasinger, David Hafner, Konrad Schindler, and Vladlen Koltun. Towards robust monocular depth estimation: Mixing datasets for zero-shot cross-dataset transfer. *IEEE transactions on pattern analysis and machine intelligence*, 44(3):1623–1637, 2020. 3
- [23] Elad Richardson, Matan Sela, and Ron Kimmel. 3d face reconstruction by learning from synthetic data. In *2016 fourth international conference on 3D vision (3DV)*, pages 460–469. IEEE, 2016. 2, 3
- [24] Robin Rombach, Andreas Blattmann, Dominik Lorenz, Patrick Esser, and Björn Ommer. High-resolution image synthesis with latent diffusion models. In *Proceedings of the IEEE/CVF Conference on Computer Vision and Pattern Recognition*, pages 10684–10695, 2022. 2, 3
- [25] Soubhik Sanyal, Timo Bolkart, Haiwen Feng, and Michael J Black. Learning to regress 3d face shape and expression from an image without 3d supervision. In *Proceedings of the IEEE/CVF Conference on Computer Vision and Pattern Recognition*, pages 7763–7772, 2019. 1, 2, 7
- [26] Matan Sela, Elad Richardson, and Ron Kimmel. Unrestricted facial geometry reconstruction using image-to-image translation. In *Proceedings of the IEEE International Conference on Computer Vision*, pages 1576–1585, 2017. 3
- [27] Jiaxiang Shang, Tianwei Shen, Shiwei Li, Lei Zhou, Mingmin Zhen, Tian Fang, and Long Quan. Self-supervised monocular 3d face reconstruction by occlusion-aware multi-view geometry consistency. In *European Conference on Computer Vision*, pages 53–70. Springer, 2020. 1
- [28] Jascha Sohl-Dickstein, Eric Weiss, Niru Maheswaranathan, and Surya Ganguli. Deep unsupervised learning using nonequilibrium thermodynamics. In *International Conference on Machine Learning*, pages 2256–2265. PMLR, 2015. 3
- [29] Keqiang Sun, Shangzhe Wu, Ning Zhang, Zhaoyang Huang, Quan Wang, and Hongsheng Li. Cgof++: Controllable 3d face synthesis with conditional generative occupancy fields. *arXiv preprint arXiv:2211.13251*, 2022. 3
- [30] Ayush Tewari, Mohamed Elgharib, Gaurav Bharaj, Florian Bernard, Hans-Peter Seidel, Patrick Pérez, Michael Zollhofer, and Christian Theobalt. Stylerig: Rigging stylegan for 3d control over portrait images. In *Proceedings of the IEEE/CVF Conference on Computer Vision and Pattern Recognition*, pages 6142–6151, 2020. 3
- [31] Ayush Tewari, Michael Zollhöfer, Pablo Garrido, Florian Bernard, Hyeonwoo Kim, Patrick Pérez, and Christian Theobalt. Self-supervised multi-level face model learning for monocular reconstruction at over 250 hz. In *Proceedings of the IEEE conference on computer vision and pattern recognition*, pages 2549–2559, 2018. 1
- [32] Ayush Tewari, Michael Zollhofer, Hyeonwoo Kim, Pablo Garrido, Florian Bernard, Patrick Perez, and Christian Theobalt. Mofa: Model-based deep convolutional face autoencoder for unsupervised monocular reconstruction. In *Proceedings of the IEEE International Conference on Computer Vision Workshops*, pages 1274–1283, 2017. 1
- [33] Anh Tuan Tran, Tal Hassner, Iacopo Masi, and Gérard Medioni. Regressing robust and discriminative 3d morphable models with a very deep neural network. In *Proceedings of the IEEE conference on computer vision and pattern recognition*, pages 5163–5172, 2017. 2, 3
- [34] Ashish Vaswani, Noam Shazeer, Niki Parmar, Jakob Uszkoreit, Llion Jones, Aidan N Gomez, Łukasz Kaiser, and Illia Polosukhin. Attention is all you need. *Advances in neural information processing systems*, 30, 2017. 3
- [35] Erroll Wood, Tadas Baltrušaitis, Charlie Hewitt, Sebastian Dziaidzio, Thomas J Cashman, and Jamie Shotton. Fake it till you make it: face analysis in the wild using synthetic data alone. In *Proceedings of the IEEE/CVF international conference on computer vision*, pages 3681–3691, 2021. 1, 2, 3, 4
- [36] Erroll Wood, Tadas Baltrušaitis, Charlie Hewitt, Matthew Johnson, Jingjing Shen, Nikola Milosavljević, Daniel Wilde, Stephan Garbin, Toby Sharp, Ivan Stojiljković, et al. 3d face reconstruction with dense landmarks. In *Computer Vision—ECCV 2022: 17th European Conference, Tel Aviv, Israel, October 23–27, 2022, Proceedings, Part XIII*, pages 160–177. Springer, 2022. 1, 2
- [37] Fanzi Wu, Linchao Bao, Yajing Chen, Yonggen Ling, Yibing Song, Songnan Li, King Ng Ngan, and Wei Liu. Mvf-net: Multi-view 3d face morphable model regression. In *Proceedings of the IEEE/CVF Conference on Computer Vision and Pattern Recognition*, pages 959–968, 2019. 1
- [38] Lvmin Zhang and Maneesh Agrawala. Adding conditional control to text-to-image diffusion models. *arXiv preprint arXiv:2302.05543*, 2023. 2, 3

- [39] Wojciech Zielonka, Timo Bolkart, and Justus Thies. Towards metrical reconstruction of human faces. In *Computer Vision—ECCV 2022: 17th European Conference, Tel Aviv, Israel, October 23–27, 2022, Proceedings, Part XIII*, pages 250–269. Springer, 2022. 1, 3, 6, 7