

Corrections of Zipf's and Heaps' Laws Derived from Hapax Rate Models

Łukasz Dębowski*

Abstract

The article introduces corrections to Zipf's and Heaps' laws based on systematic models of the hapax rate. The derivation rests on two assumptions: The first one is the standard urn model which predicts that marginal frequency distributions for shorter texts look as if word tokens were sampled blindly from a given longer text. The second assumption posits that the rate of hapaxes is a simple function of the text size. Four such functions are discussed: the constant model, the Davis model, the linear model, and the logistic model. It is shown that the logistic model yields the best fit.

Keywords: calculus, hapax rate, Heaps' law, urn model, Zipf's law

1 Introduction

Zipf's law is the most famous and the oldest known statistical law observed for texts in natural language. It states that the n -th most frequent word in a text appears approximately n times less often than the most frequent one. This regularity was noticed by Estoup [10] for French in 1916 and later recognised by Condon [4] in 1928 and Zipf [36] in 1935 for English. Similar power-law distributions were later observed in other domains of empirical research, such as ecology, sociology, economics, and physics [37]. Hence Zipf's law is often considered a hallmark of complex systems. The literature of Zipf's law is vast but scattered over venues devoted to diverse branches of science. Many older historical references can be found in the online bibliography by Li [21], whereas a departure point for a modern statistically informed theory is provided by the monograph of Baayen [1], which was inspired by a technical report by Khmaladze [19].

*Ł. Dębowski is with the Institute of Computer Science, Polish Academy of Sciences, ul. Jana Kazimierza 5, 01-248 Warszawa, Poland (e-mail: ldebowsk@ipipan.waw.pl).

In spite of the sheer size of existing literature, the question why Zipf’s law is so ubiquitous has not been fully answered. Zipf’s law can be explained by qualitatively diverse mechanisms ranging from disappointing monkey-typing models by Mandelbrot [23] and Miller [26], through preferential attachment by Simon [32] and game-theoretic considerations by Harremoës and Topsøe [14], to our own attempts of linking Zipf’s law with semantics and information theory [7] as well as with deep learning and computable deterministic sequences [8]. There is a plethora of explanations which look plausible but, upon closer scrutiny, ask for deeper research. Once we scratch off the surface of linguistic phenomena, we discover fundamental questions concerning randomness and meaningfulness of human actions. Do randomness and meaning support each other [35] or not [31]? To what degree is human choice random [33]? Is meaningfulness a specific sort of randomness resembling the famous Omega number that is unpredictable but encodes a large portion of mathematical knowledge [3]? Can we write a plausible story by combining coin tossing with computation as suggested by recent advances of large language models [30, 2]? If so, how can we put all these partial insights together?

This paper sets out a more modest goal. The aim is to derive and verify principled corrections to Zipf’s and Heaps’ laws for texts of an arbitrary size. Heaps’ law is a corollary of Zipf’s law that predicts the number of distinct words as a function of the text length [16, 15]. Our derivation of corrections to Zipf’s and Heaps’ laws stems from two main modelling assumptions:

- The first assumption is the standard urn model [19, 1] which states that word frequency distributions for shorter texts look as if word tokens were sampled at random from a given longer text. In the limit of an unbounded source, marginal word frequency distributions look as if texts were generated by a memoryless stochastic process. The urn model yields a surprisingly good prediction of the marginal frequency distributions although it obviously fails at predicting statistical dependencies among consecutive word tokens.
- Our second assumption is that the hapax rate, i.e., the proportion of words appearing once, can be reasonably approximated by a simple analytic function of the text size. We will show that a simple parametric model for the hapax rate is enough to derive the type-token and rank-frequency plots that look more plausible than more popular but theoretically less informed models. In particular, a two-parameter model seems sufficient for texts of a size of a novel, where the hapax rate has a decaying shape. By contrast, a three-parameter model may be good for larger corpora of texts, where the hapax rate is *U*-shaped [11], see also [12, 13, 27].

The statistical theory developed in this article draws from works by Khmaladze [19] and Baayen [1] with some later independent add-ons by Milička [24, 25] and Davis [5]. In our contribution, we develop a few new formulae and, most importantly, we identify the fundamental role of the hapax rate function in deriving the type-token and rank-frequency relationships that correct Heaps’ and Zipf’s laws. Consequently, we test how all these theoretically derived formulae fit the linguistic reality. It turns out that if we manage to model the hapax rate well enough then the standard urn model predicts the word frequency distributions surprisingly precisely.

Some linguistic problem in this quest is whether the size of the potential vocabulary of an individual language speaker can be reasonably upper bounded by a constant. The logistic model that we will discuss in §4.4 predicts, for $\beta = 0$, that the vocabulary is asymptotically bounded and this model yields the best fit for some individual novel-sized texts from Project Gutenberg. The problem is that when we switch to whole corpora of texts then we need to correct this model with a mixture term, $\beta > 0$, that predicts a *U*-shaped hapax rate plot [11]. The language evolution in time and a minute but non-zero probability of observing awkward arbitrary strings in written texts [11] effectively prevent an observation of a hard bounded lexicon for an individual speaker. Here, we exclude resorting to a costly and unethical life-long longitudinal study of an individual, which would return a certain finite number but, given no statistical theory, would not say the definitive word about what else could have possibly happened. Thus the boundedness of the potential vocabulary is a certain illusion that arises for novel-sized texts. The exact nature of this illusion is worth further investigation, in our opinion. It may be a reflection of the workings of human attention and memory.

The organisation of the paper is as follows. In §2 we present preliminaries: §2.1 introduces the basic concepts in the study of word frequency distributions, whereas §2.2 describes the fundamental challenges in modelling Zipf’s law. In §3, we expose the standard theory of the urn model and a relatively less developed theory of the analytic vocabulary size function: §3.1 deals with the finite urn model, §3.2 concerns the memoryless source, §3.3 treats the stochastic convergence, whereas §3.4 develops the theory of analytic vocabulary growth and hapax rate. In §4, we introduce four parametric models for the hapax rate: the constant model in §4.1, the Davis model in §4.2, the linear model in §4.3, the logistic model in §4.4, and mixture models in §4.5. In §5, we test these models experimentally: §5.1 describes our experimental setup, §5.2 resumes the results, whereas §5.3 offers the discussion. The article is concluded in §6.

2 Preliminaries

In this section, we introduce the basic concepts in the study of word frequency distributions and we develop a preliminary discussion of Zipf's and Heaps' laws. We begin with some necessary definitions and then we explain why the classical Zipf law can be only a theoretical idealisation.

2.1 Basic entities

Suppose that we count certain objects in empirical data. We assume that these objects come in many shapes but we are able to tell that some shapes are identical or similar enough to be treated as instances of the same type. To fix our attention, let us call these objects words and let the empirical data be a text, i.e., a fixed sequence of words. For each word w and a text $\mathbf{t} = (t_1, t_2, \dots, t_n)$ we define the frequency of word w as

$$f(w) := \sum_{i=1}^n \mathbf{1}\{t_i = w\}. \quad (1)$$

where $\mathbf{1}\{\text{true}\} := 1$ and $\mathbf{1}\{\text{false}\} := 0$. The vocabulary of text \mathbf{t} is the set of words that appear in this text, namely,

$$\mathbf{w} := \{w : f(w) > 0\}. \quad (2)$$

To distinguish two meanings of the word “word”, the elements of text \mathbf{t} will be called *tokens*, whereas the elements of vocabulary \mathbf{w} will be called *types*. The number of tokens is denoted n , whereas the number of types is denoted v . We may write

$$v = \sum_{w \in \mathbf{w}} 1, \quad n = \sum_{w \in \mathbf{w}} f(w). \quad (3)$$

We deliberately use lower-case symbols, reserving upper-case ones for random variables to be introduced later.

Let us proceed to the next important idea, namely, the notion of ranks. Let us introduce a certain total order on types $w_1, w_2, \dots, w_v \in \mathbf{w}$, where $w_i \neq w_j$ for $i \neq j$, by sorting them according to frequencies:

$$f(w_1) \geq f(w_2) \geq \dots \geq f(w_v). \quad (4)$$

We will introduce a function called the *rank* of a word defined as

$$r(w_k) := k. \quad (5)$$

That is, the most frequent word w_1 has rank 1, the second most frequent word w_2 has rank 2, and so on. We can also define the *frequency function* as

$$f_r := f(w_r). \quad (6)$$

We may express $n = \sum_{r=1}^v f_r$.

The frequency function is sometimes inconvenient to evaluate. There is often a simpler formula for quite a related entity. Let us define the maximal rank with a given frequency,

$$r_k := \max \{r : f_r \geq k\} = \sum_{w \in \mathbf{w}} \mathbf{1}\{f(w) \geq k\}. \quad (7)$$

Function $k \mapsto r_k$ will be called the *rank function*.

Subsequently, we will define the frequency spectrum, starting with the sets of types that appear exactly k times,

$$\mathbf{w}_k := \{w : f(w) = k\}. \quad (8)$$

Elements of \mathbf{w}_1 , i.e., types that appear exactly once, are called *hapax legomena*, or succinctly *hapaxes*. The number of elements of \mathbf{w}_k is denoted v_k . In particular, v_1 is the number of hapaxes. We may express

$$v = \sum_{k=1}^{\infty} v_k, \quad n = \sum_{k=1}^{\infty} k v_k. \quad (9)$$

Sequence (v_1, v_2, \dots) is called the *frequency spectrum*. The spectrum elements v_k are sometimes called the frequencies of frequencies.

Can we derive the rank function $k \mapsto r_k$ from the frequency spectrum? Indeed, we have $v_k = r_k - r_{k+1}$ and $r_1 = v$, so

$$r_f = v - \sum_{k=1}^{f-1} v_k. \quad (10)$$

This linear formula will conveniently allow to compute the expectation of the rank function when we consider random texts. Hence, we would like to advocate that the rank function $f \mapsto r_f$ is a better behaved object than the plain frequency function $r \mapsto f_r$.

2.2 Zipf's law in perspective

It is obvious that the frequency function $r \mapsto f_r$ is decreasing. Shall we expect a particular form of this function? Observe that

$$f r_f = f \sum_{w \in \mathbf{w}} \mathbf{1}\{f(w) \geq f\} \leq \sum_{w \in \mathbf{w}} f(w) = n. \quad (11)$$

Hence we obtain a *harmonic bound* for the frequency and rank functions

$$f_r \leq \frac{n}{r}, \quad r_f \leq \frac{n}{f}. \quad (12)$$

The typical shape of the frequency function for orthographic words in an average text written in natural language is relatively close to this upper bound. Namely, it turns out that function $r \mapsto f_r$ is not only decreasing but equals approximately

$$f_r \approx \frac{C}{r}, \quad (13)$$

where C is the normalising constant. Relationship (13) is called *Zipf's law*. It was discovered by Estoup [10] and Condon [4] and popularised by Zipf [36, 37]. In this section, we will interpret Zipf's law quite literally. We will assume that

$$f_r = \left\lfloor \frac{v}{r} \right\rfloor \quad (14)$$

and we will inspect mathematical consequences of formula (14).

Let $k \mapsto r_k$ be the rank function given by (7). We have $r_k \approx v/k$. Hence,

$$v_k = r_k - r_{k+1} \approx \frac{v}{k} - \frac{v}{k+1} = \frac{v}{k(k+1)}. \quad (15)$$

Formula (15) is called *Lotka's law* [22]. It is approximately correct for $v_k > 1$ assuming the exact Zipf law (14). In particular, the number of hapaxes for Zipf's law approximately equals half the total number of types,

$$v_1 \approx \frac{v}{2}, \quad (16)$$

which is pretty large. In the reality, the *hapax rate* v_1/v differs significantly from $1/2$ [1, 11], which will be the base for our amendments in §4.

Let frequency $f_\bullet = f_{r_\bullet}$ be the minimal frequency f such that $v_f = 1$. Values f_\bullet and r_\bullet will be called the medium frequency and the medium rank. We may compute the number of tokens as

$$n = \sum_{r=1}^{r_\bullet} f_r + \sum_{f=1}^{f_\bullet} f v_f. \quad (17)$$

By Lotka's law (15), we may approximate

$$f_\bullet \approx \sqrt{v}, \quad r_\bullet \approx \sqrt{v}. \quad (18)$$

Hence we may approximate pretty well

$$\begin{aligned} n &\approx \sum_{r=1}^{\sqrt{v}} \frac{v}{r} + \sum_{f=1}^{\sqrt{v}} \frac{v}{f+1} \approx 2v(\log \sqrt{v} + \gamma) - v \\ &= v(\log v + 2\gamma - 1), \end{aligned} \quad (19)$$

where $\log x$ is the natural logarithm of x and Euler's gamma is $\gamma \approx 0.577$. In particular, the relative frequency of the most frequent type is

$$\frac{f_1}{n} \approx \frac{1}{\log v + 2\gamma - 1}, \quad (20)$$

which tends to zero for the number of types v tending to infinity.

Since, for a given language, the most frequent word is usually a fixed functional word then the relative frequency of the most frequent word f_1/n is quite stable and it does not depend strongly on a particular text. Hence relationship (20) suggests some corrections to Zipf's law depending on the text size. Orlov [28], followed by Baayen [1] and Davis [5], supposed that Zipf's law (14) holds exactly only for a text of a specific length. Let n be such a text length that Zipf's law holds exactly. From (20), we may estimate the corresponding number of types v as

$$v \approx \exp \left(\frac{n}{f_1} - 2\gamma + 1 \right), \quad (21)$$

which yields $v \approx 18\,883$ types for the empirically motivated value $f_1/n \approx 0.1$ for English. Consequently, by estimate (19), we obtain $n \approx 83\,653$ tokens, which is somewhat less than the length of the average novel. For both shorter and longer texts we should expect some deviations.

To account for these deviations, various heuristic corrections driven by empirical observations were proposed. For example, a correction proposed by Mandelbrot [23] reads

$$f_r \approx \left[\frac{B+v}{B+r} \right]^\alpha, \quad \alpha > 1. \quad (22)$$

In particular, Dębowski [6] combined Mandelbrot's correction with Orlov's idea by adjusting parameters α and B so that f_1/n be constant. However, Ferrer-i-Cancho and Solé [12, 13] discovered that the empirical data for large collections of texts are closer to two regimes: Zipf's law (14) for small ranks and Mandelbrot's correction (22) with $\alpha \gg 1$ for large ranks. Montemurro and Zanette [27] observed that the second regime can be sometimes closer to

an exponential decay. The shape of the frequency function tail depends on the composition of the collection of texts, being steeper for a single-author collection and decaying slower for a mixture of texts by many authors.

The heuristic Mandelbrot correction (22) predicts a power-law growth of the number of types. In fact, if Mandelbrot’s correction (22) holds exactly and the proportion of the most frequent type is constant, $f_1/n = p_1$, then we have

$$np_1 = f_1 = \left(\frac{B + v}{B + 1} \right)^\alpha. \quad (23)$$

Hence we obtain *Herdan-Heaps’ law*

$$v = (B + 1)n^{1/\alpha}p_1^{1/\alpha} - B \approx Cn^{1/\alpha}, \quad (24)$$

proposed independently by Herdan [16] and Heaps [15]. This derivation is approximate and prone to gross errors since the best fit of the power-law type-token relationship $v \propto n^\beta$ yields usually $\beta \approx 0.8$ [20] or even $\beta \approx 0.6$ for spoken texts [17, 34], whereas $1/\alpha$ estimated by fitting Mandelbrot’s correction (22) is often closer to 1. Moreover, the number of hapaxes predicted by Mandelbrot’s correction is larger than it follows from the Herdan-Heaps’ law (24) via the urn model that we will discuss subsequently.

3 General theory

In the following, we will present a more precise account of word frequency distributions. Namely, we will expose the standard theory of the urn model and a less developed theory of the analytic vocabulary size function. These two theories describe the expected frequency spectrum in function of the text length. The content of this section is based on works [19, 1, 24, 25, 5] with some extensions of ours. We try to present a concise but systematic exposition.

3.1 Urn model

In the context of quantitative linguistic research, the standard urn model is due to Khmaladze [19] and Baayen [1]. It was independently rediscovered by Milička [24, 25] and Davis [5]. The idea of this framework is that word frequency distributions for a given part of a finite text look as if tokens were selected blindly without replacement from an urn that contains all tokens from the whole text. That is, if we are interested in the marginal distribution of types, we can ignore the sequential order of tokens.

Formally, suppose that we know the exact shape of the rank function for a certain text $\mathbf{t} = (t_1, t_2, \dots, t_n)$. We can derive the expected values of the rank function for the random text of length $n' < n$ that is sampled without replacement from a larger population $\mathbf{t} = (t_1, t_2, \dots, t_n)$ of length n . We introduce random variable being text $\mathbf{T}' = (T'_1, T'_2, \dots, T'_{n'})$ with random tokens T_i that are sampled from $\mathbf{t} = (t_1, t_2, \dots, t_n)$ without replacement. The probability distribution of \mathbf{T}' is

$$\begin{aligned} P(\mathbf{T}' = \mathbf{t}') &= \frac{\prod_{w \in \mathbf{w}} f(w) \cdot [f(w) - 1] \cdot \dots \cdot [f(w) - f'(w) + 1]}{n \cdot [n - 1] \cdot \dots \cdot [n - n' + 1]} \\ &= \frac{\prod_{w \in \mathbf{w}} f(w)! / [f(w) - f'(w)]!}{n! / (n - n')!}, \end{aligned} \quad (25)$$

where $f'(w)$ is the frequency of word w in text \mathbf{t}' .

Now let us consider sequence $\mathbf{B}' = (B'_1, B'_2, \dots, B'_{n'})$ where $B'_i := \mathbf{1}\{T'_i = w\}$ for a fixed word w . For brevity, let $f := f(w)$ and $f' := f'(w)$. We derive

$$\begin{aligned} P(\mathbf{B}' = \mathbf{b}') &= \frac{[n - f]! / [n - n' - f + f']! \cdot f! / [f - f']!}{n! / (n - n')!} \\ &= \binom{n - n'}{f - f'} / \binom{n}{f}, \end{aligned} \quad (26)$$

where the binomial coefficient is denoted

$$\binom{n}{k} := \frac{n!}{k! [n - k]!}. \quad (27)$$

Let us denote the frequency of word w in text \mathbf{T}' as $F' := F'(w)$. The number of distinct sequences \mathbf{b}' that induce a given frequency f' is $\binom{n'}{f'}$. Hence we evaluate

$$P(F' = f') = \binom{n'}{f'} \binom{n - n'}{f - f'} / \binom{n}{f}. \quad (28)$$

In particular,

$$P(F' = 0) = \binom{n - n'}{f} / \binom{n}{f}. \quad (29)$$

Let V' be the number of types in text \mathbf{T}' and let V'_l be the number of types with frequency l in text \mathbf{T}' . We have

$$V' = \sum_{w \in \mathbf{w}} \mathbf{1}\{F'(w) > 0\} = v - \sum_{w \in \mathbf{w}} \mathbf{1}\{F'(w) = 0\}, \quad (30)$$

$$V'_l = \sum_{w \in \mathbf{w}} \mathbf{1}\{F'(w) = l\}. \quad (31)$$

Hence we derive the expectations

$$\mathbf{E} V' = v - \sum_{k=1}^{\infty} v_k \binom{n-n'}{k} / \binom{n}{k}, \quad (32)$$

$$\mathbf{E} V'_l = \sum_{k=l}^{\infty} v_k \binom{n'}{l} \binom{n-n'}{k-l} / \binom{n}{k}. \quad (33)$$

Expectations $\mathbf{E} V'$ and $\mathbf{E} V'_l$ are close to the empirical size of the vocabulary for texts in natural language if we plug in the observed values v_k for a given text size, see Milička [24, 25].

Similarly, we can derive the expectation of the rank function. Let F'_r and R'_f be the frequency function and the rank function for text \mathbf{T}' , respectively. Using formula (10) and the Chu-Vandermonde identity

$$\sum_{l=0}^k \binom{n'}{l} \binom{n-n'}{k-l} / \binom{n}{k} = 1, \quad (34)$$

we obtain the expected rank function

$$\begin{aligned} \mathbf{E} R'_f &= \mathbf{E} V' - \sum_{l=1}^{f-1} \mathbf{E} V'_l = v - \sum_{l=0}^{f-1} \sum_{k=l}^{\infty} v_k \binom{n'}{l} \binom{n-n'}{k-l} / \binom{n}{k} \\ &= r_f - \sum_{k=f}^{\infty} v_k \sum_{l=0}^{f-1} \binom{n'}{l} \binom{n-n'}{k-l} / \binom{n}{k}, \end{aligned} \quad (35)$$

where $v_0 = 0$. That is, to obtain the expectation of R'_f , we have to subtract from r_f the number of types appearing $\geq f$ times multiplied by the probability of observing a given type $< f$ times.

3.2 Memoryless source

The subsequent setting was also studied by Khmaladze [19] and Baayen [1]. If we let the size of the urn tend to infinity, preserving the proportion of tokens belonging to each type, then we obtain a memoryless source. The relative frequencies of types tend to probabilities and sampling without replacement becomes indistinguishable from sampling with replacement. Each draw from the urn becomes a probabilistically independent copy of previous draws.

Formally, we suppose that we are given a certain probability distribution of word types $w \mapsto p(w)$, where $p(w) \in [0, 1]$ and $\sum_w p(w) = 1$. The theoretical vocabulary, i.e., the domain of function $w \mapsto p(w)$ may be countably infinite. In the following, we will consider a memoryless source which

emits sequences of words according to the probability distribution $w \mapsto p(w)$. We introduce random text $\mathbf{T} = (T_1, T_2, \dots, T_n)$ with random tokens T_i . The probability distribution of \mathbf{T} is simply

$$P(\mathbf{T} = \mathbf{t}) = \prod_{w \in \mathbf{w}} p(w)^{f(w)}, \quad (36)$$

where $f(w)$ is the frequency of word w in text \mathbf{t} .

As in the urn model considerations, let us consider sequence $\mathbf{B} = (B_1, B_2, \dots, B_n)$ where $B_i := \mathbf{1}\{T_i = w\}$ for a fixed word w . For brevity, let $f := f(w)$ and $p := p(w)$. We derive

$$P(\mathbf{B} = \mathbf{b}) = p^f (1 - p)^{n-f}. \quad (37)$$

Let us denote the frequency of word w in text \mathbf{T} as $F := F(w)$. The number of distinct sequences \mathbf{b} that induce a given frequency f is $\binom{n}{f}$. Hence we evaluate

$$P(F = f) = \binom{n}{f} p^f (1 - p)^{n-f}, \quad (38)$$

which is the familiar binomial distribution. In particular,

$$P(F = 0) = (1 - p)^n. \quad (39)$$

Let V be the number of types in text \mathbf{T} and let V_l be the number of types with frequency l in text \mathbf{T} . We have

$$V = \sum_w \mathbf{1}\{F(w) > 0\} = \sum_w [1 - \mathbf{1}\{F(w) = 0\}], \quad (40)$$

$$V_l = \sum_w \mathbf{1}\{F(w) = l\}. \quad (41)$$

Hence we derive the expectations

$$\mathbf{E} V = \sum_w [1 - (1 - p(w))^n] \approx \sum_w [1 - e^{-np(w)}], \quad (42)$$

$$\mathbf{E} V_l = \sum_w \binom{n}{l} p(w)^l (1 - p(w))^{n-l} \approx \sum_w \frac{[np(w)]^l}{l!} e^{-np(w)}, \quad (43)$$

where the approximations are valid for $n \gg 1$ by the asymptotic convergence of the binomial distribution to the Poisson distribution. Let R_f be the rank

function for text \mathbf{T} , respectively. Using formula (10), we obtain

$$\begin{aligned} \mathbf{E} R_f &= \mathbf{E} V - \sum_{l=1}^{f-1} \mathbf{E} V_l = \sum_w \left[1 - \sum_{l=0}^{f-1} \binom{n}{l} p(w)^l (1 - p(w))^{n-l} \right] \\ &\approx \sum_w \left[1 - \sum_{l=0}^{f-1} \frac{[np(w)]^l}{l!} e^{-np(w)} \right]. \end{aligned} \quad (44)$$

3.3 Probabilistic convergence

Let us consider the memoryless source as in the previous section. We will briefly comment on the probabilistic convergence for this model, which has not been sufficiently discussed yet. For this aim, we introduce the absolute total order on types w_1, w_2, w_3, \dots , where $w_i \neq w_j$ for $i \neq j$, by sorting them according to probabilities:

$$p(w_1) \geq p(w_2) \geq p(w_3) \geq \dots \quad (45)$$

Consequently, we define the *theoretical rank* of a word defined as

$$r(w_k) := k. \quad (46)$$

We also define the *theoretical probability function*

$$p_r := p(w_r) \quad (47)$$

and the *theoretical rank function* of a real argument t ,

$$s_t := \max \{r : p_r \geq t\}. \quad (48)$$

Observe that $ts_t, rp_r \leq \sum_{i=1}^{\infty} p(w_i) = 1$. Hence, we obtain a *harmonic bound* for the theoretical probability and rank functions, namely,

$$p_r \leq \frac{1}{r}, \quad s_t \leq \frac{1}{t}. \quad (49)$$

Analogously, for the random text $\mathbf{T} = (T_1, T_2, \dots, T_n)$, we introduce a random total order on types W_1, W_2, W_3, \dots , where $W_i \neq W_j$ for $i \neq j$, by sorting them according to the empirical frequencies:

$$F(W_1) \geq F(W_2) \geq F(W_3) \geq \dots \quad (50)$$

Consequently, we define the *empirical rank* of a word defined as

$$R(W_k) := k. \quad (51)$$

We also define the *empirical frequency function*

$$F_r := F(W_r) \quad (52)$$

and the *empirical rank function* of a real argument t ,

$$R_t := \max \{r : F_r \geq t\} = R_{[t]}. \quad (53)$$

For the memoryless source, we have $\mathbf{E} F(w) = np(w)$ and $\text{Var } F(w) = np(w)(1 - p(w))$. By the strong law of large numbers, for each type w , the relative empirical frequency converges to the probability,

$$\lim_{n \rightarrow \infty} \frac{F(w)}{n} = p(w) \text{ almost surely.} \quad (54)$$

If $p(w_1) > p(w_2) > p(w_3) > \dots$ then the empirical ranking converges to the theoretical one,

$$\lim_{n \rightarrow \infty} W_k = w_k \text{ almost surely,} \quad (55)$$

$$\lim_{n \rightarrow \infty} R(w) = r(w) \text{ almost surely.} \quad (56)$$

Consequently, the empirical relative frequency function converges to the theoretical probability function,

$$\lim_{n \rightarrow \infty} \frac{F_r}{n} = p_r \text{ almost surely,} \quad (57)$$

$$\lim_{n \rightarrow \infty} \frac{\mathbf{E} F_r}{n} = p_r, \quad (58)$$

where the second equality follows from the first one by the Lebesgue dominated convergence since $F_r/n \leq 1$.

The pointwise convergence (57) implies the analogous convergence for the rank function,

$$\lim_{n \rightarrow \infty} R_{nt} = s_t \text{ almost surely,} \quad (59)$$

since

$$R_{nt} = \max \left\{ r : \frac{F_r}{n} \geq t \right\} \xrightarrow{n \rightarrow \infty} \max \{r : p_r \geq t\} = s_t. \quad (60)$$

Moreover, for an arbitrary size of the theoretical vocabulary, we notice an upper bound

$$R_f = \sum_w \mathbf{1}\{F(w) \geq f\} \leq \sum_w \frac{F(w)}{f} \quad (61)$$

by the Markov inequality. Since $\sum_w F(w) = n$, we obtain a uniform bound

$$R_{nt} \leq \frac{n}{nt} \leq \frac{1}{t}. \quad (62)$$

Thus, also the convergence in expectation,

$$\lim_{n \rightarrow \infty} \mathbf{E} R_{nt} = s_t, \quad (63)$$

holds by the Lebesgue dominated convergence for any memoryless source.

3.4 Analytic functions

The idea of analytic functions in the study of word frequency distributions is due to Baayen [1]. It was later independently discovered by Davis [5]. Suppose that the texts are long, that is, $n \gg 1$. Then for the memoryless source, we may approximate formulae (42)–(43) as

$$\mathbf{E} V \approx g(n) := \sum_w [1 - e^{-np(w)}], \quad (64)$$

$$\mathbf{E} V_l \approx g(n|l) := \sum_w \frac{[np(w)]^l}{l!} e^{-np(w)}, \quad (65)$$

where functions $g(n)$ and $g_l(n)$ are analytic functions of a real number $n \geq 0$.

Function $g(n)$ that approximates the expected number of types for a given text size n will be called the *vocabulary size function*. Similarly, functions $g(n|l)$ approximate the expected frequency spectrum. It was explicitly observed by Baayen [1, Definition 2.11] for $l = 1$ and independently by Davis [5] for any $l \geq 1$ that functions $g(n|l)$ can be expressed via the consecutive derivatives of function $g(n)$,

$$g(n|l) = -\frac{(-n)^l}{l!} g^{(l)}(n). \quad (66)$$

We may also express the expected rank function as

$$\begin{aligned} \mathbf{E} R_f = \mathbf{E} V - \sum_{l=1}^{f-1} \mathbf{E} V_l &\approx g(n||f) := g(n) - \sum_{l=1}^{f-1} g(n|l) \\ &= g(n) + \sum_{l=1}^{f-1} \frac{(-n)^l}{l!} g^{(l)}(n). \end{aligned} \quad (67)$$

Formula (67) can be easily remembered as the truncated Taylor series for $g(0)$ expanded around point n . The take-away is that if we can guess a

certain analytic vocabulary size function $g(n)$ then by taking the Taylor series thereof, we may evaluate also the expected rank function $g(n||f)$ for any text size n . The minimal requirements for the vocabulary size function are

$$g(1) = 1, \quad g(n|l) \geq 0 \text{ for } l \geq 1, \quad g(0) = g(n) - \sum_{l=1}^{\infty} g(n|l) = 0. \quad (68)$$

The vocabulary size function and the expected frequency spectrum can be expanded as the Taylor series also around point n . We obtain

$$g(n') = g(n) - \sum_{k=1}^{\infty} g(n|k) \left(1 - \frac{n'}{n}\right)^k, \quad (69)$$

$$g(n'|l) = \sum_{k=l}^{\infty} \binom{k}{l} g(n|k) \left(\frac{n'}{n}\right)^l \left(1 - \frac{n'}{n}\right)^{k-l}. \quad (70)$$

These formulae were observed by Davis [5], who derived them as approximations of equations (32)–(33) for the finite urn model. In fact, to obtain formulae (69)–(70), it suffices to approximate $v \approx g(n)$, $v_k \approx g(n|k)$, and

$$\binom{r}{k} \approx \frac{r^k}{k!}. \quad (71)$$

These approximations are valid for $n, n' \geq k$.

Let us make another useful observation, which seems new. This arises from investigating the rate of hapaxes. We may define the *hapax rate function* $h(u)$ as the expected proportion of hapaxes to the number of types,

$$\frac{\mathbf{E} V_1}{\mathbf{E} V} \approx h(\log n) := \frac{g(n|1)}{g(n)}. \quad (72)$$

Variable $u = \log n$ is a natural choice of the argument for the hapax rate function for the reason that becomes clear in a while.

Namely, we observe that the hapax rate function $h(u)$ carries the same information as the vocabulary size function $g(n)$ since there is a one-to-one correspondence between $h(u)$ and $g(n)$. It is so since solving the differential equation

$$n \frac{dg(n)}{dn} : g(n) = h(\log n), \quad (73)$$

we obtain

$$\frac{d \log g(n)}{dn} = \frac{h(\log n)}{n} \quad (74)$$

and consequently

$$g(n) = \exp \left(\int_0^{\log n} h(u) du \right). \quad (75)$$

In particular, the maximal number of types is finite if

$$\int_0^\infty h(u) du < \infty. \quad (76)$$

Hence a quick glance at the plot of function $h(u)$ with respect to variable $u = \log n$ can inform a guess whether the potential vocabulary of a given text is finite or not. For example, if function $h(u)$ follows a decaying linear trend then we may guess that the potential vocabulary is bounded by a finite number.

In consequence, to derive the vocabulary size function $g(n)$ and the expected rank function $g(n||f)$, it suffices to assume a certain form of the hapax rate function $h(u)$. Since function $h(\log n)$ varies slowly as a function of the text length n , it seems a convenient object for approximations, as we will discuss thoroughly in §4. A necessary, though not sufficient, requirement for the hapax rate function is that it remains in the unit interval, $0 \leq h(u) \leq 1$. For example, for a constant hapax rate function $h(u) = \beta \in (0, 1)$, we obtain a power-law growth of the vocabulary $g(n) = \exp(\beta \log n) = n^\beta$, known as the Herdan-Heaps law [16, 15] mentioned in §2.2. This model is a sort of a baseline to be analysed in §4.1.

Before we delve into particular examples of the hapax rate function, let us comment on the necessary conditions for this object. In general, for the vocabulary size function of form (75), we obtain the frequency spectrum and the rank function

$$g(n|l) = h(\log n|l)g(n), \quad (77)$$

$$g(n||f) = \left[1 - \sum_{l=1}^{f-1} h(\log n|l) \right] g(n), \quad (78)$$

where we define recursively $h(u|0) := -1$ and

$$h(u|l) := \left[1 - \frac{1}{l} \left(1 + h(u) + \frac{d}{du} \right) \right] h(u|l-1), \quad l \geq 1. \quad (79)$$

We notice that $h(u|1) = h(u)$. Recursion (140) was observed by Baayen [1, equation (3.43)]. Functions $h(u|l)$ are called the *relative spectrum elements* [1, page 90]. Conditions (68) are equivalent to conditions

$$\int_{-\infty}^0 h(u) du = \infty, \quad h(u|l) \geq 0 \text{ for } l \geq 1. \quad (80)$$

We note that if function $u \mapsto h(u)$ satisfies conditions (80) then so does function $u \mapsto h(u - \alpha)$ but we do not know whether function $u \mapsto h(\gamma u)$ must be an admissible hapax rate function. This is bad news since we do not have an easy theoretical control of the slope of the hapax rate function.

4 Hapax rate models

In this section, a model will be understood as a particular theoretical choice of the hapax rate function $h(u)$ and implied functions $g(n)$, $g(n|l)$, and $g(n||f)$ that follow by the formulae derived in §3.4. The empirical hapax rate function for texts of the size of novels, to be discussed in §5, has usually a decaying shape. It equals 1 for the text length $n = 1$ and it decays slowly for the growing argument. The dominating trend is approximately linear in terms of variable $u = \log n$ and the slope of $h(u)$ is of an approximate magnitude -0.05 . By contrast, for large corpora studied in [12, 13, 27, 11], the empirical hapax rate function is U -shaped.

Having this in mind, we propose four models of the hapax rate:

- the constant model:

$$h_\beta(u) = \beta, \quad (81)$$

- the Davis model:

$$h_\alpha(u) = \frac{1}{u - \alpha} - \frac{1}{e^{u-\alpha} - 1}, \quad (82)$$

- the linear model:

$$h_{\alpha\gamma}(u) = \begin{cases} 1, & u < \alpha, \\ 1 - \gamma(u - \alpha), & \alpha \leq u \leq \gamma^{-1} + \alpha, \\ 0, & u > \gamma^{-1} + \alpha, \end{cases} \quad (83)$$

- the logistic model:

$$h_{\alpha\beta\gamma}(u) = \frac{1 - \beta}{1 + e^{\gamma(u-\alpha)}} + \beta. \quad (84)$$

The constant model is a crude baseline that implies the exact Herdan-Heaps law for any text size. The Davis model implies the exact Zipf law for a certain text size and reproduces the general decreasing trend of the hapax rate. The linear model is a more precise model of the hapax rate than

the Davis model but it is not analytic. The logistic model corrects on this issue and additionally it allows to model the saturation of the hapax rate for growing text sizes, which may be necessary for large corpora. In §4.1–§4.4, we will derive corresponding functions $g(n)$, $g(n|l)$, and $g(n||f)$ for these four models. Subsequently, the models will be empirically tested in §5 on selected texts from Project Gutenberg.

4.1 Constant model

The constant model consists in putting a constant hapax rate function,

$$h(u) = \beta \in (0, 1]. \quad (85)$$

This model is a baseline since the hapax rate function argument is variable $u = \log n$, which varies slowly with the text size n . Thus, in some relatively large region, we may assume that $h(u)$ is approximately constant. A special case of the constant model is the maximal model for $\beta = 1$, where

$$h(u) := 1, \quad (86)$$

$$g(n) := n, \quad (87)$$

$$g(n|l) := \mathbf{1}\{l = 1\}n, \quad (88)$$

$$g(n||f) := \mathbf{1}\{f = 1\}n. \quad (89)$$

The maximal model arises when all tokens are of distinct types.

Now let us solve the constant model for $\beta \neq 1$. By formula (75), the constant model (85) implies a power-law growth of the vocabulary,

$$g(n) = \exp(\beta \log n) = n^\beta. \quad (90)$$

As mentioned in §2.2, this is known as Herdan-Heaps' law [16, 15]. In view of the one-to-one correspondence between functions $h(u)$ and $g(n)$, Herdan-Heaps' law is equivalent to a constant rate of hapaxes, regardless of the text size. Let us define the binomial coefficients with a real upper argument,

$$\binom{r}{l} := \frac{r(r-1)\dots(r-l+1)}{l!}. \quad (91)$$

Differentiating function $g(n) = n^\beta$, we obtain the frequency spectrum

$$g(n|l) = (-1)^{l+1} \binom{\beta}{l} n^\beta = -\binom{l-\beta-1}{l} n^\beta. \quad (92)$$

Consequently, applying the Taylor expansion (67), by induction, we derive the expected rank function

$$g(n||f) = g(n) - \sum_{l=1}^{f-1} g_l(n) = \binom{f - \beta - 1}{f - 1} n^\beta. \quad (93)$$

We observe that for the constant model, the normalised rank function $g(n||f)/g(n)$ is invariant with respect to the text size! It is a sort of a scale-free distribution. By a scale-free distribution, we mean a distribution which does not distinguish any particular text length or a vocabulary size.

We may approximate the expected rank function (93) as

$$\begin{aligned} \log g(n||f) &= \log \binom{f - \beta - 1}{f - 1} + \beta \log n \\ &= \sum_{l=1}^{f-1} \log \left(1 - \frac{\beta}{l} \right) + \beta \log n \\ &\approx - \sum_{l=1}^{f-1} \frac{\beta}{l} + \beta \log n \approx \beta \left(\log \frac{n}{f-1} - \gamma \right), \end{aligned} \quad (94)$$

where $\gamma \approx 0.577$ is Euler's gamma. Approximation (94) resembles Mandelbrot's formula (22) in the middle-rank region. However, the expected rank function (93) is somewhat different than Mandelbrot's heuristic correction (22). The discrepancy between formulae (22) and (93) arises both for very large and very small ranks. In particular, the number of hapaxes is significantly larger for the constant model than for Mandelbrot's formula (93).

What kind of a memoryless source generates texts that follow the constant model? Inverting approximation (94), we obtain

$$\log \frac{f_r - 1}{n} \approx -\frac{1}{\beta} \log r - \gamma. \quad (95)$$

Using the theory developed in §3.3, we see that the theoretical probabilities satisfy $p_r = \lim_{n \rightarrow \infty} f_r/n$. Hence we obtain the power-law probability distribution

$$p_r \approx \frac{\exp(-\gamma)}{r^{1/\beta}}. \quad (96)$$

4.2 Davis model

In §4.1, we saw an example of a scale-free word frequency distribution. In this section, we will develop a model described by Baayen [1, pages 97–101] and

rediscovered by Davis [5], which is not scale invariant and which reproduces the exact Zipf law for the text size $n = 1$. We call this model the Davis model to have a more distinctive name. Baayen [1, Chapter 3] considered many more related models based on series (69)–(70) with a particular choice of the frequency spectrum for an ideal text size n . The Davis model is a special case of the Yule-Simon model [1, pages 107-114], which in turn specialises the Waring-Herdan-Muller model [1, pages 114-117].

The Davis model starts with an apparently eccentric formula for the hapax rate function. It takes form

$$h(u) = \frac{1}{u} - \frac{1}{e^u - 1}, \quad (97)$$

where $\lim_{u \rightarrow -\infty} h(u) = 1$, $\lim_{u \rightarrow 0} h(u) = 1/2$, and $\lim_{u \rightarrow \infty} h(u) = 0$. Thus function (97) has a decaying sigmoid shape. To fit the Davis model to real data, we have to rescale it using the offset operation

$$h_\alpha(u) := h(u - \alpha), \quad (98)$$

$$g_\alpha(n) := \frac{g(ne^{-\alpha})}{g(e^{-\alpha})}, \quad (99)$$

$$g_\alpha(n|l) := \frac{g(ne^{-\alpha}|l)}{g(e^{-\alpha})}, \quad (100)$$

$$g_\alpha(n||f) := \frac{g(ne^{-\alpha}||f)}{g(e^{-\alpha})}. \quad (101)$$

where $\alpha \in \mathbb{R}$ is an empirically chosen parameter. Similar offset operation with parameter α will be applied tacitly to all subsequently discussed models. Obviously, parameter α makes sense only for word frequency distributions that are not scale-free, i.e., when $h(u)$ is not constant. Exactly, α is a location parameter that selects a certain particular text length.

By formula (75), the Davis model (97) implies an asymptotically logarithmic growth of the vocabulary,

$$g(n) = \frac{n \log n}{n - 1} \sim \log n. \quad (102)$$

To deal with the vocabulary size function $g(n)$, let us consider the series

$$\sum_{k=1}^{\infty} \frac{x^k}{k(k+1)} = 1 + \frac{(1-x) \log(1-x)}{x}, \quad |x| \leq 1. \quad (103)$$

Hence we may write the vocabulary size function (102) and the corresponding frequency spectrum as

$$g(n) = 1 - \sum_{k=1}^{\infty} \frac{(1-n)^k}{k(k+1)}, \quad (104)$$

$$g(n|l) = \sum_{k=l}^{\infty} \binom{k}{l} \frac{n^l (1-n)^{k-l}}{k(k+1)}, \quad l \geq 1. \quad (105)$$

Comparing this with formulae (69)–(70), we obtain

$$g(1) = 1, \quad (106)$$

$$g(1|k) = \frac{1}{k(k+1)}, \quad (107)$$

which is the rescaled Lotka law (15). Thus for the Davis model and text size $n = 1$, we obtain the rescaled exact Zipf law,

$$g(1||f) = \frac{1}{f}. \quad (108)$$

Now we will evaluate the rank function $g(n||f)$ for any text size n . Davis [5] evaluated the derivatives of $g(n)$ using a computer algebra system without noticing a simple pattern that emerges from the calculations. Let us present a brief derivation of this regularity. We can write the derivatives

$$g^{(l)}(n) = \sum_{j=0}^l \binom{l}{j} p^{(j)}(n) q^{(l-j)}(n), \quad (109)$$

where

$$p^{(0)}(n) = n \log n, \quad q^{(j)}(n) = \frac{(-1)^j j!}{(n-1)^{j+1}}, \quad (110)$$

$$p^{(1)}(n) = 1 + \log n, \quad (111)$$

$$p^{(j)}(n) = \frac{(-1)^j (j-2)!}{n^{j-1}}, \quad j \geq 2. \quad (112)$$

Let us define $s_{-1} := 0$, $s_0 := \log n$, $s_j := -1/j$ for $j \geq 1$, and $t := 1 - 1/n$. Hence we may compute the rank function as

$$g(n||f) = \sum_{l=0}^{f-1} \frac{(-n)^l}{l!} g^{(l)}(n)$$

$$\begin{aligned}
&= \sum_{l=0}^{f-1} \sum_{j=0}^l \frac{(-1)^j n^{j-1} p^{(j)}(n)}{j!} \cdot \frac{(-1)^{l-j} n^{l-j+1} q^{(l-j)}(n)}{(l-j)!} \\
&= \sum_{j,i \geq 0: j+i \leq f-1} [s_j - s_{j-1}] t^{-i-1} \\
&= \sum_{j,i \geq 0: j+i=f-1} s_j t^{-i-1} = \sum_{j=0}^{f-1} s_j t^{j-f}.
\end{aligned} \tag{113}$$

Subsequently, we may rewrite formula (113) as expression

$$g(n||f) = \frac{\log n - \sum_{j=1}^{f-1} (1 - 1/n)^j / j}{(1 - 1/n)^f}. \tag{114}$$

Formula (114) adjusts the ideal Zipf law for an arbitrary text size.

We have to make a couple of remarks concerning the practical use of formula (114). First, we notice the Taylor series

$$\log x = \sum_{j=1}^{\infty} \frac{(1 - 1/x)^j}{j}, \quad x \geq \frac{1}{2}, \tag{115}$$

so the limit of expression (114) for $n \rightarrow 1$ is indeed $1/f$, i.e., the ideal Zipf law. If we can compute the logarithm function with an arbitrarily high precision then formula (114) supplies a very efficient algorithm for computing the rank function plot for an arbitrary text length n . It only takes $O(l)$ arithmetic operations to compute ranks $g(n||f)$ for all frequencies $f \leq l$. Indeed, for $n \neq 1$, we may write the recursion

$$g(n||1) = \frac{\log n}{1 - 1/n}, \tag{116}$$

$$g(n||f+1) = \frac{g(n||f) - 1/f}{1 - 1/n}, \quad f \geq 1, \tag{117}$$

whereas for $n \geq 1/2$, we may also consider summing the series

$$g(n||f) = \sum_{j=0}^{\infty} \frac{(1 - 1/n)^j}{j + f}, \tag{118}$$

which is considerably slower but more precise when implemented numerically. We notice some beauty of recursion (116)–(117), where the numerator $g(n||f) - 1/f$ is the deviation of the rank function from the exact Zipf law and the denominator $1 - 1/n$ is the deviation of the text size from the ideal.

What kind of a memoryless source generates texts that follow the Davis model? Formula (118) for large n can be approximated as

$$g(n||f) \approx \sum_{j=0}^{\infty} \frac{\exp(-\frac{j}{n})}{\frac{j}{n} + \frac{f}{n}} \cdot \frac{1}{n} \approx \int_0^{\infty} \frac{\exp(-u)}{u + \frac{f}{n}} du = \exp\left(\frac{f}{n}\right) \Gamma\left(0, \frac{f}{n}\right), \quad (119)$$

where the incomplete gamma function is

$$\Gamma(a, x) = \int_x^{\infty} t^{a-1} \exp(-t) dt. \quad (120)$$

Consequently, for the theoretical probabilities $p_r = \lim_{n \rightarrow \infty} f_r/n$, we obtain

$$\exp(p_r) \Gamma(0, p_r) \approx r. \quad (121)$$

Since we have the expansion

$$\Gamma(0, x) = -\gamma - \log x - \sum_{j=0}^{\infty} \frac{(-x)^j}{j(j!)}, \quad (122)$$

where $\gamma \approx 0.577$ is Euler's gamma, then for small probabilities p_r , we obtain $\exp(p_r) \Gamma(0, p_r) \approx -\gamma - \log p_r$. Hence the theoretical probabilities decay exponentially asymptotically,

$$p_r \approx \exp(-r - \gamma). \quad (123)$$

4.3 Linear model

To keep the theory consistent, functions $g(n)$ and $h(u)$ are assumed to be analytic functions that satisfy conditions (68) and (80), respectively. On the other hand, as we have mentioned, the empirical hapax rate function has usually a decaying shape for moderately sized texts. Moreover, as the empirical data discussed in §5 indicate, this trend is approximately linear in terms of variable $u = \log n$. Therefore, we may be tempted to propose the following piecewise linear model of the hapax rate function,

$$h(u) = \begin{cases} 1, & u < 0, \\ 1 - \gamma u, & 0 \leq u \leq \gamma^{-1}, \\ 0, & u > \gamma^{-1}, \end{cases} \quad (124)$$

where $\gamma \in \mathbb{R}$. For empirical data, we have approximately $\gamma \approx 0.05$. Of course, this model is not an analytic function and we have no guarantee that conditions (68) and (80) are satisfied even for $0 \leq u \leq \gamma^{-1}$.

Nonetheless, let us proceed with calculations and let us derive the corresponding ill-defined vocabulary size function $g(n)$ and the relative spectrum elements $h(u|l)$. By formula (75), we obtain

$$g(n) = \begin{cases} n, & n \leq 1, \\ n^{1-\frac{1}{2}\gamma \log n}, & 1 \leq n \leq \exp(\gamma^{-1}), \\ \sqrt{\exp(\gamma^{-1})}, & n > \exp(\gamma^{-1}). \end{cases} \quad (125)$$

Thus the vocabulary size is asymptotically bounded. For the empirically motivated value $\gamma \approx 0.05$, the maximal vocabulary size is $\sqrt{\exp(\gamma^{-1})} \approx 22\,026$ types and the text length for which this limit is hit amounts to $\exp(\gamma^{-1}) \approx 4.85 \cdot 10^8$ tokens. We note that this maximal vocabulary size is close in the magnitude to the ideal size of the vocabulary estimated in formula (21).

In turn, let us proceed to the frequency spectrum. For $0 \leq u \leq \gamma^{-1}$, recursion (140) predicts that the relative spectrum elements $h(u|l)$ are polynomials,

$$h(u|l) = \frac{1}{l!} \sum_{m=0}^l a_{lm} u^m, \quad (126)$$

where we have the recursion

$$a_{lm} := \begin{cases} 0, & m < 0 \text{ or } m > l, \\ -1, & l = 0 \text{ and } m = 0, \\ \gamma a_{l-1,m-1} + (l-2)a_{l-1,m} & \\ -(m+1)a_{l-1,m+1}, & l \geq 1 \text{ and } 0 \leq m \leq l. \end{cases} \quad (127)$$

From polynomials (126), we can compute the expected rank function $g(n||f)$, as explicated in §3.4. So far, we have not seen a clear pattern in these polynomials that would solve the recursion in a closed form. In particular, we do not know what the range of u is such that $h(u|l) \geq 0$ for all $l \geq 1$.

4.4 Logistic model

The plain logistic model is unrealistic as a model of word frequency distributions because of a too large slope but it can be analysed easily and, after a modification, it yields the best model that we propose in this paper. The plain logistic model assumes the familiar logistic function as the hapax rate function,

$$h(u) = \frac{1}{1 + e^u}, \quad (128)$$

where $\lim_{u \rightarrow -\infty} h(u) = 1$, $\lim_{u \rightarrow 0} h(u) = 1/2$, and $\lim_{u \rightarrow \infty} h(u) = 0$. Hence function (128) has also a decaying sigmoid shape.

By formula (75), the logistic model (128) implies a bounded vocabulary size function,

$$g(n) = \frac{2n}{n+1} \xrightarrow{n \rightarrow \infty} 2. \quad (129)$$

Let us evaluate the corresponding rank function $g(n||f)$. Like for the Davis model, we can write the derivatives

$$g^{(l)}(n) = \sum_{j=0}^l \binom{l}{j} p^{(j)}(n) q^{(l-j)}(n), \quad (130)$$

where

$$p^{(0)}(n) = 2n, \quad q^{(j)}(n) = \frac{(-1)^j j!}{(n+1)^{j+1}}, \quad (131)$$

$$p^{(1)}(n) = 2, \quad (132)$$

$$p^{(j)}(n) = 0, \quad j \geq 2. \quad (133)$$

Hence we may compute the rank function as

$$\begin{aligned} g(n||f) &= g(n) - \sum_{l=1}^{f-1} \frac{(-n)^l}{l!} g^{(l)}(n) \\ &= g(n) + \sum_{l=1}^{f-1} \sum_{j=0}^l \frac{(-1)^j n^{j-1} p^{(j)}(n)}{j!} \cdot \frac{(-1)^{l-j} n^{l-j+1} q^{(l-j)}(n)}{(l-j)!} \\ &= \frac{2n}{n+1} + \sum_{l=1}^{f-1} \left[\frac{2n^{l+1}}{(n+1)^{l+1}} - \frac{2n^l}{(n+1)^l} \right] \\ &= \frac{2n^f}{(n+1)^f}. \end{aligned} \quad (134)$$

Thus the rank function decays like a geometric series. In consequence, the logistic model satisfies conditions (68) and (80).

The linear model discussed in §4.3 suggests a certain amendment of the logistic model, which makes it more realistic. This modification is analytic in contrast to the linear model. For analytic functions $h(u)$ and $g(n)$, in general, we may try parameterising

$$h_{\gamma\beta}(u) := (1 - \beta)h(\gamma u) + \beta, \quad (135)$$

$$g_{\gamma\beta}(n) := [g(n^\gamma)]^{(1-\beta)/\gamma} n^\beta, \quad (136)$$

with parameters $\gamma > 0$ and $0 \leq \beta < 1$ but it is not guaranteed that the frequency spectrum elements still satisfy $h_{\gamma\beta}(u|l) \geq 0$ and $g_{\gamma\beta}(u|l) \geq 0$. Anyway, since we are in need to control the slope of the hapax rate $h(u)$ and we wish it to be approximately linear, let us try the rescaled sigmoid function

$$h_{\gamma\beta}(u) = \frac{1 - \beta}{1 + e^{\gamma u}} + \beta. \quad (137)$$

Formula (137) applies the scaling operation (135)–(136) to function (128).

By formula (75), the scaled logistic model (137) implies an asymptotically power-law growing vocabulary size function,

$$g_{\gamma\beta}(n) = \frac{2^{(1-\beta)/\gamma} n}{(n^\gamma + 1)^{(1-\beta)/\gamma}} \sim 2^{(1-\beta)/\gamma} n^\beta. \quad (138)$$

Taking derivatives of function (138) can be a tedious exercise. Like for the linear model, it is simpler to deal with recursion (140) for the relative spectrum elements $h_{\gamma\beta}(u|l)$. Cleverly, let us observe that the first derivative of function (137) for $\beta = 0$ is a polynomial of $h_{\gamma 0}(u)$,

$$\frac{d}{du} h_{\gamma 0}(u) = -\gamma h_{\gamma 0}(u)[1 - h_{\gamma 0}(u)]. \quad (139)$$

In particular, the value of the first derivative for $u = 0$ and $\beta = 0$ is $-\gamma/4$. It is the minimum, by the way. Since the slope of $h(u)$ for language data is close to -0.05 then the optimal value of γ should equal 0.2 approximately.

In view of observation (139) and recursion (140), rewritten as

$$\begin{aligned} & h_{\gamma\beta}(u|l) \\ & := \left[1 - \frac{1}{l} \left(1 + \beta + (1 - \beta)h_{\gamma 0}(u) + \frac{d}{du} \right) \right] h_{\gamma\beta}(u|l-1) \end{aligned} \quad (140)$$

for $l \geq 1$, the relative spectrum elements $h_{\gamma\beta}(u|l)$ are polynomials of variable $h_{\gamma 0}(u)$,

$$h_{\gamma\beta}(u|l) = \frac{1}{l!} \sum_{m=0}^l b_{lm} [h_{\gamma 0}(u)]^m. \quad (141)$$

Since we can compute the derivative of a power of $h_{\gamma 0}(u)$ as

$$\begin{aligned} \frac{d}{du} [h_{\gamma 0}(u)]^m &= m [h_{\gamma 0}(u)]^{m-1} \frac{d}{du} h_{\gamma 0}(u) \\ &= -\gamma m [h_{\gamma 0}(u)]^m [1 - h_{\gamma 0}(u)], \end{aligned} \quad (142)$$

we obtain the recursion

$$b_{lm} := \begin{cases} 0, & m < 0 \text{ or } m > l, \\ -1, & l = 0 \text{ and } m = 0, \\ (-1 + \beta - \gamma(m-1))b_{l-1,m-1} \\ \quad + (l-1-\beta+\gamma m)b_{l-1,m}, & l \geq 1 \text{ and } 0 \leq m \leq l. \end{cases} \quad (143)$$

From polynomials (141), we can compute the expected rank function $g(n||f)$, as prescribed in §3.4.

4.5 Mixture models

We can fit the models defined in §4.1–§4.4 to empirical data. However, simple decaying hapax rate models that are good for moderately sized texts break down for large text collections. It is so since the decaying trend of the hapax rate is inverted for sufficiently large corpora. We observe a U -shaped plot of the hapax rate [11]. This second regime in the hapax rate plot arises long before we can observe a hard upper bound for the number of word types predicted by a decaying model.

To model such a scenario, let us suppose that we have some candidates for functions $h(u)$, $g(n)$, $g(n|l)$, and $g(n||f)$. We observe that these functions can be simultaneously modified via the following mixture operation

$$h_\lambda(u) := \frac{\lambda h_1(u)g_1(e^u) + (1-\lambda)h_2(u)g_2(e^u)}{\lambda g_1(e^u) + (1-\lambda)g_2(e^u)}, \quad (144)$$

$$g_\lambda(n) := \lambda g_1(n) + (1-\lambda)g_2(n), \quad (145)$$

$$g_\lambda(n|l) := \lambda g_1(n|l) + (1-\lambda)g_2(n|l), \quad (146)$$

$$g_\lambda(n||f) := \lambda g_1(n||f) + (1-\lambda)g_2(n||f). \quad (147)$$

where $\lambda \in (0, 1)$ is an empirically chosen parameter.

We can easily reproduce a U -shaped plot of the hapax rate function, observed by Fengxiang [11], with a mixture of a one-parameter decaying model for the first regime and a constant model for the second regime, see Figure 1. In fact, the emergence of the second regime was explained by Fengxiang [11] as an effect of lexical trash, i.e., neologisms or other rare word types that do not penetrate to the general vocabulary. Namely, besides typical dictionary words, there is a non-zero probability of observing an arbitrary random string of letters as a word token. If the pool of such trash strings is infinite and the probability of re-occurrence of each trash string is negligible then we may observe a U -shaped plot of the hapax rate for extremely large corpora. The constant model with $\beta < 1$ for lexical trash can be motivated

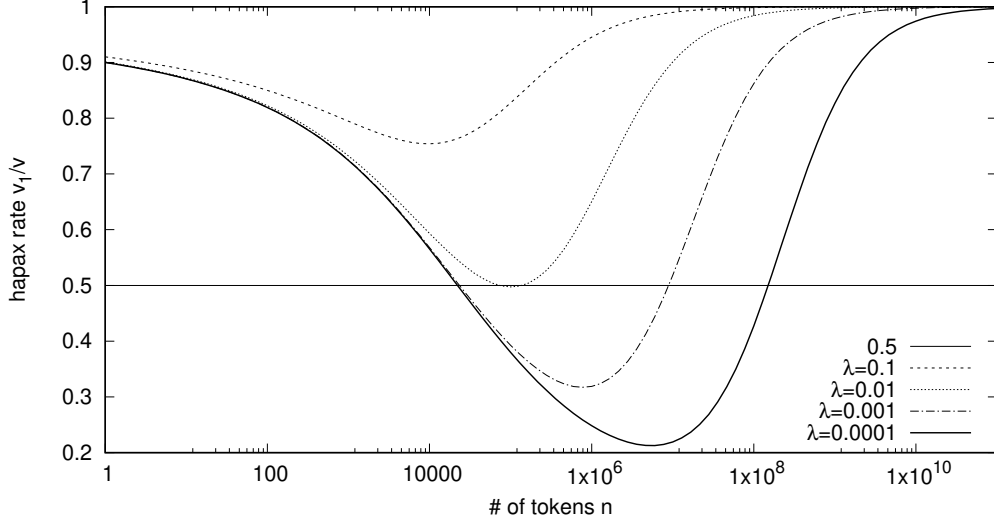


Figure 1: The U -shaped hapax rate function for a mixture of the Davis model with $\alpha = 10$ and the maximal model. The weight of the Davis model is $(1 - \lambda)$ and the weight of the maximal model is λ .

by the monkey-typing explanations of Mandelbrot’s correction (22) to Zipf’s law [23, 26]. Moreover, with the constant model using $\beta < 1$ for lexical trash, we may be able to predict the asymptotic law (93) in the second regime of the rank-frequency plot, see [12, 13, 27].

5 Experiments

Consequently, we proceed to an experimental verification of our models by comparing them with empirical word frequency distributions. There is a formidable amount of textual data available in various languages on the internet. Aware of this, we restrict ourselves to a pilot test of our models. We are not expecting to confirm the absolute truth of any particular model. We confine to setting up an experimental methodology that can be extended in future research. We are fully satisfied with a general conclusion that the urn model predicts the word frequency distributions reasonably well if we plug in a simple parametric hapax rate model. Our goal is to explore a few such

hapax rate models and to propose such a way of looking at word frequency distributions that immediately suggests how to correct the ideal Zipf and Herdan-Heaps laws as well as the Mandelbrot correction (22).

5.1 Setup

While investigating particular texts, we will try to identify which of the hapax rate models defined in §4 predicts these data most accurately. Our minimal requirement is to have the plain frequency list for each source text. This list should contain the frequencies $F(w)$ for all word types w in a given text. In particular, hapaxes must not be omitted.

From the frequency list, we compute the maximal frequency $F_1 := \max_w F(w)$, the rank function

$$R_f := \sum_w \mathbf{1}\{F(w) \geq f\}, \quad 1 \leq f \leq F_1 + 1, \quad (148)$$

the frequency spectrum elements $V_k := R_k - R_{k+1}$ for $1 \leq k \leq F_1$, the number of tokens $N := \sum_{k=1}^{F_1} kV_k$, and the number of types $V := \sum_{k=1}^{F_1} V_k$. We also consider the smoothed vocabulary size function $G(n)$ and the smoothed frequency spectrum function $G(n|l)$ defined as

$$G(n) := V - \sum_{k=1}^{F_1} V_k \left(1 - \frac{n}{N}\right)^k, \quad (149)$$

$$G(n|l) := \sum_{k=l}^{F_1} \binom{k}{l} V_k \left(\frac{n}{N}\right)^l \left(1 - \frac{n}{N}\right)^{k-l}. \quad (150)$$

These functions are motivated by the Taylor series (69)–(70). They approximate the expected vocabulary size and frequency spectrum for text length n by assuming that (V_1, V_2, \dots) is the frequency spectrum for text length N .

Functions $G(n)$ and $G(n|l)$ should be distinguished from the incremental vocabulary size $\mathcal{G}(n)$ and the incremental frequency spectrum $\mathcal{G}(n|l)$ defined as the vocabulary size and the frequency spectrum for the first n tokens of the empirical text. Respectively, we also distinguish the smoothed hapax rate $G(n|1)/G(n)$ and the incremental hapax rate $\mathcal{G}(n|1)/\mathcal{G}(n)$.

Whereas functions $\mathcal{G}(n)$ and $\mathcal{G}(n|l)$ fluctuate strongly, functions $G(n)$ and $G(n|l)$ are smooth. Empirically, fitting models to the smooth functions $G(n)$ and $G(n|l)$ yields a better prediction of the rank function R_f than fitting them to the incremental functions $\mathcal{G}(n)$ and $\mathcal{G}(n|l)$. For this reason, in the following, we present the results of fitting the models from §4.1–§4.4 to the smoothed functions such as $G(n)$ and $G(n|l)$.

Table 1: The selection of texts from Project Gutenberg.

Title	Author	File
First Folio/35 Plays	W. Shakespeare	00ws110.txt
One of Ours	W. Cather	1ours10.txt
20,000 Leagues under the Sea	J. Verne	2000010.txt
Critical & Historical Essays	Macaulay	2cahe10.txt
Five Weeks in a Balloon	J. Verne	5wiab10.txt
Eight Hundred Leagues on the Amazon	J. Verne	800lg10.txt
The Complete Memoirs	J. Casanova	csnva10.txt
Memoirs	Comtesse du Barry	dbrry10.txt
The Descent of Man	C. Darwin	dscmn10.txt
Gulliver’s Travels	J. Swift	gltrv10.txt
The Mysterious Island	J. Verne	milnd10.txt
Mark Twain, A Biography	A. B. Paine	mt7bg10.txt
The Journal to Stella	J. Swift	stlla10.txt
Life of William Carey	G. Smith	wmcry10.txt

5.2 Results

Applying our experimental setup, we have processed 14 texts in English downloaded from Project Gutenberg [29] and listed in Table 1. We have fitted the models defined in §4 to the plot of function $G(n)$ defined in (149). The free parameters of the corresponding hapax rate models are: α of the offset, β of the asymptote, and γ of the scale. The results of fitting by least squares are presented in Table 2. The quality of the fit can be witnessed in Table 3. In Figures 2–7, we present how the models that are optimal for the expected vocabulary size $G(n)$ predict the hapax rate and the rank function. The parameters are the same as for $G(n)$. The supplementary files (scripts, tables, and figures) are available from Github [9].

5.3 Discussion

The urn model combined with the analytic function theory provides a good approximation method for empirical word frequency distributions. This theoretical framework works well even when it is combined with simple models of the hapax rate decay. As for the four considered hapax rate models, for moderately-sized texts from Project Gutenberg, the constant model is the worst, the Davis model and the ill-defined linear model seem better, whereas

Table 2: The parameters fitted by least squares to function $G(n)$.

File	Constant	Davis	Logistic			Linear		Length N
	β	α	γ	β	α	γ	α	
00ws110.txt	0.768	12.06	0.314	0.218	10.11	0.0509	2.14	835726
1ours10.txt	0.797	11.55	0.318	0.203	9.72	0.0507	1.7	128963
2000010.txt	0.801	11.48	0.323	0.008	10.62	0.0578	2.22	101247
2cahe10.txt	0.796	12.12	0.314	0	11.38	0.0576	2.79	298339
5wiab10.txt	0.808	11.64	0.315	0.001	10.86	0.0552	2.13	92558
800lg10.txt	0.799	11.43	0.327	0.162	9.77	0.0534	1.84	95493
csnva10.txt	0.732	11.39	0.308	0.157	9.94	0.0542	1.87	1268149
dbrry10.txt	0.787	11.39	0.325	0.065	10.31	0.0583	2.23	159710
dscmn10.txt	0.774	11.5	0.328	0	10.75	0.0629	2.71	312075
gltrv10.txt	0.796	11.4	0.322	0.001	10.62	0.0584	2.22	104909
milnd10.txt	0.773	11.14	0.347	0.127	9.63	0.0608	2.24	195064
mt7bg10.txt	0.775	11.91	0.296	0.001	11.45	0.0565	2.55	519886
stlla10.txt	0.757	10.91	0.333	0.231	8.87	0.0536	1.45	245882
wmcry10.txt	0.799	11.69	0.314	0	10.96	0.0567	2.34	145487
Mean	0.783	11.54	0.32	0.084	10.36	0.0562	2.17	321678

the logistic model is usually the best, see Table 3.

Contrary to the usual assumption under Herdan-Heaps' law paradigm, the hapax rate is not constant as a function of the text length. It exhibits a prominent decaying trend that is approximately linear over many decades in the logarithmic scale. However, the incremental hapax rate exhibits large fluctuations about this trend. Also the smoothed hapax rate follows three humps that recur roughly in the same locations for all investigated texts. Are these humps significant? Do they correspond to a decomposition of the lexicon into functional words, common words, and proper names? This may be worth checking in the future research.

The main take-away is that Herdan-Heaps' law is a crude approximation of empirical word frequency distributions. This law implies that the hapax rate is constant and almost twice larger than actually observed for a given whole text. Obviously, this model is false. Since the decaying trend of the hapax rate is approximately linear over many decades then the pure Davis model becomes also suboptimal for sufficiently long texts. Although it may be necessary to consider mixture models for larger corpora, we have not observed the U -shaped plot for the selected texts from the Project Gutenberg corpus.

Table 3: The goodness of fit $\sqrt{\text{WSSR}/\text{ndf}}$ for function $G(n)$.

File	Constant	Davis	Logistic	Linear
00ws110.txt	1784.34	120.42	11.82	43.71
1ours10.txt	478.53	74.39	7.02	16.69
2000010.txt	439.57	117.31	2.18	24.14
2cahe10.txt	1118.75	255.29	29.17	86.71
5wiab10.txt	414	111.21	4.15	25.14
800lg10.txt	402.88	83.74	3.12	16.48
csnva10.txt	1721.89	107.98	6.86	34.72
dbrry10.txt	587.39	125.46	5.65	31.08
dscmn10.txt	982.09	215.02	19.93	63.73
gltrv10.txt	463.34	117.35	6.86	31.39
milnd10.txt	629.47	125.02	1.88	23.22
mt7bg10.txt	1433.58	194.1	8.75	73.41
stlla10.txt	603.45	45.14	9.67	9.34
wmcry10.txt	592.57	143.7	5.25	36.47
Mean	832.27	131.15	8.74	36.87

6 Conclusion

Zipf’s and Heaps’ laws are celebrated theoretical constructs but their particular functional forms fail upon a closer scrutiny as a too crude approximation. Borrowing the term from economics, they seem to constitute stylised facts, i.e., broad tendencies that summarize the data but ignore the details [18]. Thus one might doubt whether there is a relatively simple but more accurate description of the word frequency distributions.

Here we have advocated, however, that investigation of the hapax rate function yields a direct insight where and why particular forms of Zipf’s and Heaps’ laws do fail. Moreover, this investigation suggests how to improve these laws systematically with relatively simple parametric models. Thus we hope that the hapax rate plot may be a convenient diagnostic tool for future research in quantitative linguistics. The basic finding of this work is that the constant model for the hapax rate is wrong and, easily, one can propose efficiently computable but not completely obvious corrections to the idealized Zipf-Mandelbrot and Herdan-Heaps laws. The standard urn model allows to deduce them from a simple logistic hapax rate model and the predictions are much more precise than even for the previously discussed Davis model.

We suppose that while investigating large natural language corpora, it may be necessary to consider mixture models where different components of

the lexicon are distinguished based on some linguistic criteria and possibly they obey different hapax rate functions. In particular, we may empirically research which components of the lexicon are closed or open—or rather to what degree they are closed or open. Are they asymptotically bounded (the logistic model with $\beta = 0$), do they grow logarithmically (the Davis model), or do they follow a scale-invariant power-law (the constant model)? In fact, already Baayen [1] tried to answer such sort of questions by investigating productivity of affixes in particular. This work is an extension of his theoretical ideas into the area of hapax rate modelling. Our main goal was to provide a relatively self-contained mathematical toolbox for future research.

Acknowledgements

I thank Iván González Torre, Antoni Hernández-Fernández, and Jiří Milička for a fruitful discussion of the ideas contained in this paper.

References

- [1] R. H. Baayen. *Word frequency distributions*. Dordrecht: Kluwer Academic Publishers, 2001.
- [2] T. B. Brown, B. Mann, N. Ryder, M. Subbiah, J. Kaplan, P. Dhariwal, A. Neelakantan, P. Shyam, G. Sastry, A. Askell, S. Agarwal, G. K. Ariel Herbert-Voss, T. Henighan, R. Child, A. Ramesh, D. M. Ziegler, J. Wu, C. Winter, C. Hesse, M. Chen, M. L. Eric Sigler, S. Gray, B. Chess, J. Clark, C. Berner, S. McCandlish, A. Radford, I. Sutskever, and D. Amodei. Language models are few-shot learners. In *2020 Conference on Neural Information Processing Systems (NIPS)*, 2020.
- [3] G. Chaitin. *Meta Math!: The Quest for Omega*. Pantheon Books, 2005.
- [4] E. U. Condon. Statistics of vocabulary. *Science*, 67(1733):300–300, 1928.
- [5] V. Davis. Types, tokens, and hapaxes: A new heap’s law. *Glottology*, 9(2):113–129, 2018.
- [6] Ł. Dębowski. Zipf’s law against the text size: A half-rational model. *Glottometrics*, 4:49–60, 2002. (To honor G. K. Zipf).
- [7] Ł. Dębowski. *Information Theory Meets Power Laws: Stochastic Processes and Language Models*. New York: Wiley & Sons, 2021.

- [8] Ł. Dębowski. A simplistic model of neural scaling laws: Multiperiodic Santa Fe processes. <https://arxiv.org/abs/2302.09049>, 2023.
- [9] Ł. Dębowski. ZipfAnatomy: Collection of scripts, tables, and figures for paper “Corrections of Zipf’s and Heaps’ laws derived from hapax rate models”, 2023. <https://github.com/lukasz-debowski/ZipfAnatomy>.
- [10] J. B. Estoup. *Gammes sténographiques*. Paris: Institut Stenographique de France, 1916.
- [11] F. Fengxiang. An asymptotic model for the English hapax/vocabulary ratio. *Computational Linguistics*, 36(4):631–637, 2010.
- [12] R. Ferrer-i-Cancho and R. V. Solé. Two regimes in the frequency of words and the origins of complex lexicons: Zipf’s law revisited. *Journal of Quantitative Linguistics*, 8(3):165–173, 2001.
- [13] R. Ferrer-i-Cancho and R. V. Solé. Least effort and the origins of scaling in human language. *Proceedings of the National Academy of Sciences of the United States of America*, 100:788–791, 2003.
- [14] P. Harremoës and F. Topsøe. Zipf’s law, hyperbolic distributions and entropy loss. *Electronic Notes in Discrete Mathematics*, 21:315–318, 2005. General Theory of Information Transfer and Combinatorics.
- [15] H. S. Heaps. *Information Retrieval—Computational and Theoretical Aspects*. New York: Academic Press, 1978.
- [16] G. Herdan. *Quantitative Linguistics*. London: Butterworths, 1964.
- [17] A. Hernández-Fernández, I. G. Torre, J.-M. Garrido, and L. Lacasa. Linguistic laws in speech: The case of Catalan and Spanish. *Entropy*, 21(12):1153, 2019.
- [18] N. Kaldor. Capital accumulation and economic growth. In D. C. Hague, editor, *The Theory of Capital: Proceedings of a Conference held by the International Economic Association*, pages 177–222. London: Palgrave Macmillan, 1961.
- [19] E. Khmaladze. The statistical analysis of large number of rare events. Technical Report MS-R8804. Centrum voor Wiskunde en Informatica, Amsterdam, 1988.
- [20] A. Kornai. How many words are there? *Glottometrics*, 4:61–86, 2002.

- [21] W. Li. References on Zipf’s law. <https://wli-zipf.upc.edu/>, 2021.
- [22] A. J. Lotka. The frequency distribution of scientific productivity. *Journal of the Washington Academy of Sciences*, 16(12):317–324, 1926.
- [23] B. Mandelbrot. Structure formelle des textes et communication. *Word*, 10:1–27, 1954.
- [24] J. Milička. Type-token & hapax-token relation: A combinatorial model. *Glottology*, 2(1):99–110, 2009.
- [25] J. Milička. Rank-frequency relation & type-token relation: Two sides of the same coin. In I. Obradović, E. Kelih, and R. Köhler, editors, *Methods and Applications of Quantitative Linguistics—Selected papers of the 8th International Conference on Quantitative Linguistics (QUALICO)*. Belgrade: Academic Mind, 2013.
- [26] G. A. Miller. Some effects of intermittent silence. *American Journal of Psychology*, 70:311–314, 1957.
- [27] M. A. Montemurro and D. H. Zanette. New perspectives on Zipf’s law in linguistics: from single texts to large corpora. *Glottometrics*, 4:87–99, 2002.
- [28] J. K. Orlov. Linguostatistik: Aufstellung von Sprachnormen oder Analyse des Redeprozesses? In J. K. Orlov, M. G. Boroda, and I. Š. Nadarejšvili, editors, *Sprache, Text, Kunst. Quantitative Analysen*, pages 1–55. Studienverlag Dr. N. Brockmeyer, Bochum, 1982.
- [29] Project Gutenberg, (n.d.). Retrieved May 25, 2011, from <https://www.gutenberg.org/>.
- [30] A. Radford, J. Wu, R. Child, D. Luan, D. Amodei, and I. Sutskever. Language models are unsupervised multitask learners. <https://openai.com/blog/better-language-models/>, 2019.
- [31] C. Shannon. A mathematical theory of communication. *Bell System Technical Journal*, 30:379–423, 623–656, 1948.
- [32] H. A. Simon. On a class of skew distribution functions. *Biometrika*, 42: 425–440, 1955.
- [33] K. Tanaka-Ishii. *Statistical Universals of Language: Mathematical Chance vs. Human Choice*. New York: Springer, 2021.

- [34] I. G. Torre, B. Luque, L. Lacasa, C. T. Kello, and A. Hernández-Fernández. On the physical origin of linguistic laws and lognormality in speech. *Royal Society Open Science*, 6(8):191023, 2019.
- [35] W. Weaver. Recent contributions to the mathematical theory of communication. *ETC: A Review of General Semantics*, 10(4):261–281, 1953.
- [36] G. K. Zipf. *The Psycho-Biology of Language: An Introduction to Dynamic Philology*. Boston: Houghton Mifflin, 1935.
- [37] G. K. Zipf. *Human Behavior and the Principle of Least Effort*. Reading: Addison-Wesley, 1949.

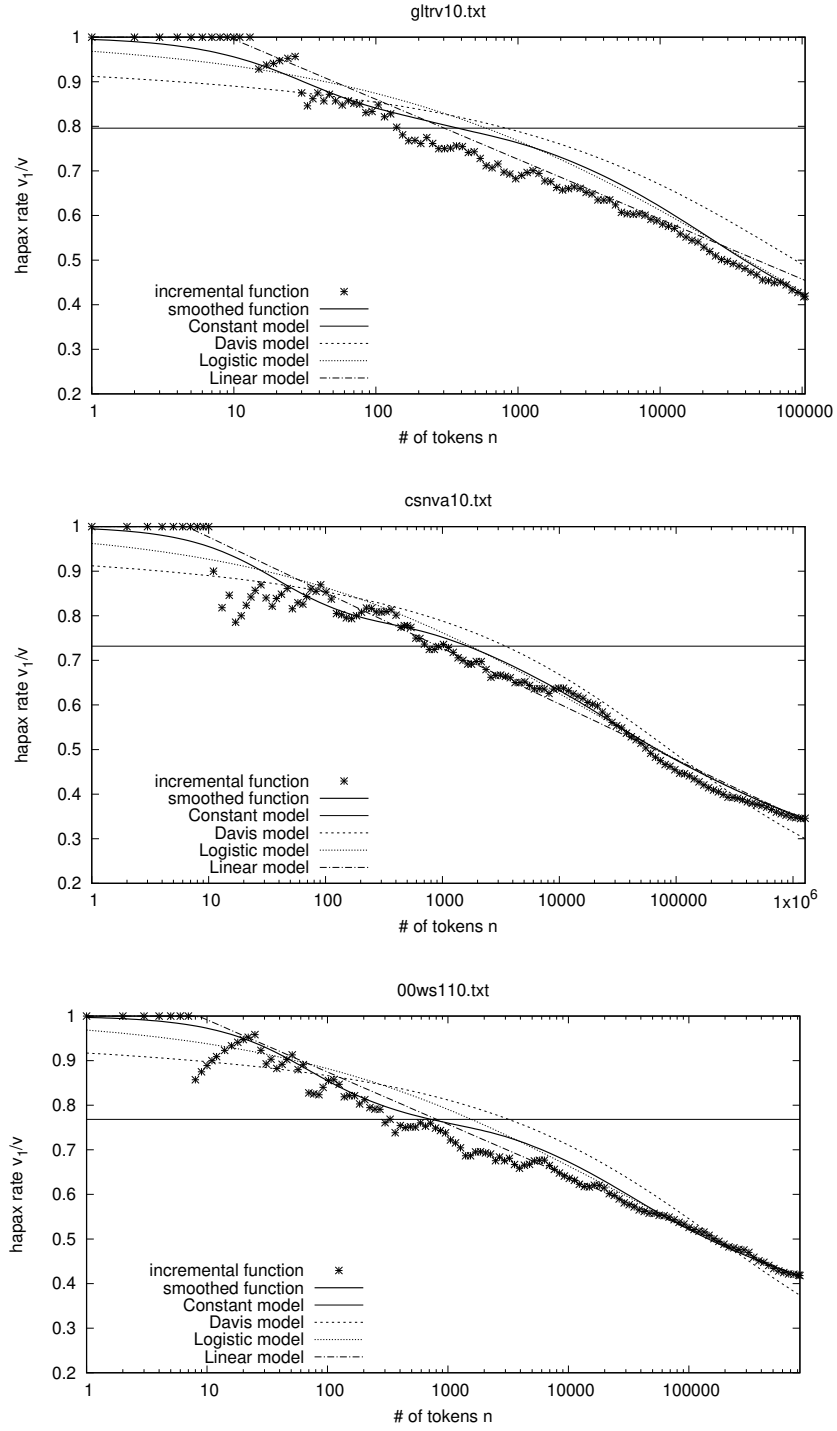


Figure 2: The hapax rate function.

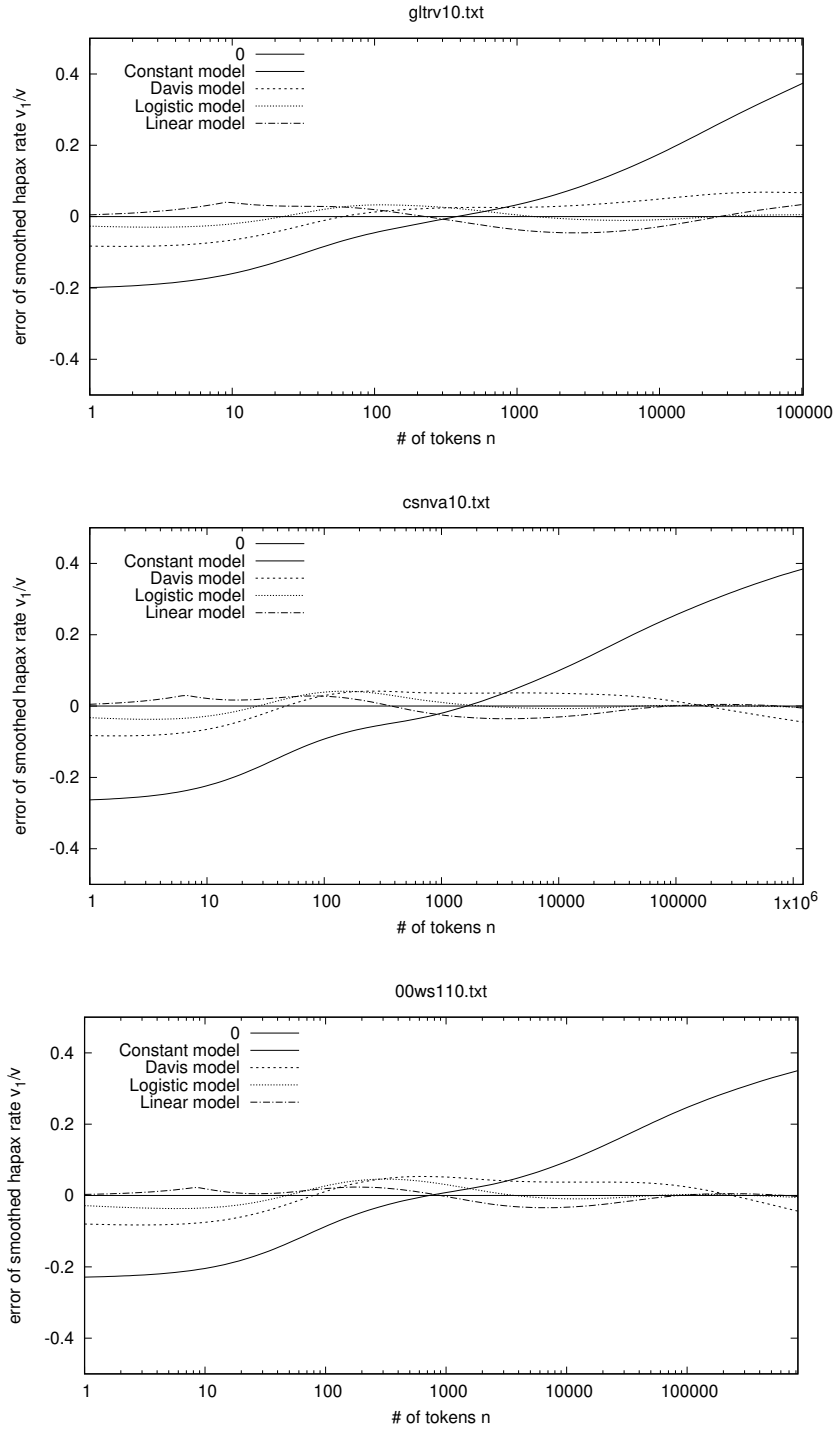


Figure 3: The hapax rate function (residuals).

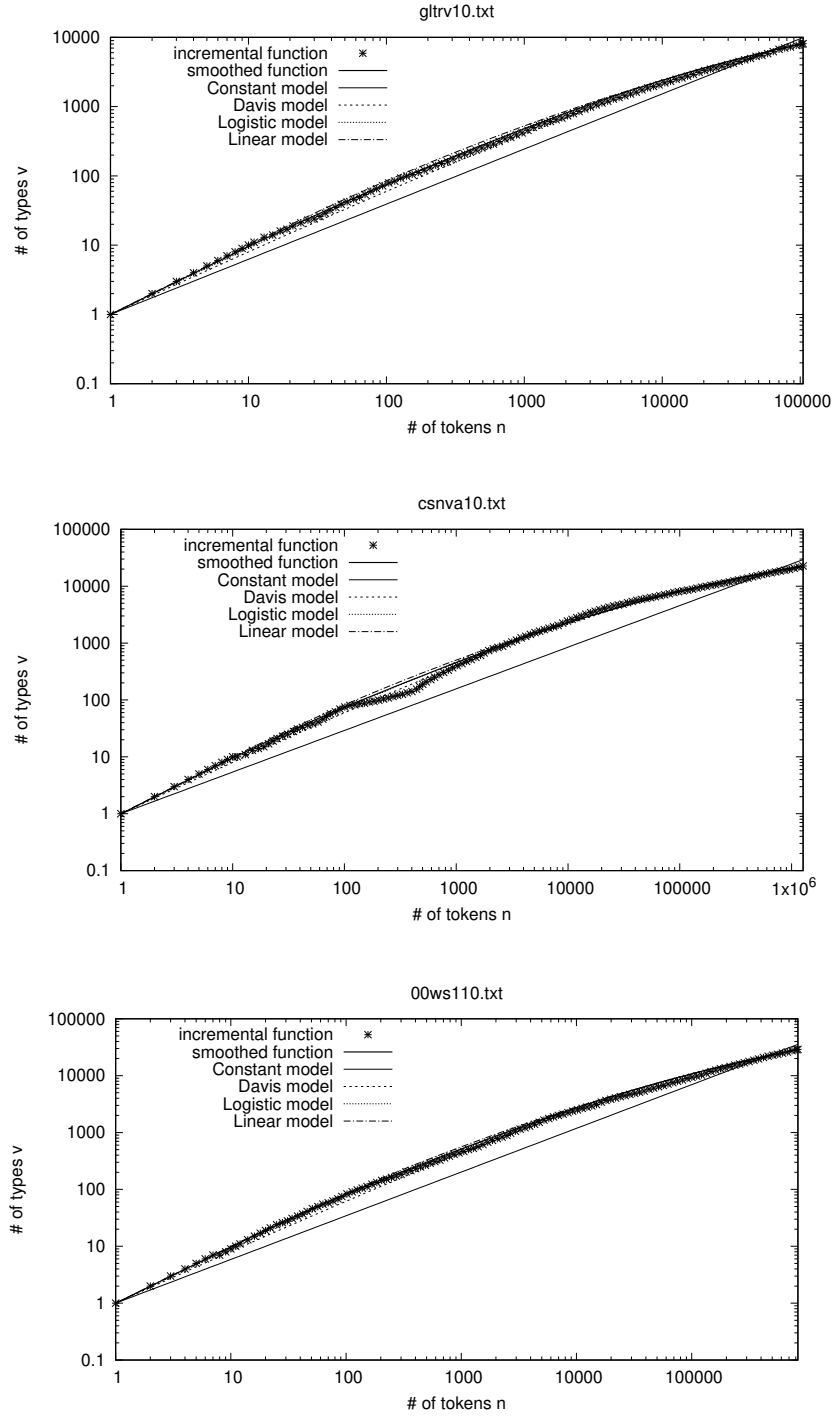


Figure 4: The vocabulary size function.

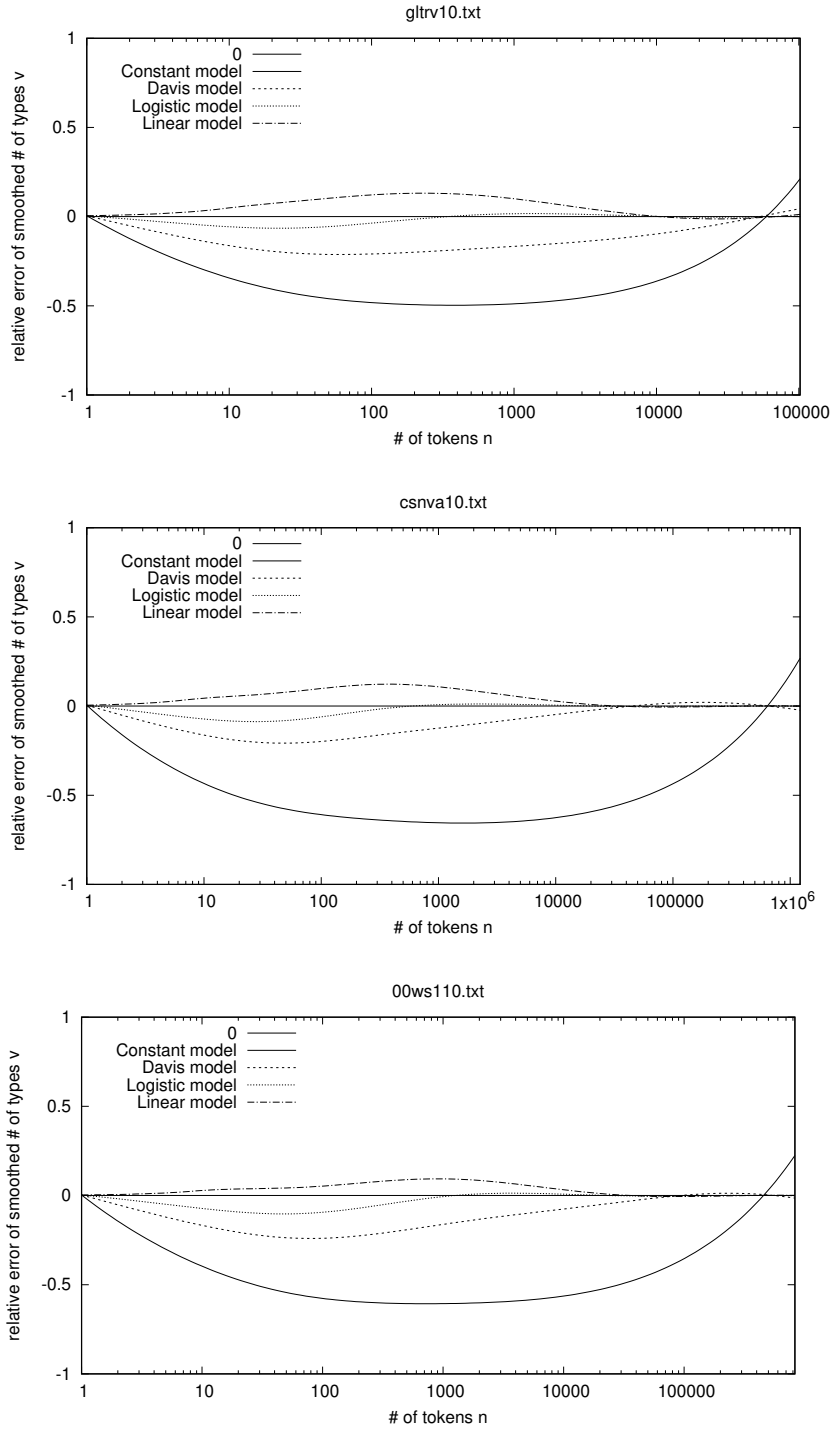


Figure 5: The vocabulary size function (residuals).

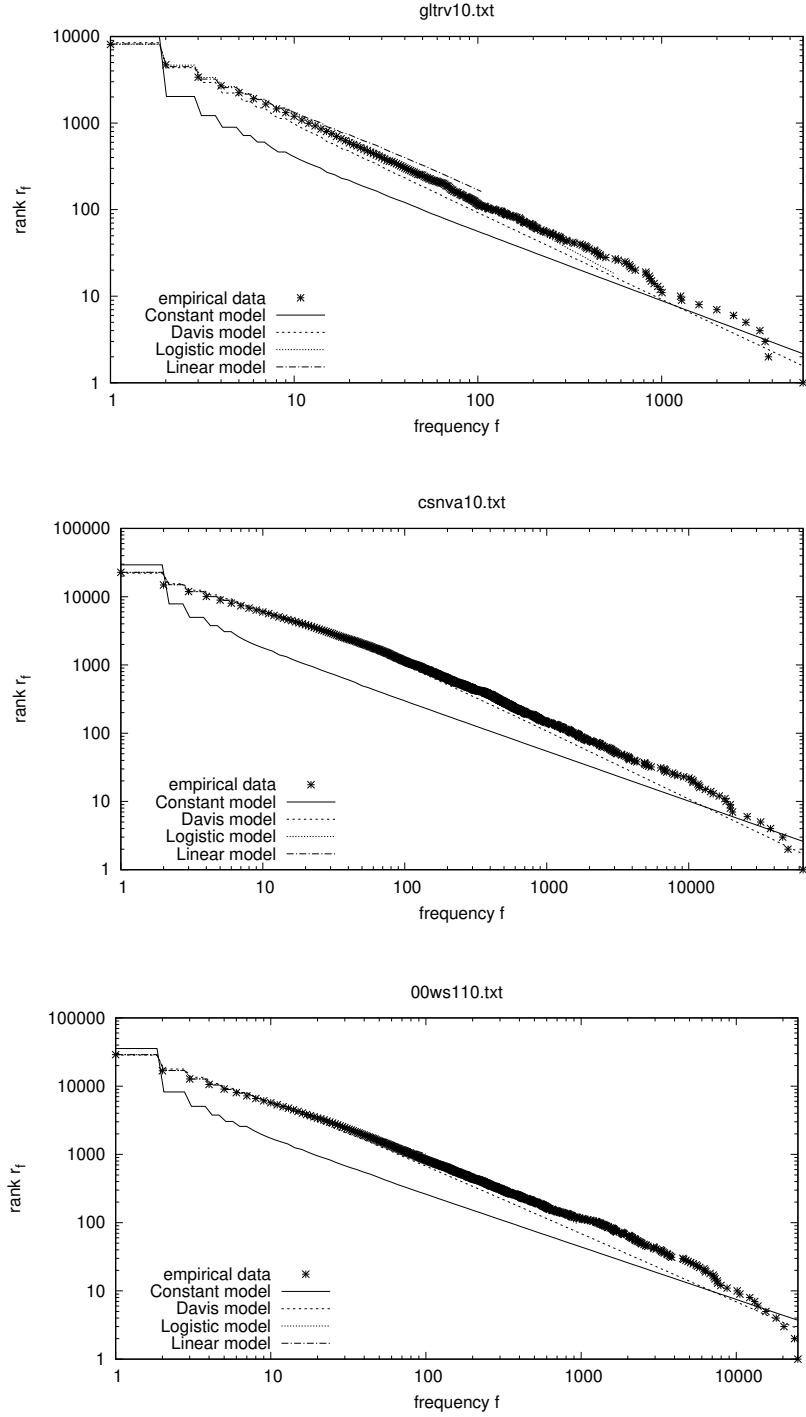


Figure 6: The rank function (the whole plot).

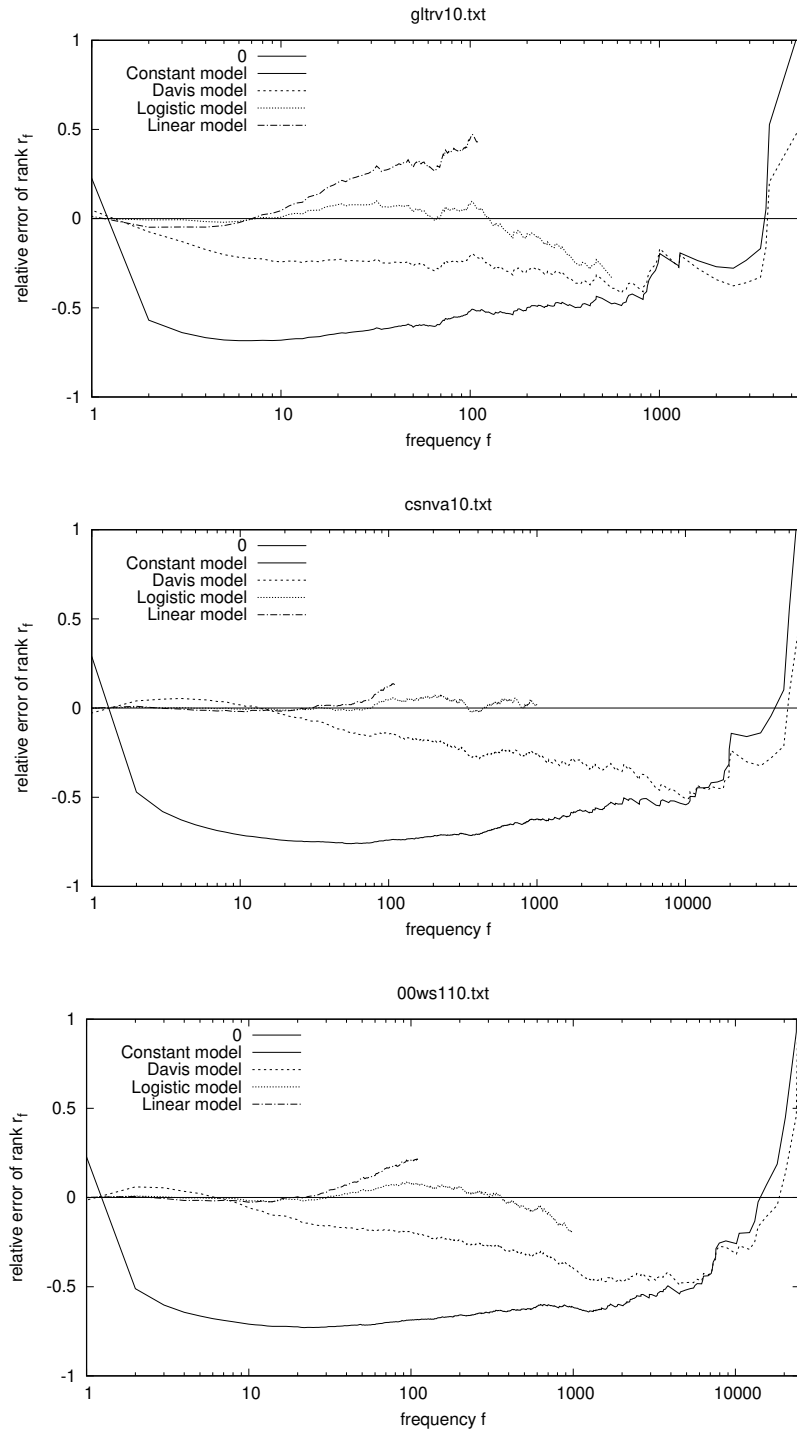


Figure 7: The rank function (residuals).