

Execution at RISC: Stealth JOP Attacks on RISC-V Applications

Loïc Buckwell, Olivier Gilles^[0000–0002–3776–2071],
Daniel Gracia Pérez^[0000–0002–5364–8244], and
Nikolai Kosmatov^[0000–0003–1557–2813]

Thales Research & Technology, Palaiseau, France
{loic.buckwell,olivier.gilles,daniel.gracia-perez,
nikolai.kosmatov}@thalesgroup.com

Abstract. RISC-V is a recently developed open instruction set architecture gaining a lot of attention. To achieve a lasting security on these systems and design efficient countermeasures, a better understanding of vulnerabilities to novel and potential future attacks is mandatory. This paper demonstrates that RISC-V is sensible to Jump-Oriented Programming, a class of complex code-reuse attacks. We provide an analysis of new dispatcher gadgets we discovered, and show how they can be used together in order to build a stealth attack, bypassing existing protections. A proof-of-concept attack is implemented on an embedded web server compiled for RISC-V, in which we introduced a vulnerability, allowing an attacker to remotely read an arbitrary file from the host machine.

Keywords: Control-Flow Integrity · Code-Reuse Attacks · Embedded Systems · RISC-V.

1 Introduction

The RISC-V Instruction Set Architecture (ISA)¹ is a novel open Reduced Instruction Set Computer (RISC) ISA, which is often used for embedded systems. While RISC ISAs innately have a smaller attack surface than Complex Instruction Set Computer (CISC) ISAs, many of them run critical systems, including industrial control systems or cyber-physical systems, whose failure may have dramatic consequences (including environmental disasters and loss of human lives). Using a novel open ISA brings several benefits. Its novelty brings security advantages by taking past security failures into experience. Even more important is the open status, where trust in the architecture relies on community review. This also enables national independence in microchip supplies, a very important feature as target systems may be strategic, and export restrictions become more common.

While most RISC-V architectures offer a satisfying level of security compared to similar classes of systems, they will increasingly become the target to complex attacks as their relevance in the industrial and strategic field increases.

¹ <https://riscv.org>

Eventually, state-backed attackers are deemed to attack them. In order to anticipate this threat, security researchers face the challenge to anticipate potential vulnerabilities and imagine suitable protection mechanisms. Code-Reuse Attacks (CRA), and specifically those based on Jump-Oriented Programming (JOP), are among the most complex attacks to realize, but also to prevent. They can be very powerful when successful, as they can allow the attacker to run an arbitrary sequence of instructions within the corrupted application. In this article we adopt the attacker’s point of view and try to perform a JOP attack, with the intent of (1) better understanding the vulnerabilities of RISC-V systems, and (2) ultimately designing better countermeasures to prevent these attacks.

Contributions. We summarize our contributions as follows:

- a first analysis of vulnerabilities to JOP attacks on RISC-V architecture;
- a description of new dispatcher gadgets enabling JOP attacks to bypass modern mitigations on RISC-V architecture;
- a demonstration of feasibility by implementing and testing a stealth JOP attack on a vulnerable RISC-V application.

Outline. Section 2 introduces code-reuse attacks, countermeasures against them and the limitations of the latter. Section 3 briefly describes the RISC-V ISA attack surface regarding JOP attacks, and introduces a new kind of gadgets, increasing gadget availability above the level of ROP attacks. Section 4 describes an attack we developed against a vulnerable RISC-V application using techniques described in previous sections, and how we use them to reach a new property for CRA, stealth. Section 5 compares our approach to other efforts related to Jump-Oriented Programming and RISC-V security. Finally, Section 6 provides a conclusion.

2 Code-Reuse Attacks Overview

The aim of a *Code-Reuse Attack* (CRA) is to take control of an application execution through the use of existing code within the target application in order to perform unintended or malicious actions.

A CRA is not in itself a primary attack, but relies on an earlier memory corruption allowing to hijack the execution flow. Such vulnerabilities are well-known, but still prevalent in many systems [21]. The originality of CRAs comparatively to regular code injection is that, instead of redirecting the execution flow toward injected code (generally, a shellcode in a buffer), it redirects the execution toward existing code in the application in order to obtain a malicious effect. A simple example of such attacks is return-to-libc [19], where the execution flow is redirected to a single function after manipulation of arguments within the stack of the corrupted function. More sophisticated attacks with the same principle of stack corruption have emerged, among which the Return-Oriented Programming (ROP) technique [17,4]. It consists in chaining *gadgets*, i.e. code snippets composed of a few instructions and ending with a linking instruction. In the case of ROP, the linking instruction is a return to a caller instruction which

pops the next gadget address from the corrupted stack, handing on execution flow to it, and so on. Using this approach, the attacker can run an arbitrary sequence of legit instructions, effectively running a malicious action using the target application code.

2.1 Countermeasures

Multiple methods were proposed and used in order to defend against return-to-libc and ROP. Address Space Layout Randomization (ASLR) randomize base addresses of memory mappings. The attacker needs to guess the address of target function or gadgets. Stackguard [7] introduced the notion of canaries to protect the integrity of the stack. Yet solutions relying on secrets depend much on the system entropy, which tends to decline as the system uptime increases — an important issue for embedded systems that can run for decades without reboot. Both ASLR and Stackguard are even weaker on 32-bit systems [18], and several techniques have been proposed to bypass them.

Abadi et al. [1] first formally identified a process property named *Control-Flow Integrity* (CFI), defined by the adherence of the runtime execution flow to its intended behavior. In order to ensure this property against attackers, they proposed two complementary protections: shadow stack and landing pads². *Shadow stack* protects backward-edge jumps by pushing procedure return addresses to a memory protected stack at call time. When a procedure returns, its return address is popped from both stacks and compared. If they differ, a memory corruption is detected. *Landing pads* are special instructions protecting forward-edge jumps. When implemented, each jump destination must be one of these instructions. However, they rely on the compiler generating them, and even if an application is compiled with them, it can still use shared libraries that do not use landing pads, effectively loosing benefits for corresponding code. Nevertheless, these protections make theoretically all kinds of CRA nearly impossible to implement, and do indeed stop most return-to-libc and ROP attacks, although often leading to significant fall of performances [3].

2.2 Overcoming the Shadow Stack: Jump-Oriented Programming

Much like ROP, JOP consists in assembling *functional gadgets* containing useful instructions present in the target application in order to perform a malicious action. However in the case of JOP, the chaining mechanism must be done by a *dispatcher gadget*. Its role is to load and jump to the next functional gadget from a *dispatch table*, generally injected into a buffer. Each functional gadget must then end with a jump to the dispatcher gadget. To do this, at least two registers need to be reserved: one for the dispatcher gadget and one for the dispatch table. The *initializer gadget* is responsible to set them to their respective addresses. Figure 1 illustrates this mechanism with an example, where `r1` and `r2` are reserved

² A specification of shadow stack and landing pads for RISC-V is currently under ratification <https://github.com/riscv/riscv-cfi/>

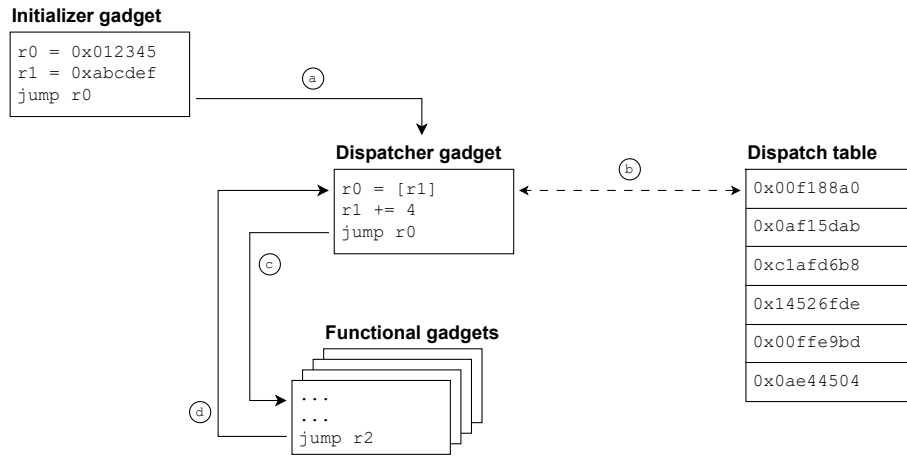


Fig. 1. JOP mechanic principle.

registers (respectively, for the dispatch table and the dispatcher gadget), and `r0` is used to branch to functional gadgets.

Assembling a JOP gadget chain is far more complex than doing so for a ROP gadget chain for multiple reasons. First, reserved registers must be set to appropriate values prior to passing execution flow to the dispatcher gadget. This must be done with another specialized gadget, which is only executed once, and is referred to as the *initializer gadget*. The dispatcher and initializer gadgets are thus intimately tied, as they must work with the same reserved registers. Although the initializer and dispatcher gadget patterns are quite simple, there are few of them in practice, and viable combinations of both are even more scarce. In addition to this difficulty, for any viable pair, there must be enough compatible functional gadgets, i.e. ending with a jump to the dispatcher gadget register in order to build the actual attack code. For this reason, the best dispatcher gadget register is the one for which we find the most functional gadgets. In practice, most common functional gadgets are procedure epilogues but using them would trigger shadow stack detection if implemented. Other registers, e.g. argument registers, are hard to use as reserved registers. Reserving them would make argument passing complex, reducing the attack effectiveness. Side-effects in functional gadget must also be considered as they break the gadget chain management by clobbering the reserved registers. For these reasons, JOP remains mostly theoretical. The most prominent example publicly known to this day is a complex rootkit targeting x86/Linux2.6 [6].

Since searching and chaining gadgets is highly dependent on both ISA and Application Binary Interface (ABI), its feasibility in new architectures is not proven. In the following sections, we demonstrate the feasibility of JOP attacks on applications compiled for the RISC-V architecture, and introduce a new kind of dispatcher gadget enabling the use of procedure epilogues as functional gadgets

Register	ra	e5	t1	t3	tp	a4	s0	s2	a2	a0	sp	s1	a3	t5	s8
Available gadgets	4557	810	318	255	239	184	183	157	147	106	97	86	83	79	68

Table 1. Gadget availability per register in libc (top 15).

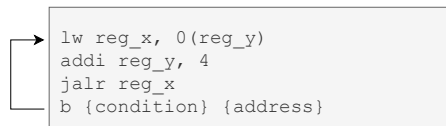


Fig. 2. Autonomous dispatcher gadget (ADG) example.

without triggering shadow stack detection, allowing to craft stealth attacks with a greater attack surface.

3 Bringing JOP to RISC-V

3.1 Attack Surface

Ability to perform JOP attacks for a given architecture heavily relies on gadget availability. As such, they represent the attack surface. We used RaccoonV³, an open-source tool to search for RISC-V JOP gadgets, to gather statistics about available gadgets for some applications. Table 1 shows the number of available gadgets per register in the GNU libc 2.34 compiled for RISC-V 32 bits with M, A and C extensions (RV32IMAC).

3.2 Introducing Autonomous Dispatcher Gadgets

Table 1 shows that `ra` and `a5` are the registers of choice for the dispatcher gadget register using a classic JOP scheme. However, jumping to `ra` from functional gadgets would trigger shadow stack detection if implemented. On the other hand, `a5` tends to be used by GCC when calling function pointers. In our experience, as most dispatcher gadgets are generated by the call of function pointers in a loop, they already use `a5` to jump to functional gadgets, making them impractical candidates. In practice we did not find any suitable combination of reserved registers allowing to chain system calls in a convenient way [10].

While searching for more suitable gadgets in RISC-V applications, we found a new kind of a dispatcher gadget, illustrated in Figure 2, that we call an *autonomous dispatcher gadget* (ADG).

It has two differences from a classical dispatcher gadget. First, the instruction used to link to functional gadgets is a JALR, instead of a JR. In order to use such dispatcher gadget without triggering shadow stack detection, functional gadgets ending with a jump to `ra` now can — and must — be used. Doing so, each round-trip between the dispatcher gadget and functional gadgets will

³ <https://github.com/lfalkau/raccoonv>

```

extern void (*states[])();

void run() {
    void (**state)() = states;
    do {
        (*state)();
    } while (*state++);
}

```

Fig. 3. Dispatcher gadget code pattern.

correspond to a legit procedure call. However, when using a JALR instruction to link to functional gadgets, `ra` will be set to the next instruction in the dispatcher gadget, instead of the dispatcher gadget address itself. While this would be an issue with a classical dispatcher gadget, the second difference of the ADG is that it links back to itself when getting control back, which justifies its name. However, in each ADG we found or managed to reproduce, this self-linking instruction was conditional. While the attacker has to ensure the condition remains true in order to preserve the chain, it is in practice easily feasible as discussed in Section 4.

Code pattern The first autonomous dispatcher we found was in the GNU libc 2.34, compiled with the second GCC level of optimization (`-O2`). We also managed to generate several autonomous dispatcher gadgets with simple and realistic code patterns, each involving function pointer calls inside a loop. Figure 3 is one of them.

Reserved registers In order to craft a JOP attack using an ADG, only one reserved register is required: the dispatch table register. Indeed, the ADG links back to itself with a JAL instead of a JALR, which would require another reserved register as classic dispatcher gadgets.

As a consequence, the initializer can use any register to jump to the dispatcher gadget the first time. The only register it must share with the ADG is the dispatch table register. Reducing the reserved registers constraint between these two gadgets considerably increases the probability to find a compatible pair.

From our experience, generated ADGs often use first available saved registers (`s0–11`) as the dispatch table register, which is convenient because there is a good balance of gadgets loading them from the stack (potential initializer gadgets) and gadgets which do not clobber them, making them compatible functional gadgets.

4 Attacking Real-World RISC-V Applications

In order to show the feasibility of JOP attacks in the RISC-V architecture, we decided to test it on an embedded application: Mongoose web server, and more precisely the provided `http-server`, in which we introduced a memory corruption vulnerability.

```

1 diff --git a/src/mongoose/main.c b/src/mongoose/main.c
2 index 1399f3c..0febfb4 100644
3 --- a/src/mongoose/main.c
4 +++ b/src/mongoose/main.c
5 @@ -29,9 +29,10 @@ static void cb(struct mg_connection *c, int ev, void *ev_data, void *fn_data) {
6     mg_http_parse((char *) c->send.buf, c->send.len, &tmp);
7     cl = mg_http_get_header(&tmp, "Content-Length");
8     if (cl == NULL) cl = &unknown;
9 -     MG_INFO(("0[%.*s] 2[%.*s] 3[%.*s] 4[%.*s]", (int) hm->method.len, hm->method.ptr,
10 -         (int) hm->uri.len, hm->uri.ptr, (int) tmp.uri.len, tmp.uri.ptr,
11 -         (int) cl->len, cl->ptr));
12 +     char body[16384] = {0};
13 +     sprintf(body, "%.*s", hm->body.len, hm->body.ptr);
14 +     printf(body);
15 +     fflush(0);
16     }
17     (void) fn_data;
18 }

```

Fig. 4. Mongoose introduced vulnerability diff.

Mongoose web server is a target of choice because it can be interacted with from the network. While its features would probably be restricted in real-life scenarios, it is still very relevant to demonstrate JOP feasibility. The aim of the attacker in our scenario is to remotely read the private part of the target’s root SSH key, which is base64-encoded and stored on disk.

Mongoose is developed in C. We compiled it for RISC-V 32 bits using GCC, disabling Position-Independent Executable (PIE). It aims to run over a Linux system, and dynamically links to the libc. In order to keep the attack as portable as possible, we only relied on the application itself for the memory corruption and execution-flow hijacking. Every gadget used then has been found on the libc, which has been compiled with modern binary protections, using *-fstack-protector-all -D_FORTIFY_SOURCE=2*, and the second level of optimization (*-O2*). Both operating system and target application were executed and validated on a RISC-V CVA6 32-bit softcore design⁴ [22] running Linux, deployed on a Genesys2 FPGA.

In the following subsections, we explain how we were able to steal the key stored on disk using exclusively JOP thanks to an ADG, by crafting a malicious HTTP request.

Attack Model The attack we realized in our experiment relies on a memory vulnerability, for instance a format string vulnerability, allowing to highjack the execution flow of the target application. We did not activate ASLR on the target application, since it can be bypassed by different techniques, and is out of scope of this research [18]. Figure 4 shows the diff of the original Mongoose code with the vulnerability we introduced.

We also made the hypothesis that, during the reconnaissance phase of the attack, the attacker is able to access an exact twin of the target application (either by rebuilding it with the same options and environment, or by acquiring an device running said application), and run it with a debugger. Thus, potential

⁴ <https://github.com/openhwgroup/cva6>

```

$ rv libc.so.6 --op=li --wr=a2 --imm=0 --max=1
0x0006f082 01 46 li a2, 0
0x0006f084 82 80 jr ra

0x000d4244 01 46 li a2, 0
0x000d4246 02 94 jalr s0

0x000a1fbc 01 46 li a2, 0
0x000a1fbe 82 97 jalr a5

-----
Found 3 unique gadgets.

```

Fig. 5. RaccoonV output with a query on libc.

anti-debug, anti-reverse or anti-tampering measures are not considered within the scope of our experiment.

Attack overview The crafting of the attack consists in five steps divided between the two first stages of the cyber kill chain: reconnaissance and weaponization.

The three steps involved in the reconnaissance stage are:

- identification of a memory vulnerability;
- identification of available gadgets in the application;
- definition of the attack aim.

The two steps involved in the weaponization stage are:

- crafting of the JOP chain;
- crafting of the malicious payload.

As a first step the attacker must identify a memory vulnerability allowing to hijack the execution flow toward the initializer gadget. This step is not covered in detail in this document, but many techniques and tools exist in order to identify such vulnerabilities [21].

In our experiment, we inserted a format string vulnerability within the target application, allowing an attacker to perform arbitrary writes. We used it to overwrite the Global Offsets Table (GOT) entry of the fflush function of the stdio C library — which is called right after the vulnerable printf.

Identifying gadgets The identification of available gadgets in the application is the most important stage in the attack, as it decides which assets can be targeted by the attack. Too few, or not diverse enough gadgets will restrict the range of available targets in the best case, or make the attack impossible in the worst case. In our experiment, we searched for gadgets using RaccoonV, an open-source tool we built in order to automate the gadget discovery based on queries. Figure 5 shows an output example of a simple query using RaccoonV.

In this example, we queried for gadgets in the libc, that loads the immediate 0 (`--op=li --imm=0`) in the register a2 (`--rr=a2`), and is at most 1 (`--max=1`)


```

0x0002ec74 lw a5, 0(s0)
0x0002ec76 addi s0, 4
0x0002ec78 jalr a5
0x0002ec7a bltu s0, s1, 0x2ec74

```

Fig. 6. Autonomous dispatcher gadget found in libc.

```

0x000d4706 lw a5, 0(s0)
0x000d4708 lw a0, 4(s0)
0x000d470a lw s0, 8(sp)
0x000d470c lw ra, 12(sp)
0x000d470e lw s1, 4(sp)
0x000d4710 addi sp, sp, 16
0x000d4712 jr a5

```

Fig. 7. Initializer gadget found in libc.

instruction long (excluding the gadget linker i.e. the final JALR instruction). The attacker can then focus on the gadget offsets (left column of the output).

As the dispatcher gadget is among the hardest to find, it is strongly encouraged to find one first, and to build the attack around. After a first analysis, we found 10 potentially viable dispatcher gadgets in the libc, and analyzed each by hand. Luckily enough, we found an ADG, described in Section 3 and illustrated in Figure 6. Its self-linking instruction is conditional, and in order to use it without breaking the chain, we must ensure `s0` remains inferior than `s1`.

Finding an initializer gadget in the libc which allows setting `s0` and `s1`, and does not use `ra` as the linking register was a difficult task, but thanks to the ADG, more candidate were available and we managed to find one, illustrated in Figure 7. It has two side-effects: the loading of `ra` from the stack and the stack pointer increment. While the former has no importance, the latter needs to be fixed later with functional gadgets in order for the attack to remain stealth. Values loaded from the stack pointer `sp` and the frame pointer `s0` can be arbitrarily set through the format string vulnerability before handling the execution to the initializer gadget.

Using these two gadgets to build the JOP attack allows using functional gadgets ending in `ra`, which are the most common. For instance, out of 7915 unique gadgets found in the libc with RaccoonV, 4557 end in a jump to `ra`.

Definition of attack objective The objective of the attack is to be decided from (1) system assets accessible by the application and (2) available functional gadgets identified. The first part requires acquiring a deep understanding of the target application and system. For the second part, binary access and static analysis is sufficient.

From our experience, having a large number of compatible functional gadgets (4557 in our case) gives the attacker enough freedom to build advanced attack

```

void attack_code() {
    int fd = openat(0, "/home/root/.ssh/id_rsa", O_RDONLY);
    read(fd, buf, 3000);
    write(5, buf, 3000);
}

```

Fig. 8. C formalization of the attack objective.

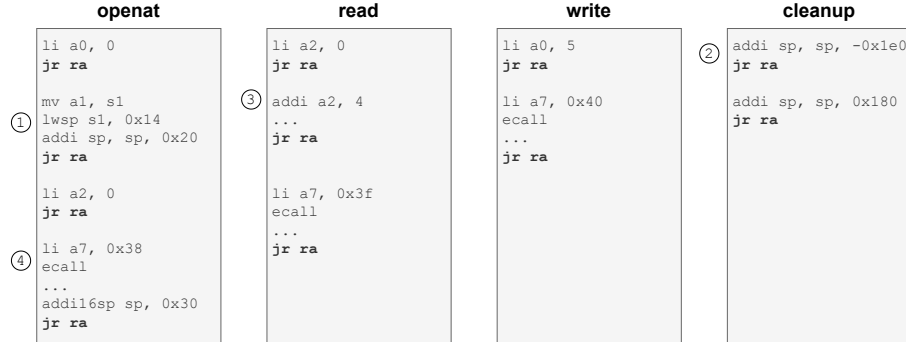


Fig. 9. JOP chain.

codes as long as the attack does not involve complex code patterns such as loops or conditions.

In our experiment, our objective is to read the root private SSH key file used to administrate the server without being detected. Knowing this key allows a third party to perform any action at the most privileged level on the remote machine, such as stealing personal or confidential information, performing website defacing, but also installing more advanced, and potentially persistent malware. We define the attack code as the C code equivalent shown in Figure 8.

The first *openat* argument is ignored when the path is absolute. We used 5 as the file descriptor to write the key as it turned to be the first file descriptor assigned to clients by the HTTP server. If it is free when the attacker sends the malicious request, the attacker’s request will be assigned it.

Design of the JOP chain Once the functional gadgets are identified and the objective of the attack is defined, the actual gadget chain can be crafted. In our case, it consists in a chain of 3 syscalls and a cleanup step, in order to be able to return to original code to the original execution flow without being detected (e.g. by making the program crash or being detected by the shadow stack). Using RaccoonV, we managed to build the distgadget chain shown in Figure 9, in which “...” mark instructions which are not useful in the attack (but still have side effects).

Some gadgets have side-effects e.g. modifying’ the stack pointer or loading registers from the stack ①. While the former is fixed by the cleanup part of the JOP chain, the latter will need to be considered while forging our payload. The gadget that subtracts *sp* ② is not present in the original code: it is a

valid instruction starting at an unexpected offset, often called shifted offset of misaligned instruction. For read and write syscalls, we need `a2` to be big enough to process the whole file ($\approx 3\text{kb}$). The most appropriate gadget we found is one that increments `a2` by 4 ③, we used this gadget 651 times to achieve this goal. For each system call, we found gadgets in the `libc` that set `a7` to the right identifier, and performs the syscall e.g. the `openat` one ④.

At the end of the dispatch table, we also added the address of the original code we want to jump back to. This address will be called by the dispatcher gadget as any functional gadget, so we must return to the code at some point where it will not return beyond this new stack entry to avoid being detected by the shadow stack. In our case, we decided to jump back to the `http-server` main loop. However, to return to this point without making the program crash, we must reset some registers at their expected values. To do so, we used the epilogue of the function we hijacked as a last gadget before returning to original code.

At the end of the dispatch table, we also added the address of the original code we want to jump back to. This address will be called by the dispatcher gadget as any functional gadget so we must return to the code at some point where it will not return beyond the resulting shadow stack entry. In our case, we decided to jump back in the `http-server` main loop. However, to return to this point without making the program crash, we must reset some registers at their expected values. To do so, we used the epilogue of the function we hijacked as a last gadget before returning to original code.

Initialization of the attack Once the chain has been designed, it can be encoded in the dispatch table. We use a sequential table, which addresses all the gadgets, including repetitions of the same gadgets like in the case of incrementing `a2`, and ends with the address we want to return to in the original code. We can then forge our malicious HTTP POST request body that will trigger the format string vulnerability to set addresses that will be assigned to registers by the initializer gadget, and overwrite the `flush` GOT entry, effectively redirecting execution-flow toward the initializer gadget. We also append the dispatch table, and the path of the file we want to read next to the format string. In the end, the request body is 3075 bytes long, which is acceptable for a POST request. Figure 10 illustrates the fully-fledged JOP attack.

While not related with JOP, in order for the attack to be stealth, we need to restore the `flush` GOT entry we modified. To do so, a second HTTP request triggering the same format string vulnerability does the job. We can either patch it with the actual `flush` address if we know it, or set it back to the default Procedure Linkage Table (PLT) stub address, to let the dynamic linker resolve its address again at the next invocation.

4.1 Results and Limitations

By using the techniques presented in this section, we were able to steal the private SSH key of the root user stored on target's disk. While not implemented

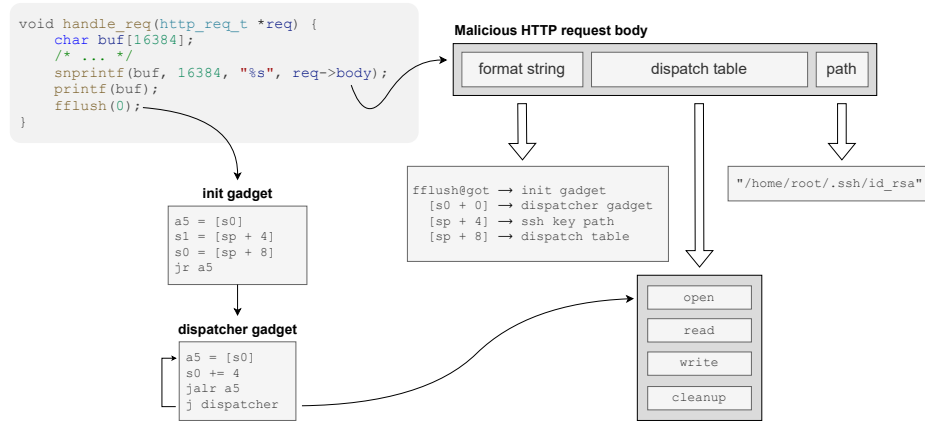


Fig. 10. Mongoose stealth JOP attack.

in our target processor the attack should not trigger the shadow stack detection. The server still runs fine after the attack, and other clients can still interact with it normally.

As of today, it seems that landing pads could not be defeated with these techniques. To do so, we would need to use bigger gadgets — and eventually full functions — which may become impractical.

4.2 Next Steps

As far as we know, there is no publicly available implementation of a standalone RISC-V shadow stack, without other CFI mitigations such as landing pads. For this reason, while we can theoretically bypass it, we were not able to test our attack against an actual shadow stack implementation. This is left as future work.

5 Related Work

5.1 Building JOP Attacks

Brizendine et al. [2] proposed and implemented a method allowing building JOP gadget chains for the x86 architecture. The method relies on predefined gadgets of known characteristics, found in Microsoft Foundation Class (MFC). While this approach can reliably build JOP chains when known libraries are involved, it implies to update the tool catalog whenever these libraries are updated, and to perform in-depth analysis of them.

Other approaches try to build partial gadget chains by analyzing the whole used code, binary and libraries [20,14]. While some can integrate sub-chains of JOP gadgets within a ROP chain, none of them can build full JOP chains to our knowledge, making them easily detected by ROP-targeted countermeasures such

as the shadow stack. Other tools able to help building JOP chains on RISC-V include ROPgadget⁵ and radare2⁶, which can search JOP gadgets but not build gadget chains on RISC-V architectures, as they have no method for discovering dispatcher gadget or initializer gadget. They are primarily designed to build ROP chains.

Gu et al. [11] identified a specific pattern of instructions allowing linking functional gadgets in RISC-V architectures, introducing the concept of “self-modifying gadget chain” to save and restore register values in memory. They also demonstrated the Turing-completeness of their solution. Adapting self-modifying gadget chain to JOP is indeed a promising solution to increase our capacity to build effective gadget chains. Jaloyan et al. [13] reached the same result by abusing compressed instructions (*overlapping*). Our attack also uses this approach, and applies it to JOP attacks.

Trampolines-based approaches are somewhat a missing link between ROP and JOP. A trampoline itself (an update-load-branch suite of instructions) is the ancestor of the dispatcher gadget and, instead of exploiting an arbitrary memory, uses hardware-maintained registers such as `ra` (return address register) to jump to the next functional gadget [5]. While they do not rely on return-specific instructions (which do not exist in RISC-V anyway), they do imply that large segments of the stack need to be corrupted, hence making them vulnerable to stack canaries and the shadow stack. Erdödi [9] proposed a solution to find classical dispatcher gadgets on x86 for different operating systems. As they are scarce, and trampolines patterns tend to be more common, the latter are still used [16]. In addition to providing a solution in RISC-V architecture for JOP gadget chaining, our discovery of the ADG greatly increases the number of available JOP gadgets, effectively making them as common as ROP gadgets and eliminating the need for trampolines.

5.2 Defenses from CRA

Austin et al. [12] published the MORPHEUS II solution for RISC-V. This hardware-based solution aims at defeating memory probes trying to bypass address randomization by providing a reactive, fine-grain, continuous randomization of virtual addresses, as well as encryption of pointers and caches. This solution, while having a low overhead in terms of energy consumption and area, is quite intrusive in the hardware and may require efforts for certification in critical applications. While authors make no claim about stopping JOP attacks, probe-resistant ASLR may be difficult to bypass for an attacker.

Palmiero et al. [15] proposed a hardware-based adaptation of Dynamic Flow Information Tracking (DIFT) for RISC-V, with the ability to detect most function pointers overwriting, whether directly or indirectly, and in any memory segment, thus allowing blocking the attack at its initialization stage. Although

⁵ <https://github.com/JonathanSalwan/ROPgadget>

⁶ <https://github.com/radareorg/radare2>

this approach seems indeed powerful, it implies modification of RISC-V instructions behavior in I and M extensions for RISC-V 32-bits, as well as in the memory layout (by adding a bit every 8 bits of memory). Such modifications, in addition to drifting away from the RISC-V ABI, are likely to make certification difficult, a serious drawback in critical industrial systems. De et al. [8] implemented a chip compliant to RISC-V, including a Rocket Custom Coprocessor (RoCC) which extends the RISC-V ISA with new instructions allowing safe operation on the heap. The authors ensure heap size integrity and prevent use-after-free attacks, at the cost of an increase of 50% of average execution time on their benchmarks.

6 Conclusion

Anticipating security vulnerabilities for RISC-V systems in order to identify and prevent possible attacks is an important challenge. Building attacks is a necessary step to test platforms and detect application vulnerabilities, as adversary actors (*black hat* hackers) will eventually find them out. In this article, we contribute by demonstrating the feasibility and a practical way to realize jump-oriented programming (JOP) attacks, allowing for more extensive security testing.

We have introduced a new variant of dispatcher gadget, the *autonomous dispatcher gadget* (ADG), which greatly improves the RISC-V JOP attack surface by enabling the use of ROP gadgets. While its rigorous validation against a CVA6 implementing a shadow stack is left as future work, we are convinced that it will be able to bypass shadow stack mitigation.

We have demonstrated a JOP attack on a RISC-V platform using a real world application, the Mongoose web server, commonly used in embedded critical systems. After adding a single memory vulnerability, we were able to take control of the application in order to perform an adversary action, sending a private key to a remote attacker. Thanks to the large number of functional gadgets available through the use of the ADG, we were able to make the attack stealthy, by restoring the nominal behavior of the application after the attack is completed — a property that we did not found in previous code-reuse attacks.

New challenges to increase practicability of JOP attacks include assistance in gadget finding and even automated chain building. There is a very impressive body of research on ROP chain building [20], that would be a good basis to build up automated testing frameworks for RISC-V application vulnerabilities to JOP. Likewise, studies like the one presented in this article will enable the development of better and more efficient countermeasures for the RISC-V architecture against JOP attacks and enhance control-flow integrity in general.

Acknowledgements This work is partly supported by the French research agency (ANR) under the grant ANR-21-CE-39-0017. We thank Franck Viguier for his contribution to a preliminary version of this work.

References

1. Abadi, M., Budiu, M., Erlingsson, U., Ligatti, J.: Control-flow integrity. In: the 12th ACM Conference on Computer and Communications Security. p. 340–353. CCS '05, ACM (2005). <https://doi.org/10.1145/1102120.1102165>
2. Brizendine, B., Babcock, A.: Pre-built JOP chains with the JOP ROCKET: Bypassing DEP without ROP. Black Hat Asia (2021)
3. Burow, N., Carr, S.A., Nash, J., Larsen, P., Franz, M., Stefan, B., Payer, M.: Control-flow integrity: Precision, security, and performance. *ACM Comput. Surv.* **50**(1) (2017). <https://doi.org/10.1145/3054924>
4. Carlini, N., Wagner, D.: ROP is still dangerous: Breaking modern defenses. In: the 23rd USENIX Conference on Security Symposium. p. 385–399. SEC'14, USENIX Association (2014)
5. Checkoway, S., Davi, L., Dmitrienko, A., Sadeghi, A.R., Shacham, H., Winandy, M.: Return-oriented programming without returns. pp. 559–572 (2010). <https://doi.org/10.1145/1866307.1866370>
6. Chen, P., Xing, X., Mao, B., Xie, L., Shen, X., Yin, X.: Automatic construction of jump-oriented programming shellcode (on the x86). In: the 6th ACM Symposium on Information, Computer and Communications Security. p. 20–29. ASIACCS '11, ACM (2011). <https://doi.org/10.1145/1966913.1966918>
7. Cowan, C., Pu, C., Maier, D., Hintony, H., Walpole, J., Bakke, P., Beattie, S., Grier, A., Wagle, P., Zhang, Q.: Stackguard: Automatic adaptive detection and prevention of buffer-overflow attacks pp. 5–5 (1998)
8. De, A., Ghosh, S.: Heapsafe: Securing unprotected heaps in RISC-V. In: 2022 35th International Conference on VLSI Design and 2022 21st International Conference on Embedded Systems (VLSID). pp. 120–125 (2022). <https://doi.org/10.1109/VLSID2022.2022.00034>
9. Erdődi, L.: Finding dispatcher gadgets for jump oriented programming code reuse attacks. In: 2013 IEEE 8th International Symposium on Applied Computational Intelligence and Informatics (SACI). pp. 321–325 (2013). <https://doi.org/10.1109/SACI.2013.6608990>
10. Gilles, O., Viguier, F., Kosmatov, N., Gracia Pérez, D.: Control-Flow Integrity at RISC: Attacking RISC-V by Jump-Oriented Programming (2022), <https://arxiv.org/abs/2211.16212>
11. Gu, G., Shacham, H.: No RISC no reward: Return-oriented programming in RISC-V (2020), <https://arxiv.org/pdf/2007.14995.pdf>
12. Harris, A., Verma, T., Wei, S., Biernacki, L., Kisil, A., Aga, M.T., Bertacco, V., Kasikci, B., Tiwari, M., Austin, T.: Morpheus II: A RISC-V security extension for protecting vulnerable software and hardware. In: 2021 IEEE International Symposium on Hardware Oriented Security and Trust (HOST). pp. 226–238 (2021). <https://doi.org/10.1109/HOST49136.2021.9702275>
13. Jaloyan, G.A., Markantonakis, K., Akram, R.N., Robin, D., Mayes, K., Naccache, D.: Return-oriented programming on RISC-V. In: the 15th ACM Asia Conference on Computer and Communications Security. p. 471–480. ASIA CCS '20, ACM (2020). <https://doi.org/10.1145/3320269.3384738>
14. Nurmukhametov, A., Vishnyakov, A., Logunova, V., Kurmangaleev, S.: MAJORCA: Multi-architecture JOP and ROP chain assembler. In: 2021 Ivannikov Ispras Open Conference (ISPRAS). pp. 37–46 (2021). <https://doi.org/10.1109/ISPRAS53967.2021.00011>

15. Palmiero, C., Di Guglielmo, G., Lavagno, L., Carloni, L.P.: Design and implementation of a dynamic information flow tracking architecture to secure a RISC-V core for iot applications. In: 2018 IEEE High Performance extreme Computing Conference (HPEC). pp. 1–7 (2018). <https://doi.org/10.1109/HPEC.2018.8547578>
16. Sadeghi, A.A., Aminmansour, F., Shahriari, H.R.: Tazhi: A novel technique for hunting trampoline gadgets of jump oriented programming (a class of code reuse attacks). In: 2014 11th International ISC Conference on Information Security and Cryptology. pp. 21–26 (2014). <https://doi.org/10.1109/ISCISC.2014.6994016>
17. Shacham, H.: The geometry of innocent flesh on the bone: Return-into-libc without function calls (on the X86). In: the 14th ACM Conference on Computer and Communications Security. p. 552–561. CCS '07, ACM (2007). <https://doi.org/10.1145/1315245.1315313>
18. Shacham, H., Page, M., Pfaff, B., Goh, E., Modadugu, N., Boneh, D.: On the effectiveness of address-space randomization. In: the 11th ACM Conference on Computer and Communications Security. p. 298–307. CCS '04, ACM (2004). <https://doi.org/10.1145/1030083.1030124>
19. Solar Designer: Getting around non-executable stack (and fix). (1997), <https://seclists.org/bugtraq/1997/Aug/63>
20. Vishnyakov, A., Nurmukhametov, A.: Survey of methods for automated code-reuse exploit generation. *Programming and Computer Software* **47**, 271–297 (2021). <https://doi.org/10.1134/S0361768821040071>
21. Younan, Y., Joosen, W., Piessens, F.: Code injection in C and C++: A survey of vulnerabilities and countermeasures. Tech. rep., Departement Computerwetenschappen, Katholieke Universiteit Leuven (2004), <https://www.cs.kuleuven.be/publicaties/rapporten/cw/CW386.pdf>
22. Zaruba, F., Benini, L.: The cost of application-class processing: Energy and performance analysis of a Linux-ready 1.7-GHz 64-Bit RISC-V core in 22-nm FDSOI technology. *IEEE Transactions on Very Large Scale Integration (VLSI) Systems* **27**(11), 2629–2640 (2019). <https://doi.org/10.1109/TVLSI.2019.2926114>