

ResShift: Efficient Diffusion Model for Image Super-resolution by Residual Shifting

Zongsheng Yue Jianyi Wang Chen Change Loy
S-Lab, Nanyang Technological University
zsyzam@gmail.com, {jianyi001, ccloy}@ntu.edu.sg

Abstract

Diffusion-based image super-resolution (SR) methods are mainly limited by the low inference speed due to the requirements of hundreds or even thousands of sampling steps. Existing acceleration sampling techniques inevitably sacrifice performance to some extent, leading to over-blurry SR results. To address this issue, we propose a novel and efficient diffusion model for SR that significantly reduces the number of diffusion steps, thereby eliminating the need for post-acceleration during inference and its associated performance deterioration. Our method constructs a Markov chain that transfers between the high-resolution image and the low-resolution image by shifting the residual between them, substantially improving the transition efficiency. Additionally, an elaborate noise schedule is developed to flexibly control the shifting speed and the noise strength during the diffusion process. Extensive experiments demonstrate that the proposed method obtains superior or at least comparable performance to current state-of-the-art methods on both synthetic and real-world datasets, *even only with 15 sampling steps*. Our code and model are available at <https://github.com/zsy0AOA/ResShift>.

1 Introduction

Image super-resolution (SR) is a fundamental problem in low-level vision, aiming at recovering the high-resolution (HR) image given the low-resolution (LR) one. This problem is severely ill-posed due to the complexity and unknown nature of degradation models in real-world scenarios. Recently, diffusion model [1, 2], a newly emerged generative model, has achieved unprecedented success in image generation [3]. Furthermore, it has also demonstrated great potential in solving several downstream low-level vision tasks, including image editing [4, 5], image inpainting [6, 7], image colorization [8, 9]. There is also ongoing research exploring the potential of diffusion models to tackle the long-standing and challenging SR task.

One common approach [10, 11] involves inserting the LR image into the input of current diffusion model (e.g., DDPM [2]) and retraining the model from scratch on the training data for SR. Another popular way [7, 12, 13] is to use an unconditional pre-trained diffusion model as a prior and modify its reverse path to generate the expected HR image. Unfortunately, both strategies inherit the Markov chain underlying DDPM, which can be inefficient in inference, often taking hundreds or even thousands of sampling steps. Although some acceleration techniques [14, 15, 16] have been developed to compress the sampling steps in inference, they inevitably lead to a significant drop in performance, resulting in over-smooth results as shown in Fig. 1, in which the DDIM [15] algorithm is employed to speed up the inference. Thus, there is a need to design a new diffusion model for SR that achieves both efficiency and performance, without sacrificing one for the other.

Let us revisit the diffusion model in the context of image generation. In the forward process, it builds up a Markov chain to gradually transform the observed data into a pre-specified prior distribution, typically a standard Gaussian distribution, over a large number of steps. Subsequently, image




Figure 1: Qualitative comparisons on one typical real-world example of the proposed method and recent state-of-the-arts, including BSRGAN [17], RealESRGAN [18], SwinIR [19], DASR [20], and LDM [11]. As for LDM and our method, we mark the number of sampling steps with the format of “LDM (or Ours)-A” for more intuitive visualization, where “A” is the number of sampling steps. Note that LDM contains 1000 diffusion steps in training and is accelerated to “A” steps using DDIM [15] during inference. Please zoom in for better view.

generation can be achieved by sampling a noise map from the prior distribution and feeding it into the reverse path of the Markov chain. While the Gaussian prior is well-suited for the task of image generation, it may not be optimal for SR, where the LR image is available. In this paper, we argue that the reasonable diffusion model for SR should start from a prior distribution based on the LR image, enabling an iterative recovery of the HR image from its LR counterpart instead of a Gaussian white noise. Additionally, such a design can also reduce the number of diffusion steps required for sampling and thereby improve the inference efficiency.

Following the aforementioned motivation, we propose an efficient diffusion model involving a shorter Markov chain for transitioning between the HR image and its corresponding LR one. The initial state of the Markov chain converges to an approximate distribution of the HR image, while the final state converges to an approximate distribution of the LR image. To achieve this, we carefully design a transition kernel that shifts the residual between them step by step. This approach is more efficient than existing diffusion-based SR methods since the residual information can be quickly transferred in dozens of steps. Moreover, our design also allows for an analytical and concise expression for the evidence lower bound, thereby easing the induction of the optimization objective for training. Based on this constructed diffusion kernel, we further develop a highly flexible noise schedule that controls the shifting speed of the residual and the noise strength in each step. This schedule facilitates a fidelity-realism trade-off of the recovered results by tuning its hyper-parameters.

In summary, the main contributions of this work are as follows:

- We present an efficient diffusion model for SR, which renders an iterative sampling procedure from the LR image to the desirable HR one by shifting the residual between them during inference. Extensive experiments demonstrate the superiority of our approach in terms of efficiency, as it requires only 15 sampling steps to achieve appealing results, outperforming or at least being comparable to current diffusion-based SR methods that require a long sampling process. A preview of our recovered results compared with existing methods is shown in Fig. 1.
- We formulate a highly flexible noise schedule for the proposed diffusion model, enabling more precise control on the shifting of residual and noise levels during the transition.

2 Methodology

In this section, we present a diffusion model, *ResShift*, which is tailored for SR. For ease of presentation, the LR image and the HR image are denoted as y_0 and x_0 , respectively. Furthermore, we assume y_0 and x_0 have identical spatial resolution, which can be easily achieved through pre-upsampling the LR image y_0 using nearest neighbor interpolation if necessary.

2.1 Model Design

The iterative generation paradigm of diffusion models has proven highly effective at capturing complex distributions, inspiring us to approach the SR problem iteratively as well. Our proposed method constructs a Markov chain that serves as a bridge between the HR and LR images. This way, the SR task can be accomplished by reverse sampling from this Markov chain given any LR image. Next, we will detail the process of building such a Markov chain specifically for SR.

Forward Process. Let's denote the residual between the LR and HR images as e_0 , i.e., $e_0 = y_0 - x_0$. Our core idea is to transit from x_0 to y_0 by gradually shifting their residual e_0 through a Markov chain with length T . A shifting sequence $\{\eta_t\}_{t=1}^T$ is first introduced, which monotonically increases with the timestep t and satisfies $\eta_1 \rightarrow 0$ and $\eta_T \rightarrow 1$. The transition distribution is then formulated based on this shifting sequence as follows:

$$q(x_t | x_{t-1}, y_0) = \mathcal{N}(x_t; x_{t-1} + \alpha_t e_0, \kappa^2 \alpha_t \mathbf{I}), \quad t = 1, 2, \dots, T, \quad (1)$$

where $\alpha_t = \eta_t - \eta_{t-1}$ for $t > 1$ and $\alpha_1 = \eta_1$, κ is a hyper-parameter controlling the noise variance, \mathbf{I} is the identity matrix. Notably, we show that the marginal distribution at any timestep t is analytically integrable, namely

$$q(x_t | x_0, y_0) = \mathcal{N}(x_t; x_0 + \eta_t e_0, \kappa^2 \eta_t \mathbf{I}), \quad t = 1, 2, \dots, T. \quad (2)$$

The design of the transition distribution presented in Eq. (1) is based on two primary principles. The first principle concerns the standard deviation, i.e., $\kappa \sqrt{\alpha_t}$, which aims to facilitate a smooth transition between x_t and x_{t-1} . This is because the expected distance between x_t and x_{t-1} can be bounded by $\sqrt{\alpha_t}$, given that the image data falls within the range of $[0, 1]$, i.e.,

$$\max[(x_0 + \eta_t e_0) - (x_0 + \eta_{t-1} e_0)] = \max[\alpha_t e_0] < \alpha_t < \sqrt{\alpha_t}, \quad (3)$$

where $\max[\cdot]$ represents the pixel-wise maximizing operation. The hyper-parameter κ is introduced to increase the flexibility of this design. The second principle pertains to the mean parameter, i.e., $x_0 + \alpha_t e_0$, which induces the marginal distribution in Eq. (2). Furthermore, the marginal distributions of x_1 and x_T converges to $\delta_{x_0}(\cdot)$ ¹ and $\mathcal{N}(\cdot; y_0, \kappa^2 \mathbf{I})$, which act as two approximate distributions for the HR image and the LR image, respectively. By constructing the Markov chain in such a thoughtful way, it is possible to handle the SR task by inversely sampling from it given the LR image y_0 .

Reverse Process. The reverse process aims to estimate the posterior distribution $p(x_0 | y_0)$ via the following formulation:

$$p(x_0 | y_0) = \int p(x_T | y_0) \prod_{t=1}^T p_\theta(x_{t-1} | x_t, y_0) dx_{1:T}, \quad (4)$$

where $p(x_T | y_0) \approx \mathcal{N}(x_T | y_0, \kappa^2 \mathbf{I})$, $p_\theta(x_{t-1} | x_t, y_0)$ is the inverse transition kernel from x_t to x_{t-1} with a learnable parameter θ . Following most of the literature in diffusion model [1, 2, 8], we adopt the assumption of $p_\theta(x_{t-1} | x_t, y_0) = \mathcal{N}(x_{t-1}; \mu_\theta(x_t, y_0, t), \Sigma_\theta(x_t, y_0, t))$. The optimization for θ is achieved by minimizing the negative evidence lower bound, namely,

$$\min_{\theta} \sum_t D_{\text{KL}}[q(x_{t-1} | x_t, x_0, y_0) \| p_\theta(x_{t-1} | x_t, y_0)], \quad (5)$$

where $D_{\text{KL}}[\cdot \| \cdot]$ denotes the Kullback-Leibler (KL) divergence. More mathematical details can be found in Sohl-Dickstein et al. [1] or Ho et al. [2].

Combining Eq. (1) and Eq. (2), the targeted distribution $q(x_{t-1} | x_t, x_0, y_0)$ in Eq. (5) can be rendered tractable and expressed in an explicit form given below:

$$q(x_{t-1} | x_t, x_0, y_0) = \mathcal{N}\left(x_{t-1} \left| \frac{\eta_{t-1}}{\eta_t} x_t + \frac{\alpha_t}{\eta_t} x_0, \kappa^2 \frac{\eta_{t-1}}{\eta_t} \alpha_t \mathbf{I} \right.\right). \quad (6)$$

The detailed calculation of this derivation is presented in Appendix A. Considering that the variance parameter is independent of x_t and y_0 , we thus set $\Sigma_\theta(x_t, y_0, t) = \kappa^2 \frac{\eta_{t-1}}{\eta_t} \alpha_t \mathbf{I}$. As for the mean parameter $\mu_\theta(x_t, y_0, t)$, it is reparameterized as follows:

$$\mu_\theta(x_t, y_0, t) = \frac{\eta_{t-1}}{\eta_t} x_t + \frac{\alpha_t}{\eta_t} f_\theta(x_t, y_0, t), \quad (7)$$

¹ $\delta_\mu(\cdot)$ denotes the Dirac distribution centered at μ .



Figure 2: Illustration of the proposed noise schedule. (a) HR image. (b) Zoomed LR image. (c)-(d) Diffused images of *ResShift* in timesteps of 1, 3, 5, 7, 9, 12, and 15 under different values of κ by fixing $p = 0.3$ and $T = 15$. (e)-(f) Diffused images of *ResShift* with a specified configuration of $\kappa = 40$, $p = 0.8$, $T = 1000$ and LDM [11] in timesteps of 100, 200, 400, 600, 800, 900, and 1000. (g) The relative noise intensity (vertical axes, measured by $\sqrt{1/\lambda_{\text{snr}}}$, where λ_{snr} denotes the signal-to-noise ratio) of the schedules in (d) and (e) w.r.t. the timesteps (horizontal axes). (h) The shifting speed $\sqrt{\eta_t}$ (vertical axes) w.r.t. to the timesteps (horizontal axes) across various configurations of p .

where f_θ is a deep neural network with parameter θ , aiming to predict x_0 . We explored different parameterization forms on μ_θ and found that Eq. (7) exhibits superior stability and performance.

Based on Eq. (7), we simplify the objective function in Eq. (5) as follows,

$$\min_{\theta} \sum_t w_t \|f_\theta(x_t, y_0, t) - x_0\|_2^2, \quad (8)$$

where $w_t = \frac{\alpha_t}{2\kappa^2\eta_t\eta_{t-1}}$. In practice, we empirically find that the omission of weight w_t results in an evident improvement in performance, which aligns with the conclusion in Ho et al. [2].

Extension to Latent Space. To alleviate the computational overhead in training, we move the aforementioned model into the latent space of VQGAN [21], where the original image is compressed by a factor of four in spatial dimensions. This does not require any modifications on our model other than substituting x_0 and y_0 with their latent codes.

2.2 Noise Schedule

The proposed method employs a hyper-parameter κ and a shifting sequence $\{\eta_t\}_{t=1}^T$ to determine the noise schedule in the diffusion process. Specifically, the hyper-parameter κ regulates the overall noise intensity during the transition, and its impact on performance is empirically discussed in Sec. 4.2. The subsequent exposition mainly revolves around the construction of the shifting sequence $\{\eta_t\}_{t=1}^T$.

Equation (2) implies that the noise level in state x_t is proportional to $\sqrt{\eta_t}$ with a scaling factor κ . This observation motivates us to focus on designing $\sqrt{\eta_t}$ instead of η_t . Song and Ermon [22] show that $\kappa\sqrt{\eta_1}$ should be sufficiently small (e.g., 0.04 in LDM [11]) to ensure that $q(x_1|x_0, y_0) \approx q(x_0)$. Combining with the additional constraint of $\eta_1 \rightarrow 0$, we set η_1 to be the minimum value between $(0.04/\kappa)^2$ and 0.001. For the final step T , we set η_T as 0.999 ensuring $\eta_T \rightarrow 1$. For the intermediate timesteps, i.e., $t \in [2, T-1]$, we propose a non-uniform geometric schedule for $\sqrt{\eta_t}$ as follows:

$$\sqrt{\eta_t} = \sqrt{\eta_1} \times b_0^{\beta_t}, \quad t = 2, \dots, T-1, \quad (9)$$

where

$$\beta_t = \left(\frac{t-1}{T-1}\right)^p \times (T-1), \quad b_0 = \exp\left[\frac{1}{2(T-1)} \log \frac{\eta_T}{\eta_1}\right]. \quad (10)$$

Note that the choice of β_t and b_0 is based on the assumption of $\beta_1 = 0$, $\beta_T = T - 1$, and $\sqrt{\eta_T} = \sqrt{\eta_1} \times b_0^{T-1}$. The hyper-parameter p controls the growth rate of $\sqrt{\eta_t}$ as shown in Fig. 2(h).

The proposed noise schedule exhibits high flexibility in three key aspects. First, for small values of κ , the final state x_T converges to a perturbation around the LR image as depicted in Fig. 2(c)-(d). Compared to the corruption ended at Gaussian noise, this design considerably shortens the length of the Markov chain, thereby improving the inference efficiency. Second, the hyper-parameter p provides precise control over the shifting speed, enabling a fidelity-realism trade-off in the SR results as analyzed in Sec. 4.2. Third, by settings $\kappa = 40$ and $p = 0.8$, our method achieves a diffusion process remarkably similar to LDM [11]. This is clearly demonstrated by the visual results during the diffusion process presented in Fig. 2(e)-(f), and further supported by the comparisons on the relative noise strength as shown in Fig. 2(g).

3 Related Work

Diffusion Model. Inspired by the non-equilibrium statistical physics, Sohl-Dickstein et al. [1] firstly proposed the diffusion model to fit complex distributions. Ho et al. [2] built up a novel connection between diffusion model and the denoising scoring matching. Later, Song et al. [8] proposed a unified framework to formulate the diffusion model from the perspective of stochastic differential equation (SDE). Attributed to its robust theoretical foundation, the diffusion model has achieved impressive success in the generation of images [3, 11], audio [23], graph [24] and shapes [25].

Image Super-Resolution. Traditional image SR methods primarily focus on designing more rational image priors based on our subjective knowledge, such as non-local similarity [26], low-rankness [27], sparsity [28, 29], and so on. With the development of deep learning (DL), Dong et al. [30] proposed the seminal work SRCNN to solve the SR task using deep neural network. Then DL-based SR methods rapidly dominated the research field. Various SR technologies were explored from different perspectives, including network architecture [31, 32, 33, 34], image prior [35, 36, 37, 38], deep unfolding [39, 40, 41], degradation model [17, 18, 42, 43].

Recently, some works have investigated the application of diffusion models in SR. A prevalent approach is to concatenate the LR image with the noise in each step and retrain the diffusion model from scratch [10, 11, 44]. Another popular way is to utilize an unconditional pre-trained diffusion model as a prior and incorporate additional constraint to guide the reverse process [7, 12, 13, 45]. Both strategies often require hundreds or thousands of sampling steps to generate a realistic HR image. While several acceleration algorithms [14, 15, 16] have been proposed, they typically sacrifice the performance and result in blurry outputs. This work designs a more efficient diffusion model that overcomes this trade-off between efficiency and performance, as detailed in Sec. 2.

Remark. Several parallel works [46, 47, 48] also exploit such an iterative restoration paradigm in SR. Despite a similar motivation, different mathematical formulations have been adopted to achieve this goal by our work and others. Delbracio and Milanfar [46] employed the Inversion by Direct Iteration (InDI) to model this process, while Luo et al. [47] and Liu et al. [48] attempted to formulate it as a SDE. In this paper, we design a discrete Markov chain to depict the transition between the HR image and the LR image, offering a more intuitive and efficient solution to this problem.

4 Experiments

This section presents an empirical analysis of the proposed *ResShift* and provides extensive experimental results to verify its effectiveness on one synthetic dataset and three real-world datasets. Following [17, 18], our investigation specifically focuses on the more challenging $\times 4$ SR task.

4.1 Experimental Setup

Training Details. HR images with a resolution of 256×256 in our training data are randomly cropped from the training set of ImageNet [49] following LDM [11]. We synthesize the LR images using the degradation pipeline of RealESRGAN [18]. The Adam [50] algorithm with the default settings of PyTorch [51] and a mini-batch size of 64 is used to train *ResShift*. During training, we use a fixed learning rate of $5e-5$ and update the weight parameters for 500K iterations. As for the network architecture, we simply employ the UNet structure in DDPM [2]. To increase the robustness

Table 1: Performance comparison of *ResShift* on the *ImageNet-Test* under different configurations.

Configurations			Metrics				
T	p	κ	PSNR \uparrow	SSIM \uparrow	LPIPS \downarrow	CLIPQA \uparrow	MUSIQ \uparrow
10	0.3	2.0	25.20	0.6828	0.2517	0.5492	50.6617
15			25.01	0.6769	0.2312	0.5922	53.6596
30			24.52	0.6585	0.2253	0.6273	55.7904
40			24.29	0.6513	0.2225	0.6468	56.8482
50			24.22	0.6483	0.2212	0.6489	56.8463
15	0.3	2.0	25.01	0.6769	0.2312	0.5922	53.6596
	0.5		25.05	0.6745	0.2387	0.5816	52.4475
	1.0		25.12	0.6780	0.2613	0.5314	48.4964
	2.0		25.32	0.6827	0.3050	0.4601	43.3060
	3.0		25.39	0.5813	0.3432	0.4041	38.5324
15	0.3	0.5	24.90	0.6709	0.2437	0.5700	50.6101
		1.0	24.84	0.6699	0.2354	0.5914	52.9933
		2.0	25.01	0.6769	0.2312	0.5922	53.6596
		8.0	25.31	0.6858	0.2592	0.5231	49.3182
		16.0	24.46	0.6891	0.2772	0.4898	46.9794




Figure 3: Qualitative comparisons of *ResShift* under different combinations of (T, p, κ) . For example, “(15, 0.3, 2.0)” represents the recovered result with $T = 15$, $p = 0.3$, and $\kappa = 2.0$. Please zoom in for better view.

of *ResShift* to arbitrary image resolution, we replace the self-attention layer in UNet with the Swin Transformer [52] block.

Testing Datasets. We synthesize a testing dataset based on the commonly-used degradation model, i.e., $y = (x * k) \downarrow + n$, where k is the blurring kernel, n is the noise, y and x denote the LR image and HR image, respectively. To comprehensively evaluate the performance of *ResShift*, we consider more complicated types of blurring kernels, downsampling operators, and noise types. The detailed settings on them can be found in Appendix B.1. For the HR images, we randomly selected 3,000 ones from the validation set of ImageNet [49] instead of the prevalent datasets in SR, e.g., *Set5* [53], *Set14* [54], and *Urban100* [55]. That’s because these datasets only contain few number of source images, which fails to thoroughly evaluate the performance of various methods under different degradation types. We name this dataset as *ImageNet-Test* for convenience.

Two real-world datasets are adopted to evaluate the efficacy of *ResShift*. The first is *RealSR* [56], containing 100 real images captured by Canon 5D3 and Nikon D810 cameras. Additionally, we

Table 2: Efficiency and performance comparisons of *ResShift* to LDM [11] on the dataset of *ImageNet-Test*. “LDM-A” represents the results achieved by accelerated the sampling steps of LDM to “A”. The running time is tested on the NVIDIA Tesla V100 GPU on the x4 (64→256) SR task.

Metrics	Methods						<i>ResShift</i>
	LDM-15	LDM-30	LDM-100	LDM-200	LDM-500	LDM-1000	
LPIPS↓	0.269	0.248	0.244	0.245	0.246	0.248	0.231
CLIPQA↑	0.512	0.572	0.620	0.630	0.634	0.636	0.592
Runtime (s)	0.102	0.184	0.413	0.853	2.094	4.171	0.105
# Parameters (M)	113.60						118.59

Table 3: Quantitative results of different methods on the dataset of *ImageNet-Test*. The best and second best results are highlighted in **bold** and underline.

Methods	Metrics				
	PSNR↑	SSIM↑	LPIPS↓	CLIPQA↑	MUSIQ↑
ESRGAN [61]	20.67	0.448	0.485	0.451	43.615
RealSR-JPEG [62]	23.11	0.591	0.326	0.537	46.981
BSRGAN [17]	24.42	0.659	0.259	<u>0.581</u>	54.697
SwinIR [19]	23.99	0.667	<u>0.238</u>	0.564	<u>53.790</u>
RealESRGAN [18]	24.04	0.665	0.254	0.523	52.538
DASR [20]	24.75	<u>0.675</u>	0.250	0.536	48.337
LDM-15 [11]	<u>24.89</u>	0.670	0.269	0.512	46.419
<i>ResShift</i>	25.01	0.677	0.231	0.592	53.660

collect another real-world dataset named *RealSet65*. It comprises 35 LR images widely used in recent literature [18, 57, 58, 59, 60]. The remaining 30 images were obtained from the internet by ourselves.

Compared Methods. We evaluate the effectiveness of *ResShift* in comparison to seven recent SR methods, namely ESRGAN [61], RealSR-JPEG [62], BSRGAN [17], RealESRGAN [18], SwinIR [19], DASR [20], and LDM [11]. Note that LDM is a diffusion-based method with 1,000 diffusion steps. For a fair comparison, we accelerate LDM to the same number of steps with *ResShift* using DDIM [15] and denote it as “LDM-A”, where “A” indicates the number of inference steps. The hyper-parameter η in DDIM is set to be 1 as this value yields the most realistic recovered images.

Metrics. The performance of various methods was assessed using five metrics, including PSNR, SSIM [63], LPIPS [64], MUSIQ [65], and CLIPQA [66]. It is worth noting that the latter two are non-reference metrics, specifically designed to assess the realism of images. CLIPQA, in particular, leverages the CLIP [67] model that is pre-trained on a massive dataset (i.e., Laion400M [68]) and thus demonstrates strong generalization ability. On the real-world datasets, we mainly rely on CLIPQA and MUSIQ as evaluation metrics to compare the performance of different methods.

4.2 Model Analysis

We analyze the performance of *ResShift* under different settings on the number of diffusion steps T and the hyper-parameters p in Eq. (10) and κ in Eq. (1).

Diffusion Steps T and Hyper-parameter p . The proposed transition distribution in Eq. (1) significantly reduces the diffusion steps T in the Markov chain. The hyper-parameter p allows for flexible control over the speed of residual shifting during the transition. Table 1 summarizes the performance of *ResShift* on *ImageNet-Test* under different configurations of T and p . We can see that both of T and p render a trade-off between the fidelity, measured by the reference metrics such as PSNR, SSIM, and LPIPS, and the realism, measured by the non-reference metrics including CLIPQA and MUSIQ, of the super-resolved results. Taking p as an example, when it increases, the reference metrics improve while the non-reference metrics deteriorate. Furthermore, the visual comparison in Fig. 3 shows that large value of p will suppress the model’s ability to hallucinate more image details and result in blurry outputs.

Hyper-parameter κ . Equation (2) reveals that κ dominates the noise strength in state \mathbf{x}_t . We report the influence of κ to the performance of *ResShift* in Table 1. Combining with the visualization in Fig. 3, we can find that excessively large or small values of κ will smooth the recovered results, regardless of their favorable metrics of PSNR and SSIM. When κ is in the range of [1.0, 2.0], our method achieves the most realistic quality indicated by CLIPQA and MUSIQ, which is more desirable in real applications. We thus set κ to be 2.0 in this work.

Table 4: Quantitative results of different methods on two real-world datasets. The best and second best results are highlighted in **bold** and underline.

Methods	Datasets			
	<i>RealSR</i>		<i>RealSet65</i>	
	CLIPQA \uparrow	MUSIQ \uparrow	CLIPQA \uparrow	MUSIQ \uparrow
ESRGAN [61]	0.2362	29.048	0.3739	42.369
RealSR-JPEG [62]	0.3615	36.076	0.5282	50.539
BSRGAN [17]	<u>0.5439</u>	63.586	0.6163	65.582
SwinIR [19]	0.4654	59.636	0.5782	<u>63.822</u>
RealESRGAN [18]	0.4898	59.678	0.5995	63.220
DASR [20]	0.3629	45.825	0.4965	55.708
LDM-15 [11]	0.3836	49.317	0.4274	47.488
<i>ResShift</i>	0.5958	<u>59.873</u>	0.6537	61.330

Efficiency Comparison. To improve inference efficiency, it is desirable to limit the number of diffusion steps T . However, this causes a decrease in the realism of the restored HR images. To compromise, the hyper-parameter p can be set to a relatively small value. Therefore, we set $T = 15$ and $p = 0.3$, and yield our model named *ResShift*. Table 2 summarizes the efficiency and performance comparisons to LDM [11] on *ImageNet-Test*. The proposed *ResShift* outperforms LDM [11], even with 1,000 sampling steps, in terms of LPIPS [64] and CLIPQA [66]. *ResShift* is about 40 times faster than LDM under this configuration, showing promise in addressing the efficiency constraints inherent in current diffusion-based SR approaches.

4.3 Evaluation on Synthetic Data

We present a comparative analysis of the proposed method with recent state-of-the-art (SotA) approaches on the *ImageNet-Test* dataset, as summarized in Table 3. Based on this evaluation, several significant conclusions can be drawn as follows: i) *ResShift* exhibits superior or at least comparable performance across all five metrics, affirming the effectiveness and superiority of the proposed method. ii) The notably higher PSNR and SSIM values attained by *ResShift* indicate its capacity to better preserve fidelity to ground truth images. This advantage primarily arises from our well-designed diffusion model, which starts from a subtle disturbance of the LR image, rather than the conventional assumption of white Gaussian noise in LDM. iii) Considering the metrics of LPIPS and CLIPQA, which gauge the perceptual quality and realism of the recovered image, *ResShift* also demonstrates evident superiority over existing methods. Furthermore, in terms of MUSIQ, our approach achieves comparable performance with recent SotA methods. In summary, the proposed *ResShift* exhibits remarkable capabilities in generating more realistic results while preserving fidelity. This is of paramount importance for the task of SR.

4.4 Evaluation on Real-World Data

Table 4 lists the comparative evaluation using CLIPQA [66] and MUSIQ [65] of various methods on two real-world datasets. Note that CLIPQA, benefiting from the powerful representative capability inherited from CLIP, performs stably and robustly in assessing the perceptual quality of natural images. The results in Table 4 shows that the proposed *ResShift* evidently surpasses existing methods in CLIPQA, meaning that the restored outputs of *ResShift* better align with human visual and perceptive systems. In the case of MUSIQ evaluation, *ResShift* achieves the competitive performance when compared to current SotA methods, namely BSRGAN [17], SwinIR [19], and RealESRGAN [18]. Collectively, our method shows promising capability in addressing the real-world SR problem.

We display four real-world examples in Fig. 4 for an easy visualization, and more examples can be found in Fig. 6 and Fig. 7 in Appendix. To ensure a comprehensive evaluation, we consider diverse scenarios, including comic, text, face, and natural images. A noticeable observation is that *ResShift* produces more naturalistic image structures, as evidenced by the patterns on the beam in the third example and the eyes of a person in the fourth example. We note that the recovered results of LDM are excessively smooth when compressing the inference steps to match with the proposed *ResShift*, specifically utilizing 15 steps, largely deviating from the training procedure’s 1,000 steps. Even though other GAN-based methods may also succeed in hallucinate plausible structures to some extent, they are often accompanied with obvious artifacts.

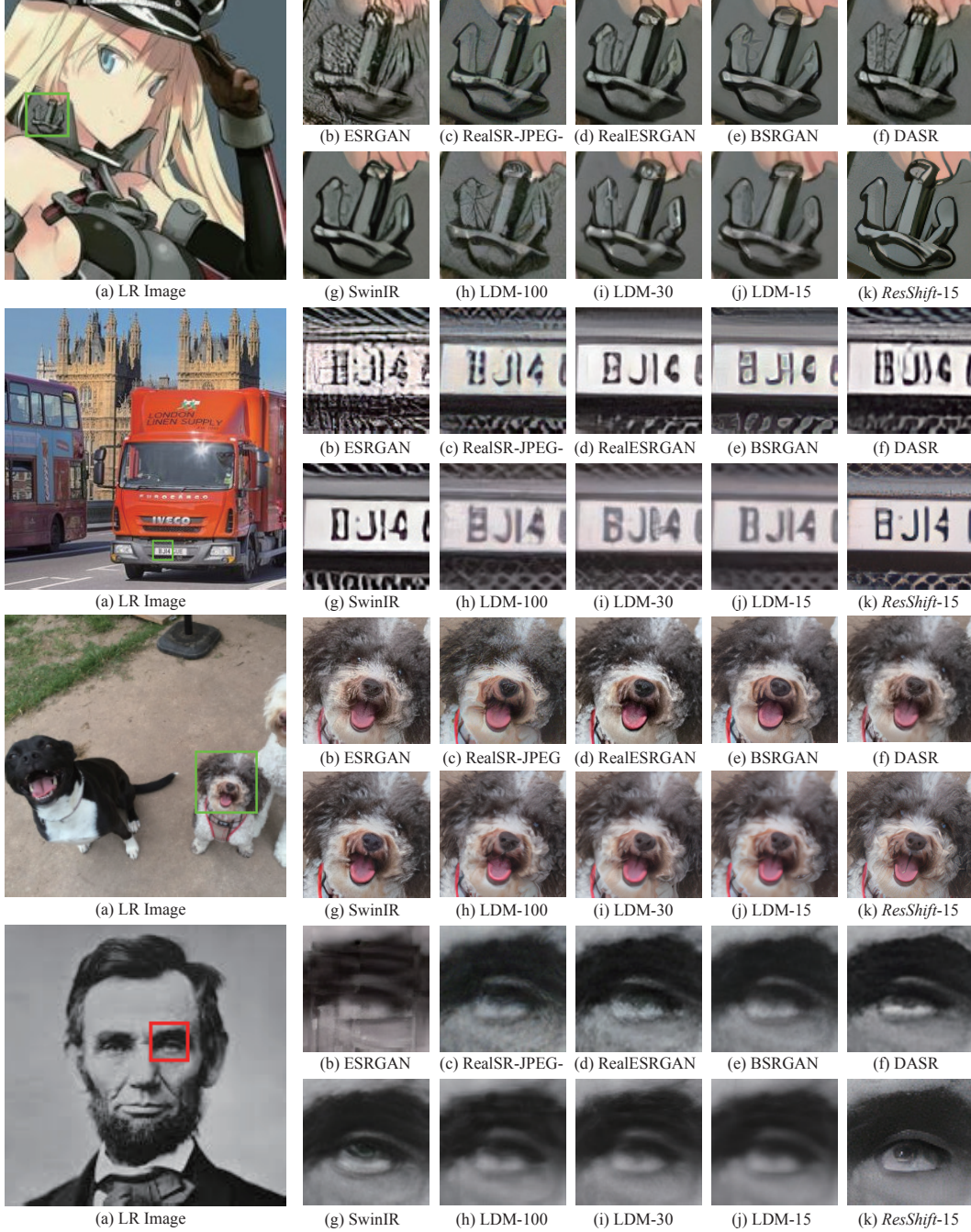


Figure 4: Qualitative comparisons on four real-world examples. Please zoom in for better view.

5 Conclusion

In this work, we have introduced an efficient diffusion model named *ResShift* for SR. Unlike existing diffusion-based SR methods that require a large number of iterations to achieve satisfactory results, our proposed method constructs a diffusion model with only 15 sampling steps, thereby significantly improving inference efficiency. The core idea is to corrupt the HR image toward the LR image instead of the Gaussian white noise, which can effectively cut off the length of the diffusion model. Extensive experiments on both synthetic and real-world datasets have demonstrated the superiority of our proposed method. We believe that our work will pave the way for the development of more efficient and effective diffusion models to address the SR problem.

References

- [1] Jascha Sohl-Dickstein, Eric Weiss, Niru Maheswaranathan, and Surya Ganguli. Deep unsupervised learning using nonequilibrium thermodynamics. In *International Conference on Machine Learning (ICML)*, pages 2256–2265. PMLR, 2015.
- [2] Jonathan Ho, Ajay Jain, and Pieter Abbeel. Denoising diffusion probabilistic models. In *Proceedings of Advances in Neural Information Processing Systems (NeurIPS)*, volume 33, pages 6840–6851, 2020.
- [3] Prafulla Dhariwal and Alexander Nichol. Diffusion models beat gans on image synthesis. In *Proceedings of Advances in Neural Information Processing Systems (NeurIPS)*, volume 34, pages 8780–8794, 2021.
- [4] Chenlin Meng, Yutong He, Yang Song, Jiaming Song, Jiajun Wu, Jun-Yan Zhu, and Stefano Ermon. Sedit: Guided image synthesis and editing with stochastic differential equations. In *Proceedings of International Conference on Learning Representations (ICLR)*, 2021.
- [5] Omri Avrahami, Dani Lischinski, and Ohad Fried. Blended diffusion for text-driven editing of natural images. In *Proceedings of the IEEE/CVF Conference on Computer Vision and Pattern Recognition (CVPR)*, pages 18208–18218, 2022.
- [6] Andreas Lugmayr, Martin Danelljan, Andres Romero, Fisher Yu, Radu Timofte, and Luc Van Gool. Repaint: Inpainting using denoising diffusion probabilistic models. In *Proceedings of the IEEE/CVF Conference on Computer Vision and Pattern Recognition (CVPR)*, pages 11461–11471, June 2022.
- [7] Hyungjin Chung, Byeongsu Sim, and Jong Chul Ye. Come-closer-diffuse-faster: Accelerating conditional diffusion models for inverse problems through stochastic contraction. In *Proceedings of the IEEE/CVF Conference on Computer Vision and Pattern Recognition (CVPR)*, pages 12413–12422, 2022.
- [8] Yang Song, Jascha Sohl-Dickstein, Diederik P Kingma, Abhishek Kumar, Stefano Ermon, and Ben Poole. Score-based generative modeling through stochastic differential equations. In *Proceedings of International Conference on Learning Representations (ICLR)*, 2021.
- [9] Chitwan Saharia, William Chan, Huiwen Chang, Chris Lee, Jonathan Ho, Tim Salimans, David Fleet, and Mohammad Norouzi. Palette: Image-to-image diffusion models. In *Proceedings of ACM SIGGRAPH Conference*, pages 1–10, 2022.
- [10] Chitwan Saharia, Jonathan Ho, William Chan, Tim Salimans, David J Fleet, and Mohammad Norouzi. Image super-resolution via iterative refinement. *IEEE Transactions on Pattern Analysis and Machine Intelligence (TPAMI)*, 2022.
- [11] Robin Rombach, Andreas Blattmann, Dominik Lorenz, Patrick Esser, and Björn Ommer. High-resolution image synthesis with latent diffusion models. In *Proceedings of the IEEE/CVF Conference on Computer Vision and Pattern Recognition (CVPR)*, pages 10684–10695, 2022.
- [12] Jooyoung Choi, Sungwon Kim, Yonghyun Jeong, Youngjune Gwon, and Sungroh Yoon. Ilvr: Conditioning method for denoising diffusion probabilistic models. In *Proceedings of the IEEE/CVF International Conference on Computer Vision (ICCV)*, pages 14367–14376, 2021.
- [13] Zongsheng Yue and Chen Change Loy. Difface: Blind face restoration with diffused error contraction. *arXiv preprint arXiv:2212.06512*, 2022.
- [14] Alexander Quinn Nichol and Prafulla Dhariwal. Improved denoising diffusion probabilistic models. In *International Conference on Machine Learning (ICML)*, pages 8162–8171. PMLR, 2021.
- [15] Jiaming Song, Chenlin Meng, and Stefano Ermon. Denoising diffusion implicit models. In *Proceedings of International Conference on Learning Representations (ICLR)*, 2021.
- [16] Cheng Lu, Yuhao Zhou, Fan Bao, Jianfei Chen, Chongxuan Li, and Jun Zhu. DPM-solver: A fast ODE solver for diffusion probabilistic model sampling in around 10 steps. In *Proceedings of Advances in Neural Information Processing Systems (NeurIPS)*, 2022.
- [17] Kai Zhang, Jingyun Liang, Luc Van Gool, and Radu Timofte. Designing a practical degradation model for deep blind image super-resolution. In *Proceedings of the IEEE/CVF International Conference on Computer Vision (ICCV)*, pages 4791–4800, 2021.
- [18] Xintao Wang, Liangbin Xie, Chao Dong, and Ying Shan. Real-esrgan: Training real-world blind super-resolution with pure synthetic data. In *Proceedings of the IEEE/CVF International Conference on Computer Vision Workshops (ICCV-W)*, pages 1905–1914, 2021.

- [19] Jingyun Liang, Jiezhong Cao, Guolei Sun, Kai Zhang, Luc Van Gool, and Radu Timofte. Swinir: Image restoration using swin transformer. In *Proceedings of the IEEE/CVF International Conference on Computer Vision Workshops (ICCV-W)*, pages 1833–1844, 2021.
- [20] Jie Liang, Hui Zeng, and Lei Zhang. Efficient and degradation-adaptive network for real-world image super-resolution. In *Proceedings of the European Conference on Computer Vision (ECCV)*, pages 574–591, 2022.
- [21] Patrick Esser, Robin Rombach, and Bjorn Ommer. Taming transformers for high-resolution image synthesis. In *Proceedings of the IEEE/CVF Conference on Computer Vision and Pattern Recognition (CVPR)*, pages 12873–12883, 2021.
- [22] Yang Song and Stefano Ermon. Generative modeling by estimating gradients of the data distribution. In *Proceedings of Advances in Neural Information Processing Systems (NeurIPS)*, volume 32, 2019.
- [23] Nanxin Chen, Yu Zhang, Heiga Zen, Ron J Weiss, Mohammad Norouzi, and William Chan. WaveGrad: estimating gradients for waveform generation. In *Proceedings of International Conference on Learning Representations (ICLR)*, 2020.
- [24] Chenhao Niu, Yang Song, Jiaming Song, Shengjia Zhao, Aditya Grover, and Stefano Ermon. Permutation invariant graph generation via score-based generative modeling. In *Proceedings of the International Conference on Artificial Intelligence and Statistics (AISTATS)*, volume 108, pages 4474–4484, 2020.
- [25] Ruojin Cai, Guandao Yang, Hadar Averbuch-Elor, Zekun Hao, Serge Belongie, Noah Snively, and Bharath Hariharan. Learning gradient fields for shape generation. In *Proceedings of the European Conference on Computer Vision (ECCV)*, pages 364–381, 2020.
- [26] Weisheng Dong, Lei Zhang, Guangming Shi, and Xin Li. Nonlocally centralized sparse representation for image restoration. *IEEE Transactions on Image Processing (TIP)*, 22(4):1620–1630, 2012.
- [27] Shuhang Gu, Qi Xie, Deyu Meng, Wangmeng Zuo, Xiangchu Feng, and Lei Zhang. Weighted nuclear norm minimization and its applications to low level vision. *International Journal of Computer Vision (IJCV)*, 121:183–208, 2017.
- [28] Weisheng Dong, Lei Zhang, Guangming Shi, and Xiaolin Wu. Image deblurring and super-resolution by adaptive sparse domain selection and adaptive regularization. *IEEE Transactions on Image Processing (TIP)*, 20(7):1838–1857, 2011.
- [29] Shuhang Gu, Wangmeng Zuo, Qi Xie, Deyu Meng, Xiangchu Feng, and Lei Zhang. Convolutional sparse coding for image super-resolution. In *Proceedings of the IEEE/CVF International Conference on Computer Vision (ICCV)*, pages 1823–1831, 2015.
- [30] Chao Dong, Chen Change Loy, Kaiming He, and Xiaoou Tang. Image super-resolution using deep convolutional networks. *IEEE Transactions on Pattern Analysis and Machine Intelligence (TPAMI)*, 38(2): 295–307, 2015.
- [31] Wenzhe Shi, Jose Caballero, Ferenc Huszár, Johannes Totz, Andrew P Aitken, Rob Bishop, Daniel Rueckert, and Zehan Wang. Real-time single image and video super-resolution using an efficient sub-pixel convolutional neural network. In *Proceedings of the IEEE/CVF Conference on Computer Vision and Pattern Recognition (CVPR)*, pages 1874–1883, 2016.
- [32] Kai Zhang, Wangmeng Zuo, Yunjin Chen, Deyu Meng, and Lei Zhang. Beyond a gaussian denoiser: Residual learning of deep cnn for image denoising. *IEEE Transactions on Image Processing (TIP)*, 26(7): 3142–3155, 2017.
- [33] Wei-Sheng Lai, Jia-Bin Huang, Narendra Ahuja, and Ming-Hsuan Yang. Deep laplacian pyramid networks for fast and accurate super-resolution. In *Proceedings of the IEEE/CVF Conference on Computer Vision and Pattern Recognition (CVPR)*, pages 624–632, 2017.
- [34] Muhammad Haris, Gregory Shakhnarovich, and Norimichi Ukita. Deep back-projection networks for super-resolution. In *Proceedings of the IEEE/CVF Conference on Computer Vision and Pattern Recognition (CVPR)*, pages 1664–1673, 2018.
- [35] Jingyun Liang, Kai Zhang, Shuhang Gu, Luc Van Gool, and Radu Timofte. Flow-based kernel prior with application to blind super-resolution. In *Proceedings of the IEEE/CVF Conference on Computer Vision and Pattern Recognition (CVPR)*, pages 10601–10610, 2021.

- [36] Kelvin CK Chan, Xintao Wang, Xiangyu Xu, Jinwei Gu, and Chen Change Loy. GLEAN: Generative latent bank for large-factor image super-resolution. In *Proceedings of the IEEE/CVF Conference on Computer Vision and Pattern Recognition (CVPR)*, pages 14245–14254, 2021.
- [37] Xingang Pan, Xiaohang Zhan, Bo Dai, Dahua Lin, Chen Change Loy, and Ping Luo. Exploiting deep generative prior for versatile image restoration and manipulation. *IEEE Transactions on Pattern Analysis and Machine Intelligence (TPAMI)*, 44(11):7474–7489, 2021.
- [38] Zongsheng Yue, Qian Zhao, Jianwen Xie, Lei Zhang, Deyu Meng, and Kwan-Yee K. Wong. Blind image super-resolution with elaborate degradation modeling on noise and kernel. In *Proceedings of the IEEE/CVF Conference on Computer Vision and Pattern Recognition (CVPR)*, pages 2128–2138, 2022.
- [39] Kai Zhang, Wangmeng Zuo, and Lei Zhang. Deep plug-and-play super-resolution for arbitrary blur kernels. In *Proceedings of the IEEE/CVF Conference on Computer Vision and Pattern Recognition (CVPR)*, pages 1671–1681, 2019.
- [40] Kai Zhang, Luc Van Gool, and Radu Timofte. Deep unfolding network for image super-resolution. In *Proceedings of the IEEE/CVF Conference on Computer Vision and Pattern Recognition (CVPR)*, pages 3217–3226, 2020.
- [41] Jiahong Fu, Hong Wang, Qi Xie, Qian Zhao, Deyu Meng, and Zongben Xu. Kxnet: A model-driven deep neural network for blind super-resolution. In *Proceedings of the European Conference on Computer Vision (ECCV)*, pages 235–253, 2022.
- [42] Kai Zhang, Wangmeng Zuo, and Lei Zhang. Learning a single convolutional super-resolution network for multiple degradations. In *Proceedings of the IEEE/CVF Conference on Computer Vision and Pattern Recognition (CVPR)*, pages 3262–3271, 2018.
- [43] Chong Mou, Yanze Wu, Xintao Wang, Chao Dong, Jian Zhang, and Ying Shan. Metric learning based interactive modulation for real-world super-resolution. In *Proceedings of the European Conference on Computer Vision (ECCV)*, pages 723–740, 2022.
- [44] Haoying Li, Yifan Yang, Meng Chang, Shiqi Chen, Huajun Feng, Zhihai Xu, Qi Li, and Yueting Chen. Srdiff: Single image super-resolution with diffusion probabilistic models. *Neurocomputing*, 479:47–59, 2022.
- [45] Bahjat Kawar, Michael Elad, Stefano Ermon, and Jiaming Song. Denoising diffusion restoration models. In *Proceedings of Advances in Neural Information Processing Systems (NeurIPS)*, 2022.
- [46] Mauricio Delbracio and Peyman Milanfar. Inversion by direct iteration: An alternative to denoising diffusion for image restoration. *arXiv preprint arXiv:2303.11435*, 2023.
- [47] Ziwei Luo, Fredrik K Gustafsson, Zheng Zhao, Jens Sjölund, and Thomas B Schön. Image restoration with mean-reverting stochastic differential equations. *arXiv preprint arXiv:2301.11699*, 2023.
- [48] Guan-Hong Liu, Arash Vahdat, De-An Huang, Evangelos A Theodorou, Weili Nie, and Anima Anandkumar. I²SB: Image-to-image schrodinger bridge. *arXiv preprint arXiv:2302.05872*, 2023.
- [49] Jia Deng, Wei Dong, Richard Socher, Li-Jia Li, Kai Li, and Li Fei-Fei. Imagenet: A large-scale hierarchical image database. In *Proceedings of the IEEE/CVF Conference on Computer Vision and Pattern Recognition (CVPR)*, pages 248–255, 2009.
- [50] Diederik P. Kingma and Jimmy Ba. Adam: A method for stochastic optimization. In *Proceedings of International Conference on Learning Representations (ICLR)*, 2015.
- [51] Adam Paszke, Sam Gross, Francisco Massa, Adam Lerer, James Bradbury, Gregory Chanan, Trevor Killeen, Zeming Lin, Natalia Gimelshein, Luca Antiga, et al. Pytorch: An imperative style, high-performance deep learning library. In *Proceedings of Advances in Neural Information Processing Systems (NeurIPS)*, volume 32, 2019.
- [52] Ze Liu, Yutong Lin, Yue Cao, Han Hu, Yixuan Wei, Zheng Zhang, Stephen Lin, and Baining Guo. Swin transformer: Hierarchical vision transformer using shifted windows. In *Proceedings of the IEEE/CVF International Conference on Computer Vision (ICCV)*, pages 10012–10022, 2021.
- [53] Marco Bevilacqua, Aline Roumy, Christine Guillemot, and Marie Line Alberi-Morel. Low-complexity single-image super-resolution based on nonnegative neighbor embedding. 2012.
- [54] Roman Zeyde, Michael Elad, and Matan Protter. On single image scale-up using sparse-representations. In *International Conference on Curves and Surfaces*, pages 711–730. Springer, 2012.

- [55] Jia-Bin Huang, Abhishek Singh, and Narendra Ahuja. Single image super-resolution from transformed self-exemplars. In *Proceedings of the IEEE/CVF Conference on Computer Vision and Pattern Recognition (CVPR)*, pages 5197–5206, 2015.
- [56] Jianrui Cai, Hui Zeng, Hongwei Yong, Zisheng Cao, and Lei Zhang. Toward real-world single image super-resolution: A new benchmark and a new model. In *Proceedings of the IEEE/CVF International Conference on Computer Vision (ICCV)*, pages 3086–3095, 2019.
- [57] David Martin, Charless Fowlkes, Doron Tal, and Jitendra Malik. A database of human segmented natural images and its application to evaluating segmentation algorithms and measuring ecological statistics. In *Proceedings of the IEEE/CVF International Conference on Computer Vision (ICCV)*, volume 2, pages 416–423, 2001.
- [58] Yusuke Matsui, Kota Ito, Yuji Aramaki, Azuma Fujimoto, Toru Ogawa, Toshihiko Yamasaki, and Kiyoharu Aizawa. Sketch-based manga retrieval using manga109 dataset. *Multimedia Tools and Applications*, 76: 21811–21838, 2017.
- [59] Andrey Ignatov, Nikolay Kobyshev, Radu Timofte, Kenneth Vanhoey, and Luc Van Gool. Dslr-quality photos on mobile devices with deep convolutional networks. In *Proceedings of the IEEE/CVF International Conference on Computer Vision (ICCV)*, 2017.
- [60] Kai Zhang, Wangmeng Zuo, and Lei Zhang. Ffdnet: Toward a fast and flexible solution for cnn-based image denoising. *IEEE Transactions on Image Processing (TIP)*, 27(9):4608–4622, 2018.
- [61] Xintao Wang, Ke Yu, Shixiang Wu, Jinjin Gu, Yihao Liu, Chao Dong, Yu Qiao, and Chen Change Loy. Esrgan: Enhanced super-resolution generative adversarial networks. In *Proceedings of the European Conference on Computer Vision Workshops (ECCV-W)*, 2018.
- [62] Xiaozhong Ji, Yun Cao, Ying Tai, Chengjie Wang, Jilin Li, and Feiyue Huang. Real-world super-resolution via kernel estimation and noise injection. In *Proceedings of the IEEE/CVF International Conference on Computer Vision Workshops (CVPR-W)*, pages 466–467, 2020.
- [63] Zhou Wang, A.C. Bovik, H.R. Sheikh, and E.P. Simoncelli. Image quality assessment: from error visibility to structural similarity. *IEEE Transactions on Image Processing (TIP)*, 13(4):600–612, 2004.
- [64] Richard Zhang, Phillip Isola, Alexei A Efros, Eli Shechtman, and Oliver Wang. The unreasonable effectiveness of deep features as a perceptual metric. In *Proceedings of the IEEE/CVF Conference on Computer Vision and Pattern Recognition (CVPR)*, pages 586–595, 2018.
- [65] Junjie Ke, Qifei Wang, Yilin Wang, Peyman Milanfar, and Feng Yang. Musiq: Multi-scale image quality transformer. In *Proceedings of the IEEE/CVF International Conference on Computer Vision (ICCV)*, pages 5148–5157, 2021.
- [66] Jianyi Wang, Kelvin CK Chan, and Chen Change Loy. Exploring clip for assessing the look and feel of images. In *Proceedings of the AAAI Conference on Artificial Intelligence*, 2023.
- [67] Alec Radford, Jong Wook Kim, Chris Hallacy, Aditya Ramesh, Gabriel Goh, Sandhini Agarwal, Girish Sastry, Amanda Askell, Pamela Mishkin, Jack Clark, et al. Learning transferable visual models from natural language supervision. In *International Conference on Machine Learning (ICML)*, pages 8748–8763, 2021.
- [68] Christoph Schuhmann, Richard Vencu, Romain Beaumont, Robert Kaczmarczyk, Clayton Mullis, Aarush Katta, Theo Coombes, Jenia Jitsev, and Aran Komatsuzaki. Laion-400m: Open dataset of clip-filtered 400 million image-text pairs. In *Proceedings of Advances in Neural Information Processing Systems Workshops (NeurIPS-W)*, 2021.

A Mathematical Details

- **Derivation of Eq. (2):** According to the transition distribution of Eq. (1), \mathbf{x}_t can be sampled via the following reparameterization trick:

$$\mathbf{x}_t = \mathbf{x}_{t-1} + \alpha_t \mathbf{e}_0 + \kappa \sqrt{\alpha_t} \boldsymbol{\xi}_t, \quad (11)$$

where $\boldsymbol{\xi}_t \sim \mathcal{N}(\mathbf{x}|0, \mathbf{I})$, $\alpha_t = \eta_t - \eta_{t-1}$ for $t > 1$ and $\alpha_1 = \eta_1$.

Applying this sampling trick recursively, we can build up the relation between \mathbf{x}_t and \mathbf{x}_0 as follows:

$$\begin{aligned} \mathbf{x}_t &= \mathbf{x}_0 + \sum_{i=1}^t \alpha_i \mathbf{e}_0 + \kappa \sum_{i=1}^t \sqrt{\alpha_i} \boldsymbol{\xi}_i \\ &= \mathbf{x}_0 + \eta_t \mathbf{e}_0 + \kappa \sum_{i=1}^t \sqrt{\alpha_i} \boldsymbol{\xi}_i, \end{aligned} \quad (12)$$

where $\boldsymbol{\xi}_i \sim \mathcal{N}(\mathbf{x}|0, \mathbf{I})$.

We can further merge $\boldsymbol{\xi}_1, \boldsymbol{\xi}_2, \dots, \boldsymbol{\xi}_t$ and simplify Eq. (12) as follows:

$$\mathbf{x}_t = \mathbf{x}_0 + \eta_t \mathbf{e}_0 + \kappa \sqrt{\eta_t} \boldsymbol{\xi}_t. \quad (13)$$

Then the marginal distribution of Eq. (2) is obtained based on Eq. (13).

- **Derivation of Eq. (6):** According to Bayes's theorem, we have

$$q(\mathbf{x}_{t-1}|\mathbf{x}_t, \mathbf{x}_0, \mathbf{y}_0) \propto q(\mathbf{x}_t|\mathbf{x}_{t-1}, \mathbf{y}_0)q(\mathbf{x}_{t-1}|\mathbf{x}_0, \mathbf{y}_0), \quad (14)$$

where

$$\begin{aligned} q(\mathbf{x}_t|\mathbf{x}_{t-1}, \mathbf{y}_0) &= \mathcal{N}(\mathbf{x}_t; \mathbf{x}_{t-1} + \alpha_t \mathbf{e}_0, \kappa^2 \alpha_t \mathbf{I}), \\ q(\mathbf{x}_{t-1}|\mathbf{x}_0, \mathbf{y}_0) &= \mathcal{N}(\mathbf{x}_{t-1}; \mathbf{x}_0 + \eta_{t-1} \mathbf{e}_0, \kappa^2 \eta_{t-1} \mathbf{I}). \end{aligned} \quad (15)$$

We now focus on the quadratic form in the exponent of $q(\mathbf{x}_{t-1}|\mathbf{x}_t, \mathbf{x}_0, \mathbf{y}_0)$, namely,

$$\begin{aligned} & -\frac{(\mathbf{x}_t - \mathbf{x}_{t-1} - \alpha_t \mathbf{e}_0)(\mathbf{x}_t - \mathbf{x}_{t-1} - \alpha_t \mathbf{e}_0)^T}{2\kappa^2 \alpha_t} - \frac{(\mathbf{x}_{t-1} - \mathbf{x}_0 - \eta_{t-1} \mathbf{e}_0)(\mathbf{x}_{t-1} - \mathbf{x}_0 - \eta_{t-1} \mathbf{e}_0)^T}{2\kappa^2 \eta_{t-1}} \\ &= -\frac{1}{2} \left[\frac{1}{\kappa^2 \alpha_t} + \frac{1}{\kappa^2 \eta_{t-1}} \right] \mathbf{x}_{t-1} \mathbf{x}_{t-1}^T + \left[\frac{\mathbf{x}_t - \alpha_t \mathbf{e}_0}{\kappa^2 \alpha_t} + \frac{\mathbf{x}_0 + \eta_{t-1} \mathbf{e}_0}{\kappa^2 \eta_{t-1}} \right] \mathbf{x}_{t-1}^T + \text{const} \\ &= -\frac{(\mathbf{x}_{t-1} - \boldsymbol{\mu})(\mathbf{x}_{t-1} - \boldsymbol{\mu})^T}{2\lambda^2} + \text{const} \end{aligned} \quad (16)$$

where

$$\boldsymbol{\mu} = \frac{\eta_{t-1}}{\eta_t} \mathbf{x}_t + \frac{\alpha_t}{\eta_t} \mathbf{x}_0, \quad \lambda^2 = \kappa^2 \frac{\eta_{t-1}}{\eta_t} \alpha_t, \quad (17)$$

and const denotes the item that is independent of \mathbf{x}_{t-1} . This quadratic form induces the Gaussian distribution of Eq. (6).

B Experiment

B.1 Degradation Settings of the Synthetic Dataset

We synthesize the testing dataset *ImageNet-Test* based on the degradation model in RealESRGAN [18] but removing the second-order operation. Actually, we observed that the LR image generated by the pipeline with second-order degradation exhibited significantly more pronounced corruption compared to most of the real-world LR images, we thus discarded the second-order operation to better align the authentic degradation. Next, we gave the detailed configuration on the blurring kernel, downsampling operator, and the noise types.

Blurring kernel. The blurring kernel is randomly sampled from the isotropic Gaussian and anisotropic Gaussian kernels with a probability of [0.6, 0.4]. The window size of the kernel is set to be 13. For isotropic Gaussian kernel, the kernel width is uniformly sampled from [0.2, 0.8].



Figure 5: One typical failed case in the real-world dataset of *RealSet65*.

For anisotropic Gaussian kernel, the kernel widths along x -axis and y -axis are both randomly sampled from $[0.2, 0.8]$.

Downsampling. We downsample the image using the “interpolate” function of PyTorch [51]. The interpolation mode is random selected from “area”, “bilinear”, and “bicubic”.

Noise. We first added Gaussian and Poisson noise with a probability of $[0.5, 0.5]$. For Gaussian noise, the noise level is randomly chose from $[1, 15]$. For Poisson noise, we set the scale parameter in $[0.05, 0.3]$. Finally, the noisy image is further compressed using JPEG with a quality factor ranged in $[70, 95]$.

B.2 Limitation

Albeit its overall strong performance, the proposed *ResShift* occasionally exhibits failures. One such instance is illustrated in Figure 5, wherein it is unable to produce satisfactory results for a severely degraded comic image. It should be noted that other comparison methods also struggle to address this particular example. This is not an unexpected outcome as most modern SR methods are trained on synthetic datasets simulated by manually assumed degradation models [17, 18], which still cannot cover the full range of complicated real degradation types. Therefore, the development of a more practical degradation model for SR is an essential avenue for future research.

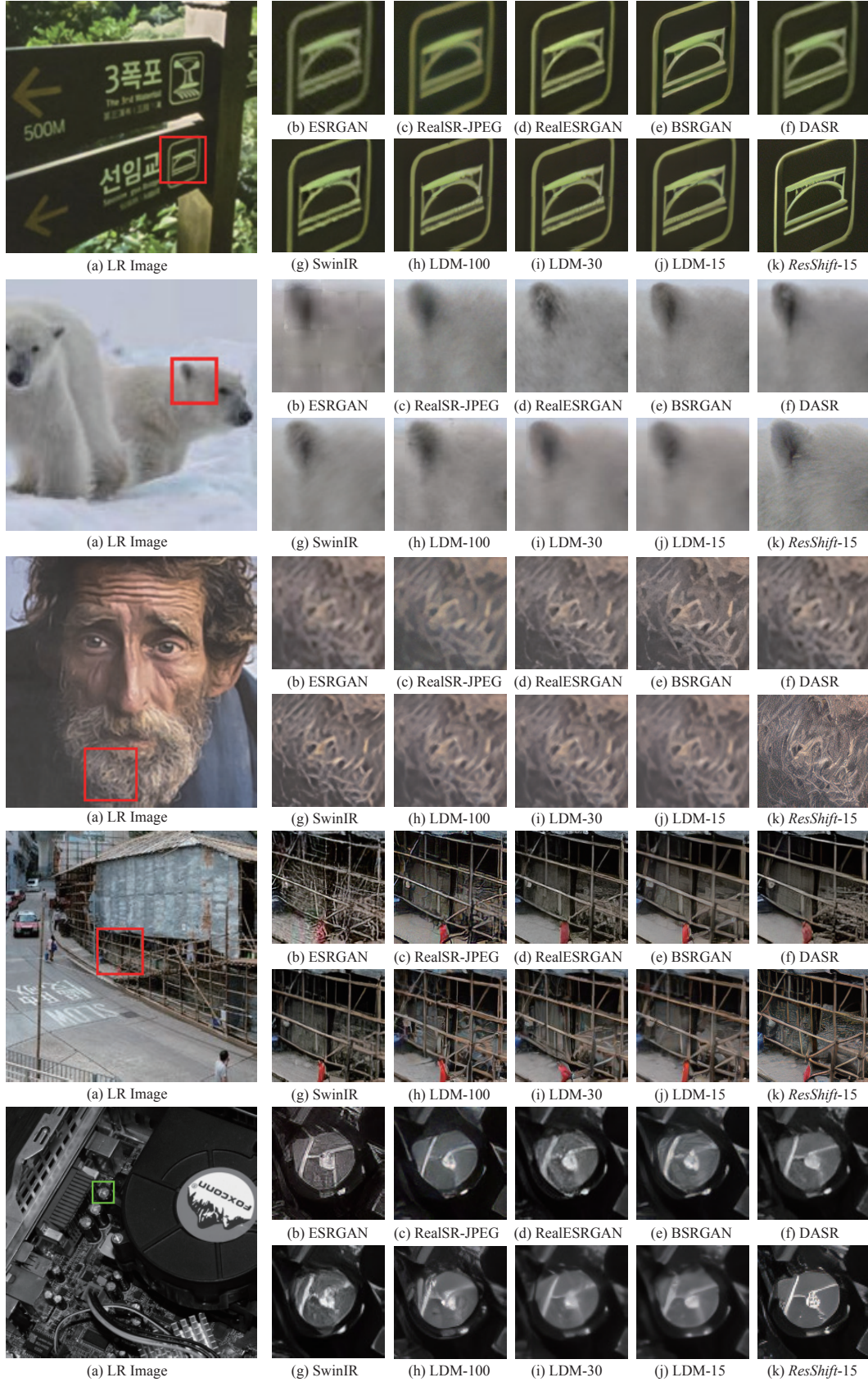


Figure 6: Qualitative comparisons of different methods on real-world datasets. Please zoom in for better view.




Figure 7: Qualitative comparisons of different methods on real-world datasets. Please zoom in for better view.