


Calculational Proofs in ACL2s

Andrew T. Walter ✉ 🏠 

Khoury, Northeastern University, Boston, USA

Ankit Kumar ✉ 🏠 

Khoury, Northeastern University, Boston, USA

Panagiotis Manolios ✉ 🏠 

Khoury, Northeastern University, Boston, USA

Abstract

Teaching college students how to write rigorous proofs is a critical objective in courses that introduce formal reasoning. Over the course of several years, we have developed a mechanically-checkable style of calculational reasoning that we used to teach over a thousand freshman-level undergraduate students how to reason about computation in our “Logic and Computation” class at Northeastern University. We were inspired by Dijkstra, who advocated the use of calculational proofs, writing “calculational proofs are almost always more effective than all informal alternatives, . . . , the design of calculational proofs seems much more teachable than the elusive art of discovering an informal proof.” Our calculational proof checker is integrated into ACL2s and is available as an Eclipse IDE plugin, via a Web interface, and as a stand-alone tool. It automatically checks proofs for correctness and provides useful feedback. We describe the architecture of the checker, its proof format, its underlying algorithms and provide examples using proofs from Dijkstra and from our undergraduate class. We also describe our experiences using the proof checker to teach undergraduates how to formally reason about computation.

2012 ACM Subject Classification Theory of computation → Equational logic and rewriting

Keywords and phrases ACL2s, Theorem Proving, Education, Reasoning, Calculational Proofs

Acknowledgements We sincerely thank Ken Baclawski, Raisa Bhuiyan, Harsh Chamarthi, Peter Dillinger, Robert Gold, Jason Hemann, Andrew Johnson, Alex Knauth, Michael Lin, Riccardo Pucella, Sanat Shajan, Olin Shivers, David Sprague, Atharva Shukla, Ravi Sundaram, Stavros Tripakis, Thomas Wahl, Josh Wallin, Kanming Xu and Michael Zappa for their help with developing and teaching with CPC. We also thank all of the Teaching Assistants and students in CS2800, who are too numerous to list individually, who used and provided feedback on CPC.

1 Introduction

We present a calculational proof checker for ACL2s that was designed to help undergraduate computer science students learn how to reason about computation. In Spring of 2008, Manolios developed a course entitled “Logic and Computation,” a required, freshman-level course for computer science students whose goal was to introduce logic and how it is used to reason about computation. A major challenge in teaching such a course is that students often cannot distinguish between proofs and wishful thinking. Therefore, we decided to use ACL2s [30, 10] (an extension of ACL2 [45, 43]), as it consists of a functional programming language with formal semantics and an interactive theorem prover. The use of ACL2s allowed us to take advantage of the strong intuition and extensive experience students have with programming to discuss topics that include: programming language semantics, Boolean algebra, writing specifications, equational reasoning, termination analysis using measure functions, ordinal numbers, definitions, algebraic data types, refinement, induction schemes, proof techniques and formal proofs.

We used Dijkstra-inspired calculational proofs [29, 19] from the inception of the class and found them to be very effective pedagogically. Our calculational proof format has gone

through continuous development, based on student feedback, our experiences teaching the class, and experimentation with alternatives. For example, an obvious approach that we tried (once) was to use the ACL2 proof builder, which allows one to take individual proof steps. Such a capability is provided by almost all interactive theorem provers. We discarded this idea because: (1) there was too much tool-specific jargon, (2) students engaged in a lot of “pointing,” “clicking” and unstructured exploration, but not enough thinking, (3) students found themselves with proof obligations that they could not easily relate to the original conjecture, and (4) students did not learn transferable skills. The calculational proof format we developed had none of the above disadvantages and the following benefits: (1) it includes a number of well-defined steps that are not ACL2s-specific and help students structure proofs and avoid common pitfalls, (2) it uses equational reasoning which leads to proofs that are easy to check in a linear, local way, and (3) it is generally applicable to other contexts requiring proofs.

After refining the proof format for a number of years, we developed a proof checker, motivated by Manolios and Moore, who made the case for mechanizing calculational proofs [50]. The main advantage of mechanization is that students get immediate feedback and it facilitates the automation of grading. We deployed a Web version of CPC (the Calculational Proof Checker) in Spring 2020, which accepts a file containing function definitions, helper properties and calculational proofs. It validates the proofs or identifies a list of issues. It was later upgraded to check syntax in the browser itself, so as to reduce load on the server. However, owing to its server-client architecture, it required internet connectivity and suffered from needlessly high response times, especially before assignment submission deadlines. Hence, we recently developed an Eclipse IDE plugin for writing and checking proofs locally. Finally, for experts, there is a command-line version of CPC that facilitates scripting and supports enhanced debugging. CPC is integrated with the ACL2 Sedan (ACL2s) theorem prover [30, 10]. ACL2s is an extension of the ACL2 theorem prover, whose authors were awarded the ACM Software System Award in 2005 [45, 43, 44]. ACL2s extends ACL2 with an Eclipse IDE, a property-based modeling/analysis framework, an advanced data definition framework (*Defdata*) [16], an automatic counterexample generation framework (*cgen*) [15, 17, 13], and a powerful termination/induction framework based on calling-context graphs [57, 58, 53] and ordinals [54, 55, 56]. ACL2s definitions and properties are “typed” and this helps students find specification errors, as ACL2s performs a large number of analyses and generates executable counterexamples highlighting errors.

Our contributions include: (1) Our **Calculational Proof Format**, which is designed for teaching, communicating, evaluating and understanding proofs. It consists of a number of steps, such as the identification and extraction of hypotheses. It supports equational reasoning using a variety of relations. Our proof format does not rely on keywords or syntax from any programming language, making it applicable to a wide range of domains. Section 2 provides a number of examples and an abstract grammar can be found in Section 3. (2) **CPC**: Our proof checker is based on ACL2s, which allows it to leverage the defdata framework [16] to declare and reason about user defined data types, the cgen framework for automatic counter-example generation for invalid proof steps [15, 17, 14], a property based modeling/analysis framework and a vast library of formalized results in the form of ACL2 books [1]. CPC proofs can prove conjectures using ACL2s properties and vice-versa recursively. CPC comes with Eclipse IDE support, allowing for locally writing and checking proofs. The main algorithms of CPC can be found in Section 4 and the architecture of CPC is described in Section 5. It is also publicly available. (3) **Formalized and Validated Example Proofs**: We have formalized, checked and made publicly available, several proofs

from Dijkstra’s EWDs [19] and from the Logic and Computation class at Northeastern University [2].

2 Calculational Proof Examples with CPC

In this section, we show two calculational proof examples using CPC. The first example is from the Logic and Computation class [49] and the other is from EWD-1297 [27]. Dijkstra’s manuscripts are available online [19].

2.1 Sorting Homework Example

A homework problem from our Logic and Computation class asks students to prove the functional equivalence of quicksort and insertion sort. This conjecture is written in ACL2s as follows.

```
(property qsort=isort (x :tl)
  (= (qsort x) (isort x)))
```

The ACL2s definitions of the sorting functions are shown in Listing 1. Function definitions in ACL2s are typed, *e.g.*, `all`, `bool` and `tl` correspond to the ACL2s universe, the Booleans and to the set of (true) lists, respectively. The definitions should be self-explanatory and are accepted by ACL2s without any other annotations or proofs.

Students are expected to prove `qsort=isort` with CPC, using the “professional method,” a method taught in class that encourages the use of custom notations and abbreviations, as shown in Listing 1. The professional method allows one to develop inductive proofs without committing to a particular induction scheme; instead, an appropriate induction scheme is discovered during the proof process, just like a pro. Students are encouraged to start with the most interesting part of a proof, which in this case is the induction step. Students are then encouraged to develop proofs in a top-down fashion so that they only prove lemmas that actually turn out to be used in their main proofs. Listing 1 includes the discovered lemmas.

Listing 2 shows our CPC proof of the induction step, using the professional method. The proof is constructed starting with `Proof` and trying to transform `(Q x)` into `(I x)` by expanding the definition of `Q` (an abbreviation for `qsort`), assuming that `x` is non-empty. Next, `Q`’s are converted to `I`’s by the magic of induction and then we need a few lemmas to reason about properties of `I`. What remains is to prove the discovered lemmas and to create a formal proof of the induction step and the rest of the cases (which are not shown but are in the supported materials). The induction scheme used is now obvious: it is the induction scheme of `Q`, which is sound as `Q` was automatically proven to terminate by ACL2s. The stuff before the `Proof` part is now rather routine, as students learn an algorithm for generating induction schemes from function definitions that lead to certain proof obligations (only the induction step is shown). The `Exportation` step allows students to use only propositional logic and simple type reasoning to transform the generated induction step into a form that has as many hypotheses as possible and no subexpressions of the form $\alpha \Rightarrow (\beta \Rightarrow \gamma)$, as such expressions should be converted to $(\alpha \wedge \beta) \Rightarrow \gamma$ (exportation). In the `Context`, each hypothesis is given a name. Students are instructed to transform induction hypotheses of the form $\alpha \Rightarrow \beta$ into β (so `C4`, `C5` get turned into `D4`, `D5`) in the `Derived Context`, by establishing the hypotheses of each implication and adding justification hints. They also can add any other hypotheses they need in the `Proof` section. Steps in the `Proof` section also require justifications, as shown.

Since CPC is integrated with ACL2s, students use the counterexample generation capabilities of ACL2s to automatically test their discovered lemmas before proving them. All

Listing 1 Definitions and Helper Lemmas

```

;; <=< is a total order on the ACL2s universe
(definec <=< (x :all y :all) :bool
  (or (== x y) (<< x y)))

(definec insert (a :all x :tl) :tl
  (match x
    (() (list a))
    ((e . es) (if (<=< a e)
                  (cons a x)
                  (cons e (insert a es)))))

(definec isort (x :tl) :tl
  (match x
    (() ())
    ((e . es) (insert e (isort es)))))

(definec less (a :all x :tl) :tl
  (match x
    (() ())
    ((e . es) (if (<< e a)
                  (cons e (less a es))
                  (less a es)))))

(definec notless (a :all x :tl) :tl
  (match x
    (() ())
    ((e . es) (if (<=< a e)
                  (cons e (notless a es))
                  (notless a es)))))

(definec qsort (x :tl) :tl
  (match x
    (() ())
    ((e . es) (app (qsort (less e es))
                   (list e)
                   (qsort (notless e es)))))

;; Useful abbreviations
(defabbrev A (x y z) (app x y z))
(defabbrev Q (x) (qsort x))
(defabbrev I (x) (isort x))
(defabbrev L (a x) (less a x))
(defabbrev N (a x) (notless a x))
(defabbrev F (x) (first x))
(defabbrev R (x) (rest x))
(defabbrev S (a x) (insert a x))

;; Discovered lemmas
(property isort-ordered (l :tl)
  (orderedp (isort l)))

(property isort-less (a :all l :tl)
  (== (isort (less a l))
      (less a (isort l))))

(property isort-notless (a :all l :tl)
  (== (isort (notless a l))
      (notless a (isort l))))

(property app-less-not-less (a :all l :tl)
  (=> (orderedp l)
      (== (append (less a l)
                  (cons a (notless a l)))
          (insert a l))))

```

Listing 2 Induction Step Proof

```

;; Boolean manipulation to identify hypotheses
Exportation:
(=> (^ (tlp x)
      (!= x nil)
      (consp x)
      (=> (tlp (L (F x) (R x)))
          (== (Q (L (F x) (R x)))
              (I (L (F x) (R x)))))
      (=> (tlp (N (F x) (R x)))
          (== (Q (N (F x) (R x)))
              (I (N (F x) (R x)))))
      (== (Q x) (I x))))

;; Name all hypotheses
Context:
C1. (tlp x)
C2. (not (eq x nil))
C3. (consp x)
C4. (=> (tlp (L (F x) (R x)))
      (== (Q (L (F x) (R x)))
          (I (L (F x) (R x)))))
C5. (=> (tlp (N (F x) (R x)))
      (== (Q (N (F x) (R x)))
          (I (N (F x) (R x)))))

;; Use Modus Ponens to get concl of induction hyps
Derived Context:
D1. (tlp (R x)) { C2 }
D2. (tlp (L (F x) (R x))) { Def less }
D3. (tlp (N (F x) (R x))) { Def notless }
D4. (== (Q (L (F x) (R x)))
      (I (L (F x) (R x)))) { MP, C4, D2 }
D5. (== (Q (N (F x) (R x)))
      (I (N (F x) (R x)))) { MP, C5, D3 }
D6. (tlp (I (R x))) { D1, Def isort }
D7. (orderedp (I (R x)))
    { Lemma isort-ordered ((l (R x))), D6 }

Goal: (== (Q x) (I x))

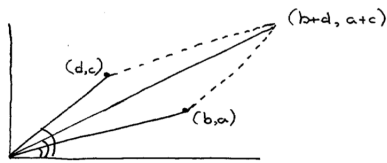
Proof:
(Q x)
== { C2, Def qsort }
(A (Q (L (F x) (R x)))
  (list (F x)
        (Q (N (F x) (R x)))))
== { D4, D5 }
(A (I (L (F x) (R x)))
  (list (F x)
        (I (N (F x) (R x)))))
== { Lemma isort-less ((a (F x)) (l (R x))),
    Lemma isort-notless ((a (F x)) (l (R x))) }
(A (L (F x) (I (R x)))
  (list (F x)
        (N (F x) (I (R x)))))
== { cons axioms, Def append, Def bin-app }
(A (L (F x) (I (R x)))
  (cons (F x) (N (F x) (I (R x)))))
== { Prop app-less-not-less
    ((l (I (R x))) (a (F x))), D6, D7 }
(S (F x) (I (R x)))
== { C2, Def isort }
(I x)
QED

```

I first came up with a visual proof, and later with a calculational one. In both

proofs we restrict ourselves to

$$(0) \quad a/b < c/d$$



The visual proof

Connect the points (b, a) and (d, c) to the origin and complete the parallelogram

Because of the monotonicity of the tangent in the 1st quadrant and the fact the diagonal of a parallelogram lies inside that parallelogram, i.e., between the two sides, we conclude

$$(1) \quad a/b < (a+c)/(b+d) < c/d$$

■ **Figure 1** Dijkstra's visual proof from EWD-1297

The calculational proof

For the left inequality of (1) we observe

$$\begin{aligned} & a/b < (a+c)/(b+d) \\ \equiv & \{ b \cdot (b+d) > 0 \} \\ & a \cdot (b+d) < (a+c) \cdot b \\ \equiv & \{ \text{algebra} \} \\ & a \cdot d < c \cdot b \\ \equiv & \{ b \cdot d > 0 \} \\ & a/b < c/d \end{aligned}$$

A similar proof shows that also the right inequality of (1) is equivalent to (0), to which we could restrict ourselves "without loss of generality".

equality of (1) is equivalent to (0), to which we could restrict ourselves "without loss of generality".

Context:

- C1. (posp a)
- C2. (posp b)
- C3. (posp c)
- C4. (posp d)

$$\text{Goal: } (== (< (/ a b) (/ (+ a c) (+ b d))) (< (/ a b) (/ c d)))$$

Proof:

$$\begin{aligned} & (< (/ a b) (/ (+ a c) (+ b d))) \\ \equiv & \{ \text{Lemma multiply- \leftarrow -fractions} \} \\ & ((c (+ a c)) (d (+ b d))) \} \\ & (< (* a (+ b d)) (* (+ a c) b)) \\ \equiv & \{ \text{algebra} \} \\ & (< (* a d) (* c b)) \\ \equiv & \{ \text{Lemma multiply- \leftarrow -fractions} \} \\ & (< (/ a b) (/ c d)) \\ \text{QED} \end{aligned}$$

(b) Part of our formalization of Dijkstra's proof from EWD-1297

(a) Dijkstra's hand-written proof from EWD-1297

■ **Figure 2** Side by side comparison of Dijkstra's proof and our proof formalization of EWD-1297 [27]

properties in Listing 1 were proved using CPC, and their proofs can be found in our repository [2]. Notice that in our proof, we have applied lemmas `isort-less` and `isort-notless`, with their corresponding instantiations, simultaneously. Since both the applications are symmetric, and rewrite different parts of the list, it helps to keep the proof short, yet highlights the key steps of this proof. Proof steps can combine several lemma applications in a single hint, as to keep the proof short and human readable. We often also provide properties that are proven in ACL2s directly and they can be used in the same way as CPC lemmas.

2.2 EWD-1297

Dijkstra describes a problem in EWD-1297 [27] which asks the reader to construct a fraction whose value lies between two distinct fractions $\frac{a}{b}$ and $\frac{c}{d}$. He restricts a, b, c and d to be positive integers. He conjectured that $\frac{a+c}{b+d}$ is a solution and gave a visual proof, as shown in Figure 1. However, he points out that the visual proof is "shaky" and leaves out several details. For example, it depends on the loosely stated fact that the diagonals of a parallelogram lie inside it, i.e., between two adjacent sides. But the proof of this "fact" might depend on the demonstrandum itself! He then gives a calculational proof, standing by his famous quote: "A picture may be worth a thousand words, a formula is worth a thousand pictures." [23]

In Figure 2, we show a side-by-side comparison of Dijkstra's calculational proof and the corresponding part of our formalization of his proof. One difference is that we use Lemma

multiply-<-fractions, with appropriate instantiations, instead of his hints, as our proof is formal. Our full formalization appears in our repository [2], which includes the proof of EWD-1297-2, the second part of the argument. Dijkstra did not prove it, saying that the proof was similar, which is true. Finally, we proved the full conjecture EWD-1297 just by referring to the previously proved conjectures.

Dijkstra was a fan of generalizing mathematical results [18, 22, 20] and often made the point that calculational proofs, by clearly identifying assumptions, facilitate such generalizations.¹ ACL2s can also be used to support such generalization efforts. In Figure 2, we have four context items positing that the variables a, b, c and d are positive integers. As a first attempt to generalize this conjecture, we replace each `posp` by `rationalp`, expanding the domain of the variables to the rational numbers. CPC produces the following message:

```

--- Checking that completed statement passes contract checking... FAIL
Counterexample found when testing guard obligation:
(OR (NOT (AND (RATIONALP A) (RATIONALP B) (RATIONALP C) (RATIONALP D)))
     (NOT (EQUAL (+ B D) 0)))
((D 0) (C 12/7) (B 0) (A -1/2))
((D 0) (C 1/3) (B 0) (A 122/875))
((D 0) (C 1) (B 0) (A 244/599))

```

Obviously, b , d and $(+ b d)$ can not be 0 since they are used as denominators in our goal. So, we add hypotheses $(\neq 0 b)$, $(\neq 0 d)$ and $(\neq 0 (+ b d))$. This generalized conjecture has, as you would expect, the same proofs, except for the extra hypotheses in the context and in proof justifications. On running CPC on our updated proof, we more counterexamples and we keep going until we wind up with a generalization, at which point we can use ACL2s again to removed implied hypothesis. This process terminates with the generalization shown in Listing 3, which CPC proves. Note that the only hypothesis we needed is the first hint of Dijkstra’s proof! The full formalization of the generalized conjecture appears with supplemental material and artifacts here [2].

We note that when using ACL2s without providing hints, none of the conjectures (original or generalized) in EWD-1297 are proved automatically. However, as shown in Listing 5, there is an ACL2s proof of the generalized theorem that requires just one hint (disabling a rule). Figuring out what rule to disable can be a lot of work, since there are dozens of applicable rules and many other classes of hints that are potentially useful. This is a common problem when performing arithmetic reasoning inside ACL2s and other interactive theorem provers that attempt to automate such reasoning using rewriting and tactics because such methods are not complete (due to undecidability) and users may have to intervene and guide the theorem prover. The more complex the strategies employed, the more expertise is required to effectively steer the proof. The proof of EWD-1297 suggested some rewrite rules that we added to ACL2s. It was easier to use CPC to prove those theorems than using ACL2s or the proof builder. Our experience has been that calculational proofs are easier to modify or repair, since they are designed for human comprehension. In contrast, trying to figure out how to steer the theorem prover, was like playing whack-a-mole: the ACL2 arithmetic libraries are robust, so efforts to steer the theorem prover by providing explicit hints are often defeated by the remaining dozens of rules conspiring to generate similar unproductive proof attempts.

¹ Based on Manolios’ personal interactions with Dijkstra in classes and ATAC.

Listing 3 Generalized EWD-1297 proof

```

Conjecture EWD-1297-5:
(=> (^ (rationalp a)
      (rationalp b)
      (rationalp c)
      (rationalp d)
      (< 0 (* b d)))
  (== (< (/ a b) (/ (+ a c) (+ b d)))
      (< (/ a b) (/ c d))))

Context:
C1. (rationalp a)
C2. (rationalp b)
C3. (rationalp c)
C4. (rationalp d)
C5. (< 0 (* b d))

Goal: (== (< (/ a b) (/ (+ a c) (+ b d)))
          (< (/ a b) (/ c d)))

Proof:
(< (/ a b) (/ (+ a c) (+ b d)))
== { C5, Lemma multiply-<-fractions
      ((c (+ a c)) (d (+ b d))), algebra }
(< (* a (+ b d)) (* (+ a c) b))
== { algebra }
(< (* a d) (* c b))
== { C5, Lemma multiply-<-fractions, algebra }
(< (/ a b) (/ c d))
QED

Conjecture EWD-1297-6:
(=> (^ (rationalp a)
      (rationalp b)
      (rationalp c)
      (rationalp d)
      (< 0 (* b d)))
  (== (< (/ (+ a c) (+ b d)) (/ c d))
      (< (/ a b) (/ c d))))

Context:
C1. (rationalp a)
C2. (rationalp b)
C3. (rationalp c)
C4. (rationalp d)
C5. (< 0 (* b d))

Goal: (== (< (/ (+ a c) (+ b d)) (/ c d))
          (< (/ a b) (/ c d)))

Proof:
(< (/ (+ a c) (+ b d)) (/ c d))
== { C5, Lemma multiply-<-fractions
      ((a (+ a c)) (b (+ b d))), algebra }
(< (* (+ a c) d) (* c (+ b d)))
== { algebra }
(< (* a d) (* c b))
== { C5, Lemma multiply-<-fractions, algebra }
(< (/ a b) (/ c d))
QED

```

Listing 4 Complete proof of EWD-1297

```

Conjecture EWD-1297-gen2:
(=> (^ (rationalp a)
      (rationalp b)
      (rationalp c)
      (rationalp d)
      (< 0 (* b d))
      (< (/ a b) (/ c d)))
  (^ (< (/ a b) (/ (+ a c) (+ b d)))
     (< (/ (+ a c) (+ b d)) (/ c d))))

Context:
C1. (rationalp a)
C2. (rationalp b)
C3. (rationalp c)
C4. (rationalp d)
C5. (< 0 (* b d))
C6. (< (/ a b) (/ c d))

Goal: (^ (< (/ a b) (/ (+ a c) (+ b d)))
          (< (/ (+ a c) (+ b d)) (/ c d)))

Proof:
(^ (< (/ a b) (/ (+ a c) (+ b d)))
   (< (/ (+ a c) (+ b d)) (/ c d)))
== { Conjecture EWD-1297-5,
      Conjecture EWD-1297-6, C5, C6, PL }
t
QED

```

Listing 5 ACL2s proof of EWD-1297

```

(property (a b c d :rational)
 :h (^ (< 0 (* b d))
      (< (/ a b) (/ c d)))
      (^ (< (/ a b) (/ (+ a c) (+ b d)))
         (< (/ (+ a c) (+ b d)) (/ c d))))
:hints (("goal" :in-theory
          (disable acl2::|(* (+ x y) z)|))))

```

3 Calculational Proof Format

Figure 3 shows an approximation of our calculational proof grammar sufficient to understand the rest of this paper, especially the main algorithms. CPC uses Xtext, as described in Section 5 and the full grammar is in our repository [2].

$$\begin{aligned}
\langle Proof \rangle & ::= \langle Type \rangle \mathcal{V} : \mathcal{E} [\text{Exportation: } \mathcal{E}] [\text{Contract Completion: } \mathcal{E}] \langle Body \rangle \text{QED} \\
\langle Body \rangle & ::= \langle Simple \rangle \mid \langle Inductive \rangle \\
\langle Simple \rangle & ::= [\text{Context: } \langle Ctx \rangle] [\text{Derived Context: } \langle Dtx \rangle] \text{Goal: } \mathcal{E} \text{Proof: } \langle Seq \rangle \\
\langle Inductive \rangle & ::= \text{Proof by: } \mathcal{E} [\langle ContractCase \rangle] \langle BaseCase \rangle [\langle InductionCase \rangle] \\
\langle ContractCase \rangle & ::= \text{Contract Case } \mathbb{N}: \langle Simple \rangle \text{QED} \\
\langle BaseCase \rangle & ::= \text{Base Case } \mathbb{N}: \langle Simple \rangle \text{QED} \\
\langle InductionCase \rangle & ::= \text{Induction Case } \mathbb{N}: \langle Simple \rangle \text{QED} \\
\langle Type \rangle & ::= \text{Conjecture} \mid \text{Property} \mid \text{Lemma} \mid \text{Theorem} \mid \text{Problem} \\
\langle Ctx \rangle & ::= \text{CIN: } \mathcal{E} \mid \langle Ctx \rangle \text{CIN: } \mathcal{E} \\
\langle Dtx \rangle & ::= \text{DIN: } \mathcal{E} \mid \langle Dtx \rangle \text{DIN: } \mathcal{E} \\
\langle Seq \rangle & ::= \mathcal{B} \mid \langle Seq \rangle \mathcal{R} \{ \langle Hint \rangle \} \mathcal{B} \\
\langle Hint \rangle & ::= \langle Type \rangle \mathcal{V} [S] \mid \text{CIN} \mid \text{DIN} \mid \text{Def } \mathcal{F} \mid \mathcal{A} \mid \text{algebra} \mid \text{obvious} \mid \text{PL} \mid \text{MP} \mid \langle Hint \rangle, \langle Hint \rangle
\end{aligned}$$

Figure 3 Grammar for our calculational proofs where, in the ACL2s universe, \mathcal{V} is a fresh variable or natural number, \mathcal{E} is an expression, \mathbb{N} is a natural number, \mathcal{B} is a boolean expression, \mathcal{R} is a binary relation on boolean expressions, S is an association list used to represent a valid substitution, \mathcal{F} is a valid function name and \mathcal{A} is an axiom. PL and MP stand for Propositional Logic and Modus Ponens hints respectively. Items in square brackets are optional.

We designed our proof format with a focus on teaching and communicating proofs. Each Conjecture is named, so that it can be referenced later. If Exportation and/or Contract Completion are necessary, they need to be explicitly stated. This helps in finding context items one might have missed when writing down the statement of the Conjecture. The Context and Derived Context are listed separately from the proof, which makes it easy to identify the exact context item being used as a hint for a particular step. The proof body is linear, *i.e.*, a sequence of steps separated by hints that makes it easy to identify any source of error due to wrong lemma application, missing or incorrect hints. The grammar does not depend on keywords from any programming language or proof assistant which makes it highly transferable for use in other domains.

4 Conjecture Checking and Proof Generation

CPC performs three “phases” of checking when it is run on a document. The zeroth phase is a syntactic check to ensure that the given proof follows the proof format described by our grammar, as shown in Figure 3. This check does not require making calls to the underlying theorem prover. The first phase consists of checks intended to identify semantic issues and produce useful output for the user. After the syntax and semantics of a proof are validated, the second phase checks its correctness by transforming each of the given proofs into a sequence of instructions appropriate for use with ACL2’s proof-builder system. We then run each of these proofs through ACL2s with the generated instructions and confirm that they

pass.

A benefit of our multi-phase approach is the separation of concerns enjoyed by the different phases of checking. The first two phases interact with the user, focusing on giving actionable feedback, so as to ensure that the given proof makes sense. The third phase interacts with the underlying theorem prover for proving and generating theorems. An example of why this is good, is that, in the absence of contract completions, the behavior of the first phase does not affect the argument for the correctness of CPC, since the tool only reports that a conjecture is valid if ACL2 can prove it. Before we describe the three phases in detail, we discuss relevant background.

ACL2 Theories A common way of controlling ACL2's behavior is by modifying the set of *rules* that it is allowed to use. There are various kinds of rules, including general `:rewrite` rules, `:type-prescription` rules that add type information that is implied by the hypotheses that might be available at a particular point in a proof, and `:executable-counterpart` rules that allow ACL2 to evaluate a function application when all of its arguments have concrete values. ACL2 allows one to define and use sets of rules, which it calls *theories*. We make extensive use of theories in CPC, and describe the theories that we generate and use as follows:

- `arith-5` is the set of rules that are added after including the "arithmetic-5/top" book in a vanilla ACL2 instance. Put simply, this is a library developed by the ACL2 community and distributed alongside ACL2 that contains rules for reasoning about arithmetic.
- `min` which consists of ACL2's minimal theory (which includes only rules about basic built-in functions like `if` and `cons`) plus `(:executable-counterpart acl2::tau-system)`, `(:compound-recognizer booleanp-compound-recognizer)`, and `(:definition not)`. The former of these three rules enables ACL2 to perform some type-based reasoning, and the latter two are often useful for reasoning about propositional logic.
- `arith` which consists of some basic facts about `+` and `*`.
- `type-prescription` which consists of any rules of type `:type-prescription`
- `executable` which consists of any rules of type `:executable-counterpart`.
- `contract` which is `min` plus `type-prescription` and any rules with names ending in "CONTRACT" or "CONTRACT-TP".
- `min-executable` which is the union of the rules in `min` and `executable`.

The latter four theories are redefined every time CPC checks a conjecture, to ensure that any functions that may have been defined since the last conjecture check are accounted for. Note that ACL2's functions that operate on theories typically take in *theory expressions*. For our purposes, a theory expression is either a list of rule names, `(theory 'x)` where `x` is the name of a previously defined theory or `(union-theories x y)` which is a union of rules in theories `x` and `y`.

Guard Obligations and Type Checking ACL2 is an untyped language. However, it is possible to specify function *guards*, which are preconditions on the inputs to a function. Violating function guards results in an error during evaluation. Under certain circumstances ACL2 will attempt to prove that the guards of a function will always hold in a particular context (for example, when a function is called in the body of another function with more restrictive guards). For the purpose of explanation, ACL2s' type system hooks into the guard system in such a way that a function defined using `defnec` (the standard way to define functions in ACL2s) will have guards that assert that provided inputs satisfy their specified types. The *guard obligations* for an expression are the set of conditions that must be true to satisfy the guards for every function call inside that expression. We define a built-in function

guards such that, $guards(e)$ is the conjunction of guard obligations for each function call within an ACL2s expression e . Every ACL2s type has a *recognizer* function associated with it: a predicate of one argument that returns `true` when given a member of the associated type, and `false` otherwise. We refer to these functions as *type predicates* below.

Contract Completion We require that the statement a user is trying to prove have an empty set of guard obligations (equivalently, the guard obligations are all satisfied). To ensure this in class exercises, we ask students to perform *contract completion* on given statements, before proving them. Contract completion refers to the process of determining the guard obligations for a statement and adding appropriate hypotheses to satisfy them. This of course changes the logical meaning of the proof statement. From a pedagogical standpoint, we want to highlight the correspondence between the statements we’re proving and the code (the executable bodies of the functions in the statement). By ensuring contract completion, we eliminate all errors or counterexamples due to guard violations.

Of course, it is always better if the original statement is already contract completed. However, by doing a contract completion inside of CPC first, we can confirm that it was done appropriately, *e.g.* that only the necessary hypotheses were added to satisfy the guard obligations. After a contract completion is provided and validated, we expect that the user will replace the original statement with the contract completed one. We remind the user to do this by producing a warning whenever they provide a *non-trivial contract completion*—that is, a contract completed statement that is not syntactically equivalent to the exported statement (if provided) or original statement (if no exported statement was provided).

When the user provides a non-trivial contract completion for a conjecture, we do not guarantee its correctness. Instead of generating instructions to prove the conjecture inside of ACL2s, we tell ACL2s to assume that the contract completed statement is true, which may cause unsoundness issues if that is not the case. This design decision for Phase I checks enables us to give more useful feedback regarding any of the following proofs. For example, assume Conjecture A is followed by Conjecture B and A has a nontrivial contract completion and it passes Phase I checking. If we tell ACL2s to assume the contract completed form of Conjecture A as valid, we can check Conjecture B and see if it would pass our checks if the user replaced Conjecture A’s statement with its contract completed form.

Hints Table 1 lists several types of hints for justifying reasoning steps. Some hints have several aliases—for example, `algebra` and `arith` are both aliases for `arithmetic`. Others are useful for improving readability of the proof step. For example, `MP` (Modus Ponens) does not add additional rules or hypotheses when checking a step or derived context item, but we add it to indicate that a step or derived context item is justified by the conclusion of an implication after satisfying that implication’s hypotheses. Each hint for a proof step gives rise to zero or more of hypotheses (*Hyps*), *Rules* and *Lemma instantiations*, used in proving the proof step. We define functions $hyps(h)$, $rules(h)$ and $instances(h)$ to be the set of hypotheses, rules and lemma instantiations (in a format amenable to ACL2) that a hint h gives rise to, respectively. We also define function $hint-effect(h)$ which, given a hint h , returns a triple $(hyps(h), rules(h), instances(h))$ as described in Table 1.

Phase 0: Phase 0 consists entirely of syntactic checks. As we will discuss in more detail in the Architecture section 5, we use the Xtext [4] system to generate a parser from our proof format grammar (described in the previous section). Xtext automatically generates many syntactic checks and provides error-handling capabilities, but we extend these checks to produce specialized error messages in certain situations.

Phase I: We describe Phase I checks using algorithms that generate helpful error messages, given semantically incorrect proofs. We use the chk_e function to denote checking if a Boolean

Hint	Hypotheses	Rules	Lemmas	Comments
C_i	✓	✗	✗	Context items
D_i	✓	✗	✗	Derived Context items
def <i>foo</i>	✗	✓	✗	Enables rules regarding the Definition of <i>foo</i>
cons axioms	✗	✓	✗	Enables Lemmas related to lists
arithmetic	✗	✓	✗	Enables Lemmas related to arithmetic
evaluation	✗	✓	✗	
lemma <i>foo</i>	✗	✗	✓	A substitution may be provided
MP	✗	✗	✗	improves readability
PL	✗	✗	✗	improves readability

■ **Table 1** A table showing what is returned by each hint.

ACL2s expression is true, otherwise returning an appropriate error. *guards* returns the guard obligations of its argument. *type-predicatep* tells whether an expression is an ACL2s function application term where the function is a type recognizer. *given* checks if its argument has been provided in the proof. *export* exports an ACL2s expression. *contract-completed* checks if the given ACL2s expression’s contracts appear in its hypothesis. $\vdash_{th} s$ checks whether *s* is can be proved by ACL2s in theory *th*. Each of the functions described above is defined in ACL2s. Phase I is intended to identify errors with enough specificity to allow us to generate clear, actionable and useful error messages.

■ **Algorithm 1** Semantic checks for a single proof step or derived context item

```

1 Function CheckProofStep( $\mathbb{C}$ ,  $\mathbb{H}$ , lhs, rhs, r)
   Input:  $\mathbb{C}$  is a set of context items,  $\mathbb{H}$  is a set of hints, lhs, rhs  $\in \mathcal{E}$  are both ACL2
           expressions, and r  $\in \mathcal{R}$  is an ACL2 relation.
2   Hyps, Rules, Uinst  $\leftarrow$  hint-effect( $\mathbb{H}$ );
3   R  $\leftarrow$  {c | c  $\in \mathbb{C} \wedge$  type-predicatep(c)};
4   G  $\leftarrow$  guards(Hyps  $\wedge$  R  $\Rightarrow$  lhs r rhs);
5   chke( $\vdash_{\text{min+contract+Rules+Uinst}} G \wedge \text{Rules} \wedge \text{Hyps} \wedge R \Rightarrow \text{lhs } r \text{ rhs}$ ); // Proving a
           step with calculated guard obligations relieves the user from the need to
           provide type hints
6   chke( $\vdash_{\text{full}} \wedge C \Rightarrow \wedge G$ );

```

Algorithm 1 can be considered to be the heart of CPC. It checks whether *lhs* is related to *rhs* using relation *r* in a given context \mathbb{C} and with hints \mathbb{H} . This algorithm is used to check the validity of each derived context item as well as each proof step. Any context items specifying type information (variable *R* in the algorithm) are automatically assumed, so the user need not provide type justification hints. We tell students that once they have performed contract checking for the conjecture, they no longer obligated to justify types for terms occurring in function contracts, lemma instantiations or implications, which mimics Dijkstra’s style of proofs. Notice that we subsequently determine the guard obligations of the step (after adding type recognizer applications), add the guard obligations as an additional hypothesis when proving the step holds and afterwards ask ACL2s to prove that they hold given all of the context and derived context items. This helps us identify cases where the user does something incorrect from a “types” perspective, while also freeing the user from having to justify types, enabling them to focus on the key ideas of the proof. Algorithm 2 checks a non-inductive (simple) proof. For the purpose of presentation, we are showing only the core set of checks it performs. The implementation does additional boilerplate checking

■ **Algorithm 2** Semantic checks on a simple proof.

```

1 Function CheckNonInductiveProof(proof)
   Input: proof is a non-inductive (simple) proof.  $\mathbb{C}$  is a set of context items.  $\mathbb{D}$  is a set of
   pairs of derived context items and corresponding set of hints. S is the proof
   statement, whose exportation (if given) is E. C (if given) is the contract
   completion of E (if given) otherwise S. G is the goal.  $P \in \langle Seq \rangle$  is the sequence
   of proof steps separated by relations (relating proof steps) and hints (justifying
   each step).  $(lhs, r, H, rhs) \in P$  is a single proof step in P.

   /* Exportation Checks */
2 if given(E) // E is given? then
3   |  $chk_e(\vdash_{\min} E \equiv S)$  ; // E is proved equivalent to S in min-theory?
4 else
5   |  $E \leftarrow S$ ;
6    $chk_e(\text{export}(E) \equiv E)$  ; // E is fully exported?
   /* Contract Completion Checks */
7 if given(C) // C is given? then
8   |  $Hyp_E, Conc_E \leftarrow E$  ; // Split E into a set of hypotheses and a conclusion
9   |  $Hyp_C, Conc_C \leftarrow C$  ; // Split C into a set of hypotheses and a conclusion
10  |  $chk_e(Conc_C \equiv Conc_E)$  ;
11  |  $chk_e(Hyp_C \subseteq Hyp_E) \quad chk_e(\vdash_{\min} \wedge Hyp_C \equiv (Hyp_E \wedge guards(E)))$  ; // Contract
   completion hys equivalent to guard obligation and hys of E?
12 else
13   |  $C \leftarrow E$ ;
14   |  $Hyp_C, Conc_C \leftarrow C$  // Split C into a set of hypotheses and a conclusion
15    $chk_e(\text{contract-completed}(C))$  ; // C is contract completed?
16 if given(G) then
17   |  $chk_e(\vdash_{\min} Conc_C \equiv G)$  ; // Conclusion is proved equivalent to Goal?
   /* Context Checks */
18  $chk_e(\vdash_{\min} (\wedge \mathbb{C} \Rightarrow G) \equiv C)$  ;
   /* Derived Context Checks */
19 foreach (d, H)  $\in \mathbb{D}$  do
20   | /* Each Derived Context item is checked to be equivalent to true */
21   | CheckProofStep( $\mathbb{C}, H, d, true, equal$ ) ;
22   |  $\mathbb{C} \leftarrow \mathbb{C} \cup \{d\}$  ;
23 if (nil,  $\_$ )  $\in \mathbb{D} \vee G \in \mathbb{D}$  then
24   | return ; // Exit early because hypotheses are UNSAT or they imply G
25    $chk_e(\text{given}(G))$  ; // otherwise G must be provided
   /* Proof Step Checks */
26 foreach (lhs, r, H, rhs)  $\in P$  do
27   | CheckProofStep( $\mathbb{C}, H, lhs, rhs, r$ ) ;
    $chk_e(\vdash_{\min} \bigwedge_{(lhs, r, H, rhs) \in P} lhs \Rightarrow G)$  ; // Final check that Proof steps imply the Goal

```

to make sure that the types of expressions we are dealing with are correct, as well as certain additional checks to identify potential issues. For example in our implementation, unless the user derives `nil`, we check whether the conjunction of the context items is SAT, since an unsatisfiable set of hypotheses likely indicates a mistake when it's not used to trivially prove the proof statement.

For inductive proofs, it is important to make sure that given an induction term, the proof obligations fulfilled by the user correspond exactly to the proof obligations generated internally in ACL2. We check this by searching for a bijection between the two sets of proof obligations with respect to propositional equality. Once a bijection is shown, we check each of the proofs using Algorithm 2.

Phase II: If a proof passes through Phase I without generating any errors, we attempt to either generate instructions that tell ACL2 how to prove the conjecture, or if it has a non-trivial contract completion, we tell ACL2 to assume that the conjecture holds. We'll focus here on the former case, since the latter is only intended to provide best-effort feedback and we make no claims about correctness if a conjecture has a non-trivial contract completion anyways. Before we can discuss generating instructions, we need to present some background about the ACL2 proof-builder.

ACL2 proof-builder: ACL2 is designed to be highly automatic; when it fails to prove a theorem, the user typically proves helpful lemmas or provides hints that modify or override its behavior. This mode of operation is not ideal in the context of proof checking, since we already have a detailed outline for a proof, and we want ACL2 to stick to that outline. For this reason, we use ACL2's proof-builder functionality, which allows us to command the theorem prover's behavior at a much lower level. The proof-builder operates in a manner similar to an interactive proof assistant like Coq [8] or Isabelle [62]: there is a *proof state* consisting of a stack of goals, each of which contains a set of hypotheses and a statement to be proved, and one provides *instructions* that operate on the goal stack. These instructions range in fineness, with coarse instructions like `prove` (attempt to prove the current goal entirely automatically with ACL2's full power) to fine instructions like `dive` (look at a subexpression in the current statement to be proved). ACL2's documentation provides information about many of the available proof-builder instructions [3]. For CPC we developed several new proof-builder instructions, many of which are variants of existing instructions that succeed where the existing instructions would fail. For example, `:retain-or-skip` is exactly like the built-in `:retain` instructions, except that it will succeed even when all of the existing hypotheses are retained (producing no change in the proof-builder state). Many instructions have similar behavior that is desirable when a human is interacting directly with the proof-builder, but that is not when automatically generating instructions.

Generating Instructions: To check a calculational proof, we generate a sequence of proof-builder instructions based on the given proof. We ask ACL2s to prove the proof statement using this sequence of instructions. This is useful in two ways. First, the soundness of CPC is reduced to the soundness of ACL2's proof-builder system. Second, this means that in principle, one can perform a proof in CPC that might be challenging to do in ACL2s, by taking the generated proof form and using it in ACL2s. Recall the structure of a calculational proof: we have a statement, an exportation (if needed), context (if needed), derived context items (if generated) and a sequence of steps separated by relations and justifications. The order in which proof-builder instructions are generated mirrors this structure.

The generated proof-builder instructions are executed in ACL2 which will either produce an error or run smoothly, thereby turning the proof conjecture into an ACL2s property. In the latter case, the generated proof-builder instructions act as a witness to the validity of

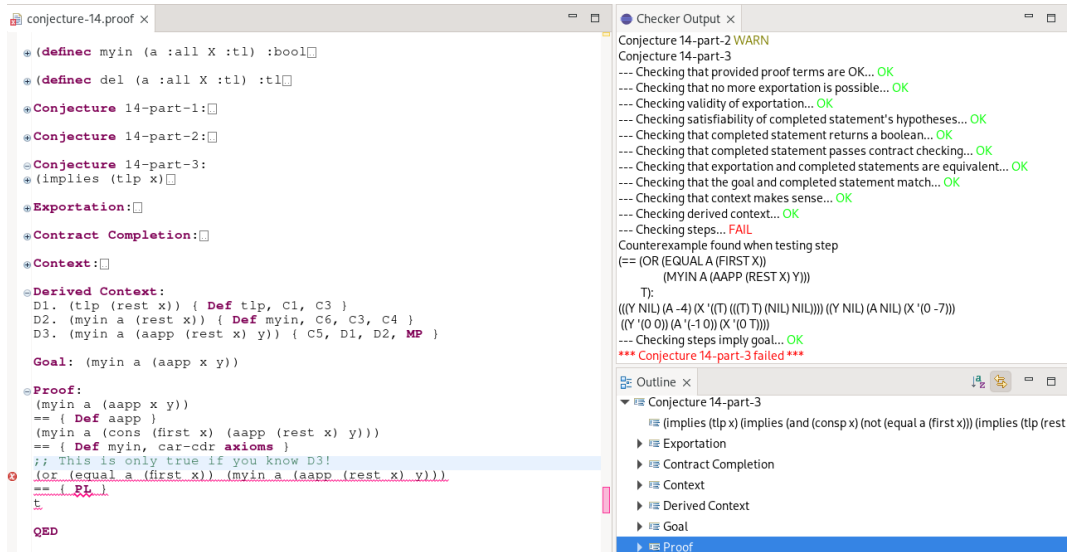


Figure 4 A screenshot of our Eclipse plugin showing an incorrect version of our example “conjecture-14” proof. Note that the counterexample listed here is not a counterexample to the correctness of the step, but rather to the statement that the step is true due to the provided justification.

the conjecture.

5 System Architecture

Our CPC system consists of three parts: (1) a user interface which allows the user to write a proof file, (2) a parser that performs some basic well-formedness checks on a given proof file and (3) a proof checking backend that validates a syntactically well formed proof for correctness.

We provide two primary interfaces for CPC: a Web-based editor and an Eclipse plugin. The Web-based editor requires no setup on the user’s part but has fewer features and is slower than the Eclipse plugin, since much of its functionality comes from making requests to a remote server. The Eclipse plugin is faster and has more features, but requires more effort to set up locally. Figure 4 shows a screenshot of our Eclipse plugin. We discuss features of the user interface in more detail.

In both the interfaces, the results of checking a proof are communicated to the user in two ways: (1) by producing a simplified list of the checks that is performed for each proof and their status, with some additional details if the check failed, as is shown in the “Checker Output” panel on the top-right-hand side of Figure 4, and (2) by marking particular areas of the user’s conjectures with *diagnostics*. An error diagnostic can be seen in Figure 4, visualized by the red underlining of part of the conjecture shown on the left-hand side of the screenshot. Certain checks may give rise to lower-severity diagnostics, like warnings or informational notes.

We spent significant time and effort in developing user-facing messages that are easy to understand, useful and actionable. In fact, this is the *raison d’être* for having Phase I. But we also owe much to the years of usage that CPC has accumulated and the experience we have gained perfecting it.

The Eclipse plugin is equipped with several features to improve the proof-editing ex-

perience. Parts of a proof, or even entire proofs, can be folded (hidden) when desired to maximize the screen space available for content of interest (using \oplus and \ominus buttons to the left of text seen in the screenshot) which makes it easy to browse a large proof file. An outline view is available that allows one to easily identify and navigate to specific areas of a document. Certain keywords like Conjecture, Proof, Def etc... are highlighted. Highlighting of matched parentheses and basic code completion are provided. The Eclipse plugin also provides links to online documentation describing the conjecture format we use, and answers to frequently asked questions.

We use the Xtext system [4] to implement both the parser and a portion of both the user interfaces. Xtext is a Java-based framework for developing tooling for domain-specific languages. By providing a grammar, Xtext generates not only a parser but also IDE features like code completion, syntax highlighting and code folding. The default behavior that Xtext provides can be modified by providing Java code. We configure Xtext to generate both an Eclipse plugin and supporting functionality for the CodeMirror Web-based editor. Phase 0 checks described in the previous section are implemented by the parser that Xtext generates automatically from the grammar we provide, though we augment its error-handling abilities to produce more helpful error messages in certain conditions. Xtext provides the ability to define arbitrary checks (called “validators”) for a document written in a DSL. These validators take in an abstract syntax tree (AST), process it and mark different parts of the AST with various diagnostics as needed. Xtext handles mapping these errors back to the text of the document and rendering them to the user. To integrate our proof checker backend with Xtext, we define a validator that encodes the conjecture document in a form readable by our backend, runs the backend in a subprocess, captures and parses the output from the backend, and translates that output into Xtext diagnostics.

The backend is responsible for checking the correctness all of the proofs contained in a document. It performs Phase I and Phase II checks as described in the previous section and uses the ACL2s Systems Programming methodology that we have developed [72]. That is, most of the backend’s code is written in Common Lisp and runs in a Common Lisp environment that has ACL2 loaded. It interacts with ACL2 through a set of interface functions, making it easier to identify which code interacts with the theorem prover and reducing the risk of accidentally modifying ACL2 internals, thereby making ACL2 unsound. This potential unsoundness is mitigated for our purposes as CPC produces ACL2s proofs that can be checked by running them through an unmodified ACL2s instance.

The backend takes in a syntactically correct proof document that consists of ACL2 expressions interleaved with conjectures. We define data structures in Common Lisp that track metadata attached to expressions or parts of a conjecture, which informs us where certain diagnostics should appear. The proof document is represented as a sequence of these data structures. In brief, when given a proof document, the backend performs some setup, sequentially evaluates each element of the proof document while collecting diagnostics, and then reports the diagnostics in an XML document. This XML data is captured and consumed by our Xtext validator and is translated into Xtext diagnostics, which are visible to the user through whichever frontend they are using.

6 Our Experience Teaching With CPC

We have several years of experience using CPC to teach students how to write calculational proofs. The following features have proved to be very useful. (1) **Mechanization:** students get immediate feedback, allowing them to quickly learn how to distinguish proofs from wishful

thinking. (2) **Syntax Checking:** Students get instantaneous syntax-related feedback. Due to this, the TAs almost never have to deal with incorrect syntax in student submissions. (3) **Useful Feedback:** CPC produces helpful feedback on proof steps to help students correct any mistakes in their proof, *e.g.*, incorrect lemma instantiations, missing hints etc. We continuously improve the error messages and validation due to student feedback. (4) **ACL2s Integration:** This allows us to provide lemmas for certain assignments and allows students to test any lemmas and specifications they write using the *cgen* framework before actually investing any effort in formal proofs.

The use of CPC also improved the educational experience for students, as the immediate feedback CPC provides allows them to transition more quickly from basic proof questions to proof strategy considerations. For a small subset of students, who previously may not have realized they needed help, CPC helps them realize they need help without having to wait for a grading cycle to get that feedback.

Despite these advantages, we did get feedback that the online version of CPC was sometimes too slow (taking several minutes) when checking particularly long proofs. This can be attributed to the many validation queries required to check proofs and overloaded servers. Another request was to enable proof checking even when students were not online. Both of these requests are addressed by the Eclipse plug in.

7 Related Work

Calculational proofs were popularized by Dijkstra [29], Gasteren [69] and Gries [32] in the early 90s. This style of proof was not new at the time. Dijkstra credits Hoare [28] and Feijen [25] for introducing him to calculational proofs. Calculational proofs have since become popular among computer scientists for their readability and mathematical rigor. Lampert [47] advocated structured proofs using hierarchical numbering and proof constructs from TLA+. Robinson and Staples proposed window inference [64] as a more flexible alternative to calculational proofs, as it allows selection and transformation of subexpressions, while preserving equivalence. Grundy described window inference in terms of a sequent formulation of natural deduction and generalized it to allow for general transformational proofs [34]. Following this, Back, Grundy and Wright proposed structured calculational proofs [5, 35] as a way to incorporate the nested structure of natural deduction proofs [31, 63] into calculational proofs, thereby improving on both readability and browsability.

At the turn of the twenty first century, Manolios and Moore argued for mechanized checking of calculational proofs [50]. Noting that (1) Calculational proofs are amenable to mechanical verification [24] and (2) proofs often follow from a syntactic analysis of the formal statement of the demonstrandum [21], they challenged the calculational proof community to build a program to check proofs in a sound manner. Today, there exist several such programs. We will discuss them according to the following criteria :

Social aspects refer to the ease of understanding, communicating and teaching proofs. A calculational proof should neither be bloated with, nor be restricted by programming language specific syntax. It should focus solely on communicating the key ideas (of a proof) as clearly as possible. Dijkstra favored having clear and explicit justifications about the context which (1) conveys key proof ideas and (2) avoids repetition of subexpressions [26]. Separating context from proof helps in this regard, since context items can be listed explicitly and used in justifications. We show later in the paper, how context items help in coming up with generalized conjectures.

Formal aspects refer to the level of checking done by proof checkers. Typically, proof

checkers lie on a spectrum, ranging from no checking whatsoever, to full checking of the validity of proofs, usually with the help of an underlying theorem prover.

Utilitarian aspects refer to the utility of a proof checker as a proof assistant. We believe that a proof checker should not only be able to verify proofs, but also interactively help users with the construction of proofs.

The Mizar [65] (Multi-Sorted with Equality) system, developed in the early 90s by Andrzej Trybulec and his group in Bialystok, is an early effort to mechanize checking calculational proofs. The Mizar language is formal, yet highly readable due to its declarative nature and a rich syntax which allows for close resemblance of proofs to mathematical vernacular. However the system is not very interactive. It depends on light weight automated-reasoning and single rule application to justify proof steps. John Harrison added a “Mizar Mode” [37] on top of the HOL theorem prover providing a version of Mizar language which is more interactive as well as a corresponding proof checker which is more powerful. A similar approach was taken to implement Isar for Isabelle [73, 75] and Mizar Light for HOL Light [74] to produce more interactive and formal systems. Leino and Polikarpova [48] extended Dafny (a SMT solver based auto-active program verifier) with program-oriented calculations (poC) to write structured calculational proofs. Program derivation is a programming technique that derives programs from specifications by means of formula manipulation, which is essentially a calculational proof. Tesson et al. [68] developed a set of lightweight tactics to support program derivation in Coq. Vazou et al. [70] use Liquid Haskell, a program verifier for Haskell which uses refinement types, to calculate efficient programs. However, all of these systems lack in social aspects in the following ways (1) Context is not made explicit in the proof (2) Relations allowed between proof steps are limited (Mizar and the program derivation tools only support equalities while Mizar Mode for HOL, Isar and Dafny have a fixed set of transitive relations).

On the other side of the spectrum of formal aspects lies Mathedit [6], which allows writing structured calculational proofs, with the ability to expand and contract subderivations. However, derivation steps are checked only for syntactic and semantic requirements on the derivation, which is not a formal verification of the correctness of the proof itself.

There exist several notable tools that check proofs in a limited theory. Mendes and Ferreira [60] presented a proof of concept system that verifies hand-written (from a pen-based input device) calculational proofs in propositional logic, using Isabelle/HOL as the backend prover to check proof steps. Kahl [42] introduced the CalcCheck system to input, verify and grade calculational proofs from the book “A Logical Approach to Discrete Math” [33]. Carl et al. presented Diproche [9], an automated proof checker for proofs of elementary mathematical exercises written in a controlled fragment of German, the “Diproche language”. Barwise’s Hyperproof system [7] checked proofs combining graphical and sentential information using a fixed set of logical rules.

Apart from proof checking, there is a large body of work in proof visualization, including but not limited to Grundy’s ProofViews [36] package for browsing a proof interactively along its hierarchical structure, and the Omega system [66] to visualize proofs interactively using proof trees. However, we believe that proof visualizers have limited applicability above and beyond pedagogy, whereas our work is more applicable. To the best of our knowledge, CPC is the best calculational proof checker in every aspect we discussed.

We end with previous work related to ACL2s, which is an extension of ACL2. The ACL2s core libraries and installation instructions are part of the ACL2 distribution [11]. The Gitlab group [12] contains a collection of projects related to ACL2s, including the scripts project which includes scripts for standalone ACL2s implementations [59]. ACL2 and ACL2s have

been used in industry to formalize, analyze and reason about a variety of complex industrial systems [38]. ACL2s examples include: (1) the formalization and automated analysis of system requirements for safety-critical avionics systems, leading to the ASSERT tool that has been used on numerous industrial projects [61, 67], (2) the validation of conformance of hardware devices to standardized networking protocols using hardware-in-the-loop fuzzing, which introduced the idea of enumerative types with constraints, allowing us to solve data synthesis problems beyond the reach of state-of-the-art solvers such as Z3 [71], (3) the use of ACL2s to prove refinement for optimized reactive systems, hardware and low-level software [41, 40, 39, 52, 51], and (4) the development, formalization and partial analysis of complete, executable formal models for distributed gossip protocols, which were then used to find flaws in applications (*e.g.*, Ethereum) based on these protocols [46]. ACL2s supports the use of external solvers and includes a systems programming capability that allows us to use the core theorem prover as a key component in formal-methods-enabled projects relating to gamified verification, education, proof checking, interfacing with external theorem provers and security [72].

8 Conclusion and Future work

We presented a Dijkstra-inspired calculational proof format with an associated proof checker in ACL2s that has been used at Northeastern University to teach over a thousand freshman-level undergraduate students how to reason about computation. For future work, we plan to develop a “professional” version of the proof checker that is interactive, automatically generates proof obligations (*e.g.*, for inductive proofs), proves easy cases automatically, and intelligently generates aspects of proofs and hints. We believe that such functionality can be of immense use for proof engineers writing ACL2s proofs.

References

- 1 ACL2 books. https://www.cs.utexas.edu/users/moore/acl2/manuals/current/manual/index-seo.php/ACL2____BOOKS.
- 2 Calculational proof checker repository. <https://gitlab.com/acl2s/proof-checking/calculational-proof-checker>.
- 3 Proof builder commands documentation. https://www.cs.utexas.edu/users/moore/acl2/manuals/current/manual/index.html?topic=ACL2____PROOF-BUILDER-COMMANDS.
- 4 Xtext. Accessed on April 25th, 2022. URL: <https://www.eclipse.org/Xtext/>.
- 5 Ralph Back, Jim Grundy, and Joakim Von Wright. Structured calculational proof. *Formal Aspects of Computing*, 1997.
- 6 Ralph-Johan Back, Victor Bos, and Johannes Eriksson. Mathedit: Tool support for structured calculational proofs. Technical report, TUCS Technical report 854, Turku Centre for Computer Science, 2007.
- 7 Jon Barwise and John Etchemendy. Hyperproof: for macintosh. 1994.
- 8 Yves Bertot and Pierre Castéran. *Interactive Theorem Proving and Program Development - Coq'Art: The Calculus of Inductive Constructions*. Texts in Theoretical Computer Science. An EATCS Series. 2004.
- 9 Merlin Carl, Hinrich Lorenzen, and Michael Schmitz. Natural language proof checking in introduction to proof classes – first experiences with diproche. In *Theorem Proving Components for Educational Software*, 2022.
- 10 Harsh Chamarthi, Peter C. Dillinger, Panagiotis Manolios, and Daron Vroon. The "ACL2" sedan theorem proving system. In *Tools and Algorithms for the Construction and Analysis of Systems (TACAS)*, 2011.
- 11 Harsh Chamarthi, Panagiotis Manolios, Andrew Walter, and Daron Vroon. ACL2s Documentation. 2023. URL: https://www.cs.utexas.edu/users/moore/acl2/manuals/latest/index.html?topic=ACL2____ACL2-SEDAN.
- 12 Harsh Chamarthi, Panagiotis Manolios, Andrew Walter, and Daron Vroon. ACL2s Group Repositories. 2023. URL: <https://gitlab.com/acl2s/>.
- 13 Harsh Raju Chamarthi. *Interactive Non-theorem Disproving*. PhD thesis, College of Computer and Information Science, Northeastern University, 2016.
- 14 Harsh Raju Chamarthi. *Interactive Non-theorem Disproving*. PhD thesis, Northeastern University, 2016.
- 15 Harsh Raju Chamarthi, Peter C. Dillinger, Matt Kaufmann, and Panagiotis Manolios. Integrating testing and interactive theorem proving. In *International Workshop on the ACL2 Theorem Prover and its Applications*, 2011.
- 16 Harsh Raju Chamarthi, Peter C. Dillinger, and Panagiotis Manolios. Data definitions in the ACL2 sedan. In *Proceedings Twelfth International Workshop on the ACL2 Theorem Prover and its Applications*, 2014. doi:10.4204/EPTCS.152.3.
- 17 Harsh Raju Chamarthi and Panagiotis Manolios. Automated specification analysis using an interactive theorem prover. In *Formal Methods in Computer-Aided Design FMCAD*, 2011.
- 18 Edgar Graham Daylight. Dijkstra's rallying cry for generalization. <https://www.dijkstrascry.com>, 2011.
- 19 Edgar W. Dijkstra. Ewds. <https://www.cs.utexas.edu/users/EWD/>.
- 20 Edgar W. Dijkstra. Generalizing an old formula. <https://www.cs.utexas.edu/users/EWD/transcriptions/EWD08xx/EWD857.html>, 1983.
- 21 Edgar W. Dijkstra. The streamlining of the mathematical argument. <https://www.cs.utexas.edu/users/EWD/ewd09xx/EWD932a.PDF>, 1985.
- 22 Edgar W. Dijkstra. On the theorem of pythagoras. <https://www.cs.utexas.edu/users/EWD/transcriptions/EWD09xx/EWD975.html>, 1986.
- 23 Edgar W. Dijkstra. A first exploration of effective reasoning. <https://www.cs.utexas.edu/users/EWD/transcriptions/EWD12xx/EWD1239.html>, 1996.

- 24 Edgar W. Dijkstra. The mathematical divide. <https://www.cs.utexas.edu/users/EWD/transcriptions/EWD12xx/EWD1268.html>, 1997.
- 25 Edgar W. Dijkstra. Designing a calculational proof of cantor’s theorem. <https://www.cs.utexas.edu/users/EWD/ewd12xx/EWD1294a.PDF>, 2000.
- 26 Edgar W. Dijkstra. The notational conventions i adopted, and why. <https://www.cs.utexas.edu/users/EWD/transcriptions/EWD13xx/EWD1300.html>, 2000.
- 27 Edgar W. Dijkstra. Triggered by a high-school exercise. <https://www.cs.utexas.edu/users/EWD/transcriptions/EWD12xx/EWD1297.html>, 2000.
- 28 Edgar W. Dijkstra. Under the spell of leibniz’s dream. <https://www.cs.utexas.edu/users/EWD/transcriptions/EWD12xx/EWD1298.html>, 2000.
- 29 Edsger W Dijkstra and Carel S Scholten. *Predicate calculus and program semantics*. Springer-Verlag, 1990.
- 30 Peter C. Dillinger, Panagiotis Manolios, Daron Vroon, and J. Strother Moore. ACL2s: “the ACL2 sedan”. *Electronic Notes in Theoretical Computer Science*, 2007. Workshop on User Interfaces for Theorem Provers (UITP 2006).
- 31 Gerhard Gentzen. Untersuchungen über das logische schließen. i. *Mathematische zeitschrift*, 35, 1935.
- 32 David Gries. Teaching calculation and discrimination: A more effective curriculum. *Communications of the ACM*, 1991.
- 33 David Gries and Fred B Schneider. *A logical approach to discrete math*. Springer Science & Business Media, 2013.
- 34 J. Grundy. Transformational hierarchical reasoning. *The Computer Journal*, 1996.
- 35 Jim Grundy et al. *A browsable format for proof presentation*. 1996.
- 36 Jim Grundy and Thomas Långbacka. Recording hol proofs in a structured browsable format. In *International Conference on Algebraic Methodology and Software Technology*, 1997.
- 37 John Harrison. A mizar mode for HOL. In *Theorem Proving in Higher Order Logics: TPHOLs*, 1996.
- 38 Warren A Hunt Jr, Matt Kaufmann, J Strother Moore, and Anna Slobodova. Industrial hardware and software verification with acl2. *Philosophical Transactions of the Royal Society A: Mathematical, Physical and Engineering Sciences*, 2017.
- 39 Mitesh Jain and Panagiotis Manolios. Proving skipping refinement with ACL2s. In *ACL2*, 2015.
- 40 Mitesh Jain and Panagiotis Manolios. Skipping refinement. In *Computer Aided Verification, CAV*, 2015.
- 41 Mitesh Jain and Panagiotis Manolios. Local and compositional reasoning for optimized reactive systems. In *Computer Aided Verification, CAV*, 2019.
- 42 Wolfram Kahl. Calccheck: a proof checker for teaching the "logical approach to discrete math". In *International Conference on Interactive Theorem Proving*, 2018.
- 43 Matt Kaufmann, Panagiotis Manolios, and J Strother Moore. *Computer-Aided Reasoning: An Approach*. Kluwer Academic Publishers, July 2000. doi:10.1007/978-1-4615-4449-4.
- 44 Matt Kaufmann, Panagiotis Manolios, and J Strother Moore. *Computer-Aided Reasoning: Case Studies*. Kluwer Academic Publishers, July 2000. doi:10.1007/978-1-4757-3188-0.
- 45 Matt Kaufmann and J Strother Moore. ACL2 homepage. 2023. URL: <https://www.cs.utexas.edu/users/moore/acl2/>.
- 46 Ankit Kumar, Max von Hippel, Pete Manolios, and Cristina Nita-Rotaru. Formal model-driven analysis of resilience of gossipsub to attacks from misbehaving peers. *arXiv preprint arXiv:2212.05197*, 2022.
- 47 Leslie Lamport. How to write a proof. *The American mathematical monthly*, 1995.
- 48 K Rustan M Leino and Nadia Polikarpova. Verified calculations. In *Working Conference on Verified Software: Theories, Tools, and Experiments*, 2013.
- 49 Panagiotis Manolios. Logic and computation class. <https://www.ccs.neu.edu/home/pete/courses/Logic-and-Computation/2022-Fall/>.

- 50 Panagiotis Manolios and J Strother Moore. On the desirability of mechanizing calculational proofs. *Information processing letters*, 2001.
- 51 Panagiotis Manolios and Sudarshan K. Srinivasan. A framework for verifying bit-level pipelined machines based on automated deduction and decision procedures. 2006.
- 52 Panagiotis Manolios and Sudarshan K Srinivasan. A refinement-based compositional reasoning framework for pipelined machine verification. *Very Large Scale Integration (VLSI) Systems, IEEE Transactions on*, 2008.
- 53 Panagiotis Manolios and Aaron Turon. All-termination (t). In *International Conference on Tools and Algorithms for the Construction and Analysis of Systems*, pages 398–412. Springer, 2009.
- 54 Panagiotis Manolios and Daron Vroon. Algorithms for ordinal arithmetic. In *19th International Conference on Automated Deduction CADE*, 2003.
- 55 Panagiotis Manolios and Daron Vroon. Integrating reasoning about ordinal arithmetic into ACL2. In *Formal Methods in Computer-Aided Design FMCAD*, LNCS. Springer-Verlag, November 2004.
- 56 Panagiotis Manolios and Daron Vroon. Ordinal Arithmetic: Algorithms and Mechanization. *Journal of Automated Reasoning*, 2005.
- 57 Panagiotis Manolios and Daron Vroon. Termination analysis with calling context graphs. In *Computer Aided Verification, CAV*, 2006.
- 58 Panagiotis Manolios and Daron Vroon. Interactive termination proofs using termination cores. In *International Conference on Interactive Theorem Proving*, pages 355–370. Springer, 2010.
- 59 Panagiotis Manolios and Andrew Walter. ACL2s Scripts. 2023. URL: <https://gitlab.com/acl2s/external-tool-support/scripts/>.
- 60 Alexandra Mendes and Joao F Ferreira. Towards verified handwritten calculational proofs. In *International Conference on Interactive Theorem Proving*, 2018.
- 61 Abha Moitra, Kit Siu, Andrew Crapo, Harsh Chamarthi, Michael Durling, Meng Li, Han Yu, Panagiotis Manolios, and Michael Meiners. Towards development of complete and conflict-free requirements. In *International Requirements Engineering Conference (RE)*, 2018.
- 62 Tobias Nipkow, Lawrence C. Paulson, and Markus Wenzel. *Isabelle/HOL - A Proof Assistant for Higher-Order Logic*. Lecture Notes in Computer Science. 2002.
- 63 Dag Prawitz and Natural Deduction. A proof-theoretical study. *Uppsala: Almqvist & Wiksell*, 1965.
- 64 Peter J Robinson and John Staples. Formalizing a hierarchical structure of practical mathematical reasoning. *Journal of Logic and Computation*, 1993.
- 65 Piotr Rudnicki. An overview of the mizar project. In *Proceedings of the 1992 Workshop on Types for Proofs and Programs*, 1992.
- 66 Jörg Siekmann, Stephan Hess, Christoph Benzmüller, Lassaad Cheikhrouhou, Armin Fiedler, Helmut Horacek, Michael Kohlhase, Karsten Konrad, Andreas Meier, Erica Melis, et al. L^Qui: Lovely Ω mega user interface. *Formal Aspects of Computing*, 1999.
- 67 Kit Siu, Abha Moitra, Michael Durling, Andy Crapo, Meng Li, Han Yu, Heber Herencia-Zapana, Mauricio Castillo-Effen, Shiraj Sen, Craig McMillan, and Panagiotis Manolios. Flight critical software and systems development using assertTM. In *Digital Avionics Systems Conference (DASC)*, 2017.
- 68 Julien Tesson, Hideki Hashimoto, Zhenjiang Hu, Frédéric Loulergue, and Masato Takeichi. Program calculation in coq. In *International Conference on Algebraic Methodology and Software Technology*, 2011.
- 69 Antonetta JM Van Gasteren. *On the shape of mathematical arguments*. Springer Science & Business Media, 1990.
- 70 Niki Vazou, Joachim Breitner, Rose Kunkel, David Van Horn, and Graham Hutton. Theorem proving for all: equational reasoning in liquid haskell (functional pearl). In *International Symposium on Haskell*, 2018.

- 71 Andrew T Walter, David Greve, and Panagiotis Manolios. Enumerative data types with constraints. In *Formal Methods in Computer-Aided Design FMCAD*, 2022.
- 72 Andrew T. Walter and Panagiotis Manolios. ACL2s systems programming. In *Proceedings of the Seventeenth International Workshop on the ACL2 Theorem Prover and its Applications*, EPTCS, 2022. doi:10.4204/EPTCS.359.12.
- 73 Makarius Wenzel. Isabelle/isar—a generic framework for human-readable proof documents. *From Insight to Proof—Festschrift in Honour of Andrzej Trybulec*, 2007.
- 74 Freek Wiedijk. Mizar light for hol light. In *Theorem Proving in Higher Order Logics: TPHOLs*, 2001.
- 75 Freek Wiedijk and Markus Wenzel. A comparison of the mathematical proof languages mizar and isar. *Journal of Automated Reasoning*, 2002.