
MULTIMODAL DOCUMENT ANALYTICS FOR BANKING PROCESS AUTOMATION

A PREPRINT

 **Christopher Gerling**

Chair of Information Systems
Humboldt University of Berlin
Berlin, Germany
gerlingc@hu-berlin.de

 **Stefan Lessmann**

Chair of Information Systems
Humboldt University of Berlin
Berlin, Germany

ABSTRACT

In response to growing FinTech competition and the need for improved operational efficiency, this research focuses on understanding the potential of advanced document analytics, particularly using multimodal models, in banking processes. We perform a comprehensive analysis of the diverse banking document landscape, highlighting the opportunities for efficiency gains through automation and advanced analytics techniques in the customer business. Building on the rapidly evolving field of natural language processing (NLP), we illustrate the potential of models such as LayoutXML, a cross-lingual, multimodal, pre-trained model, for analyzing diverse documents in the banking sector. This model performs a text token classification on German company register extracts with an overall F1 score performance of around 80%. Our empirical evidence confirms the critical role of layout information in improving model performance and further underscores the benefits of integrating image information. Interestingly, our study shows that over 75% F1 score can be achieved with only 30% of the training data, demonstrating the efficiency of LayoutXML. Through addressing state-of-the-art document analysis frameworks, our study aims to enhance process efficiency and demonstrate the real-world applicability and benefits of multimodal models within banking.

Keywords Document Analytics · Banking · Process Automation · Multimodal · LayoutXML

1 Introduction

The banking sector is an integral part of the global economy and plays a critical role in shaping financial growth and stability. In recent years, the banking industry is marked by the rise of competitive FinTech disruptors and the adoption of innovative technologies to drive operational efficiency. Optimizing the wide range of banking processes is indispensable in their digital transformation to maintain competitiveness.

Key to banking operations is the management of diverse documents within core processes, involving multiple types, structures, and languages. Here, advanced document analytics techniques promise to accelerate data extraction, reduce manual processing, and facilitate decision-making.

The rapid evolution of large foundational language models such as GPT-4 currently characterizes the field of Natural Language Processing (NLP). This dynamic field currently resembles a “race of models”, with new Deep Neural Network architectures for language processing being published frequently. Rather than getting caught up in a battle of benchmarks, this study shifts the focus to real-world applications, specifically the potential for efficiency increases. Some document analytics models have extended capabilities beyond text processing. These so-called multimodal models handle documents where both textual and visual information are crucial for understanding [1]. Examples are scanned invoices [2], money transfer orders forms [1, 3] or financial reports with tables and images [4, 5, 6].

The main objectives of this research are twofold: First, we investigate the diversity and characteristics of the banking document landscape and assess potential efficiency gains in the document-intensive customer business. Second, we

seek to establish a proof-of-concept for multimodal document analytics using LayoutXLM, a cross-lingual multimodal pre-trained model, to analyze textual and visual document information.

Our study contributes to the banking literature by exploring the complexity of the customer banking document landscape, highlighting potential efficiency increases through advanced document analytics. We seek to uncover factors that contribute to the performance of multimodal document analytics models and advocate for visual feature integration. In addition, we address key issues such as class imbalance and evaluate the practical feasibility of using LayoutXLM through a learning curve analysis. Finally, this study aims to raise awareness of state-of-the-art document analytics frameworks within banking, underscoring practical benefits for process efficiency.

2 Related Work

This section gives an outline of existing studies that are closely related to our work, shedding light on the current state of research in two interconnected areas: NLP applications in banking and the emergent field of multimodal document analytics. A list of related studies in both areas including relevant document types in banking operations is summarized in Table 1.

Table 1: Applications of NLP and Document Analytics in Banking

Study	Main Topic	Highlighted Documents
Natural Language Processing in Banking		
Li (2011)	Textual analysis techniques for corporate disclosures survey	financial statements, earnings releases, and conference call transcripts
Chaturvedi and Chopra (2014)	Sentiment analysis over banking services using online reviews	-
Kamaruddin et al. (2015)	Text mining framework for financial statement deviation detection	financial statements
Kumar and Ravi (2016)	Text mining applications in finance (e.g., FOREX rate prediction)	-
Aureli (2017)	Content analysis and text mining for companies' reputation restoration	social and environmental disclosures
Sumathi and Sheela (2017)	Opinion mining using sentiment analysis on social media texts	-
Pejic Bach et al. (2019)	Overview of text mining applications in the financial sector	financial statements and legal documents
Oral et al. (2019)	Extract transactions from banking documents using a BiLSTM network	banking orders
Lewis and Young (2019)	Highlight the importance of optimizing corporate reports analysis with NLP	balance sheet, income statement, statement of shareholders' equity, and statement of cash flows
Gupta et al. (2020)	Review of text mining applications in finance	transaction orders, annual reports, and financial statements
De Caigny et al. (2020)	Improving customer churn prediction models using electronic text messages between client and financial advisor	-
Baviskar et al. (2021)	Review of AI methods for automated processing of unstructured documents and mention of applications (also in banking)	invoices, passports, ID-cards, diverse application forms, and legal contracts
Sokolov et al. (2021)	Transformer-based ESG scoring using social media texts	-
Dong (2023)	Keyword extraction to construct an ESG scoring system	financial reports
Multimodal Document Analytics in Banking		
Engin et al. (2019)	Multimodal deep neural networks for Turkish banking document classification using both textual and visual features	unspecified banking order documents
Oral et al. (2020)	Information extraction from banking documents using deep learning algorithms and word positional features	money transfer orders
Oral and Eryigit (2022)	Impact of different fusion techniques on information extraction from unstructured documents	money transfer orders

2.1 NLP Applications in Banking

In recent years, there has been an increasing number of studies in the banking sector deploying NLP techniques. These studies, which often fall under “text mining”, analyze banking textual data and gain insights through classification, clustering, information extraction, or sentiment analysis [14]. Literature reviews [9, 18, 5, 14, 2] aggregate different applications of NLP in banking and present opportunities for leveraging unstructured textual data.

Doumpos et al. (2023) categorize AI banking research into a few core areas, including bank efficiency and risk management, as well as customer-related insights [19]. In the following paragraphs, we delve into these core areas to illustrate NLP applications in banking.

Bank Efficiency Several studies investigate the role of NLP to enhance bank efficiency, defined as achieving the best possible outputs with the least amount of inputs and costs [19]. Bank efficiency can be seen from two perspectives: *cost efficiency*, which seeks to minimize inputs, and *profit efficiency*, which aims to increase outputs [20].

The analysis of financial statements and corporate reports, e.g., through information extraction or named entity recognition (NER), is a major field where NLP demonstrates efficiency increases. Studies such as Li (2011) and Kamaruddin et al. (2015) propose the use of NLP to analyze financial statements, helping to optimize processes and reduce costs. Lewis and Young (2019) underscore NLP’s potential to handle massive amounts of data in corporate reporting, uncovering latent attributes and tackling information overload, thus optimizing efficiency. These textual-driven approaches can be applied not only to financial statements and corporate reports but also to various other document types, as discussed in more detail in the section 2.2.

Customer service also gains from NLP-enhanced cost efficiency: Context-aware chatbots and conversational AI provide permanent customer service, handle complex transactions, and adapt to changing customer needs, thereby optimizing process efficiency and improving customer experience [21, 22, 23].

On the profit side, NLP enhances revenue streams, particularly in the area of personalized marketing. Textual data contains insights that can streamline marketing initiatives and personalized product recommendations [5, 24]. For instance, Schmitz et al. (2023) support stock trading decisions for profit increase using textual data from corporate disclosures. Furthermore, social media text analyses can provide more personalized services [26, 27]. This is further extended by techniques like Company2Vec for identifying peer companies for customer acquisition [28]. These NLP systems contribute to offering tailored banking services, leading to business and revenue growth.

Risk Management Effective risk management is a cornerstone in banking. It requires a complex understanding and accurate quantification of operational, market, and credit risk [19]. Many studies leverage NLP techniques to improve risk identification and assessment, using various textual sources such as trade orders, annual reports, and financial statements [14].

For risk assessment and default prediction, text analytics provides innovative methods to improve predictive accuracy. Stevenson et al. (2021) develop a combined small business default prediction model using textual and traditional features, highlighting the use of BERT, a transformer-based model known for its success in a variety of NLP tasks, for their textual analysis. Similarly, Jiang et al. (2018) and Mai et al. (2019) improve loan default and bankruptcy prediction by including textual information from descriptive texts or company disclosures. Additionally, Netzer et al. (2019) find empirical evidence that borrowers likely to default use specific wording in their loan application. Including these textual features in a combined model increases default prediction performance.

NLP seems also promising in the area of transaction fraud detection [33]. Kotios et al. (2022) demonstrate text-based fraud detection, by identifying fraudulent activities in transactions. In this context, Fernández Rodríguez et al. (2022) develop a transformer-based model, which outperforms traditional methods in several fraud scenarios. Furthermore, Craja et al. (2020) propose a hierarchical attention network that combines information from financial ratios and managerial comments within corporate annual reports to detect statement fraud.

Financial forecasting is another dimension where NLP is increasingly gaining ground, enhancing the understanding of market risk and volatile underlyings [9]. Xing et al. (2018) review the emerging field of NLP-based financial forecasting, emphasizing the growing ability of NLP to improve financial market predictions. There are advances like Stock2Vec [37], a two-stream deep learning model for short-term stock forecasting using newspaper articles in combination with historical stock prices. Similarly, Li et al. (2021) employs an LSTM-based model for stock prediction using online news and fundamental data.

Customer-related Studies This category includes studies aimed at understanding customer behavior without immediate impact on cost reductions or revenue increases. These additional insights play a critical role in understanding competition, refining product quality, enhancing customer satisfaction, and thus aligning banking strategies.

In this area, the prevention of customer churn and the early identification of potential customer loss is of great interest. De Caigny et al. (2020) use text messages between financial advisors and clients to enrich customer churn prediction models, achieving the best performance using a combination of textual and structured features within convolutional neural networks. Such models can greatly support customer retention strategies.

Sentiment analysis and opinion mining also have a considerable impact on banking. Chaturvedi and Chopra (2014) use automated sentiment analysis to extract customer opinions from bank reviews and give insights into strengths and weaknesses of particular areas of a bank (e.g., customer service). Meanwhile, Sumathi and Sheela (2017) use social media text to create a sentiment index for decision support, highlighting the influence of public sentiment on banking strategies.

NLP also assesses companies’ environmental and social behavior (ESG) through textual analyses. For instance, Aureli (2017) applies content analyses to explore firms’ reputation restoration strategies after industrial disasters. Then, Dong (2023) uses keyword extraction from companies’ annual financial reports to construct an ESG scoring system. Extending this, Sokolov et al. (2021) use BERT to automate ESG scoring from unstructured social media contents, thereby improving ESG risk assessment and creating semi-autonomous ESG rating systems.

2.2 Multimodal Document Analytics in Banking

NLP research mentions the potential for analyzing banking documents, from traditional financial documents such as financial statements and earnings releases [13, 7] to more operationally focused documents like bank (transaction) orders [12, 14], ID cards, legal contracts [2] or social and environmental disclosures [10] (more examples in Table 1).

Previous research mainly considered documents as ordered collections of word tokens. However, recent literature perceives banking documents as multidimensional entities that encompass visual elements and layout details [17, 1, 3, 39]. This perspective acknowledges the variety of visually-rich, often multi-page, documents that are heavily used in the banking industry. New methods include positional information and incorporate image pixels from the document pages into the model (to be discussed in section 3). The benefit of analyzing visually-rich documents to improve business operations has been demonstrated in closely related industries like insurance, where damage claim processes can be optimized [40]. This example illustrates a transition towards a new era of multimodal document analysis, also highlighting the importance of leveraging diverse banking documents.

Research on Multimodal Models and Document Analytics in Banking In the field of multimodal models and document analytics for the banking sector, some pioneering studies have been conducted. Engin et al. (2019) explore a multimodal deep neural network for the classification of Turkish banking documents using both textual and visual features. They categorize document layout structures in free-form text, large tables, custom forms, and forms predefined by specific organizations [17]. In addition, Oral et al. (2020) demonstrate the power of deep learning algorithms and word position features in extracting information from banking documents, specifically money transfer orders. Oral and Eryiğit (2022) take a more technical approach by examining the impact of different fusion techniques on extracting information from unstructured documents, again focusing on money transfer orders.

However, research on multimodal document analytics in banking remains limited, often focusing on specific document types. This leaves a large number of potential applications unexplored. A wider range of document types and applications for multimodal document analytics in banking is yet missing. On a side note, even the most recent multimodal models such as GPT-4 remain unexplored for their potential in banking document analytics.

Our study seeks to fill this gap by first reviewing the diverse types of banking documents. The goal is to build a bridge between methodological literature and practical banking applications, a connection that is currently underrepresented. In particular, we aim to assess the layout variability and automation potential of banking documents, aspects that are rarely addressed in previous works. Subsequently, we propose a robust multimodal document analysis method using LayoutXLM on German company register extracts. To the best of our knowledge, this is the first study that leverages a pre-trained multimodal model to conduct document analytics in the banking sector. This includes a detailed evaluation to address challenges such as class imbalance, learning curve analyses, and component-wise ablations. Through these efforts, our study aims not only to deepen the understanding of multimodal document analysis in banking but also to pave the way for future research in this promising field.

3 Methodology

The methodology section focuses on the technical fundamentals of this study. Following the literature review, which concentrated on application-oriented studies of NLP and multimodal document analytics in banking, we shift our attention to the model architecture and theoretical foundations. We first discuss the general principles of multimodal models before addressing specific applications in banking. The second half of the section focuses on multimodal document analytics and concludes with an in-depth exploration of the LayoutXLM model.

Unimodal models like the Transformer BERT [41], have made significant strides in text analysis. However, their focus on one single data type can miss relevant information in industries with diverse data sources like banking [42].

To bridge this gap, there is a growing body of research on multimodal models that integrate different data types to understand complex data. Early, intermediate, and late fusion, describe the integration point within the model and have an impact on the overall performance [43, 42]. Multimodal models tend to deliver superior accuracy over unimodal predecessors [44].

Multimodal approaches already demonstrate promising results in banking. For instance, Lee and Yoo (2019) find that merging different stock market data sources, using early or intermediate fusion, improves the accuracy of stock market predictions, while Dang et al. (2018) also include textual data in their scope to effectively predict short-term stock trends. Wang et al. (2023) implement multimodal financial statement fraud detection with textual and financial data. Similarly, Stevenson et al. (2021) and Tavakoli et al. (2023) use multimodal models for credit risk prediction, demonstrating their practical application in supporting decisions within banking.

3.1 Multimodal Document Analytics

The evolution of document analytics has been significantly marked by the integration of multimodal data, extending the capabilities of traditional unimodal natural language understanding (NLU) models. The evolution of document analytics frameworks is depicted in Table 2.

Table 2: Methodological Overview of Document Analytics Frameworks

Study	Presented Model	Multimodal	Cross-lingual
Devlin et al. (2018)	mBERT		X
Conneau and Lample (2019)	XLM		X
Conneau et al. (2020)	XLM-RoBERTa		X
Xu et al. (2020)	LayoutLM	X	
Xu et al. (2021a)	LayoutLMv2	X	
Li et al. (2021)	SelfDoc	X	
Chi et al. (2021)	InfoXLM	X	X
Xu et al. (2021b)	LayoutXLM	X	X
Li et al. (2022)	MarkupLM	X	
Chen et al. (2022)	XDoc	X	
Huang et al. (2022)	LayoutLMv3	X	
Li et al. (2022)	DiT	X	(X)

Despite their proficiency in handling textual data, early NLU models such as mBERT [41], XLM [47], and XLM-RoBERTa [48] are bound by their unimodal structure, making them insufficient for handling multimodal data. The introduction of LayoutLM [49], which jointly analyzes text and layout, marks a shift towards multimodal document analysis. Building on this development, LayoutLMv2 [50] offers a refined approach and significantly boosts the capabilities of visually-rich document understanding (VrDU). In parallel, SelfDoc [51] employs a self-supervised pre-training framework, while MarkupLM [54] presents a pre-trained model to analyze text and markup information from websites. However, the scope of research on multimodal models is mostly limited to English, with some exceptions like the DiT model [57], which is also trained on Chinese documents.

To address a more global applicability, the cross-lingual pre-training model, InfoXLM [52], is introduced to fill this gap. This advancement becomes instrumental in the development of LayoutXLM [53], a multimodal cross-lingual document analytics foundation model that enables VrDU across 53 different languages.

3.2 LayoutXLM

LayoutXLM uniquely combines the benefits of multimodal learning and cross-lingual understanding. Its approach positions it as a leading model in this field, making it a cornerstone in our study [53].

3.2.1 Architecture

LayoutXLM adopts the transformer-based architecture of LayoutLMv2 [50], which takes inputs from three different modalities - text, layout, and images. These inputs are encoded using text embedding, layout embedding, and visual embedding layers.

Embeddings are essential to deep learning models as they transform data into structured representations that can express complex syntactic and semantic information. They provide a solution to high dimensionality and sparsity of

raw data by transforming it into low-dimensional dense vectors, which facilitates efficient computation and storage [58, 59].

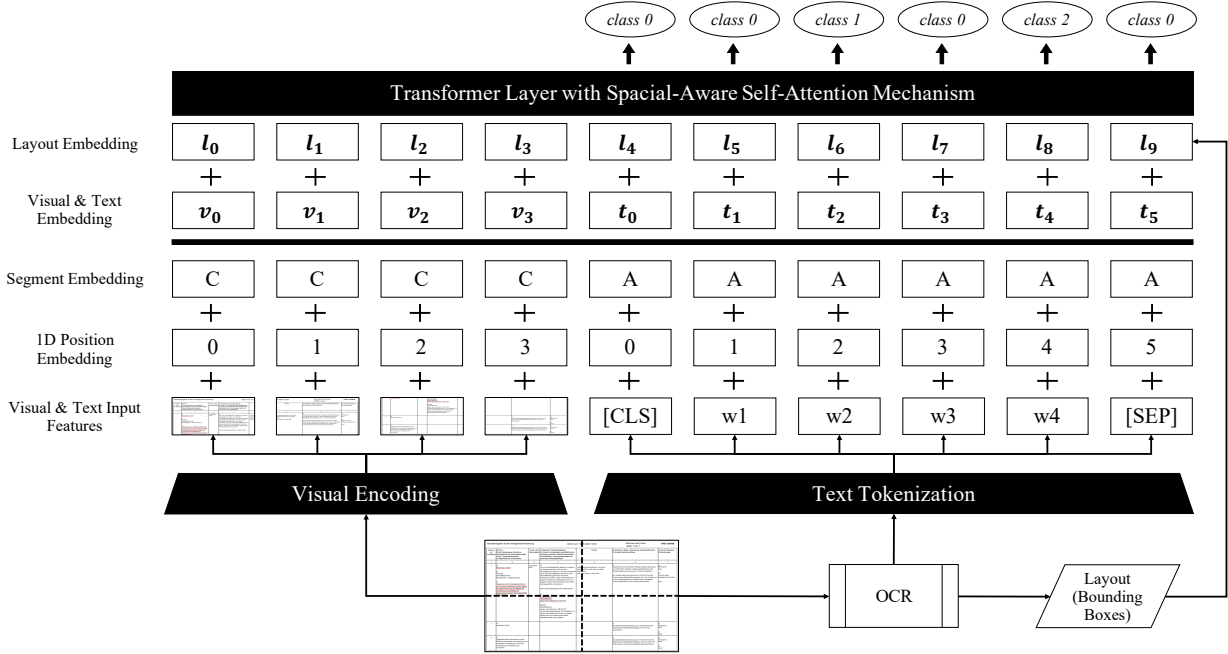


Figure 1: Architecture of LayoutXML in a Token Classification Setup.

Figure 1 depicts the overall architecture of LayoutXML [50, 53] in a token classification setup. The individual components are scrutinized in this section.

Text Embedding Essentially, each token’s text embedding is derived from its own identity (the token itself), its position in the sequence, and its source segment. To obtain the text embedding, the document’s text is first tokenized into a sequence. This sequence begins with a [CLS] token, ends with a [SEP] token for each text segment, and is padded with [PAD] tokens to reach the maximum sequence length (L). Now, the i -th ($0 \leq i \leq L$) text embedding is the sum of the following three components:

1. The token embedding $TokEmb(w_i)$, which represents the token itself.
2. The 1D positional embedding $PosEmb1D(i)$, which signifies the position of the token within the sequence.
3. The segment embedding $SegEmb(s_i)$, which indicates the segment of the text the token originates from.

Thus, the i -th text embedding is represented as:

$$t_i = TokEmb(w_i) + PosEmb1D(i) + SegEmb(s_i)$$

Visual Embedding In the visual embedding step, each page image I is resized to 224×224 and fed into a Convolutional Neural Network (CNN) to generate a fixed-length visual token embedding sequence. These embeddings are then unified in dimensionality using a linear projection $Proj(VisTokEmb(I)_i)$, ensuring consistency across different inputs. Since the CNN doesn’t capture positional information, a shared 1D positional embedding $PosEmb1D(i)$, similar to the one used in the text embedding, is added to each visual token to provide positional information. All visual tokens are grouped into the visual segment C . The final i -th visual embedding is expressed as:

$$v_i = Proj(VisTokEmb(I)_i) + PosEmb1D(i) + SegEmb(C)$$

where $0 \leq i < WH$. The dimensions W and H represent the size of the output feature map after processing the image through the CNN, giving us a total of WH visual tokens. This representation combines the visual features, positional information, and segment assignment for each visual token.

Layout Embedding The layout embedding encodes the spatial layout information derived from the OCR results, which includes data about the bounding box (width, height, and corner coordinates) of each token. These coordinates are normalized and discretized to integers in the range $[0, 1000]$.

For the i -th text or visual token (with $0 \leq i < WH + L$), denoted by its normalized bounding box $box_i = (x_{min}, x_{max}, y_{min}, y_{max}, width, height)$, the layout embedding layer combines these six bounding box features to construct a 2D positional (layout) embedding l_i , with

$$l_i = \text{Concat}(\text{PosEmb2D}_x(x_{min}, x_{max}, width), \text{PosEmb2D}_y(y_{min}, y_{max}, height))$$

The layout embedding hence encapsulates the spatial arrangement or layout information of the document. Special tokens such as [CLS], [SEP], and [PAD] are associated with an empty bounding box $(0, 0, 0, 0, 0, 0)$.

Multimodal Encoder with Spatial-Aware Self-Attention Mechanism The three embeddings - text, visual, and layout - are then combined using an early fusion approach, where the information from all modalities is merged right from the start [42, 43]. This combined multimodal input is fed into a transformer-based encoder, allowing the model to learn a joint representation where all modalities can influence each other during the encoding process. The visual embeddings v_0, \dots, v_{WH-1} and text embeddings t_0, \dots, t_{L-1} are concatenated into a unified sequence denoted by $X = v_0, \dots, v_{WH-1}, t_0, \dots, t_{L-1}$. Spatial information is integrated into this sequence by adding the layout embeddings to each corresponding element, yielding the i -th (with $0 \leq i < WH + L$) first-layer input $x_i^{(0)} = X_i + l_i$.

The core of the LayoutXLM encoder follows the transformer architecture, consisting of a stack of multi-head self-attention layers followed by a feed-forward network. However, unlike the original self-attention mechanism, LayoutXLM uses a spatially-aware self-attention mechanism to incorporate explicit relative position information to efficiently model local invariance in the document layout [50].

Through this unified approach of combining text, visual, and layout information, LayoutXLM efficiently captures the rich information present in document images, enabling powerful downstream applications such as document understanding and information extraction [53].

3.2.2 Pre-Training and Fine-Tuning

The pre-training objectives of LayoutXLM are adapted from the LayoutLMv2 framework, which has demonstrated efficacy in VrDU. LayoutXLM undergoes pretraining with three tasks, Multilingual Masked Visual-Language Modeling, Text-Image Alignment, and Text-Image Matching, which together strengthen the model’s understanding of language, visuals, and spatial relationships in documents [50, 53].

The pre-training tasks enable LayoutXLM to learn an understanding of documents at a semantic and visual level, as well as layout and spatial information. The extensive pre-training process allows LayoutXLM to use transfer learning, where the pre-trained model can be effectively tuned for specific tasks even with smaller labeled datasets. This adaptability makes LayoutXLM a versatile foundation model for document analytics that can be employed in a wide range of downstream tasks. Its value is particularly pronounced in the banking sector, where document analysis is a key success factor. Integrating LayoutXLM into the workflow of a bank can enhance its processes and drive efficiency and decision-making.

4 Documents in Banking

Beyond the technical aspects of foundational document analytics models, practical applications with high business value are crucial. Banking documents, distributed across multiple languages and layouts, align well with the multimodal, cross-lingual capabilities of LayoutXLM. To fully understand the potential of document analytics in banking, we now examine the complexity of its document landscape.

4.1 Structure of Commercial Banking Business

The general structure of the commercial banking business is illustrated in Figure 2. This diagram provides an overview of the key areas within a typical bank. Banking activities are first divided into the core business and other internal operations, which are not directly related to banking-specific departments (e.g., human resources).

Although internal operations and proprietary trading are integral components of banks’ activities, they are outside the scope of this study. The focus is on customer-centric core operations. While other internal operations within banks are indeed document-intensive, the specificity of focusing on customer-facing processes provides a deeper

understanding of the unique characteristics of the banking industry. This approach differentiates our study from more general document analytics research and allows us to directly impact process efficiency, risk management, and customer-related studies.

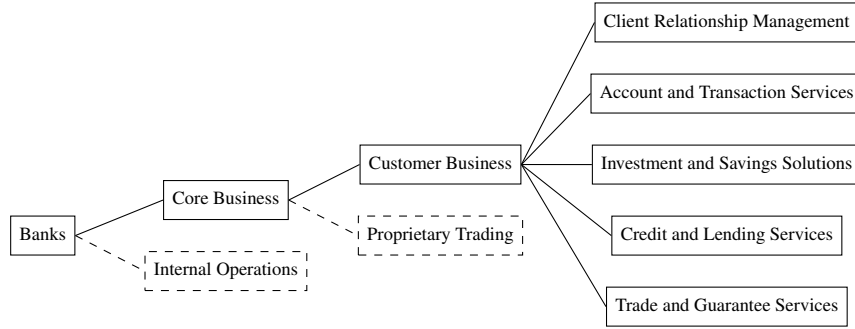


Figure 2: Overview of the Business Structure of a typical Commercial Bank.

This study explores the core business branch of the tree, specifically the customer business, which can be further subdivided into typical banking areas. The proposed classification for these areas in banking provides a framework for understanding the activities of a commercial bank. Casu et al. (2015) highlight typical components of the core customer business, including payment services, deposits, investments, lending services, e-banking, and additional financial services (e.g., insurance or trade finance). To account for contextual variations in banking activities and subprocesses, and to better align with our research focus, we propose a refined categorization:

1. **Client Relationship Management.** In this domain, the focus lies on managing the bank-customer relationship, including the know-your-customer process and general customer requests.
2. **Account and Transaction Services.** This segment includes the management of checking accounts and the facilitation of payment transactions.
3. **Investment and Savings Solutions.** Within this area, a diverse range of savings accounts and investment services are offered, including stock trading.
4. **Credit and Lending Services.** This category encapsulates all activities related to the provision of loans and other forms of credit business. For corporate clients, this also includes specialized financing solutions such as factoring and leasing.
5. **Trade and Guarantee Services.** This area covers additional or specialized financial services such as trade finance and guarantee business, which have unique document management requirements.

While some banks may offer additional financial and non-financial services (e.g., insurance), these services are not considered separately in this classification since they can either be embedded in one of the presented areas or fall outside the scope of core banking services.

Our contextual framework provides a clear perspective on the core business activities of commercial banks, particularly with regard to document analytics. Each area represents a distinct domain of document-intensive processes within core banking services. It facilitates a focused exploration of the role and potential of multimodal document analytics within these domains. Therefore, it serves as the guiding principle for our investigation.

4.2 Assessment and Categorization of Banking Documents

In order to effectively assess the characteristics of banking documents from the presented areas, we employ certain assessment and categorization criteria. The aim is to provide a comprehensive overview to enhance the understanding of each document type and its potential for process automation.

In the course of commercial core banking, each operation or process typically requires specific documents. We have undertaken a collection of various document types to cover a wide range of banking areas. For instance, the consumer loan approval process might entail documents such as income proofs and credit ratings. Given the variety of documents in each area of commercial banking, we conduct an evaluation for each document type. A systematic review of relevant literature, process documentation, practice guides, web resources, and consultations with banking domain experts provides a solid basis for this assessment. Each document type is evaluated against three key criteria:

- **Multimodality Assessment.** As proposed by Engin et al. (2019), different structures within documents range from free-formatted texts to highly standardized forms. In our assessment, we consider the presence of unstructured texts, tabular data or forms, and figures or images. The reason for this diversity consideration is its impact on our approach to document analytics. For example, documents that primarily consist of free text might only require the application of unimodal NLP models, and documents that are composed of images may be best served by traditional unimodal image classifiers. However, those with a mixture of text, forms, and images may require multimodal methods such as LayoutXLM.
- **Automation Potential.** Each document is analyzed based on its potential for automation, indicating the expected impact and ease of automating its processing. This assessment takes into account the current manual effort required to process each document and the possible benefits that could be derived from automation like information extraction. Starting document analytics with use cases that have a high automation potential can ensure efficient resource allocation and maximum return on investment.
- **Layout Variability.** This criterion indicates how much the appearance of a particular document type can vary. If a document type always follows a strict format and appearance, its layout variability is considered low, making it easier to process. Conversely, a document type that appears in multiple forms has a high layout variability, potentially making its processing more challenging. The assessment of layout variability is based on an examination of multiple examples of each document type.

Lastly, while the additional assessment of *data privacy* could have been a separate criterion, we observe that almost all banking documents contain sensitive information resulting in strict privacy and security measures. Therefore, we emphasize the importance of data privacy as a critical consideration across all document types. However, some types of documents, such as company register extracts, may be public and less sensitive.

These assessment criteria provide a framework for understanding the current landscape of banking documents and the opportunities they present for automation and decision support. This paves the way for the effective adoption of document analytics in commercial banking operations.

4.3 Results and Applications of Document Analytics in Banking

Table 3 provides an overview of various document-intense banking processes and the corresponding assessment of multimodality, automation potential, and layout variability. These processes are covered by the five customer-centric core-banking areas we previously defined in 4.1. It should be noted that this presentation, while comprehensive, might not be exhaustive. It rather showcases representative examples of common processes in banks.

Table 3: Assessment of Banking Documents

Area	Processes and Documents	Unstructured Texts	Multimodality Tabular Data/Forms	Figures or Images	Automation Potential	Layout Variability
Client Relationship Management	Onboarding Process					
	<i>Identification Documents</i>					
	ID Card / Passport		X	X	High	Low
	Proof of Address		X		High	Low
	Company Register Extract	X	X	(X)	High	Low
	Articles of Association	X			High	Medium
	Organizational Chart	X		X	High	High
	KYC Form		X		High	Low
	Customer Service					
	Textual Service Requests/Complaints	X			High	High
	Product Orders or Cancellation	X	(X)		High	High
Account and Transaction Services	Account Opening Process					
	Account Opening Contract	X	X		Medium	Medium
	Authorization Form		X		Medium	Medium
	Signature Specimen			X	Low	High
	Transaction Process					
	Standard Payment Form		X		High	Low
	Informal Payment Order	X			Low	High
	Account Closure Process					
	Account Closure Form		X		Medium	Low
	Certificates of Inheritance	X	X		Medium	High
	Switch Bank Orders	X	X		High	Medium
	Others					
	Account Statement		X		High	Medium
	Balance Confirmation		X		High	Medium
	Garnishment Order	X	X		High	Medium
	Invoices		X		High	High
Investment and Savings Solutions	Standard Savings Process					
	Savings Certificates / Passbook		X		Medium	Medium
	Deposit Slip		X		Medium	Medium
	Investment Process					
	Investment Application Form		X		Medium	High
	Investment Advice Record	X	X		Medium	High
	Transaction Receipt		X		Medium	Medium
	Securities Account Statements		X		High	Medium
	Effective Securities			X	Low	High
	Tax Documents					
	Exemption Form		X		High	Low

Table 3 (continued): Assessment of Banking Documents

Area	Processes and Documents	Unstructured Texts	Multimodality Tabular Data/Forms	Figures or Images	Automation Potential	Layout Variability
Credit and Lending Services	Loan Approval Process					
	Loan Application Form	(X)	X		High	Medium
	<i>Income Proof</i>					
	Salary Statement	(X)	X		High	Medium
	Pension Statement	X	X		High	Medium
	Financial Status Report	X	X		High	High
	Annual Company Reports	X	X	X	High	High
	<i>Credit Ratings</i>					
	Rating Form	X	X		Medium	Medium
	Third-Party Ratings	X	X		High	High
	Bank Reference	X	X		High	High
	<i>Loan Agreement</i>					
	Loan Agreement Contract	X	X		Medium	Medium
	Loan Securities Documents	X	X	X	High	High
	Loan Guarantee	X	X		Medium	High
	Land Register Extracts	X	X	(X)	High	Low
	<i>Loan Servicing</i>					
	Loan Repayment Schedule	X	X		High	High
Trade and Guarantee Services	Others					
	Factoring / Leasing Invoices	X	X		High	High
	Dunning Process Documents	X	X		Low	Medium
	Insolvency Documents	X	X		Low	High
	Trade Finance Application Process					
	Trade Finance Application Form	X	X		High	Low
	Trade Agreement	X			Medium	Medium
	Commercial Invoices	X	X		High	High
	Document Verification Process					
	Trading Documents	X	X		High	High
	Transportation Documents	X	X		Medium	High
	Insurance Documents	X	X		Medium	High
	Customs Documents	X			Medium	Medium
	Additional Certificates	X	X	(X)	Medium	High
	Guarantee Issuance Process					
	Guarantee Document	X	X		High	High
	Letter of Credits	X	X		High	High
	Export Guarantees	X	X		High	High
	Other Guarantees	X	X		Medium	High
	Rental Payment Guarantee	X	X		Medium	Medium
	Delivery Guarantee	X	X		Medium	Medium

Note: Documents can be used in multiple processes. For this study, each document is assigned to one primary process based on common usage.

One important insight that emerges from our study is the recognition of inherent multimodality in banking documents. Many banking documents do not only consist of plain text, but also include various types of visual content, such as images, graphs, tables, or even handwriting. This complexity necessitates the application of multimodal models like LayoutXLM to ensure a comprehensive understanding of the document’s content.

As an example, banking forms, such as loan applications or account opening forms, often contain both tabular data (sometimes to be completed by the customer) and unstructured text. Meanwhile, identification documents that are required for know-your-customer purposes, typically include personal information presented in (tabular) text format, alongside photographs, and signatures. In both cases, an unimodal approach that focuses solely on textual or visual data would be insufficient.

We identify three key use cases for application: information extraction, document page classification, and document splitting, each of which has the potential to improve the efficiency of banking operations.

Information Extraction An advanced use case is the automated extraction of structured information from unstructured documents, including elements such as entity names, numeric data, and checkbox selections. For instance, extracting customer details from ID documents or company information from company register extracts or annual company reports. Accurate extraction of this data enables banks to process applications or requests quickly and efficiently, reducing processing times and improving customer satisfaction. The complexity of information extraction is closely related to the layout variability of the document type. For example, highly standardized forms such as tax forms and identity documents are generally easier to parse and extract information.

Document Page Classification This involves categorizing document pages into predefined document types. This is especially important when banking processes require different documents, each of which must be processed differently. By automatically identifying and then processing each document type, banks can increase operational efficiency and ensure consistent and accurate document lifecycle management. This approach can be particularly beneficial for document-intensive processes such as opening an account. In this case, specific documents such as account opening forms, proofs of identity, and other supporting documents can be classified and automatically routed in order to streamline the process.

Document Splitting Document splitting refers to the process of breaking multi-page documents into smaller, more manageable segments or pages, each of which represents a distinct sub-document. These sections may correspond to predefined document types, or they may represent individual units of information within a document type. For example, a compilation of monthly salary proof documents can be divided not only based on their categorization as “salary proof”, but also according to the specific month to which they correspond. This process is, for instance, required when a batch of physical documents is scanned and all the pages are combined into one digital file. In this context, document splitting helps to separate and organize the collected information into individual units, making it easier to handle and process.

These use cases demonstrate how document analytics can serve as a powerful tool in the banking sector. It can automate manual processes, increase accuracy, and accelerate decision-making, contributing to increased customer satisfaction and competitive advantage. Other potential applications could include document representation, visual question answering, and more, expanding the range of possibilities in this area.

5 Experimental Design

In this section, we explain our experimental framework. We start with the motivation for our chosen use case, which involves the extraction of information from German company register extracts. These documents present textual data within a tabular structure, often incorporating historical information indicated by red text or underlining. Hence, the chosen document type might benefit from a model that interprets not only textual data but also visual cues. The use of German data introduces an added level of complexity, as it requires a model with foreign language capabilities, reflecting the common needs in global banking processes.

One particular challenge associated with Optical Character Recognition (OCR) on tabular data is its row-by-row reading pattern. Although the semantic token structure might be column-based in tabular data, tokens are read sequentially across the rows, which could potentially misalign the semantic interpretation when processing scans because the reading direction crosses the table columns.

The aim is to classify each word token into one of the following classes: company name, legal form, headquarters, capital number, capital currency, director (geschäftsfuehrer), authorized officer (prokurist), limited partner (komman-

ditist), and shareholder (gesellschafter). Tokens that do not fit into any of these categories are referred to as “other”, resulting in a total of 10 classes. A noteworthy aspect of this token classification task is the significant class imbalance, with about 95% of tokens falling into the “other” category. This presents a further challenge for the model’s learning and performance optimization.

Handelsregister B des Amtsgerichts Hamburg

Abruf vom 13.05.2023 12:24

Nummer der Firma:
Seite 1 von 1

HRB 123456

Nummer der Eintragung	a) Firma b) Sitz, Niederlassung, inländische Geschäftsanschrift, empfangsberechtigte Person, Zweigniederlassungen c) Gegenstand des Unternehmens	Grund- oder Stammkapital	a) Allgemeine Vertretungsregelung b) Vorstand, Leitungsorgan, geschäftsführende Direktoren, persönlich haftende Gesellschafter, Geschäftsführer, Vertretungsberechtigte und besondere Vertretungsbefugnis	Prokura	a) Rechtsform, Beginn, Satzung oder Gesellschaftsvertrag b) Sonstige Rechtsverhältnisse	a) Tag der Eintragung b) Bemerkungen
1	2 capital number capital currency headquarters Hamburg Geschäftsanschrift: Musterstraße 1, 20099 Hamburg c) Gegenstand sind Handelsgeschäfte aller Art, und zwar vornehmlich auf dem Gebiet der Gastronomie, wie zum Beispiel die Einrichtung und der Betrieb von Restaurants in eigenen oder angemieteten Räumlichkeiten.	101.000,00 EUR	a) Ist nur ein Geschäftsführer bestellt, so vertritt er die Gesellschaft allein. Sind mehrere Geschäftsführer bestellt, so wird die Gesellschaft durch zwei Geschäftsführer oder durch einen Geschäftsführer gemeinsam mit einem Prokuristen vertreten. Jeder Geschäftsführer ist befugt, im Namen der Gesellschaft mit sich im eigenen Namen oder als Vertreter eines Dritten Rechtsgeschäfte vorzunehmen. Alleinvertretungsbefugnis kann erteilt werden. b) Ausgeschlossen Geschäftsführer: Muster, Max, Hamburg, *07.03.1975 Bestellt Geschäftsführer: director Muster, Erka, München, *28.06.1971 einzelvertretungsberechtigt; mit der Befugnis, im Namen der Gesellschaft mit sich im eigenen Namen oder als Vertreter eines Dritten Rechtsgeschäfte abzuschließen.	Gesamtprokura gemeinsam mit einem Geschäftsführer oder einem anderen Prokuristen: Doe, Jane, Berlin, *18.08.1957 authorized_officer	a) Gesellschaft mit beschränkter Haftung legal form Gesellschaftsvertrag vom 08.04.2004 mehrfach, zuletzt gemäß Beschluss der Gesellschafterversammlung vom 17.06.2013 geändert. Die Gesellschafterversammlung vom 04.02.2015 hat die Änderung des Gesellschaftsvertrages in § 1 Abs. 2 (Sitz) und mit ihr die Sitzverlegung von Stade (bisher: Amtsgericht Tosted, t HRB 654321) nach Hamburg beschlossen.	a) 20.04.2015 Hinz b) Tag der ersten Eintragung: 25.09.2004 Fall 1
2	a) Musterfrau GmbH company_name				a) Die Gesellschafterversammlung vom 22.05.2015 hat die Änderung des Gesellschaftsvertrages in § 1 (Firma) beschlossen.	a) 09.06.2015 Hinz b) Fall 2
3	c) Gegenstand des Unternehmens ist die Eröffnung, der Erwerb, die Entwicklung und der Betrieb von Restaurants sowie die Vermietung und Verwaltung von Immobilien.				a) Die Gesellschafterversammlung vom 11.06.2015 hat eine Änderung des Gesellschaftsvertrages in § 2 und mit ihr die Änderung des Unternehmensgegenstandes beschlossen.	a) 18.06.2015 Kunz b) Fall 3

Figure 3: Company Register Extract with Labels from fine-tuned LayoutXLM Model.

To illustrate the typical structure of German company register extracts, an example is shown in Figure 3. The red underlinings mark historic information and the blue boxes indicate the token labels (only tokens that do not belong to the “other” class are visualized).

We proceed to describe our data collection and processing, detail the model selection, and outline the evaluation and benchmarking approaches.

Data Collection and Processing We collect public German company register extracts of over 500 companies across different industries, which generates a total data set of 2441 PDF pages. Additionally, we use company metadata XML files to derive the labeling information in a structured format. We then iterate over the OCR document tokens and perform a metadata-based token tagging process. This matching process is refined by analyzing the color of the text or its underlining and removing any entity labels from historical information (indicated by red highlighting). Finally, we exclude empty pages and retain only those pages containing at least three token labels with relevant company entity information, resulting in a dataset of 1503 pages.

Model Fine-Tuning and Benchmarking The pre-trained LayoutXLM token classification model implementation from Huggingface is chosen for this task. Additional training epochs fine-tune this model for the specific task of information extraction from company register extracts.

The evaluation relies on a hold-out validation set that comprises 30% of the data, or approximately 480 pages. This set is used in all ablation studies and comparisons, ensuring consistent and reliable comparisons. The performance of LayoutXLM is benchmarked against the BERT multilingual model, with the F1 score employed as the performance metric.

6 Empirical Results

In this section, we present the empirical findings from our study centered on information extraction from German company register extracts, demonstrating the application of the LayoutXLM model on a non-English document. We fine-tune for this specific task, analyze the performance, and address the token class imbalance. This section further discusses metrics such as precision, recall, F1 scores, and overall accuracy on the validation dataset, enabling a deeper understanding of potential banking applications.

Moreover, an ablation study measures the contribution of each component of the model (text, layout, and image data) to its overall performance and explores the effect of different training sample sizes.

As part of this analysis, the number of epochs required to fine-tune LayoutXLM is investigated. This is crucial to our understanding of the optimal balance between computational efficiency and performance outcome. By examining these empirical results, we aim to build a picture of how models like LayoutXLM can be used for document analysis tasks in banking.

6.1 Performance Analysis of the LayoutXLM Model

The examination of the LayoutXLM model’s performance on our token classification task forms the focus of this section. Due to the complexity of our task, zero-shot learning is not feasible, and fine-tuning the model is necessary. A full learning curve analysis for better understanding will be presented in the ablation studies (6.2). Table 4 shows the validation results obtained after fine-tuning a pre-trained LayoutXLM model for 10 epochs. This model achieved an overall accuracy of 0.9758 on the validation dataset. A closer analysis of these results reveals several findings.

Table 4: Token Classification Results on Validation Set

Category	Precision	Recall	F1 score	Support
authorized officer	0.6717	0.8840	0.7634	1000
capital currency	0.7935	0.8488	0.8202	86
capital number	0.7536	0.6265	0.6842	83
company name	0.8105	0.9245	0.8637	384
director	0.7314	0.6059	0.6628	373
headquarters	0.8246	0.8910	0.8565	211
legal form	0.9598	0.9728	0.9663	368
limited partner	0.6026	0.7344	0.6620	64
shareholder	0.7143	0.3704	0.4878	81
other	0.9906	0.9841	0.9873	44927
Macro Average	0.7852	0.7842	0.7754	47577
Weighted Average	0.9776	0.9758	0.9762	47577

First, despite the severe token class imbalance present in the dataset, the LayoutXLM model proves to be robust, as it demonstrates considerable learning capabilities across all classes. This becomes evident from the F1 scores achieved by each class, even those with a smaller number of examples (lower support). For instance, the class “limited partner” has a support of only 64 and achieves an F1 score of 0.6620, indicating reasonable performance despite being underrepresented.

Second, the trade-off between precision and recall is noticeable in our results. For some categories, such as “capital number”, the model favors precision (0.7536) over recall (0.6265). This means that while the model is cautious in its predictions for this class (leading to fewer false positives), it is missing a significant portion of true positives, leading to lower recall. On the other hand, for categories such as “authorized officer”, the model has a higher recall (0.8840) compared to its precision (0.6717), indicating that the model is able to identify a large portion of actual positives but at the cost of including some false positives. Depending on the specific use case requirements, one may need to adjust the model or the decision threshold to optimize for either precision or recall.

These results underline the versatility of the LayoutXLM model in handling various document classes, exhibiting robustness to class imbalance, while maintaining reasonable precision and recall trade-offs in a banking context. The model’s robustness, as demonstrated by the macro-average F1 score of 0.7754, indicates an overall balanced performance across all classes despite the large support of the “other” category. The choice of the macro-average F1 score, which calculates the average over all independent class scores, provides an assessment without favoring larger classes.

To provide a more concrete understanding of how the LayoutXLM model performs in practice, the presented company register extract in Figure 3 already includes a visualization of the output token labels that are being assigned by the model and can be mapped to the document.

6.2 Ablation Studies

The following ablation studies dissect the LayoutXLM model to better understand its behavior and performance. We evaluate the impact of its multimodal components and examine the effect of varying the size of the training data. Through this investigation, we aim to highlight effective ways to utilize the LayoutXLM model for its diverse applications in banking.

6.2.1 Assessing the Contributions of Text, Bounding Boxes, and Image Data

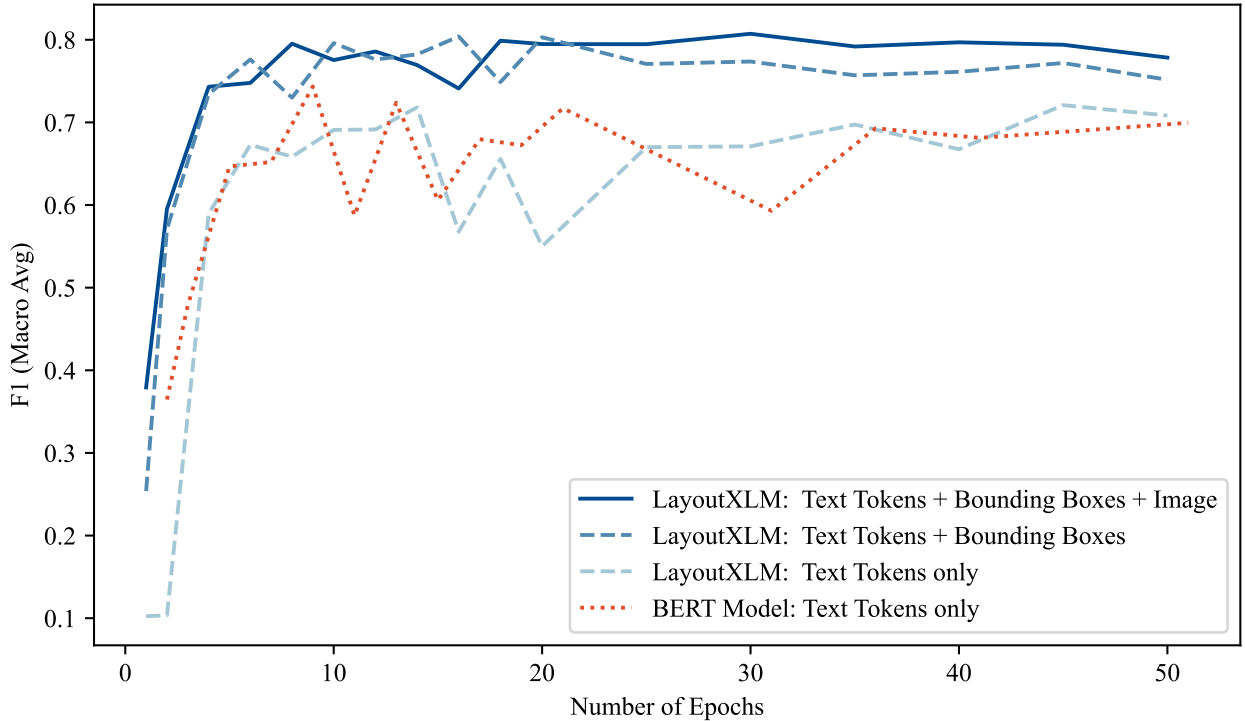


Figure 4: Average F1-Score Comparison - Importance of Components.

In the first part of the ablation studies, we analyze the contribution of different components - specifically, text, layout information in the form of bounding boxes, and image data - in driving the performance of the token classification model. This analysis is illustrated in Figure 4, which presents the learning curves initiated from the first epoch of fine-tuning on the company register extracts. To obfuscate layout and image information, we use empty bounding boxes (0, 0, 0, 0) and white pixels respectively. We also include a multilingual BERT model as a baseline comparison.

In German company register extracts, historical entries are typically highlighted with red or underlined text. Including image data thus allows the model to recognize these visually marked distinctions. The learning curves depict rapid performance increases until reaching a plateau and convergence after approximately 10 epochs. The text-only models have a slightly delayed convergence, which begins at about 25 epochs. The LayoutXLM model, which incorporates all three data types - text, layout, and image - shows the steepest learning curve and achieves the highest F1 scores of approx. 80% after convergence. When the model input is reduced by obfuscating the image data, the F1 score decreases. Eliminating the positional layout data causes an even steeper drop in performance and further delays the learning progress, underscoring the crucial role of these three data inputs.

A comparison of LayoutXLM with a multilingual BERT model supports our initial assumption. BERT, which relies solely on textual data, performs similarly to the text-only variant of LayoutXLM. This confirms the efficacy of multimodal models in document analytics, which combine text, layout, and image data to achieve superior performance.

An important takeaway from this study is the rapid performance improvement within the initial 5 epochs. This suggests a time-efficient fine-tuning of the model, which is beneficial for practical applications.

6.2.2 Impact of Training Data Size on LayoutXLM Performance

To evaluate the effect of training data size on LayoutXLM’s performance, we subsample our dataset into smaller subsets, as illustrated in Figure 5. We fine-tune each subset over 30 epochs, taking into account the learning curve analysis, which indicated post-convergence at this point.

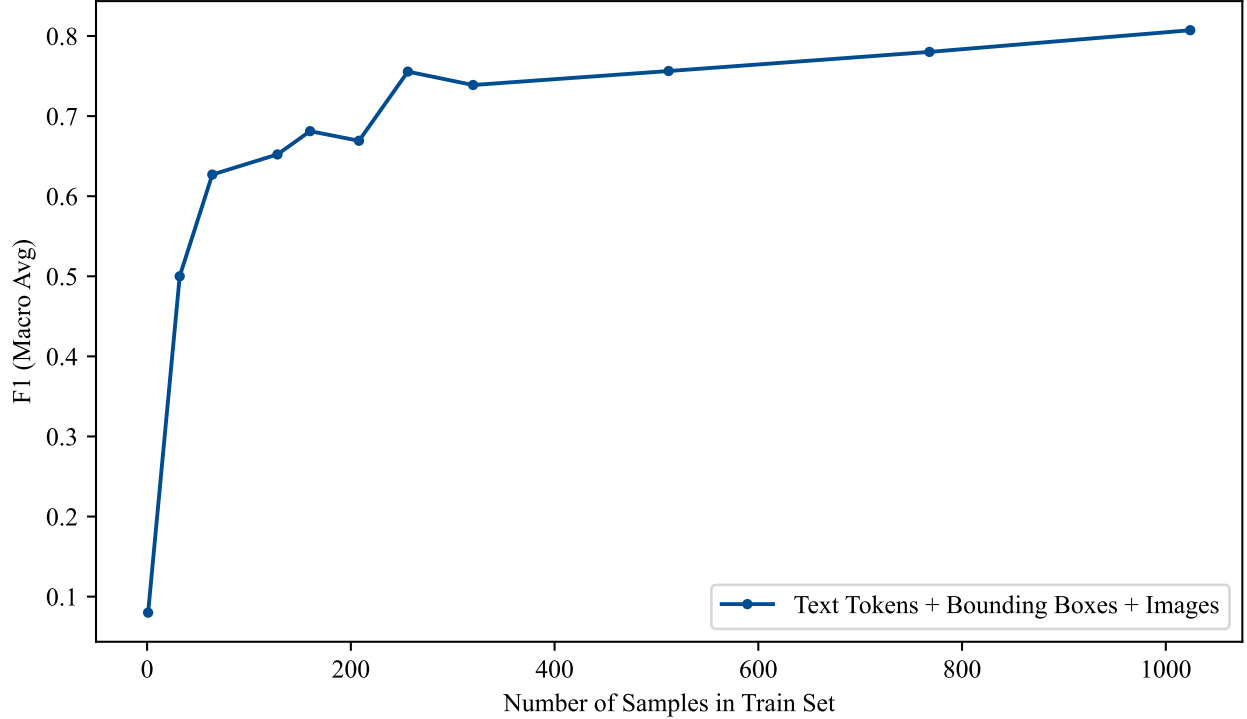


Figure 5: Impact of Training Size on Validation Performance (30 Epochs Fine-Tuning).

LayoutXLM exhibits considerable learning efficiency even with a minimal amount of labeled data. In particular, only 200-300 observations - a fraction of our full dataset - are sufficient for the model to effectively distinguish between the 10 token classes. This initial learning phase is characterized by a significant increase in the F1 score, which reaches over 70%. The performance gains slow down as the dataset size exceeds the 200-300 page mark and reaches a maximum of roughly 80% when using the full training set. This observation underscores LayoutXLM’s ability to use relatively small datasets for robust model training in practical settings.

The demonstrated efficiency of LayoutXLM in learning from limited labeled data has implications for organizations with limited resources for collecting and labeling data. It is possible to achieve respectable levels of performance with less data, although a larger dataset may still be beneficial for optimizing performance and capturing rare classes.

7 Conclusion and Discussion

This study analyzes the diverse banking document landscape, stressing the potential for efficiency gains through advanced document analytics. We illustrate the successful application of the multimodal, cross-lingual LayoutXLM model for information extraction from German company register extracts. With an overall token classification F1 score of approx. 80%, LayoutXLM proves effective in managing visually-rich banking documents. Our ablation studies confirm that the high performance is due to the model’s ability to extract relevant information from layout and visual information, which underscores the importance of taking a multimodal approach toward document analytics. LayoutXLM also shows robustness against token class imbalance and delivers good results with little training data, supporting its suitability for banking applications. Consequently, this study’s contribution is the presentation of the practical benefits of document analytics and providing empirical evidence for the effectiveness of multimodal models in banks.

The presented use case illustrates potential bank efficiency improvements: In the corporate client onboarding process, the automatic extraction of information from company register extracts streamlines workflows. The LayoutXLM

model can distinguish current data from outdated entries. The automatic recognition of entities like the current company directors or the legal form can accelerate decision-making. Moreover, numerous other banking documents also exhibit these visual and layout cues, suggesting that they can be analyzed in a similar way with LayoutXLM for tasks such as information extraction or document classification.

Implementing a state-of-the-art document analytics workflow has the potential to significantly optimize processes, reduce processing time and improve customer service. As a result, banks can gain a competitive advantage and drive digital transformation in a rapidly evolving financial landscape.

Although the results of our study are promising, it is not without limitations that point to future research directions. Key areas for further research include handling more complex and diverse document types, especially those with high layout variability. Future work could also address the potential superiority of multimodal large language models such as GPT-4, despite their current adoption challenges due to privacy concerns. A comparative study between GPT-4 and LayoutXLM would be an enlightening extension.

References

- [1] Berke Oral, Erdem Emekligil, Seçil Arslan, and Gülşen Eryiğit. Information extraction from text intensive and visually rich banking documents. *Information Processing & Management*, 57(6):102361, 2020. ISSN 0306-4573. doi: 10.1016/j.ipm.2020.102361.
- [2] Dipali Baviskar, Swati Ahirrao, Vidyasagar Potdar, and Ketan Kotecha. Efficient automated processing of the unstructured documents using artificial intelligence: A systematic literature review and future directions. *IEEE Access*, 9:72894–72936, 2021. doi: 10.1109/ACCESS.2021.3072900.
- [3] Berke Oral and Gülşen Eryiğit. Fusion of visual representations for multimodal information extraction from unstructured transactional documents. *Int. J. Doc. Anal. Recognit.*, 25(3):187–205, sep 2022. ISSN 1433-2833. doi: 10.1007/s10032-022-00399-3.
- [4] Siti Sakira Kamaruddin, Azuraliza Abu Bakar, Abdul Razak Hamdan, Fauzias Mat Nor, Mohd Zakree Ahmad Nazri, Zulaiha Ali Othman, and Ghassan Saleh Hussein. A text mining system for deviation detection in financial documents. *Intelligent Data Analysis*, 19(s1):19–44, 2015. doi: 10.3233/IDA-150768.
- [5] Mirjana Pejic Bach, Zivko Krstic, Sanja Seljan, and Lejla Turulja. Text mining for big data analysis in financial sector: A literature review. *Sustainability*, 11:1277, 02 2019. doi: 10.3390/su11051277.
- [6] Yulin Dong. Esg scoring system construction: Portfolio investment based on machine learning. *Advances in Economics, Management and Political Sciences*, 3:517–525, 03 2023. doi: 10.54254/2754-1169/3/2022829.
- [7] Feng Li. Textual analysis of corporate disclosures: A survey of the literature. *Journal of Accounting Literature*, 29:143–167, 02 2011.
- [8] Deepshikha Chaturvedi and Shalu Chopra. Customers sentiment on banks. *International Journal of Computer Applications*, 98:8–13, 07 2014. doi: 10.5120/17242-7578.
- [9] B. Shravan Kumar and Vadlamani Ravi. A survey of the applications of text mining in financial domain. *Knowledge-Based Systems*, 114:128–147, 2016. ISSN 0950-7051. doi: 10.1016/j.knsys.2016.10.003.
- [10] Selena Aureli. A comparison of content analysis usage and text mining in csr corporate disclosure. *The International Journal of Digital Accounting Research*, 17:1–32, 01 2017. doi: 10.4192/1577-8517-v17_1.
- [11] N. Sumathi and T. Sheela. Opinion mining analysis in banking system using rough feature selection technique from social media text. *International Journal of Mechanical Engineering and Technology*, 8:274–289, 12 2017.
- [12] Berke Oral, Erdem Emekligil, Seçil Arslan, and Gülşen Eryiğit. Extracting complex relations from banking documents. In *Proceedings of the Second Workshop on Economics and Natural Language Processing*, pages 1–9, Hong Kong, November 2019. Association for Computational Linguistics. doi: 10.18653/v1/D19-5101.
- [13] Craig M. Lewis and Steven Young. Fad or future? automated analysis of financial text and its implications for corporate reporting. *Accounting and Business Research*, 49:587 – 615, 2019. doi: 10.1080/00014788.2019.1611730.
- [14] Aaryan Gupta, Vinya Dengre, Hamza Kheruwala, and Manan Shah. Comprehensive review of text-mining applications in finance. *Journal of Financial Innovation*, 6, 11 2020. doi: 10.1186/s40854-020-00205-1.
- [15] Arno De Caigny, Kristof Coussement, Koen W. De Bock, and Stefan Lessmann. Incorporating textual information in customer churn prediction models based on a convolutional neural network. *International Journal of Forecasting*, 36(4):1563–1578, 2020. ISSN 0169-2070. doi: 10.1016/j.ijforecast.2019.03.029.

- [16] Alik Sokolov, Jonathan Mostovoy, Jack Ding, and Luis Seco. Building machine learning systems for automated esg scoring. *The Journal of Impact and ESG Investing*, 1:39–50, 02 2021. doi: 10.3905/jesg.2021.1.010.
- [17] Deniz Engin, Erdem Emekligil, Mehmet Yasin Akpınar, Berke Oral, and Seçil Arslan. Multimodal deep neural networks for banking document classification. 2019.
- [18] Ingrid Fisher, Margaret Garnsey, and Mark Hughes. Natural language processing in accounting, auditing and finance: A synthesis of the literature with a roadmap for future research. *Intelligent Systems in Accounting, Finance and Management*, 23:157–214, 07 2016. doi: 10.1002/isaf.1386.
- [19] Michalis Doumpos, Constantin Zopounidis, Dimitrios Gounopoulos, Emmanouil Platanakis, and Wenke Zhang. Operational research and artificial intelligence methods in banking. *European Journal of Operational Research*, 306(1):1–16, 2023. ISSN 0377-2217. doi: 10.1016/j.ejor.2022.04.027.
- [20] Patricia Langsch Tecles and Benjamin M. Tabak. Determinants of bank efficiency: The case of brazil. *European Journal of Operational Research*, 207(3):1587–1598, 2010. ISSN 0377-2217. doi: 10.1016/j.ejor.2010.06.007.
- [21] Sasha Fathima Suhel, Vinod Kumar Shukla, Sonali Vyas, and Ved Prakash Mishra. Conversation to automation in banking through chatbot using artificial machine intelligence language. In *2020 8th International Conference on Reliability, Infocom Technologies and Optimization (Trends and Future Directions) (ICRITO)*, pages 611–618, 2020. doi: 10.1109/ICRITO48877.2020.9197825.
- [22] Emmanuel Mogaji, Janarthanan Balakrishnan, Arinze Christian Nwoba, and Nguyen Phong Nguyen. Emerging-market consumers’ interactions with banking chatbots. *Telematics and Informatics*, 65:101711, 2021. ISSN 0736-5853. doi: 10.1016/j.tele.2021.101711.
- [23] Anine Holtmoen Petersson, Sanchit Pawar, and Asle Fagerstrøm. Investigating the factors of customer experiences using real-life text-based banking chatbot: a qualitative study in norway. *Procedia Computer Science*, 219: 697–704, 2023. ISSN 1877-0509. doi: 10.1016/j.procs.2023.01.341.
- [24] Chung-Chi Chen, Hen-Hsen Huang, and Hsin-Hsi Chen. Nlp in fintech applications: Past, present and future, 2020.
- [25] Hans Christian Schmitz, Bernhard Lutz, Dominik Wolff, and Dirk Neumann. When machines trade on corporate disclosures: Using text analytics for investment strategies. *Decision Support Systems*, 165:113892, 2023. ISSN 0167-9236. doi: <https://doi.org/10.1016/j.dss.2022.113892>.
- [26] Yunchuan Sun, Mengting Fang, and Xinyu Wang. A novel stock recommendation system using guba sentiment analysis. *Personal and Ubiquitous Computing*, 22, 06 2018. doi: 10.1007/s00779-018-1121-x.
- [27] Chung-Chi Chen, Hen-Hsen Huang, and Hsin-Hsi Chen. Next cashtag prediction on social trading platforms with auxiliary tasks. In *2019 IEEE/ACM International Conference on Advances in Social Networks Analysis and Mining (ASONAM)*, pages 525–527, 2019. doi: 10.1145/3341161.3342945.
- [28] Christopher Gerling. Company2Vec - German company embeddings based on corporate websites. *International Journal of Information Technology & Decision Making*, 2023. doi: 10.1142/S0219622023500694.
- [29] Matthew Stevenson, Christophe Mues, and Cristián Bravo. The value of text for small business default prediction: A deep learning approach. *European Journal of Operational Research*, 295(2):758–771, dec 2021. doi: 10.1016/j.ejor.2021.03.008.
- [30] Cuiqing Jiang, Zhao Wang, Ruiya Wang, and Yong Ding. Loan default prediction by combining soft information extracted from descriptive text in online peer-to-peer lending. *Annals of Operations Research*, 266(1):511–529, July 2018. doi: 10.1007/s10479-017-2668-z.
- [31] Feng Mai, Shaonan Tian, Chihoon Lee, and Ling Ma. Deep learning models for bankruptcy prediction using textual disclosures. *European Journal of Operational Research*, 274(2):743–758, 2019. ISSN 0377-2217. doi: 10.1016/j.ejor.2018.10.024.
- [32] Oded Netzer, Alain Lemaire, and Michal Herzenstein. When words sweat: Identifying signals for loan default in the text of loan applications. *Journal of Marketing Research*, 56(6):960–980, 2019. doi: 10.1177/0022243719852959.
- [33] Dimitrios Kotios, Georgios Makridis, Georgios Fatouros, and Dimosthenis Kyriazis. Deep learning enhancing banking services: a hybrid transaction classification and cash flow prediction approach. *Journal of Big Data*, 9 (1):100, 2022. doi: 10.1186/s40537-022-00651-x.
- [34] Javier Fernández Rodríguez, Michele Papale, Michele Carminati, and Stefano Zanero. A natural language processing approach for financial fraud detection. In C. Demetrescu and A. Mei, editors, *Proceedings of the Italian Conference on Cybersecurity ITASEC 2022*, volume 3260 of *CEUR Workshop Proceedings*, pages 135–149, Rome, Italy, 2022. CEUR-WS.org. URL <http://ceur-ws.org/Vol-3260/paper10.pdf>.

- [35] Patricia Craja, Alisa Kim, and Stefan Lessmann. Deep learning for detecting financial statement fraud. *Decision Support Systems*, 139:113421, 2020. ISSN 0167-9236. doi: 10.1016/j.dss.2020.113421.
- [36] Frank Z. Xing, Erik Cambria, and Roy E. Welsch. Natural language based financial forecasting: A survey. *Artif. Intell. Rev.*, 50(1):49–73, jun 2018. ISSN 0269-2821. doi: 10.1007/s10462-017-9588-9.
- [37] L. Minh Dang, Abolghasem Sadeghi-Niaraki, Huy Huynh, Kyungbok Min, and Hyeonjoon Moon. Deep learning approach for short-term stock trends prediction based on two-stream gated recurrent unit network. *IEEE Access*, PP:1–1, 09 2018. doi: 10.1109/ACCESS.2018.2868970.
- [38] Qing Li, Jinghua Tan, Jun Wang, and Hsinchun Chen. A multimodal event-driven lstm model for stock prediction using online news. *IEEE Transactions on Knowledge and Data Engineering*, 33(10):3323–3337, 2021. doi: 10.1109/TKDE.2020.2968894.
- [39] Mahsa Tavakoli, Rohitash Chandra, Fengrui Tian, and Cristián Bravo. Multi-modal deep learning for credit rating prediction using text and numerical data streams, 2023.
- [40] Sergej Levich, Bernhard Lutz, and Dirk Neumann. Utilizing the omnipresent: Incorporating digital documents into predictive process monitoring using deep neural networks. *Decision Support Systems*, page 114043, 2023. ISSN 0167-9236. doi: 10.1016/j.dss.2023.114043.
- [41] Jacob Devlin, Ming-Wei Chang, Kenton Lee, and Kristina Toutanova. BERT: pre-training of deep bidirectional transformers for language understanding. *CoRR*, abs/1810.04805, 2018.
- [42] Yu Zhu, Wenbin Chen, and Guodong Guo. Fusing multiple features for depth-based action recognition. *ACM Trans. Intell. Syst. Technol.*, 6(2), mar 2015. ISSN 2157-6904. doi: 10.1145/2629483.
- [43] Said Boulahia, Abdenour Amamra, Mohamed Madi, and Said Daikh. Early, intermediate and late fusion strategies for robust deep learning-based multimodal action recognition. *Machine Vision and Applications*, 32, 11 2021. doi: 10.1007/s00138-021-01249-8.
- [44] Soujanya Poria, Erik Cambria, Rajiv Bajpai, and Amir Hussain. A review of affective computing: From unimodal analysis to multimodal fusion. *Information Fusion*, 37:98–125, 2017. ISSN 1566-2535. doi: 10.1016/j.inffus.2017.02.003.
- [45] Sang Il Lee and Seong Joon Yoo. Multimodal deep learning for finance: Integrating and forecasting international stock markets, 2019.
- [46] Gang Wang, Jingling Ma, and Gang Chen. Attentive statement fraud detection: Distinguishing multimodal financial data with fine-grained attention. *Decision Support Systems*, 167:113913, 2023. ISSN 0167-9236. doi: <https://doi.org/10.1016/j.dss.2022.113913>.
- [47] Alexis Conneau and Guillaume Lample. Cross-lingual language model pretraining. In H. Wallach, H. Larochelle, A. Beygelzimer, F. d'Alché-Buc, E. Fox, and R. Garnett, editors, *Advances in Neural Information Processing Systems*, volume 32, pages 7059–7069. Curran Associates, Inc., 2019. URL https://proceedings.neurips.cc/paper_files/paper/2019/file/c04c19c2c2474dbf5f7ac4372c5b9af1-Paper.pdf.
- [48] Alexis Conneau, Kartikay Khandelwal, Naman Goyal, Vishrav Chaudhary, Guillaume Wenzek, Francisco Guzmán, Edouard Grave, Myle Ott, Luke Zettlemoyer, and Veselin Stoyanov. Unsupervised cross-lingual representation learning at scale. In *Proceedings of the 58th Annual Meeting of the Association for Computational Linguistics*, pages 8440–8451, Online, July 2020. Association for Computational Linguistics. doi: 10.18653/v1/2020.acl-main.747.
- [49] Yiheng Xu, Minghao Li, Lei Cui, Shaohan Huang, Furu Wei, and Ming Zhou. LayoutLM: Pre-training of text and layout for document image understanding. In *Proceedings of the 26th ACM SIGKDD International Conference on Knowledge Discovery and Data Mining*. ACM, aug 2020. doi: 10.1145/3394486.3403172.
- [50] Yang Xu, Yiheng Xu, Tengchao Lv, Lei Cui, Furu Wei, Guoxin Wang, Yijuan Lu, Dinei Florencio, Cha Zhang, Wanxiang Che, Min Zhang, and Lidong Zhou. LayoutLMv2: Multi-modal pre-training for visually-rich document understanding. In *Proceedings of the 59th Annual Meeting of the Association for Computational Linguistics and the 11th International Joint Conference on Natural Language Processing (Volume 1: Long Papers)*, pages 2579–2591, Online, August 2021. Association for Computational Linguistics. doi: 10.18653/v1/2021.acl-long.201.
- [51] Peizhao Li, Jiuxiang Gu, Jason Kuen, Vlad I. Morariu, Handong Zhao, Rajiv Jain, Varun Manjunatha, and Hongfu Liu. Selfdoc: Self-supervised document representation learning. In *2021 IEEE/CVF Conference on Computer Vision and Pattern Recognition (CVPR)*, pages 5648–5656, 2021. doi: 10.1109/CVPR46437.2021.00560.

- [52] Zewen Chi, Li Dong, Furu Wei, Nan Yang, Saksham Singhal, Wenhui Wang, Xia Song, Xian-Ling Mao, Heyan Huang, and Ming Zhou. InfoXLM: An information-theoretic framework for cross-lingual language model pre-training. In *Proceedings of the 2021 Conference of the North American Chapter of the Association for Computational Linguistics: Human Language Technologies*, pages 3576–3588, Online, June 2021. Association for Computational Linguistics. doi: 10.18653/v1/2021.naacl-main.280.
- [53] Yiheng Xu, Tengchao Lv, Lei Cui, Guoxin Wang, Yijuan Lu, Dinei Florencio, Cha Zhang, and Furu Wei. Layoutlm: Multimodal pre-training for multilingual visually-rich document understanding, 2021.
- [54] Junlong Li, Yiheng Xu, Lei Cui, and Furu Wei. MarkupLM: Pre-training of text and markup language for visually rich document understanding. In *Proceedings of the 60th Annual Meeting of the Association for Computational Linguistics (Volume 1: Long Papers)*, pages 6078–6087, Dublin, Ireland, May 2022. Association for Computational Linguistics. doi: 10.18653/v1/2022.acl-long.420.
- [55] Jingye Chen, Tengchao Lv, Lei Cui, Cha Zhang, and Furu Wei. XDoc: Unified pre-training for cross-format document understanding. In *Findings of the Association for Computational Linguistics: EMNLP 2022*, pages 1006–1016, Abu Dhabi, United Arab Emirates, December 2022. Association for Computational Linguistics. URL <https://aclanthology.org/2022.findings-emnlp.71>.
- [56] Yupan Huang, Tengchao Lv, Lei Cui, Yutong Lu, and Furu Wei. LayoutLMv3: Pre-training for document ai with unified text and image masking, 2022.
- [57] Junlong Li, Yiheng Xu, Tengchao Lv, Lei Cui, Cha Zhang, and Furu Wei. Dit: Self-supervised pre-training for document image transformer, 2022.
- [58] Tomas Mikolov, Kai Chen, Greg Corrado, and Jeffrey Dean. Efficient estimation of word representations in vector space, 2013.
- [59] Yi-Hung Liu, Yen-Liang Chen, and Po-Ya Chang. A deep multi-embedding model for mobile application recommendation. *Decision Support Systems*, page 114011, 2023. ISSN 0167-9236. doi: 10.1016/j.dss.2023.114011.
- [60] B. Casu, C. Girardone, and P. Molyneux. *Introduction to Banking*. Pearson, 2015. ISBN 9780273718130.