

JINA EMBEDDINGS: A Novel Set of High-Performance Sentence Embedding Models

Michael Günther and Louis Milliken and Jonathan Geuter
Georgios Mastrapas and Bo Wang and Han Xiao

Jina AI
Ohlauer Str. 43, 10999 Berlin, Germany
{michael.guenther,louis.milliken,jonathan.geuter,
georgios.mastrapas,bo.wang,han.xiao}@jina.ai

Abstract

JINA EMBEDDINGS constitutes a set of high-performance sentence embedding models adept at translating various textual inputs into numerical representations, thereby capturing the semantic essence of the text. While these models are not exclusively designed for text generation, they excel in applications such as dense retrieval and semantic textual similarity. This paper details the development of JINA EMBEDDINGS, starting with the creation of a high-quality pairwise and triplet dataset. It underlines the crucial role of data cleaning in dataset preparation, gives in-depth insights into the model training process, and concludes with a comprehensive performance evaluation using the Massive Textual Embedding Benchmark (MTEB).

1 Introduction

Sentence embedding models serve as an effective instrument for encoding semantic nuances of words, phrases, and larger textual units into a continuous vector space. They encapsulate inherent contextual complexities and interrelationships within the text, thereby facilitating numerous downstream tasks such as information retrieval, semantic similarity evaluations, and text classification.

Despite the potential of these models, lingering questions remain about the effectiveness of different data preprocessing strategies, the optimal loss function for training sentence embedding models, and the impact of increasing parameters on performance. This paper addresses these challenges and makes substantial contributions in the field of sentence embeddings.

We introduce a novel dataset developed specifically for training our sentence embedding models. Additionally, we present JINA EMBEDDINGS, a set of high-performance sentence embedding models trained on our dataset. The JINA EMBEDDINGS set comprises five distinct models, ranging in size

from 35 million to 6 billion parameters¹.

The models in the JINA EMBEDDINGS set employ contrastive fine-tuning on the T5 architecture [Raffel et al., 2020]. It’s important to note that we opted to use the T5 model as our base due to its pre-training on a mixed set of downstream tasks. We argue that incorporating this approach can potentially enhance our capacity for accurately gauging the efficacy of our training strategy.

Our large-scale contrastive fine-tuning approach surpasses zero-shot T5 and delivers a performance level on par with other leading T5-based sentence embedding models such as Sentence-T5 [Ni et al., 2022a] and GTR [Ni et al., 2022b]. Consequently, this paper marks significant strides in the realm of sentence embedding models, demonstrating that high-quality sentence embeddings can be achieved with a judicious use of resources and innovative training methodologies.

2 Dataset Preparation

In order to develop models that excel across a wide range of tasks, we collated a comprehensive set of both public and bespoke datasets. These datasets encompass various retrieval objectives, such as e-commerce search, duplicate detection, web retrieval, article retrieval for question-answering, and text classification. Consolidating these datasets into a unified format facilitates concurrent model training across all tasks.

Given the lack of non-relevance information in many of the datasets, we reformatted each training item into pairs, designated as $(q, p) \in D_{pairs}$. Each pair includes a query string q and an associated target string p . To leverage explicit non-relevance judgements, we created an auxiliary set of triplets $(q, p, n) \in D_{triplets}$, which pair a query string q with a match p (positive) and a non-matching string n (negative).

¹jina-small-v1, jina-base-v1, jina-large-v1 are available at <https://huggingface.co/jinaai>.

Our training process is a two-step approach. Initially, we train on pairs and subsequently fine-tune the model using the triplets, as detailed in Section 3.3.

2.1 Pairwise Data Preparation

The substantial size and inconsistent quality of numerous datasets necessitates a rigorous filtering pipeline. We apply the following sequence of steps for dataset refinement:

De-Duplication: Duplicated entries within training data can negatively impact language model performance [Hernandez et al., 2022], and potentially lead to overfitting. Consequently, we expunge duplicate entries from our dataset. Considering the dataset’s volume, we employ hash values to identify and eliminate duplicates. De-duplication is performed considering whitespace and capitalization. Pairs with identical elements, or those that are empty, are also removed.

Language Filtering: As our embedding models are designed for English, we utilized the `fasttext-language-identification` model² based on the `fasttext` text classification method [Joulin et al., 2017] to isolate and discard non-English training items from the dataset.

Consistency Filtering: Consistency filtering is predicated on the exclusion of pairs exhibiting low semantic similarity. Previous studies suggest that eliminating low-similarity pairs using an auxiliary, albeit less precise, model boosts performance [Dai et al., 2023, Wang et al., 2022]. We employ the `all-MiniLM-L6-v2` model³ for consistency filtering in this manner: We generate embeddings for 1M pairs $(q_i, p_i)_i$ randomly selected from the complete dataset. For every pair (q, p) in the dataset, we verify whether p is among the top two passages most similar to q based on the cosine similarity of their embeddings compared to all passages p_i , $i = 1, \dots, 1M$.

The application of these preprocessing steps resulted in a reduction of the dataset from over 1.5 billion mixed-quality pairs to 385 million high-quality pairs. This reduction permits us to train our model with significantly less data than typical embedding models, without sacrificing embedding quality.⁴

²`fasttext-language-identification` (<https://huggingface.co/facebook/fasttext-language-identification>)

³`all-MiniLM-L6-v2` model (<https://huggingface.co/sentence-transformers/all-MiniLM-L6-v2>)

⁴For instance, models like `all-MiniLM-L6-v2` and `all-mpnet-base-v2` are trained on nearly 1.2 billion pairs, whereas

2.2 Triplet Data Preparation

For the triplet dataset, we forego de-duplication and language filtering, as we assume the quality of these datasets already meets our requirements in these aspects. However, akin to consistency filtering, we validate the relevance of the “positive” with respect to the query for each triplet. Instead of contrasting the similarity $s(q, p)$ against a substantial sample set, we compare it solely with the similarity (q, n) of the same pair. This is accomplished using a cross-encoder model, which evaluates the pair directly without generating embedding representations. More specifically, we leverage the `ms-marco-MiniLM-L-6-v2` model⁵ to verify whether the difference in retrieval scores determined by the model exceeds a threshold $r(q, p) - r(q, n) > \kappa$, with threshold $\kappa = 0.2$, and eliminate all other pairs. This methodology draws inspiration from the de-noising strategy proposed in [Qu et al., 2021].

2.3 Negation Data Preparation

We observed many embedding models struggle to accurately embed negations. For instance, when embedding the three sentences: “A couple walks hand in hand down a street.”, “A couple is walking together.”, “A couple is not walking together.”, the first two should be embedded closely, while the second and third, contradictory in meaning, should be positioned further apart.⁶ However, for instance, the `all-MiniLM-L6-v2` model assigns a cosine similarity of 0.7 to the first two sentences, while attributing a similarity of 0.86 to the second and third.⁷

Thus, we decided to create our own negation dataset⁸. This dataset, based on positive pairs from the `SNLI dataset`, comprises triplets (anchor, entailment, negative) akin to the example given above, where (anchor, entailment) form a positive pair, and the “negative” contradicts both the “anchor” and

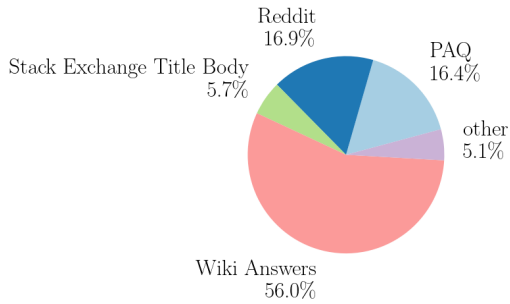
other T5-based models such as `sentence-t5-base` or `sentence-t5-large` are trained on 2.2 billion pairs.

⁵`ms-marco-MiniLM-L-6-v2` (<https://huggingface.co/cross-encoder/ms-marco-MiniLM-L-6-v2>)

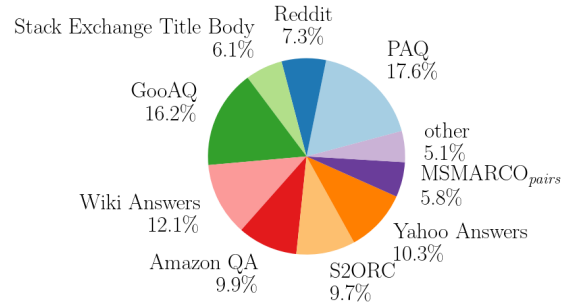
⁶Although it could be argued that for certain tasks, like document retrieval, it might still be desirable for contradicting texts to be embedded closely. Regardless, in this example, the first two sentences should be assigned a higher similarity.

⁷Interestingly, our large model does *correctly* assign a cosine similarity of 0.77 to the positive pair, and only a similarity of 0.62 to the negative pair, post fine-tuning on the negation dataset.

⁸The negation dataset is available at <https://huggingface.co/datasets/jinaai/negation-dataset>



(a) Original Distribution after Filtering



(b) Adjusted by Sampling Rates

Figure 1: The composition of 385 million pairwise data

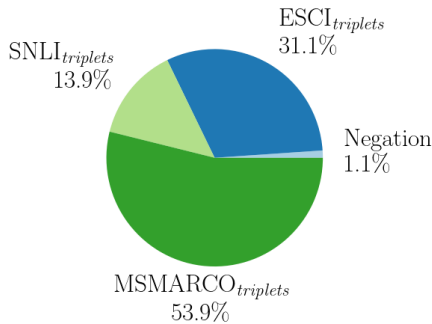


Figure 2: The composition of 927,000 triplets data

“entailment”, while remaining syntactically very similar to “entailment”. This dataset forms a subset of our aforementioned triplet dataset, with training details provided in Section 3.3.

Our model evaluation on the negation dataset, which includes a comparative analysis with other popular open-source models, is presented in Section 4.3.

2.4 Data Composition

Our dataset for text pairs, represented as $D_{pairs} = D_1 \sqcup \dots \sqcup D_n$, is aggregated from 32 individual datasets. This amasses to a total of 1.6 billion pairs before filtering, which is subsequently reduced to a robust 385 million pairs after rigorous filtering.

In comparison, our dataset for triplets initially comprises a total of 1.13 million entries before filtering. After the filtering process, we are left with a streamlined count of 927,000 triplets.

Post-filtering, the composition of our datasets is visually illustrated in Figure 1a for the text pairs, and in Figure 2 for the triplets. Together, these form the final dataset used in the training of the JINA EMBEDDINGS model.

3 Training

The training regimen is organized into two distinct phases. The first phase centers on training the model using a voluminous quantity of text pairs, facilitating the consolidation of the semantic meaning of an entire text phrase into a single representative embedding. The second phase engages the model with a relatively smaller set of triplets, comprising an anchor, match, and hard-negative, teaching it to differentiate between similar and dissimilar text phrases.

3.1 Training on Pairwise Data

Each model within the JINA EMBEDDINGS set is based on, and trained using, the zero-shot T5 models of corresponding size, as detailed in [Raffel et al., 2020]. The zero-shot T5 models are composed of encoder-decoder pairs. However, it has been demonstrated that calculating text embeddings is more efficient using solely the encoder component of the T5 models, as opposed to deploying both components [Ni et al., 2022a]. Consequently, the JINA EMBEDDINGS models utilize only the encoders of their respective T5 models.

During tokenization, both the T5 models and JINA EMBEDDINGS models employ SentencePiece [Kudo and Richardson, 2018] to segment input text and encode them into WordPiece tokens [Kudo, 2018]. Following the encoder model, a mean pooling layer is implemented to generate fixed-length representations from the token embeddings.

For the training process involving pairs, we employ InfoNCE [van den Oord et al., 2018], a contrastive loss function. This function calculates the loss for a pair $(q, p) \sim B$ within a batch $B \in D^k$ of text pairs, where the batch size is k , as follows:

$$\mathcal{L}_{\text{NCE}} = \mathbb{E}_{(q,p) \sim B} \left[-\log \frac{\exp(s(q,p)/\tau)}{\sum_{i=1}^k \exp(s(q,p_i)/\tau)} \right]$$

The loss is calculated by comparing the cosine similarity between a given question q and its target p , with the similarity to all other targets in the batch. We found that calculating the loss in both directions results in greater improvements during training. Accordingly, the loss is defined as follows:

$$\mathcal{L} := \mathcal{L}_{\text{NCE}} + \mathcal{L}_{\overline{\text{NCE}}}$$

$$\mathcal{L}_{\overline{\text{NCE}}} := \mathbb{E}_{(q,p) \sim B} \left[-\log \frac{\exp(s(p,q)/\tau)}{\sum_{i=1}^k \exp(s(p,q_i)/\tau)} \right]$$

Intuitively, $\mathcal{L}_{\overline{\text{NCE}}}$ matches the target string to all query strings instead. The constant τ denotes a temperature parameter which we set to $\tau = 0.05$. This method of calculating the loss is based on a similar method in [Neelakantan et al., 2022].

3.2 Data Sampling in Pairwise Training

Rather than sequentially training on individual datasets, we opted for a parallel approach, training on all datasets concurrently. We postulate that this parallel training promotes enhanced model generalization across diverse tasks. Despite this, each training batch is exclusively composed of data from a single dataset. This ensures that loss calculations, performed across the entire batch, do not conflate data from different tasks.

Our dataloader operates by initially selecting a dataset, followed by sampling the requisite number of data points from it to constitute a batch for the worker (refer to Section 4). Prior to training, the pairs within the datasets are thoroughly shuffled.

Sampling a dataset D_i follows a probability distribution ρ across all datasets D_i . The probability of sampling D_i , represented as $\rho(D_i) = \frac{|D_i|s_i}{\sum_{j=1}^n |D_j|s_j}$, is contingent upon the dataset’s size $|D_i|$ and a scaling factor s_i .

Given the disparity in dataset sizes, it is critical to frequently sample from larger datasets to circumvent overfitting on the smaller ones. Furthermore, we manipulate the sampling rates of datasets using scaling factors to prioritize training on high-quality datasets and achieve balance among text domains. In scenarios where datasets with higher sampling rates deplete their items before the completion of a training epoch, the dataset is reset, enabling the

model to cycle through its items anew. This ensures that high-rate datasets contribute multiple times within a single training epoch.

Figure 1b visualizes the proportion of each dataset based on their sampling rates. Following the creation of this adjusted distribution, the frequency of sampling from larger datasets significantly diminishes, resulting in only 180 million pairs being sampled during training.

3.3 Training on Triplet Data

Following the completion of pairwise training, the model progresses to the next phase which involves training on the triplet datasets. This phase differs significantly in its loss function utilization, leveraging negatives for improved model performance.

We experimented with various triplet loss functions and found that the optimal results are achieved through a combination of multiple commonly used triplet loss functions. Specifically, we utilize the extended version of the InfoNCE loss $\mathcal{L}_{\text{NCE}+}$, given by (2), which employs additional negatives [Reimers, 2023], the reverse InfoNCE loss $\mathcal{L}_{\overline{\text{NCE}}}$ from the initial training phase as given by (3), and the triplet margin loss function \mathcal{L}_3 as presented in (4) [Chechik et al., 2010].

The triplet function \mathcal{L}_3 determines the cosine similarity difference between the query and target $s(q,n)$, and the query and negative match $s(q,n)$. Furthermore, it establishes a minimal margin $\varepsilon = 0.05$ between these two values. If the negative is more similar to the query or the margin is violated, \mathcal{L}_3 returns a positive value. Otherwise, it yields 0, which is achieved through the application of the ReLU activation function. For the temperature parameter, we opted for a value of $\tau = 0.05$.

4 Evaluation

We incorporated callbacks in our training loop to track and document the training progression. The model undergoes evaluation against the MTEB benchmark every 10,000 batches, where the MTEB consists of the STS12, STS13, STS14, STS15, STS16, STS17, SciFact, TRECCOVID, and QuoraRetrieval tasks in English. Additionally, we generate a checkpoint every 20,000 batches that stores the states of the model and optimizer, along with the progress status of each data source.

For training, we deployed A100 GPUs and leveraged the DeepSpeed stage 2 distributed training strategy [Rajbhandari et al., 2020] for effective

$$\mathcal{L} := \mathcal{L}_{NCE+} + \mathcal{L}_{\overline{NCE}} + \mathcal{L}_3 \quad (1)$$

$$\mathcal{L}_{NCE+} := \mathbb{E}_{(q,p,n) \sim B} \left[-\log \frac{\exp(s(q,p)/\tau)}{\sum_{i=1}^k \exp(s(q,p_i)/\tau) + \exp(s(q,n_i)/\tau)} \right] \quad (2)$$

$$\mathcal{L}_{\overline{NCE}} := \mathbb{E}_{(q,p,n) \sim B} \left[-\log \frac{\exp(s(p,q)/\tau)}{\sum_{i=1}^k \exp(s(p,q_i)/\tau)} \right] \quad (3)$$

$$\mathcal{L}_3 := \mathbb{E}_{(q,p,n) \sim B} \left[\text{ReLU}(s(q,n) - s(q,p) + \varepsilon) \right] \quad (4)$$

Hyperparameters	Value
# of devices	8
Sequence length	512
Model precision	32 bit
Learning rate	0.00005
# of steps for learning rate warm-up	500
Batch size for <code>jina-small-v1</code>	4096
Batch size for <code>jina-base-v1</code>	2048
Batch size for <code>jina-large-v1</code>	1024

Table 1: Hyperparameters

multi-device management. Our models use the AdamW optimizer, coupled with a learning rate scheduler that adjusts the learning rate during the initial stages of training. The hyperparameters used across all three models throughout the training process are detailed in Table 1.

4.1 Performance Against State-of-the-Art Models

To gauge the performance of the JINA EMBEDDINGS set in relation to other similarly sized models, we selected representative models from four distinct size categories, as depicted in Table 2. Additionally, we included sentence-t5 and gtr-t5 xl and xxl models, which are based on T5 models with 3 billion and 11 billion parameters, respectively. This inclusion was to investigate the performance variation with models of such massive scales.

Table 6 presents the scores for sentence similarity tasks, wherein the models within the JINA EMBEDDINGS set outshine their similarly sized counterparts across numerous tasks. Notably, the `jina-large-v1` model consistently delivers comparable, if not superior, results to models in the billion-parameter scale. `jina-base-v1` and

`jina-small-v1` also exhibit competitive performances with models of analogous sizes, exceeding their peers on the BIOSSES task. This highlights the benefit of training across a more diverse set of domains.

`jina-base-v1` consistently demonstrates performances akin to or better than gtr-t5-base, which was trained specifically for retrieval tasks [Ni et al., 2022b]. However, it seldom matches the scores of sentence-t5-base, which was trained on sentence similarity tasks [Ni et al., 2022a].

The evaluation of model performances on retrieval tasks, presented in Table 8, reflects a similar relationship among gtr-t5, sentence-t5, and JINA EMBEDDINGS. Here, gtr-t5 models, which have been specially trained on retrieval tasks, consistently score the highest for their respective sizes. JINA EMBEDDINGS models follow closely behind, whereas sentence-t5 models trail significantly. The JINA EMBEDDINGS set’s capability to maintain competitive scores across these tasks underscores the advantage of multi-task training.

As illustrated in Table 7, `jina-large-v1` also achieves exceedingly high scores on reranking tasks, often outperforming larger models. Similarly, `jina-base-v1` surpasses gtr-t5-large and sentence-t5-large on several reranking tasks, which could once again be attributed to the specific training tasks of sentence-t5 and gtr-t5.

4.2 Impact of Filtering Steps

We evaluate the effectiveness of our dataset preprocessing pipeline by performing an ablation study. In this study, our smallest model is fine-tuned on the Reddit dataset, where various preprocessing steps are individually applied. The corresponding results are presented in Table 4.

The ablation study’s results underscore the value of both language and consistency filtering as cru-

Model	Parameters	Embedding Dimensions
sentence-t5-xxl	4.9b	768
gtr-t5-xxl	4.9b	768
gtr-t5-xl	1.2b	768
sentence-t5-xl	1.2b	768
<i>jina-large-v1</i>	330m	1024
gtr-t5-large	330m	768
sentence-t5-large	330m	768
all-mpnet-base-v2	110m	768
<i>jina-base-v1</i>	110m	768
gtr-t5-base	110m	768
sentence-t5-base	110m	768
<i>jina-small-v1</i>	35m	512
all-MiniLM-L6-v2	23m	384

Table 2: Model sizes and output dimensions

cial preprocessing steps. Their combined application results in the highest performance across the majority of benchmarks.

Specifically for the Reddit dataset, we observe a significant performance boost with the application of consistency filtering, while language filtering only marginally enhances the performance. This disparity can be accounted for by the fact that only 17.4% of the Reddit data is filtered through the language filter, whereas consistency filtering screens out a considerable 84.3%.⁹ Thus, while most Reddit samples are primarily in English, many consist of positive pairs with very low similarity, making consistency filtering more effective than language filtering.

The effectiveness of these preprocessing steps, however, does exhibit variability across different datasets.

4.3 Effectiveness of Negation Data

To determine the effectiveness of our models on negation data, we evaluate them against the test split of our negation dataset, comparing the results with other open source models. The evaluation metric employed is the percentage of samples where the model positions the *anchor* and *entailment* closer than the *anchor* and *negative*. The outcomes of these evaluations are displayed in Ta-

⁹It is pertinent to note that the subsets filtered out overlap, thus the combined application of language and consistency filtering filters out *only* 86.8% of the data.

Model	Reranking	Retrieval	STS
sentence-t5-xxl	56.42	42.24	82.63
gtr-t5-xxl	56.66	48.48	78.38
gtr-t5-xl	55.96	47.96	77.80
sentence-t5-xl	54.71	38.47	81.66
<i>jina-large-v1</i>	56.94	44.04	80.85
gtr-t5-large	55.36	47.42	78.19
sentence-t5-large	54.00	36.71	81.83
all-mpnet-base-v2	59.36	43.81	80.28
<i>jina-base-v1</i>	56.04	41.79	78.65
gtr-t5-base	54.23	44.67	77.07
sentence-t5-base	53.09	33.63	81.14
<i>jina-small-v1</i>	53.07	38.91	78.06
all-MiniLM-L6-v2	58.04	41.95	78.90

Table 3: Average Scores for Reranking, Retrieval and STS tasks

ble 5. We assessed our models both before and after fine-tuning on the triplet data, denoted as **<model size>**_{pairwise} and **<model size>**_{all}, respectively.

From the results, we observe that across all model sizes, fine-tuning on triplet data (which includes our negation training dataset) enhances performance. Although our models do not quite reach the performance level of other open source models of similar sizes, it’s important to note that the performance gap is not significantly wide. Interestingly, our models achieve this with only a fraction of the training data required by their counterparts.

5 Related Work

The field of embedding models has seen significant advancements over the years with the development of various models featuring diverse architectures and training pipelines. For instance, Sentence-BERT [Reimers and Gurevych, 2019] utilizes BERT to generate sentence embeddings. Similarly, sentence-T5 [Ni et al., 2022a], based on the encoder architecture of T5, demonstrates superior performance over Sentence-BERT on numerous benchmarks. The study underscores the effectiveness of encoders for sentence embeddings, contrasting with another approach that explores the use of decoders [Muennighoff, 2022].

Knowledge distillation [Hinton et al., 2015] offers a distinct approach to model training. In this setup, a larger, pre-trained model acts as a mentor, instructing a smaller model during training. This

Data Preparation	Retrieval		
	Quora	SciFact	Trec-Cov
No Extra Filter	0.734	0.218	0.242
Language	0.741	0.218	0.250
Consistency	0.805	0.381	0.297
Language + Consistency	0.806	0.379	0.306

Data Preparation	Sentence Similarity						
	STS12	STS13	STS14	STS15	STS16	STS17	STS22
No Extra Filter	0.558	0.668	0.573	0.694	0.706	0.764	0.606
Language	0.561	0.668	0.579	0.697	0.704	0.765	0.609
Consistency	0.652	0.728	0.652	0.760	0.755	0.808	0.610
Language + Consistency	0.653	0.727	0.656	0.764	0.757	0.810	0.609

Table 4: Evaluation of Data-Preparation Effectiveness on the Reddit Dataset. Retrieval evaluated on nDCG@10, Sentence Similarity on Spearman.

	Negation @500	Parameters	Training samples
jina-small-v1 _{pairwise}	88.4%	35m	385m
jina-base-v1 _{pairwise}	93.0%	110m	385m
jina-large-v1 _{pairwise}	94.6%	330m	385m
jina-small-v1 _{all}	93.2%	35m	386m
jina-base-v1 _{all}	95.6%	110m	386m
jina-large-v1 _{all}	n/a	330m	386m
all-MiniLM-L6-v2	94.8%	23m	1170m
all-mpnet-base-v2	97.4%	110m	1170m
sentence-t5-base	96.0%	110m	2275m
sentence-t5-large	98.2%	330m	2275m

Table 5: Evaluating a Range of Models on the Negation Dataset: A Benchmark Analysis of JINA EMBEDDINGS Trained on Both Pairwise-Only and Combined Pairwise and Triplet Data. The negation dataset is available at <https://huggingface.co/datasets/jinaai/negation-dataset>

methodology can be seamlessly integrated with a contrastive loss function, presenting an avenue for future investigation.

Embedding models can also be characterized based on their functionality. For instance, while some models are designed to solely embed queries, others are trained to embed queries along with specific instructions, generating task-dependent embeddings [Su et al., 2023]. An example of a T5-based model is the large dual encoder [Ni et al., 2022b], which is fine-tuned for retrieval tasks and computes a retrieval score directly.

The benefits of contrastive pre-training coupled with fine-tuning on hard negatives have been emphasized in recent studies [Neelakantan et al., 2022, Wang et al., 2022]. Both approaches have achieved state-of-the-art results on multiple bench-

marks, with [Wang et al., 2022] also employing consistency filtering as part of their preprocessing pipeline.

As part of our evaluation process, we utilized two widely-accepted benchmarks for embedding models: MTEB [Muennighoff et al., 2023] and BEIR [Thakur et al., 2021].

6 Conclusion

This paper has introduced the JINA EMBEDDINGS set of embedding models, demonstrating that competitive results on various tasks can be achieved while substantially reducing the volume of training data compared to other models with comparable backbones. Through an extensive evaluation on the MTEB benchmark, we have shown that employing judicious data filtering techniques can lead to

enhanced performance in comparison to training with a larger, yet lower-quality dataset. These findings significantly shift the paradigm, indicating that training large language models for embedding tasks can be conducted with less data than previously assumed, leading to potential savings in training time and resources.

However, we acknowledge the limitations of the current methodologies and the performance of the JINA EMBEDDINGS set. During the training on pairs, the sampling rate selection was based on a heuristic approach. Given the vast size of the search space for these sampling rates, we leaned on our intuition and dataset familiarity to prioritize higher-value datasets over their lower-value counterparts. This subjective approach, however, points to the need for more objective methods for future advancements.

Additionally, the JINA EMBEDDINGS set fell short on some tasks. For instance, calculating sentence similarity on our negation dataset (as described in Section 4.3) didn't meet our expectations, nor did it achieve competitive scores for classification and clustering tasks on the MTEB benchmark. These performance shortcomings suggest a possible deficit in the representation of these types of tasks in our training data, necessitating further investigation.

Looking ahead, we aim to refine our training processes to deliver models with improved performance and greater sequence length. Our future endeavors also include generating bilingual training data and training an embedding model capable of understanding and translating between two languages, thereby expanding the utility and versatility of the JINA EMBEDDINGS set.

References

- Colin Raffel, Noam Shazeer, Adam Roberts, Katherine Lee, Sharan Narang, Michael Matena, Yanqi Zhou, Wei Li, and Peter J Liu. Exploring the limits of transfer learning with a unified text-to-text transformer. *The Journal of Machine Learning Research*, 21(1): 5485–5551, 2020.
- Jianmo Ni, Gustavo Hernandez Abrego, Noah Constant, Ji Ma, Keith Hall, Daniel Cer, and Yinfei Yang. Sentence-t5: Scalable sentence encoders from pre-trained text-to-text models. In *Findings of the Association for Computational Linguistics: ACL 2022*, pages 1864–1874, 2022a.
- Jianmo Ni, Chen Qu, Jing Lu, Zhuyun Dai, Gustavo Hernandez Abrego, Ji Ma, Vincent Zhao, Yi Luan, Keith Hall, Ming-Wei Chang, et al. Large dual encoders are generalizable retrievers. In *Proceedings of the 2022 Conference on Empirical Methods in Natural Language Processing*, pages 9844–9855, 2022b.
- Danny Hernandez, Tom Brown, Tom Conerly, Nova DasSarma, Dawn Drain, Sheer El-Showk, Nelson Elhage, Zac Hatfield-Dodds, Tom Henighan, Tristan Hume, et al. Scaling laws and interpretability of learning from repeated data. *arXiv preprint arXiv:2205.10487*, 2022.
- Armand Joulin, Édouard Grave, Piotr Bojanowski, and Tomáš Mikolov. Bag of tricks for efficient text classification. In *Proceedings of the 15th Conference of the European Chapter of the Association for Computational Linguistics: Volume 2, Short Papers*, pages 427–431, 2017.
- Zhuyun Dai, Vincent Y Zhao, Ji Ma, Yi Luan, Jianmo Ni, Jing Lu, Anton Bakalov, Kelvin Guu, Keith Hall, and Ming-Wei Chang. Promptagator: Few-shot dense retrieval from 8 examples. In *The Eleventh International Conference on Learning Representations*, 2023. URL <https://openreview.net/forum?id=gML46Ympu2J>.
- Liang Wang, Nan Yang, Xiaolong Huang, Binxing Jiao, Linjun Yang, Daxin Jiang, Rangan Majumder, and Furu Wei. Text embeddings by weakly-supervised contrastive pre-training. *arXiv preprint arXiv:2212.03533*, 2022.
- Yingqi Qu, Yuchen Ding, Jing Liu, Kai Liu, Ruiyang Ren, Wayne Xin Zhao, Daxiang Dong, Hua Wu, and Haifeng Wang. Rocketqa: An optimized training approach to dense passage retrieval for open-domain question answering. In *Proceedings of the 2021 Conference of the North American Chapter of the Association for Computational Linguistics: Human Language Technologies*, pages 5835–5847, 2021.
- Taku Kudo and John Richardson. Sentencepiece: A simple and language independent subword tokenizer and detokenizer for neural text processing. In *Proceedings of the 2018 Conference on Empirical Methods in Natural Language Processing: System Demonstrations*, pages 66–71, 2018.
- Taku Kudo. Subword regularization: Improving neural network translation models with multiple subword candidates. In *Proceedings of the 56th Annual Meeting of the Association for Computational Linguistics (Volume 1: Long Papers)*, pages 66–75, 2018.
- Aäron van den Oord, Yazhe Li, and Oriol Vinyals. Representation learning with contrastive predictive coding. *CoRR*, abs/1807.03748, 2018. URL <http://arxiv.org/abs/1807.03748>.
- Arvind Neelakantan, Tao Xu, Raul Puri, Alec Radford, Jesse Michael Han, Jerry Tworek, Qiming Yuan, Nikolas Tezak, Jong Wook Kim, Chris Hallacy, Johannes Heidecke, Pranav Shyam, Boris Power, Tyna Eloundou Nékoul, Girish Sastry, Gretchen

- Krueger, David Schnurr, Felipe Petroski Such, Kenny Hsu, Madeleine Thompson, Tabarak Khan, Toki Sherbakov andcalculating Joanne Jang, Peter Welinder, and Lilian Weng. Text and code embeddings by contrastive pre-training. *CoRR*, abs/2201.10005, 2022. URL <https://arxiv.org/abs/2201.10005>.
- Nils Reimers. http://plastimatch.org/doxygen/classHausdorff__distance.html#details
Last Access: 14th July 2023, 2023.
- Gal Chechik, Varun Sharma, Uri Shalit, and Samy Bengio. Large scale online learning of image similarity through ranking. *Journal of Machine Learning Research*, 11(3), 2010.
- Samyam Rajbhandari, Jeff Rasley, Olatunji Ruwase, and Yuxiong He. Zero: Memory optimizations toward training trillion parameter models. In *SC20: International Conference for High Performance Computing, Networking, Storage and Analysis*, pages 1–16. IEEE, 2020.
- Nils Reimers and Iryna Gurevych. Sentence-bert: Sentence embeddings using siamese bert-networks. In *Proceedings of the 2019 Conference on Empirical Methods in Natural Language Processing and the 9th International Joint Conference on Natural Language Processing (EMNLP-IJCNLP)*, pages 3982–3992, 2019.
- Niklas Muennighoff. Sgpt: Gpt sentence embeddings for semantic search, 2022.
- Geoffrey Hinton, Oriol Vinyals, and Jeff Dean. Distilling the knowledge in a neural network, 2015.
- Hongjin Su, Weijia Shi, Jungo Kasai, Yizhong Wang, Yushi Hu, Mari Ostendorf, Wen tau Yih, Noah A. Smith, Luke Zettlemoyer, and Tao Yu. One embedder, any task: Instruction-finetuned text embeddings, 2023.
- Niklas Muennighoff, Nouamane Tazi, Loïc Magne, and Nils Reimers. Mteb: Massive text embedding benchmark, 2023.
- Nandan Thakur, Nils Reimers, Andreas Rücklé, Abhishek Srivastava, and Iryna Gurevych. Beir: A heterogenous benchmark for zero-shot evaluation of information retrieval models, 2021.

Appendix

Model	BIOSSES	SICK-R	STS12	STS13	STS14	STS15	STS16	STS17	STS22	STS Benchmark
sentence-t5-xxl	80.43	80.47	78.85	88.94	84.86	89.32	84.67	89.46	65.33	84.01
sentence-t5-xl	73.12	79.98	79.02	88.8	84.33	88.89	85.31	88.91	64.32	83.93
gtr-t5-xxl	81.91	74.29	70.12	82.72	78.24	86.26	81.61	85.18	65.76	77.73
gtr-t5-xl	78.94	73.63	69.11	81.82	77.07	86.01	82.23	84.9	66.61	77.65
sentence-t5-large	78.93	80.34	79.11	87.33	83.17	88.28	84.36	88.99	62.39	85.36
gtr-t5-large	84.86	73.39	70.33	82.19	77.16	86.31	81.85	83.93	64.30	77.60
jina-large-v1	84.31	80.31	73.85	84.37	77.84	86.29	82.14	89.57	66.18	83.64
sentence-t5-base	75.89	80.18	78.05	85.85	82.19	87.46	84.03	89.57	62.66	85.52
gtr-t5-base	79.00	71.45	68.59	79.09	74.64	84.85	81.57	85.8	66.17	79.58
all-mpnet-base-v2	80.43	80.59	72.63	83.48	78.00	85.66	80.03	90.60	67.95	83.42
jina-base-v1	82.64	75.04	73.51	79.15	75.24	85.12	80.07	87.96	66.08	81.69
all-MiniLM-L6-v2	81.64	77.58	72.37	80.60	75.59	85.39	78.99	87.59	67.21	82.03
jina-small-v1	82.96	76.33	74.28	78.55	73.84	83.71	80.03	87.49	64.25	79.20

Table 6: Spearman Correlation for Sentence Similarity Tasks

Model	AskUbuntuDupQuestions	MindSmallReranking	SciDocsRR	StackOverflowDupQuestions
sentence-t5-xxl	66.16	30.60	76.09	52.85
sentence-t5-xl	62.86	29.77	75.16	51.05
gtr-t5-xxl	63.23	31.93	77.96	53.50
gtr-t5-xl	63.08	31.50	76.49	52.79
sentence-t5-large	61.51	30.27	74.88	49.34
gtr-t5-large	61.64	31.84	76.39	51.58
jina-large-v1	63.47	31.64	81.63	51.02
sentence-t5-base	59.73	30.20	73.96	48.46
gtr-t5-base	60.86	31.33	73.71	51.01
all-mpnet-base-v2	65.85	30.97	88.65	51.98
jina-base-v1	62.72	31.01	79.54	50.87
all-MiniLM-L6-v2	63.48	30.80	87.12	50.76
jina-small-v1	60.25	30.68	74.16	47.18

Table 7: Mean Average Precision (mAP@10) for Reranking Tasks

Model	FEVER	HotpotQA	MSMARCO	NQ	Quora Retrieval	SciFact	TREC COVID	Argu Ana	Climate FEVER	DBPedia	FiQA 2018	NFCorpus	SCIDOCS	Touche 2020
sentence-t5-xxl	51.20	42.14	27.67	52.87	85.96	55.38	59.48	39.85	14.63	39.19	46.68	35.08	17.17	21.65
sentence-t5-xl	36.12	37.17	25.17	46.29	85.85	50.91	54.77	39.40	10.61	33.65	44.71	33.18	15.97	22.51
gtr-t5-xxl	74.08	59.67	44.05	57.24	89.09	66.77	51.90	53.77	27.21	41.28	46.78	34.18	15.88	26.76
gtr-t5-xl	72.18	58.91	43.52	56.16	88.91	64.2	60.09	52.81	27.01	39.74	44.19	33.34	15.71	25.26
sentence-t5-large	36.21	33.95	23.96	42.02	85.73	49.91	46.11	39.27	11.36	31.55	43.55	31.10	15.38	21.63
gtr-t5-large	72.66	57.85	42.73	55.09	88.47	63.42	56.68	52.09	26.90	39.55	42.79	32.63	15.51	28.29
jina-large-v1	75.34	53.63	35.80	47.90	88.21	60.84	56.58	49.48	21.36	36.03	39.90	33.29	19.39	17.34
sentence-t5-base	26.17	33.20	20.70	36.32	85.49	45.76	40.70	44.85	10.37	27.77	34.83	28.65	14.15	20.30
gtr-t5-base	68.93	54.93	41.16	50.47	87.98	59.74	56.05	50.83	24.88	35.24	35.15	30.22	14.00	25.89
all-mpnet-base-v2	50.86	39.29	39.75	50.45	87.46	65.57	51.33	46.52	21.97	32.09	49.96	33.29	23.76	19.93
jina-base-v1	67.59	49.64	33.02	43.61	87.07	58.60	54.63	49.35	20.78	31.35	35.48	29.30	17.71	18.06
all-MiniLM-L6-v2	51.93	46.51	36.54	43.87	87.56	64.51	47.25	50.17	20.27	32.33	36.87	31.59	21.64	16.90
jina-small-v1	69.12	47.48	31.80	38.89	85.69	52.40	52.30	43.57	17.25	28.28	25.19	25.96	15.29	16.67

Table 8: Normalized Discounted Cumulative Gain (nDCG@10) for retrieval tasks