

Joint Port Selection Based Channel Acquisition for FDD Cell-Free Massive MIMO

Cheng Zhang, *Member, IEEE*, Pengguang Du, Minjie Ding,
Yindi Jing, *Senior Member, IEEE*, Yongming Huang, *Senior Member, IEEE*

Abstract—In frequency division duplexing (FDD) cell-free massive MIMO, the acquisition of the channel state information (CSI) is very challenging because of the large overhead required for the training and feedback of the downlink channels of multiple cooperating base stations (BSs). In this paper, for systems with partial uplink-downlink channel reciprocity, and a general spatial domain channel model with variations in the average port power and correlation among port coefficients, we propose a joint-port-selection-based CSI acquisition and feedback scheme for the downlink transmission with zero-forcing precoding. The scheme uses an eigenvalue-decomposition-based transformation to reduce the feedback overhead by exploring the port correlation. We derive the sum-rate of the system for any port selection. Based on the sum-rate result, we propose a low-complexity greedy-search-based joint port selection (GS-JPS) algorithm. Moreover, to adapt to fast time-varying scenarios, a supervised deep learning-enhanced joint port selection (DL-JPS) algorithm is proposed. Simulations verify the effectiveness of our proposed schemes and their advantage over existing port-selection channel acquisition schemes.

Index Terms—Cell-free massive MIMO, channel acquisition, joint port selection, channel correlation, deep learning.

I. INTRODUCTION

MASSIVE MIMO technology can significantly improve the capacity and reliability of wireless networks. Via configuring arrays with hundreds of antennas at the base stations (BSs), it is possible to serve dozens of single-antenna users in the same time-frequency resource, thus meeting the high multiplexing requirements in multi-user scenarios [1], [2]. At the same time, network densification has received great attention in 5G wireless communications [3]. In the existing cellular network architecture, however, the reduction of cell size leads to a sharp increase in the number of users at the cell edge, making it difficult to achieve the expected network throughput. To address the problem, the concept of cell-free has been proposed in [4], where a group of BSs collaborate to serve the users, by which a significant reduction in multi-user

interference can be achieved and the so-called cell edge effect is greatly diminished [5].

In order to maximize the BS cooperation gain for the cell-free downlink, the quality of the downlink channel state information (CSI) at the BS is crucial [6]. For the time division duplexing (TDD) massive MIMO systems, it is relatively easy for the BS to acquire downlink CSI due to the reciprocity between the uplink and downlink channels. However, for the frequency division duplexing (FDD) massive MIMO systems, to achieve the rate comparable to the systems with perfect CSI [7], the number of pilots and especially the CSI feedback overhead are both proportional to the number of transmit antennas at the BS side [8], [9]. For this characteristic, most of the work on massive MIMO has focused on TDD. However, FDD is still widely adopted in current 5G communication systems with more mature industrial products and market share, and many frequency bands are allocated for the FDD systems [10]. In addition, since the TDD systems have the operation of constantly switching between uplink and downlink transmission, uplink access of users as well as instantaneous channel estimation at the BSs are challenging, whereas the FDD systems have the advantages of low transmission delay, continuous channel estimation, and broad range of coverage [8]. Considering the realistic scenario, the TDD systems require the reciprocity calibration of the transmitter and receiver radio frequency (RF) chains. Non-ideal calibration also creates the need for downlink channel estimation, and the feedback overhead cannot be avoided [11]. The CSI acquisition task is even more challenging in FDD cell-free massive MIMO systems since the users need to estimate and feed back the downlink CSI of multiple BSs.

Current studies mainly focus on the domain knowledge model to fully exploit the partial reciprocity of the uplink and downlink channels in the FDD system to reduce the feedback overhead [12], [13]. In typical environments, the relative permittivity and conductivity of the obstacle do not change significantly in the tens of gigahertz range, i.e., the reflection and deflection characteristics are almost identical. Therefore, the angle of departure (AoD) of the downlink channel is almost the same as the angle of arrival (AoA) of the uplink channel [14]. In [15], based on the discrete Fourier transform (DFT) operation and the log-likelihood function, a method for the multipath component estimation was proposed, which provides a significant enhancement over traditional approaches in terms of mean-squared-error (MSE) of the estimated AoA and large-scale fading coefficients. Compared to these statistical schemes, it is interesting to explore instantaneous CSI to

This work was supported in part by the National Natural Science Foundation of China under Grant 62271140 and 62225107, the Fundamental Research Funds for the Central Universities 2242022k60002, the Natural Science Foundation on Frontier Leading Technology Basic Research Project of Jiangsu under Grant BK20222001, and the Major Key Project of PCL. (Corresponding authors: Y. Huang, C. Zhang)

C. Zhang, P. Du, M. Ding and Y. Huang are with the National Mobile Communication Research Laboratory, the School of Information Science and Engineering, Southeast University, Nanjing 210096, China, and also with the Purple Mountain Laboratories, Nanjing 211111, China (e-mail: {zhangcheng_seu; pgdu; 220200816; huangym}@seu.edu.cn).

Y. Jing is with the Department of Electrical and Computer Engineering, University of Alberta, Edmonton T6G 1H9, Canada (e-mail: yindi@ualberta.ca).

realize higher cell-free performance gain.

To reduce the feedback overhead of FDD cell-free massive MIMO systems, a partial reciprocity-based port-selection feedback framework was proposed in [16] where the BSs obtain the multipath AoD of the downlink channel through uplink pilots, and select some dominant paths for the sum-rate maximization. The BSs send downlink precoded pilots from which the users obtain the gains of the selected paths and feed them back to the BSs. The path selection problem is solved in an alternating way by determining a signal-to-leakage-and-noise-ratio (SLNR)-type precoding for given path selection and updating the path selection via removing the path index with the minimal impact on the SLNR. Large-scale-fading differences between different BS-User links and different paths on the same link are not considered. In [17], a joint dominant path selection and power allocation algorithm was proposed for the energy efficiency maximization in millimeter wave cell-free systems, where the weighted sum of array responses for the selected paths is adopted as the precoder while the path selection is conducted in a non-heuristic manner via the formulation of the sparse support identification problem.

Compared to the SLNR precoding, the signal-to-interference-plus-noise-ratio (SINR) maximization-orientated zero-forcing (ZF) precoding is more relevant to the sum-rate performance and preferred in the high signal-to-noise-ratio (SNR) or interference-limited scenarios [18]. The subtractive port selection in [16] results in a high overhead when the number of ports is large and the number of selected ports is relatively small. In addition, the difference among the average power of different paths [19] is not taken into account in the derivation of the path selection metric in the existing works.

In addition to the uplink and downlink partial reciprocity in the FDD system, there are other channel characteristics for cell-free systems that can be explored for the downlink CSI acquisition. In [20], [21] and [22], the channel correlation of multiple collaborative BSs was investigated via geometric statistical channel modeling, with emphasis on the effect of the local scatterer density at the user side on this correlation. In [21], the channel correlation of adjacent collaborative BSs in a high-speed-railway wireless communication scenario was verified based on real measurements. The channel correlation between adjacent users served by the same BS has been exploited to reduce the CSI feedback overhead for massive MIMO systems in [23]. The potential correlation between the channels of multiple collaborating BSs in cell-free MIMO systems has yet to be fully utilized.

In this paper, we study the joint-port-selection-based channel acquisition for FDD cell-free massive MIMO downlink. Different from existing works, we consider the ZF precoding, a more realistic channel spatial power profile where the average power of the channel varies in different port directions and the coefficient correlation between ports of the same BS and between ports of different BSs. These distinctions make the port selection and port coefficient feedback designs completely different. Our major contributions are summarized as follows.

- We propose a joint-port-selection-based CSI feedback and reconstruction scheme for FDD cell-free massive MIMO downlink with ZF precoding. The scheme

uses an eigenvalue-decomposition-based transformation (EDT) approach to reduce the overhead of the port coefficient feedback by exploiting the correlation between the multi-BS port coefficients.

- An expression is derived for the sum-rate of the FDD cell-free massive MIMO downlink with ZF precoding and port selection. The result shows explicitly the effect of the different average channel strengths for different ports and the possible correlation among the port coefficients, and enables the sum-rate maximization-orientated joint port selection.
- We propose a low-complexity greedy-search-based joint port selection (GS-JPS) algorithm based on the derived sum-rate expression, which improves the search efficiency by rationally setting the update priority of users, BSs, and ports. In addition, a supervised deep learning (DL)-enhanced joint port selection (DL-JPS) algorithm is proposed, which can adapt to fast time-varying scenarios.
- Simulations validate our derived closed-form sum-rate expression and demonstrate that the GS-JPS algorithm and the EDT port coefficient feedback approach work together to achieve a higher sum-rate compared to existing port-selection-based channel acquisition schemes, especially in the medium-to-high SNR scenario. Moreover, the DL-JPS algorithm can quickly obtain a port selection with comparable performance to that of the GS-JPS algorithm, showing its suitability for fast time-varying scenarios.

The rest of this paper is organized as follows. In Section II, we introduce a typical cell-free massive MIMO scenario with correlated channels and describe the proposed joint-port-selection-based CSI acquisition and feedback scheme. In Section III, an analytical sum-rate expression based on ZF precoding for arbitrary port selection is derived. In the following Section IV, we formulate the optimization problem for port selection and design two algorithms, the GS-JPS algorithm and the DL-JPS algorithm, respectively. Detailed simulations and discussions are provided in Section V. Section VI summarizes this work.

Notation: In this paper, bold upper case letters and bold lower case letters denote matrices and vectors, respectively. $\mathbb{R}^{m \times n}$, $\mathbb{C}^{m \times n}$ and $\mathbb{B}^{m \times n}$ denote the sets of m -by- n matrices with real-valued entries, complex-valued entries, and binary-valued entries, respectively. \mathbf{I}_n denotes the n -by- n identity matrix. The conjugate transpose, transpose, trace, and determinant of \mathbf{A} are denoted by \mathbf{A}^H , \mathbf{A}^T , $\text{tr}\{\mathbf{A}\}$ and $|\mathbf{A}|$. Also, $\|\mathbf{a}\|$ and $\|\mathbf{A}\|_F$ denote the Euclidean norm of \mathbf{a} and the Frobenius norm of \mathbf{A} , respectively. The vector \mathbf{a}_m is the m -th column of the matrix \mathbf{A} . $\text{diag}(\mathbf{a})$ is the diagonal matrix whose diagonal entries are elements of vector \mathbf{a} . $\text{blk}[\cdot]$ indicates the block-diagonal operator. $\mathbb{E}\{\cdot\}$ is the expected value operator and $f_X(\cdot)$ denotes the probability density function (PDF) of the random variable X . $\mathbb{C}\mathcal{N}(\boldsymbol{\mu}, \boldsymbol{\Sigma})$ denotes the circularly symmetric complex Gaussian distribution with mean vector $\boldsymbol{\mu}$ and covariance matrix $\boldsymbol{\Sigma}$. $\chi_2^2(a)$ denotes a chi-squared distribution with 2 degrees of freedom and the noncentrality parameter a . Additionally, $|\mathbb{A}|$ is the cardinality of the set \mathbb{A} . $\mathbb{A} - \mathbb{B}$ denotes the set of elements in \mathbb{A} but not in \mathbb{B} .

II. SYSTEM MODEL AND PROPOSED CSI FEEDBACK AND RECONSTRUCTION SCHEME

We consider a typical FDD cell-free massive MIMO scenario, where in the coverage area of interest, B BSs each with M antennas serve U single-antenna users via the collaborative transmission provided by the central unit (CU) through fronthaul links.

A. Channel Model

We consider the typical uniform array, e.g., uniform linear array (ULA) or uniform planar array (UPA), at the BSs and the massive MIMO configuration, i.e., $M \gg 1$. The beamspace channel representation becomes a natural choice [24], [25] where the spatial DFT matrix $\mathbf{F} \in \mathbb{C}^{M \times M}$ is adopted to relate the antenna space and the beam space. Specifically, the downlink channel vector from the BS $b \in \mathbb{B} = \{1, \dots, B\}$ to the User $u \in \mathbb{U} = \{1, \dots, U\}$, denoted as $\mathbf{h}_{b,u} \in \mathbb{C}^{M \times 1}$, can be written as

$$\mathbf{h}_{b,u} = \sqrt{M} \mathbf{F} \mathbf{B}_{b,u} \bar{\mathbf{h}}_{b,u}, \quad (1)$$

where $\mathbf{B}_{b,u} = \text{diag} \left(\left[\sqrt{\bar{\beta}_{b,u,1}}, \dots, \sqrt{\bar{\beta}_{b,u,M}} \right] \right)$ with $\bar{\beta}_{b,u,m}$ being the average power of the channel in the beam/port \mathbf{f}_m , the m -th column of \mathbf{F} and $\bar{\mathbf{h}}_{b,u} = [\bar{h}_{b,u,1}, \dots, \bar{h}_{b,u,M}]^T$ is the vector of port coefficients. In existing works, the port coefficients are generally assumed to be independent of each other [26]. However, due to the existence of common scatterers covered by beams of different ports, as shown in Fig. 1, different port coefficients can be correlated. Therefore,

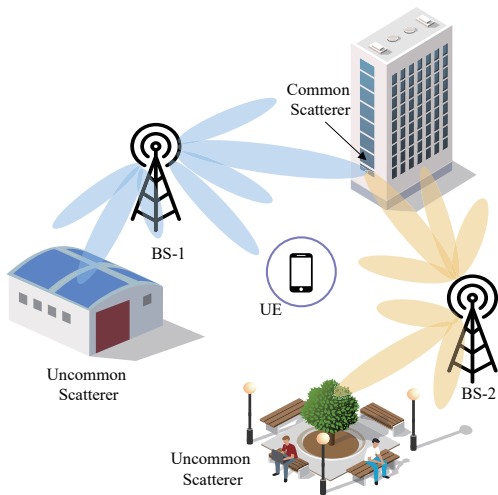


Fig. 1. Schematic illustration of the existence of common scatterers covered by different beams.

the vector of the port coefficients of all BSs, denoted as $\bar{\mathbf{h}}_u = [\bar{\mathbf{h}}_{1,u}^T, \dots, \bar{\mathbf{h}}_{B,u}^T]^T \in \mathbb{C}^{BM \times 1}$, follows $\mathcal{CN}(\mathbf{0}, \mathbf{R}_u)$, where \mathbf{R}_u is the covariance matrix of $\bar{\mathbf{h}}_u$. The $((b-1)M + l, (b'-1)M + l')$ -th element of \mathbf{R}_u , denoted as $\rho_{u,b,b'}^{l,l'}$ or $[\mathbf{R}_u]_{(b-1)M+l, (b'-1)M+l'}$, is the correlation between the l -th port coefficient of BS b and the l' -th port coefficient of BS b' for User u . Note that the coefficient correlation is constant in the statistical channel coherence time, which is typically much longer than the channel acquisition and feedback period.

B. Port-Selection-Based CSI Acquisition, Feedback, and Reconstruction

To reduce the overhead of CSI acquisition, one way is to select a small number of ports based on the downlink AoD and port statistics, and only estimate and feed back the channel coefficients of the selected ports. The downlink channel statistics can be obtained with the help of the partial reciprocity between the uplink and downlink channels [16].

Define $\Lambda_{b,u} = \{a_{b,u,1}, \dots, a_{b,u,|\Lambda_{b,u}|}\} \subseteq \mathbb{M} = \{1, \dots, M\}$ as the set of ports assigned to User u by BS b and $\Lambda_{b,u}^C = \mathbb{M} - \Lambda_{b,u}$. Define the set of selected ports and the set of remaining unselected ports of BS b for users as $\Lambda_b = \bigcup_{u \in \{1, \dots, U\}} \Lambda_{b,u}$ and $\Lambda_b^C = \mathbb{M} - \Lambda_b$, respectively. Define $\bar{\mathbf{h}}_{\Lambda_{b,u}}$ as the sub-vector of $\bar{\mathbf{h}}_{b,u}$ consisting of the elements of the set $\{\bar{h}_{b,u,m}, m \in \Lambda_{b,u}\}$. Equivalently, $\bar{\mathbf{h}}_{\Lambda_{b,u}} = \mathbf{A}_{b,u} \bar{\mathbf{h}}_{b,u}$ where the port selection matrix $\mathbf{A}_{b,u} \in \mathbb{B}^{|\Lambda_{b,u}| \times M}$ satisfies

$$[\mathbf{A}_{b,u}]_{i,j} = \begin{cases} 1, & \text{if } j = a_{b,u,i}, \forall i = 1, \dots, |\Lambda_{b,u}| \\ 0, & \text{otherwise} \end{cases}. \quad (2)$$

For example, for a system with 4 antennas at each BS, if ports 2 and 4 of BS b are selected for User u , we have

$$\mathbf{A}_{b,u} = \begin{bmatrix} 0 & 1 & 0 & 0 \\ 0 & 0 & 0 & 1 \end{bmatrix}, \text{ and } \bar{\mathbf{h}}_{\Lambda_{b,u}} = \begin{bmatrix} \bar{h}_{b,u,2} \\ \bar{h}_{b,u,4} \end{bmatrix}. \quad (3)$$

Define $\bar{\mathbf{h}}_{\Lambda_u} = [\bar{\mathbf{h}}_{\Lambda_{1,u}}^T, \dots, \bar{\mathbf{h}}_{\Lambda_{B,u}}^T]^T \in \mathbb{C}^{K_u \times 1}$ where $K_u = \sum_{b=1}^B |\Lambda_{b,u}|$ is the total number of ports assigned to User u . Considering the possible correlation between port coefficients due to the common scatterers, we utilize the second-order covariance matrix of $\bar{\mathbf{h}}_{\Lambda_u}$, i.e., $\mathbf{R}_{\Lambda_u} = \mathbb{E} \{ \bar{\mathbf{h}}_{\Lambda_u} \bar{\mathbf{h}}_{\Lambda_u}^H \} = \mathbf{A}_u \mathbf{R}_u \mathbf{A}_u^H$ as a priori knowledge, where $\mathbf{A}_u = \text{blk}[\mathbf{A}_{1,u}, \dots, \mathbf{A}_{B,u}]$. In the following, we design an EDT approach that exploits the correlation among port coefficients to reduce their feedback overhead.

Under a general port selection $\Lambda_{b,u}$'s, the BSs first send downlink pilots from the selected ports and the users perform the estimation of the downlink port coefficients to obtain $\hat{h}_{b,u,m}, m \in \Lambda_{b,u}$. Denote $\hat{\mathbf{h}}_{\Lambda_{b,u}}$ as the estimated vector of $\bar{\mathbf{h}}_{\Lambda_{b,u}}$. For User $u \in \mathbb{U}$, by combining the estimated port coefficients $\hat{\mathbf{h}}_{\Lambda_{b,u}}$ of all BSs into a vector, we obtain $\hat{\mathbf{h}}_{\Lambda_u} = [\hat{h}_{\Lambda_{1,u}}^T, \dots, \hat{h}_{\Lambda_{B,u}}^T]^T \in \mathbb{C}^{K_u \times 1}$. Denote by $\check{\mathbf{h}}_{\Lambda_u} = \bar{\mathbf{h}}_{\Lambda_u} - \hat{\mathbf{h}}_{\Lambda_u}$ the channel estimation error of User u . From the minimum-mean-squared-error (MMSE) estimation property, $\check{\mathbf{h}}_{\Lambda_u}$ is independent of $\hat{\mathbf{h}}_{\Lambda_u}$, and $\check{\mathbf{h}}_{\Lambda_u} \sim \mathcal{CN}(\mathbf{0}, \varepsilon_{\text{CE}}^2 \mathbf{R}_{\Lambda_u})$. Note that $\varepsilon_{\text{CE}}^2$ denotes the CSI estimation error variance, which is dependent on both the pilot energy and the port average power [27], [28]. Denote the rank of \mathbf{R}_{Λ_u} as r_u , and we consider the compact eigenvalue decomposition and eigenvalue decomposition

$$\mathbf{R}_{\Lambda_u} = \mathbf{U}_{u,r} \mathbf{\Sigma}_{u,r} \mathbf{U}_{u,r}^H = \mathbf{U}_u \text{diag} \{ \mathbf{\Sigma}_{u,r}, \mathbf{0} \} \mathbf{U}_u^H. \quad (4)$$

where $\mathbf{\Sigma}_{u,r} \in \mathbb{C}^{r_u \times r_u}$ contains the r_u non-zero eigenvalues of \mathbf{R}_{Λ_u} as its diagonal elements, $\mathbf{U}_{u,r} \in \mathbb{C}^{K_u \times r_u}$ is composed of eigenvectors with non-zero eigenvalues, $\mathbf{U}_{u,r}^c$ is the unitary complement of $\mathbf{U}_{u,r}$, that is, $\mathbf{U}_u \triangleq [\mathbf{U}_{u,r}, \mathbf{U}_{u,r}^c]$ is a $K_u \times K_u$ unitary matrix.

For the channel feedback, User u first calculates the dimension-reduced transformation-domain port coefficient vector $\mathbf{r}_{u,r} \in \mathbb{C}^{r_u \times 1}$ as

$$\mathbf{r}_{u,r} = \boldsymbol{\Sigma}_{u,r}^{-1/2} \mathbf{U}_{u,r}^H \hat{\mathbf{h}}_{\Lambda_u}, \quad (5)$$

then quantizes $\mathbf{r}_{u,r}$ into $\bar{\mathbf{r}}_{u,r} = \mathbf{r}_{u,r} - \tilde{\mathbf{r}}_{u,r}$ by standard scalar quantization or vector quantization methods. Since $\mathbf{r}_{u,r} \sim \mathcal{CN}(\mathbf{0}, (1 - \varepsilon_{\text{CE}}^2) \mathbf{I}_{r_u})$, the quantization error vector can be approximated as $\tilde{\mathbf{r}}_{u,r} \sim (\mathbf{0}, \varepsilon_{\text{Q}}^2 \mathbf{I}_{r_u})$, where ε_{Q}^2 is the quantization error variance. $\tilde{\mathbf{r}}_{u,r}$ and $\mathbf{r}_{u,r}$ are independent [29]. Finally, user feeds back the quantized values to the BS side.

For the CSI reconstruction, the BS side recovers the vector of the selected port coefficients of all BSs for User u $\hat{\mathbf{h}}_{\Lambda_u}$ as

$$\hat{\mathbf{h}}_{\Lambda_u} = \mathbf{U}_{u,r} \boldsymbol{\Sigma}_{u,r}^{1/2} \bar{\mathbf{r}}_{u,r}. \quad (6)$$

It can be further expressed as

$$\begin{aligned} \hat{\mathbf{h}}_{\Lambda_u} &= \mathbf{U}_{u,r} \mathbf{U}_{u,r}^H \bar{\mathbf{h}}_{\Lambda_u} - \mathbf{U}_{u,r} \mathbf{U}_{u,r}^H \check{\mathbf{h}}_{\Lambda_u} - \mathbf{U}_{u,r} \boldsymbol{\Sigma}_{u,r}^{1/2} \tilde{\mathbf{r}}_{u,r}, \\ &\stackrel{(a)}{=} \bar{\mathbf{h}}_{\Lambda_u} - \check{\mathbf{h}}_{\Lambda_u} - \mathbf{U}_{u,r} \boldsymbol{\Sigma}_{u,r}^{1/2} \tilde{\mathbf{r}}_{u,r}. \end{aligned} \quad (7)$$

Since $\bar{\mathbf{h}}_{\Lambda_u}$ follows $\mathcal{CN}(\mathbf{0}, \mathbf{R}_{\Lambda_u})$, we have

$$\mathbf{U}_u^H \bar{\mathbf{h}}_{\Lambda_u} = \begin{pmatrix} \mathbf{U}_{u,r}^H \bar{\mathbf{h}}_{\Lambda_u} \\ (\mathbf{U}_{u,r}^c)^H \bar{\mathbf{h}}_{\Lambda_u} \end{pmatrix} \sim \mathcal{CN}(\mathbf{0}, \text{diag}\{\boldsymbol{\Sigma}_{u,r}, \mathbf{0}\}), \quad (8)$$

which shows that $(\mathbf{U}_{u,r}^c)^H \bar{\mathbf{h}}_{\Lambda_u}$ is a random vector whose mean vector and covariance matrix are both zero. Therefore, $(\mathbf{U}_{u,r}^c)^H \bar{\mathbf{h}}_{\Lambda_u} = \mathbf{0}$. From this and since \mathbf{U}_u is unitary, we have,

$$\begin{aligned} [\mathbf{U}_{u,r} \mathbf{U}_{u,r}^H + \mathbf{U}_{u,r}^c (\mathbf{U}_{u,r}^c)^H] \bar{\mathbf{h}}_{\Lambda_u} &= \bar{\mathbf{h}}_{\Lambda_u}, \\ \Rightarrow \mathbf{U}_{u,r} \mathbf{U}_{u,r}^H \bar{\mathbf{h}}_{\Lambda_u} &= \bar{\mathbf{h}}_{\Lambda_u}. \end{aligned} \quad (9)$$

With the same reasoning, we have $\mathbf{U}_{u,r} \mathbf{U}_{u,r}^H \check{\mathbf{h}}_{\Lambda_u} = \check{\mathbf{h}}_{\Lambda_u}$. These explain the equality (a) in Eq. (7).

Denote $\check{\mathbf{h}}_{\Lambda_u} \triangleq \check{\mathbf{h}}_{\Lambda_u} + \mathbf{U}_{u,r} \boldsymbol{\Sigma}_{u,r}^{1/2} \tilde{\mathbf{r}}_{u,r}$ as the CSI error introduced by the port coefficient estimation and feedback quantization. Since $\mathbf{U}_{u,r} \boldsymbol{\Sigma}_{u,r}^{1/2} \tilde{\mathbf{r}}_{u,r} \sim \mathcal{CN}(\mathbf{0}, \varepsilon_{\text{Q}}^2 \mathbf{R}_{\Lambda_u})$, it can be shown that $\check{\mathbf{h}}_{\Lambda_u} \sim \mathcal{CN}(\mathbf{0}, \check{\mathbf{R}}_{\Lambda_u})$, where $\check{\mathbf{R}}_{\Lambda_u} = \varepsilon^2 \mathbf{R}_{\Lambda_u}$ and $\varepsilon^2 = \varepsilon_{\text{CE}}^2 + \varepsilon_{\text{Q}}^2$ indicates the overall error level¹. The vector $\hat{\mathbf{h}}_{\Lambda_u}$ can be decomposed as $\hat{\mathbf{h}}_{\Lambda_u} = [\hat{\mathbf{h}}_{\Lambda_{1,u}}^T, \dots, \hat{\mathbf{h}}_{\Lambda_{B,u}}^T]^T$

where $\hat{\mathbf{h}}_{\Lambda_{b,u}}$ contains the selected port coefficients of BS b for User u . Similarly, $\check{\mathbf{h}}_{\Lambda_u}$ can be decomposed as $\check{\mathbf{h}}_{\Lambda_u} = [\check{\mathbf{h}}_{\Lambda_{1,u}}^T, \dots, \check{\mathbf{h}}_{\Lambda_{B,u}}^T]^T$. BS b gets the recovered channel vector from BS b to User u as

$$\hat{\mathbf{h}}_{b,u} = \sqrt{M} \mathbf{F}_{\Lambda_{b,u}} \mathbf{B}_{\Lambda_{b,u}} \mathbf{A}_{b,u}^H \hat{\mathbf{h}}_{\Lambda_{b,u}}, \quad (10)$$

where $\mathbf{B}_{\Lambda_{b,u}} = \mathbf{A}_{b,u} \mathbf{B}_{b,u}$ denotes the matrix consisting of the rows of $\mathbf{B}_{b,u}$ with indices belonging to $\Lambda_{b,u}$, and $\mathbf{F}_{\Lambda_{b,u}}$ is the matrix formed by \mathbf{f}_m , $m \in \Lambda_{b,u}$.

C. ZF Precoding with Recovered CSI and Transmission Model

Under the joint downlink transmission commonly used in cell-free massive MIMO systems, the received signal of User

¹For simplicity, we assume the same level of CSI error at the selected ports, but it is straightforward to extend to the scenario where the error level is inhomogeneous.

u can be represented as

$$y_u = \sum_{b=1}^B \mathbf{h}_{b,u}^H \mathbf{w}_{b,u} s_u + \sum_{v \neq u} \sum_{b=1}^B \mathbf{h}_{b,v}^H \mathbf{w}_{b,v} s_v + n_u, \quad (11)$$

where $\mathbf{w}_{b,u} \in \mathbb{C}^{M \times 1}$ denotes the precoding vector of BS b for User u , $s_u \sim \mathcal{CN}(0, 1)$ is the random data symbol for User u , and $n_u \sim \mathcal{CN}(0, \sigma_n^2)$ denotes the receiver additive noise. The precoding vectors $\mathbf{w}_{b,u}$'s are designed based on the CSI available at the BSs, i.e., $\hat{\mathbf{h}}_{b,u}$'s. Let $\mathbf{w}_u = [\mathbf{w}_{1,u}^T, \dots, \mathbf{w}_{B,u}^T]^T$, $\mathbf{W} = [\mathbf{w}_1, \dots, \mathbf{w}_U]$, $\hat{\mathbf{h}}_u = [\hat{\mathbf{h}}_{1,u}^T, \dots, \hat{\mathbf{h}}_{B,u}^T]^T$, and $\hat{\mathbf{H}} = [\hat{\mathbf{h}}_1, \dots, \hat{\mathbf{h}}_U]$. The ZF precoding is adopted in this work where

$$\mathbf{W} = \hat{\mathbf{H}} (\hat{\mathbf{H}}^H \hat{\mathbf{H}})^{-1} \boldsymbol{\Sigma}. \quad (12)$$

In the above ZF precoding design, $\boldsymbol{\Sigma} = \text{diag}\{\omega_1, \dots, \omega_U\}$ is the power scaling matrix, where $\omega_u = \frac{\sqrt{P_u}}{\sqrt{\mathbb{E}\{\|\bar{\mathbf{w}}_u\|^2\}}}$, $\bar{\mathbf{W}} = \hat{\mathbf{H}} (\hat{\mathbf{H}}^H \hat{\mathbf{H}})^{-1}$ and P_u is the transmit power allocated to User u . Based on this precoding, the received signal of User u can be rewritten as

$$y_u = \omega_u s_u + \sum_{v=1}^U \sum_{b=1}^B \tilde{\mathbf{h}}_{b,v}^H \mathbf{w}_{b,v} s_v + n_u, \quad (13)$$

where $\tilde{\mathbf{h}}_{b,u} = \mathbf{h}_{b,u} - \hat{\mathbf{h}}_{b,u}$ is the vector of the CSI error. By exploiting the capacity bound of the fading channel with side information [30, Sec. 2.3], the downlink achievable rate of User u can be expressed as

$$R_u = \log_2 \left(1 + \frac{\frac{P_u}{\mathbb{E}\{\|\bar{\mathbf{w}}_u\|^2\}}}{\sum_{v=1}^U \mathbb{E}\left\{\left|\sum_{b=1}^B \tilde{\mathbf{h}}_{b,v}^H \mathbf{w}_{b,v}\right|^2\right\} + \sigma_n^2} \right), \quad (14)$$

where $\frac{P_u}{\mathbb{E}\{\|\bar{\mathbf{w}}_u\|^2\}}$ represents the desired signal power, and $\sum_{v=1}^U \mathbb{E}\left\{\left|\sum_{b=1}^B \tilde{\mathbf{h}}_{b,v}^H \mathbf{w}_{b,v}\right|^2\right\}$ indicates the beamforming uncertainty power [28] due to the ZF precoding with recovered CSI. And the sum-rate can be expressed as

$$R_{\text{sum}} = \sum_{u=1}^U R_u. \quad (15)$$

III. SUM-RATE ANALYSIS

In this section, we derive an analytical expression of R_{sum} , which is needed for the port selection optimization and the performance evaluation.

Denote $\tilde{\mathbf{h}}_{b,u} = \mathbf{A}_{b,u}^H \check{\mathbf{h}}_{\Lambda_{b,u}} = [\tilde{h}_{b,u,1}, \dots, \tilde{h}_{b,u,M}]^T$ as the CSI error vector of overall port coefficients of BS b for User u , and denote $\hat{\mathbf{h}}_{b,u} = \mathbf{A}_{b,u}^H \hat{\mathbf{h}}_{\Lambda_{b,u}} = [\hat{h}_{b,u,1}, \dots, \hat{h}_{b,u,M}]^T$ as the recovered CSI vector of overall port coefficients of BS b for User u . Therefore, the reconstructed CSI at the BS is

$$\hat{\mathbf{h}}_{b,u} = \sqrt{M} \mathbf{F}_{\Lambda_{b,u}} \mathbf{B}_{\Lambda_{b,u}} \hat{\mathbf{h}}_{b,u} \quad (16)$$

for the channel vector from BS b to User u .

From Eq. (1) and Eq. (16), the vector of the CSI error can then be expressed as

$$\tilde{\mathbf{h}}_{b,u} = \sqrt{M} \mathbf{F}_{\Lambda_{b,u}}^C \mathbf{B}_{\Lambda_{b,u}}^C \bar{\mathbf{h}}_{b,u} + \sqrt{M} \mathbf{F}_{\Lambda_{b,u}} \mathbf{B}_{\Lambda_{b,u}} \check{\mathbf{h}}_{b,u}. \quad (17)$$

Define $\tilde{\mathbf{h}}_u = [\tilde{\mathbf{h}}_{1,u}^T, \dots, \tilde{\mathbf{h}}_{B,u}^T]^T$. For the interference power term in Eq. (14), we have

$$\begin{aligned} \mathbb{E} \left\{ \left| \sum_{b=1}^B \tilde{\mathbf{h}}_{b,u}^H \mathbf{w}_{b,v} \right|^2 \right\} &\stackrel{(a)}{=} \mathbb{E} \left\{ |\tilde{\mathbf{h}}_u^H \mathbf{w}_v|^2 \right\}, \\ &\stackrel{(b)}{=} \frac{\mathbb{E} \left\{ |\tilde{\mathbf{h}}_u^H \tilde{\mathbf{w}}_v|^2 \right\}}{\mathbb{E} \left\{ \|\tilde{\mathbf{w}}_v\|^2 \right\}} P_v \end{aligned} \quad (18)$$

for $v \in \mathbb{U}$, where (a) follows from $\sum_{b=1}^B \tilde{\mathbf{h}}_{b,u}^H \mathbf{w}_{b,v} = \tilde{\mathbf{h}}_u^H \mathbf{w}_v$ and (b) is from $\mathbf{w}_v = \frac{\sqrt{P_v} \tilde{\mathbf{w}}_v}{\sqrt{\mathbb{E}\{\|\tilde{\mathbf{w}}_v\|^2\}}}$. Therefore, to derive R_{sum} , we need to derive $\mathbb{E} \left\{ \|\tilde{\mathbf{w}}_u\|^2 \right\}$ and $\mathbb{E} \left\{ |\tilde{\mathbf{h}}_u^H \tilde{\mathbf{w}}_v|^2 \right\}$.

Lemma 1. $\hat{\mathbf{H}}^H \hat{\mathbf{H}}$ is a diagonal matrix and its u -th diagonal entry is

$$\left[\hat{\mathbf{H}}^H \hat{\mathbf{H}} \right]_{u,u} = M \sum_{b=1}^B \hat{\mathbf{h}}_{b,u}^H \mathbf{B}_{\Lambda_{b,u}}^H \mathbf{B}_{\Lambda_{b,u}} \hat{\mathbf{h}}_{b,u}, \forall u \in \mathbb{U}, \quad (19)$$

if no two users can share the same port from the same BS.

Proof. According to the definition of $\hat{\mathbf{H}}$, we have

$$\left[\hat{\mathbf{H}}^H \hat{\mathbf{H}} \right]_{u,v} = \sum_{b=1}^B \hat{\mathbf{h}}_{b,u}^H \hat{\mathbf{h}}_{b,v}, \forall u, v \in \mathbb{U}. \quad (20)$$

From Eq. (16),

$$\hat{\mathbf{h}}_{b,u}^H \hat{\mathbf{h}}_{b,v} = M \hat{\mathbf{h}}_{b,u}^H \mathbf{B}_{\Lambda_{b,u}}^H \mathbf{F}_{\Lambda_{b,u}}^H \mathbf{F}_{\Lambda_{b,v}} \mathbf{B}_{\Lambda_{b,v}} \hat{\mathbf{h}}_{b,v}. \quad (21)$$

Since $\Lambda_{b,u} \cap \Lambda_{b,v} = \emptyset, \forall u \neq v \in \mathbb{U}$, we have

$$\mathbf{F}_{\Lambda_{b,u}}^H \mathbf{F}_{\Lambda_{b,v}} = \begin{cases} \mathbf{I}_{|\Lambda_{b,u}|}, & \text{if } u = v \\ \mathbf{0}, & \text{if } u \neq v \end{cases}. \quad (22)$$

This leads to Eq. (19) and the conclusion that $\hat{\mathbf{H}}^H \hat{\mathbf{H}}$ is a diagonal matrix. \square

Lemma 1 shows that via allocating each BS port to at most one user, i.e., for each $b \in \mathbb{B}$, the sets $\Lambda_{b,1}, \dots, \Lambda_{b,U}$ are mutually exclusive, the acquired multiple-BS channel vectors for the users $\hat{\mathbf{h}}_u$'s become orthogonal to each other. For the subsequent sum-rate analysis and port selection scheme, we consider this constraint $\Lambda_{b,u} \cap \Lambda_{b,v} = \emptyset, \forall u \neq v \in \mathbb{U}$ ².

From $\|\tilde{\mathbf{w}}_u\|^2 = [\tilde{\mathbf{W}}^H \tilde{\mathbf{W}}]_{u,u}$ we have

$$\|\tilde{\mathbf{w}}_u\|^2 = \left[\left(\hat{\mathbf{H}}^H \hat{\mathbf{H}} \right)^{-1} \right]_{u,u}. \quad (23)$$

Based on Lemma 1, this gives the following result:

$$\|\tilde{\mathbf{w}}_u\|^2 = \frac{1}{M} \left(\sum_{b=1}^B \sum_{k \in \Lambda_{b,u}} \bar{\beta}_{b,u,k} \left| \hat{h}_{b,u,k} \right|^2 \right)^{-1}. \quad (24)$$

²With a large number of antennas at the BS, the probability of overlapping between the strongest ports of different users tends to be small. By avoiding beam collisions, it is possible to select the strongest ports for users with the guarantee of inter-user channel orthogonality [31, Sec. V-B].

Define $\mathbf{B}_{\Lambda_u} = \text{blk}[\mathbf{B}_{\Lambda_{1,u}}, \dots, \mathbf{B}_{\Lambda_{B,u}}]$, $\hat{\mathbf{R}}_{\Lambda_u} = \mathbf{R}_{\Lambda_u} - \tilde{\mathbf{R}}_{\Lambda_u} = (1 - \varepsilon^2) \mathbf{R}_{\Lambda_u}$, and we provide an exact analytical expression of $\mathbb{E} \left\{ \|\tilde{\mathbf{w}}_u\|^2 \right\}$ in the following Lemma 2.

Lemma 2. Define

$$\mathbf{S}_u \triangleq (1 - \varepsilon^2) \mathbf{R}_{\Lambda_u}^{1/2} \mathbf{B}_{\Lambda_u} \mathbf{B}_{\Lambda_u}^H \mathbf{R}_{\Lambda_u}^{1/2}. \quad (25)$$

Denote the rank of \mathbf{S}_u as ρ_u and denote the positive eigenvalues of \mathbf{S}_u as $\lambda_{u,1}, \dots, \lambda_{u,\rho_u}$. Given any port selection $\Lambda_{b,u}$'s, the average port power $\bar{\beta}_{b,u,l}$'s, and the port coefficient correlation $\rho_{u,b,b'}^{l,l'}$'s, $\forall u \in \mathbb{U}, b, b' \in \mathbb{B}, l \in \Lambda_{b,u}, l' \in \Lambda_{b',u}$, for $\rho_u > 1$, we have

$$\mathbb{E} \left\{ \|\tilde{\mathbf{w}}_u\|^2 \right\} = \frac{1}{M} \sum_{k=0}^{\infty} \frac{\alpha_{u,k}}{2\beta_u (\rho_u + k - 1)} \quad (26)$$

for $u \in \mathbb{U}$, where

$$\begin{aligned} \beta_u &= \frac{\rho_u}{2 \sum_{j=1}^{\rho_u} \lambda_{u,j}^{-1}}, & \alpha_{u,0} &= \prod_{j=1}^{\rho_u} \frac{2\beta_u}{\lambda_{u,j}}, \\ b_{u,k} &= 2 \sum_{j=1}^{\rho_u} \left(1 - \frac{2\beta_u}{\lambda_{u,j}} \right)^k, & \alpha_{u,k} &= \frac{1}{2k} \sum_{r=0}^{k-1} b_{u,k-r} \alpha_{u,r}, \forall k \geq 1. \end{aligned} \quad (27)$$

Proof. See Appendix A. \square

Next, we deal with $\mathbb{E} \left\{ |\tilde{\mathbf{h}}_u^H \tilde{\mathbf{w}}_v|^2 \right\}$. Define $\mathbf{B}_{\Lambda_u}^u = \text{blk}[\mathbf{A}_{1,v} \mathbf{B}_{1,u}, \dots, \mathbf{A}_{B,v} \mathbf{B}_{B,u}]$. An approximate closed-form expression of $\mathbb{E} \left\{ |\tilde{\mathbf{h}}_u^H \tilde{\mathbf{w}}_v|^2 \right\}$ is given in Lemma 3.

Lemma 3. Define

$$\mathbf{S}_{u,v} \triangleq (1 - \varepsilon^2) \mathbf{R}_{\Lambda_v}^{1/2} \mathbf{B}_{\Lambda_v}^u \mathbf{B}_{\Lambda_v}^{u,H} \bar{\mathbf{R}}_{\Lambda_v}^u \mathbf{B}_{\Lambda_v} \mathbf{B}_{\Lambda_v}^H \mathbf{R}_{\Lambda_v}^{1/2}, \quad (28)$$

where

$$\bar{\mathbf{R}}_{\Lambda_v}^u \triangleq \begin{cases} \varepsilon^2 \mathbf{R}_{\Lambda_u}, & \text{if } u = v \\ \mathbf{I}_{K_v}, & \text{if } u \neq v \end{cases}. \quad (29)$$

Given any port selection $\Lambda_{b,u}$'s, the average port power $\bar{\beta}_{b,u,l}$'s, and the port coefficient correlation $\rho_{u,b,b'}^{l,l'}$'s, $\forall u \in \mathbb{U}, b, b' \in \mathbb{B}, l \in \Lambda_{b,u}, l' \in \Lambda_{b',u}$, for $\rho_v > 2$, we have

$$\mathbb{E} \left\{ |\tilde{\mathbf{h}}_u^H \tilde{\mathbf{w}}_v|^2 \right\} \approx \frac{\text{tr}(\mathbf{S}_{u,v})}{|\text{tr}(\mathbf{S}_v)|^2 + \|\mathbf{S}_v\|_F^2} + \delta_{u,v} \eta_v, \quad (30)$$

where $\delta_{u,v}$ is shown as Eq. (31) at the bottom of the next page, and

$$\eta_v = \frac{1}{M^2} \sum_{k=0}^{\infty} \frac{\alpha_{v,k}}{(2\beta_v)^2 (\rho_v + k - 1) (\rho_v + k - 2)}, \text{ for } \rho_v > 2. \quad (32)$$

with $\alpha_{v,k}, \beta_v$ and ρ_v being defined in Eq. (27).

Proof. See Appendix B. \square

Theorem 1. Given any port selection $\Lambda_{b,u}$'s, the average port power $\bar{\beta}_{b,u,l}$'s, and the port coefficient correlation $\rho_{u,b,b'}^{l,l'}$'s, $\forall u \in \mathbb{U}, b, b' \in \mathbb{B}, l \in \Lambda_{b,u}, l' \in \Lambda_{b',u}$, for $\rho_v > 2$, the downlink achievable rate of user u has the approximation as shown in Eq. (33) at the bottom of the next page, where $\mu_v = \sum_{k=0}^{\infty} \frac{\alpha_{v,k}}{2\beta_v (\rho_v + k - 1)}$.

Proof. Via substituting Eq. (26) and Eq. (30) into Eq. (14), Eq. (33) is readily obtained. \square

The closed-form expression in Eq. (33) allows efficient evaluation of the system sum-rate R_{sum} given arbitrary transmit power P_u 's, the average channel power in different port directions, and the correlation among different port coefficients.

The computational complexity involved in the sum-rate calculation using Eq. (33) is analyzed as follows. The complexity using eigen-decomposition of \mathbf{S}_v is typically on the order of $\mathcal{O}(K_v^3)$. The computation of $\delta_{u,v}$ has a complexity of the order $\mathcal{O}(K_v^2)$. For the computation of η_v , a truncated summation of the first L_μ terms can be employed, along with the normalization of $\alpha_{v,k}$'s. The additional complexity required for η_v is on the order of $\mathcal{O}(L_\mu^2)$. The complexity for the computation of μ_v is the same as that of η_v . For the special case that the total number of ports allocated to each user is the same, i.e., $K_v = P$, $\forall v \in \mathbb{U}$, to calculate the achievable rate using Eq. (33), the computational complexity has the order of $\mathcal{O}(UP^3) + \mathcal{O}(UL_\mu^2)$. The complexity of calculating the system sum-rate is thus $\mathcal{O}(U^2P^3) + \mathcal{O}(UL_\mu^2)$.

IV. PORT SELECTION DESIGN SCHEMES

With the derived analytical sum-rate expression given in Eq. (33), the port selection optimization problem can be formulated as

$$\begin{aligned} & \max_{\{\Lambda_{b,u}, b \in \mathbb{B}, u \in \mathbb{U}\}} R_{\text{sum}} \\ & \text{s.t. } \sum_{b=1}^B |\Lambda_{b,u}| \leq N_u, \forall u \in \mathbb{U}, \\ & \quad \Lambda_{b,u} \cap \Lambda_{b,u'} = \emptyset, \forall b \in \mathbb{B} \ \& \ u \neq u' \in \mathbb{U}, \end{aligned} \quad (34)$$

where in the first constraint N_u is the maximum number of ports that User u can be assigned, and in the second constraint no two users can share the same port from the same BS.

A. Greedy-Search-Type Port Selection

One way to find the optimal solution to the port selection problem presented in Eq. (34) is the exhaustive search but with a prohibitively high computational cost. In this work, we propose an alternative approach, namely the GS-JPS algorithm, which can be used to find a feasible suboptimal solution.

The proposed port selection is shown in Algorithm 1, which contains N_{rand} rounds of port selection and update. For the n -th round, first, a random initialization is conducted to determine the user order for port selection, i.e., $\mathbf{v} = \text{randperm}(U)$. Then,

Algorithm 1: Greedy-Search Based Joint Port Selection (GS-JPS)

Input: $\bar{\beta}_{b,u,m}$'s, \mathbf{R}_u 's, P_u 's, σ_n^2 , N_{rand} , $|\Lambda_{b,u}|$'s, $R_{\text{sum}} = 0$.

Output: $\Lambda_{b,u}^*$'s.

```

1 for  $n = 1, \dots, N_{\text{rand}}$  do
2   Initialization:  $\mathbf{v} = \text{randperm}(U)$ .  $\Lambda_b = \emptyset$ ,
    $\Lambda_b^C = \mathbb{M} - \Lambda_b, \forall b \in \mathbb{B}$ ;
3   for  $u = 1, \dots, U$  do
4     Obtain indices of  $|\Lambda_{b,v_u}|$  strongest ports among
      $\Lambda_b^C$  to form  $\Lambda_{b,v_u}, \forall b \in \mathbb{B}$ ;
5      $\Lambda_b = \Lambda_b \cup \Lambda_{b,v_u}, \Lambda_b^C = \mathbb{M} - \Lambda_b, \forall b \in \mathbb{B}$ ;
6   end
7   Calculate  $R_u^{(n)}$ 's and  $R_{\text{sum}}^{(n)}$  using Eq. (33);
8   Obtain  $\bar{v}$  satisfying  $R_{\bar{v}_1}^{(n)} \geq R_{\bar{v}_2}^{(n)} \dots \geq R_{\bar{v}_U}^{(n)}$ ;
9   for  $u = 1, \dots, U$  do
10    Calculate  $\mathbf{b}$  for user  $\bar{v}_u$  satisfying
     $\sum_{m=1}^M \bar{\beta}_{b_1, \bar{v}_u, m} \geq \dots \geq \sum_{m=1}^M \bar{\beta}_{b_B, \bar{v}_u, m}$ ;
11    for  $i = 1, \dots, B$  do
12      Put elements of  $\Lambda_{b_i, \bar{v}_u}$  with decreasing port
      average power into the vector  $\bar{\mathbf{p}}$ ;
13      for  $m = 1, \dots, |\Lambda_{b_i, \bar{v}_u}|$  do
14        Replace port  $\bar{p}_m$  with port  $l$  and
        calculate  $R_{\text{sum}, l}, \forall l \in \Lambda_{b_i}^C$ ;
15         $l^* = \arg \max_{l \in \Lambda_{b_i}^C} \{R_{\text{sum}, l}\}$ ;
16        if  $R_{\text{sum}, l^*} > R_{\text{sum}}^{(n)}$  then
17          Conduct  $R_{\text{sum}}^{(n)} \leftarrow R_{\text{sum}, l^*}$ ;
18          Update
           $\Lambda_{b_i, \bar{v}_u} \leftarrow (\Lambda_{b_i, \bar{v}_u} - \{\bar{p}_m\}) \cup \{l^*\}$ 
          and  $\Lambda_{b_i}^C \leftarrow (\Lambda_{b_i}^C - \{l^*\}) \cup \{\bar{p}_m\}$ ;
19        end
20      end
21    end
22  end
23  if  $R_{\text{sum}}^{(n)} > R_{\text{sum}}$  then
24    Conduct  $R_{\text{sum}} \leftarrow R_{\text{sum}}^{(n)}$ ;
25    Update  $\Lambda_{b,u}^* = \Lambda_{b,u}, \forall u \in \mathbb{U}, b \in \mathbb{B}$ ;
26  end
27 end

```

the CU selects ports for users $v_u, u = 1, \dots, U$ in turn, where v_u is the u -th element of the vector \mathbf{v} . Specifically, the CU

$$\delta_{u,v} = \begin{cases} M^2 \sum_{b'=1}^B \sum_{b \neq b'}^B \sum_{l \in \Lambda_{b,u}} \sum_{l' \in \Lambda_{b',u}} \varepsilon^2 (1 - \varepsilon^2) \rho_{u,b,b'}^{l,l'} \bar{\beta}_{b,u,l} \bar{\beta}_{b',u,l'}, & \text{if } v = u \\ M^2 \sum_{b'=1}^B \sum_{b \neq b'}^B \sum_{l \in \Lambda_{b,v}} \sum_{l' \in \Lambda_{b',v}} (1 - \varepsilon^2) \rho_{u,b,b'}^{l,l'} \rho_{v,b,b'}^{l,l'} \sqrt{\bar{\beta}_{b,v,l} \bar{\beta}_{b,u,l} \bar{\beta}_{b',v,l'} \bar{\beta}_{b',u,l'}}, & \text{if } v \neq u. \end{cases} \quad (31)$$

$$R_u \approx \log_2 \left(1 + \frac{P_u}{\mu_u} \left(\sum_{v=1}^U \frac{P_v}{\mu_v} \left(\frac{\text{tr}(\mathbf{S}_{u,v})}{|\text{tr}(\mathbf{S}_v)|^2 + \|\mathbf{S}_v\|_F^2} + \delta_{u,v} \eta_v \right) + M \sigma_n^2 \right)^{-1} \right). \quad (33)$$

selects for User v_1 the $|\Lambda_{b,v_1}|$ ports of BS b with the highest average power, and the remaining set of unselected ports of BS b is $\Lambda_b^C = \mathbb{M} - \Lambda_{b,v_1}$. Then for User v_2 , the CU selects $|\Lambda_{b,v_2}|$ ports of BS b with the highest average power from Λ_b^C , and the remaining set of unselected ports of BS b becomes $\Lambda_b^C = \Lambda_b^C - \Lambda_{b,v_2}$. This process is repeated until the port selection for User v_U is finished. After the initial port selection, the per-user rate, denoted as $R_u^{(n)}$, $u = 1, \dots, U$ and the sum-rate $R_{\text{sum}}^{(n)}$ are calculated from Eq. (33). Then we order the users in the descending order of their individual rates to obtain \bar{v} satisfying

$$R_{\bar{v}_1}^{(n)} \geq R_{\bar{v}_2}^{(n)} \dots \geq R_{\bar{v}_U}^{(n)}. \quad (35)$$

For each user \bar{v}_u , $u = 1, \dots, U$, we find the order of the BSs \mathbf{b} satisfying

$$\sum_{m=1}^M \bar{\beta}_{b_1, \bar{v}_u, m} \geq \sum_{m=1}^M \bar{\beta}_{b_2, \bar{v}_u, m} \dots \geq \sum_{m=1}^M \bar{\beta}_{b_B, \bar{v}_u, m}, \quad (36)$$

and for given user \bar{v}_u , $u = 1, \dots, U$ and BS b_i , $i = 1, \dots, B$, we order the ports in Λ_{b_i, \bar{v}_u} in the decreasing order of the port average power. Sequentially based on the ordering, each port in Λ_{b_i, \bar{v}_u} is replaced by each port in $\Lambda_{b_i}^C$. The sum-rate resulting from the substitution with port l is recorded as $R_{\text{sum}, l}$, and l^* denotes the replacement port that results in the highest sum-rate. If $R_{\text{sum}, l^*} > R_{\text{sum}}^{(n)}$, we update Λ_{b_i, \bar{v}_u} , $\Lambda_{b_i}^C$ and $R_{\text{sum}}^{(n)} = R_{\text{sum}, l^*}$. After N_{rand} rounds of port selection initialization and update, the port selection with the highest sum-rate is adopted as the algorithm output.

For the updating of port selection, it is critical to determine the order and condition under which an update is to be made. Since the optimization problem aims to maximize the sum rate, we first use Eq. (35) to obtain the order of users for port selection updating, giving the user with a higher rate a higher update priority. Then, the order of the BSs is determined according to Eq. (36) where the BS with higher total port energy has a higher priority since it provides the most useful signal power for the given user with high probability. In addition, for the given user and BS, the port with higher average energy also has a greater impact on the user rate and needs to be prioritized for updating. Under the aforementioned ordering and updating strategy, the GS-JPS algorithm can update the port selection in a greedy but relatively efficient manner.

For the computational complexity analysis of the proposed GS-JPS algorithm, we illustrate the special case that each BS assigns the same number of ports to each user, i.e., $|\Lambda_{b,v}| = T$, $\forall b \in \mathbb{B}, \forall v \in \mathbb{U}$. For one round of iteration, the algorithm needs to sort the users, BSs, and ports with the complexity of $\mathcal{O}(U^2 + UB^2 + UBT^2)$. Additionally, the calculation of the sum-rate takes $1 + UBT(M - UT)$ times each with the complexity of $\mathcal{O}(U^2 B^3 T^3 + UL_\mu^2)$. Therefore, the total computational complexity of the algorithm with N_{rand} rounds of iteration is $\mathcal{O}(N_{\text{rand}} U^2 BT(M - UT)(UB^3 T^3 + L_\mu^2))$ ³. The statistical SLNR maximizing port selection (SLNR-PS) scheme

³Note that the joint port selection algorithm is executed once in one channel statistical coherence duration, i.e., no additional computational complexity is introduced for the majority of channel coherence time slots contained in a channel statistical coherence duration.

proposed in [16] also enables joint port selection with the computational complexity of $\mathcal{O}(U^2 M^2 B^3 (M + UL)(T^3 + L^3))$. With the increase of the number of BS antennas M , our proposed algorithm can obtain port selection results with lower complexity compared to SLNR-PS.

B. DL-Assisted Fast Port Selection

In cell-free massive MIMO systems, the complexity of the GS-JPS algorithm proposed in Section IV-A becomes prohibitive for scenarios with a large number of antennas and users. Moreover, when dealing with rapidly changing channel statistics, this issue becomes even more pressing. Therefore, we further propose the DL-JPS scheme in the following where a deep neural network (DNN) is used to simulate the decision mechanism of the GS-JPS algorithm and realize fast online port selection.

The DNN is trained in a supervised way to learn the mapping from the normalized port average power to the port selection labels provided by the proposed GS-JPS algorithm. We formulate the port selection as a classification problem. Specifically, the average port power of User u corresponding to BS b is denoted as $\bar{\beta}_{b,u} = [\bar{\beta}_{b,u,1}, \dots, \bar{\beta}_{b,u,M}]^T \in \mathbb{R}^{M \times 1}$. Then, $\bar{\beta} = [\bar{\beta}_1, \dots, \bar{\beta}_U] \in \mathbb{R}^{BM \times U}$ is the DNN input with $\bar{\beta}_u = [\bar{\beta}_{1,u}^T, \dots, \bar{\beta}_{B,u}^T]^T \in \mathbb{R}^{BM \times 1}$. As shown in Fig. 2, to efficiently represent the selected ports of all collaborative BSs for all serving users, the $M \times B \times U$ -dimensional output of the DNN is divided into $U \times B$ blocks. For the (u, b) -th block, $\forall u \in \mathbb{U}, \forall b \in \mathbb{B}$, M logistic activation function-based binary classifiers are adopted to determine whether each port is selected by BS b for User u . Given the output of the (u, b) -th block classifier, i.e., $\hat{\mathbf{p}}_{b,u} = [\hat{p}_{b,u,1}, \dots, \hat{p}_{b,u,M}]$, the indices of selected ports are determined, i.e., $\hat{\Lambda}_{b,u} = f_{\text{find}}^{|\Lambda_{b,u}|}(\hat{\mathbf{p}}_{b,u})$, where the function $f_{\text{find}}^{|\Lambda_{b,u}|}(\cdot)$ outputs the set of subscripts of the top $|\Lambda_{b,u}|$ maximums in the input vector. The cross entropy error (CEE) is used as the loss function, i.e.,

$$L_{\text{loss}} = - \sum_{b=1}^B \sum_{u=1}^U \sum_{m=1}^M p_{b,u,m} \log \hat{p}_{b,u,m} + (1 - p_{b,u,m}) \log(1 - \hat{p}_{b,u,m}), \quad (37)$$

where $p_{b,u,m}$ is the label with its value being 1 if the m -th port is selected by BS b for User u , i.e., $m \in \Lambda_{b,u}$, and 0 otherwise.

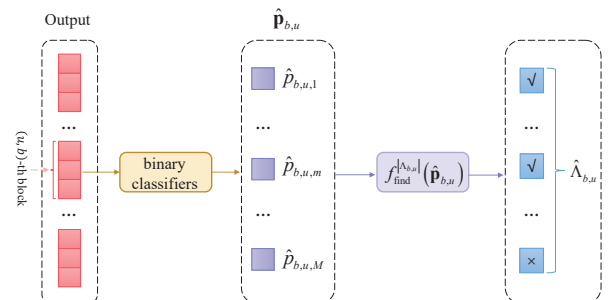


Fig. 2. The structure of the DNN output layer.

V. SIMULATION AND DISCUSSION

In this section, numerical results are provided to demonstrate the performance of the proposed GS-JPS, DL-JPS, and EDT-based feedback algorithms. For comparison, we employ the SLNR-PS scheme and the maximum magnitude selection scheme (MM-S) [32] as the baselines.

A. Simulation Setup

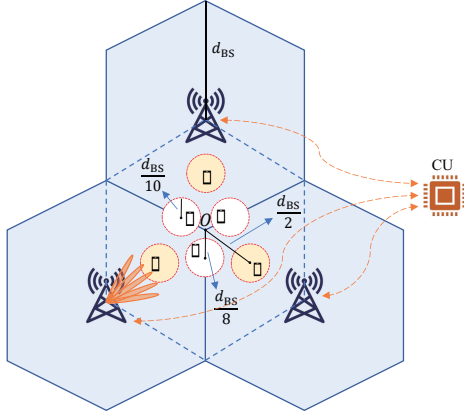


Fig. 3. Schematic diagram of simulation scenario.

Our simulations focus on a cell-free massive MIMO system operating in the Urban Microcell scenarios with $B = 3$ BSs equipped with $M = 64$ antennas individually. As shown in Fig. 3, the polar coordinate of the center point O is $(0, 0)$, and the adjacent service areas of the BSs are connected to form a hexagonal region with inter-site spacing $d_{BS} = 250$ m. $U = 6$ users are served by the BSs via the collaborative transmission among which 3 are inter-cell users and 3 are cell-edge users. To model the users' random location in small local areas, each user location is generated following a uniform distribution on a circle with radius $r_0 = d_{BS}/10$. The centers of the circles for the intra-cell users and the cell-edge users are set as $(d_{BS}/2, -\pi/6 + 2(b-1)\pi/3)$, and $(d_{BS}/8, \pi/6 + 2(b-1)\pi/3)$, $b \in \mathbb{B}$, respectively. The coefficient $\bar{\beta}_{b,u,m}$ of each path/port in the adopted channel model in Eq. (1) satisfies $\sum_{m=1}^M \bar{\beta}_{b,u,m} = \bar{\beta}_{b,u}$, where the channel power angular spectrum over different ports follows the truncated Laplacian distribution [33]. $\bar{\beta}_{b,u}$ can be expressed as

$$\bar{\beta}_{b,u}[\text{dB}] = -28 - 20 \log_{10}(f_0) - 22 \log_{10}(d_{b,u})[\text{dB}], \quad (38)$$

where $f_0 = 2.1$ GHz is the downlink transmission frequency, and $d_{b,u}$ (in meter) denotes the distance between User u and BS b . The strategy of equal power allocation among users is adopted under the single-BS power constraint. The maximum power of one BS is P_{tx} , and the system SNR is defined

as $\text{SNR} = P_{tx} \bar{\beta} / \sigma_n^2$ with $\bar{\beta} = \min_{b \in \mathbb{B}, u \in \mathbb{U}} \{\bar{\beta}_{b,u}\}$ being the largest path loss of BS-user link and $\sigma_n^2 = 1$ for noise power normalization. For example, for $\text{SNR} = 15$ dB, $P_{tx} = 95$ dB if $\bar{\beta} = -80$ dB.

Denote the port with non-zero average power as the effective channel port. The effective channel ports in Eq. (1) are evenly distributed on both sides of the line-of-sight (LoS) path between the BS and the user, and the number of effective ports is $L = 20$ for typical angular spread (AS) value of $AS = 18^\circ$. For the modeling of the port-domain correlation matrix, we assume the matrix for User u has the following form

$$\mathbf{R}_u = \begin{bmatrix} \mathbf{R}_{u,1,1} & \cdots & \mathbf{R}_{u,1,B} \\ \vdots & \ddots & \vdots \\ \mathbf{R}_{u,B,1} & \cdots & \mathbf{R}_{u,B,B} \end{bmatrix}, \quad (39)$$

where $\mathbf{R}_{u,b,b'}$ denotes the mutual covariance matrix of $\bar{\mathbf{h}}_{b,u}$ and $\bar{\mathbf{h}}_{b',u}$. The exponential correlation model [34], [35] is considered for the covariance matrix of the same BS, i.e.,

$$[\mathbf{R}_{u,b,b'}]_{l,l'} = \begin{cases} \rho_s^{|l-l'|}, & \text{if } l, l' \text{ are effective ports} \\ 0, & \text{otherwise} \end{cases}, \quad (40)$$

where ρ_s is the correlation coefficient of neighboring ports, which satisfying $|\rho_s| \leq 1$. For the different ports from different BSs, we assume that there is at most one non-zero entry in $\rho_{u,b,b'}^{l,l'}$'s for all $l' \in \mathbb{M}$ with given $l \in \mathbb{M}$. For simplicity, we assume that the first L_0 effective ports of User u at each BS are with inter-BS correlation, and the correlation coefficient $\rho_{u,b,b'}^{l,l'}$ is set to ρ_c . For example, if the indices of L consecutive effective ports from BS b and $b' \neq b$ to User u are $\{p_b, \dots, L + p_b\}$ and $\{p_{b'}, \dots, L + p_{b'}\}$, respectively, we have $\mathbf{R}_{u,b,b'}$ as shown in Eq. (41) at the bottom of this page. In addition, we set $K_u = P$, $\forall u \in \mathbb{U}$ in the proposed GS-JPS method. And the constraint of no port sharing between users is considered.

The DNN architecture for the proposed DL-JPS algorithm is shown in Fig. 4. It consists of 3 convolutional layers (kernel size: 3×3), 1 reconstruction layer and 3 fully connected layers. The number of kernels for 3 convolutional layers is 16, 16, and 8, respectively. The reconstruction layer reorganizes the convolved structure into a 1-dimensional form to facilitate subsequent network processing. The following 3 fully connected layers are with 1024 Relu neurons, 1024 Relu neurons, and $U \times B \times M$ Sigmoid neurons, respectively. In addition, batch normalization (BN) and the adaptive moment estimation optimizer (Adam) are adopted with a learning rate of 0.001 and a dropout loss rate of 0.2. Our training dataset comprises 9000 samples. The ratio of the training set size to the testing one is 4. We use the small batch training scheme with a batch size of 50 and set the number of training epochs between 50 and 100 depending on the convergence. The port-selection accuracy of the DL-JPS algorithm is calculated by averaging

$$\mathbf{R}_{u,b,b'} = \begin{bmatrix} \mathbf{0}_{(p_b-1) \times (p_{b'}-1)} & \mathbf{0}_{(p_b-1) \times L_0} & \mathbf{0}_{(p_b-1) \times (M-L_0-p_{b'}+1)} \\ \mathbf{0}_{L_0 \times (p_{b'}-1)} & \rho_c \mathbf{I}_{L_0 \times L_0} & \mathbf{0}_{L_0 \times (M-L_0-p_{b'}+1)} \\ \mathbf{0}_{(M-L_0-p_b+1) \times (p_{b'}-1)} & \mathbf{0}_{(M-L_0-p_b+1) \times L_0} & \mathbf{0}_{(M-L_0-p_b+1) \times (M-L_0-p_{b'}+1)} \end{bmatrix}, \text{ for } b' \neq b. \quad (41)$$

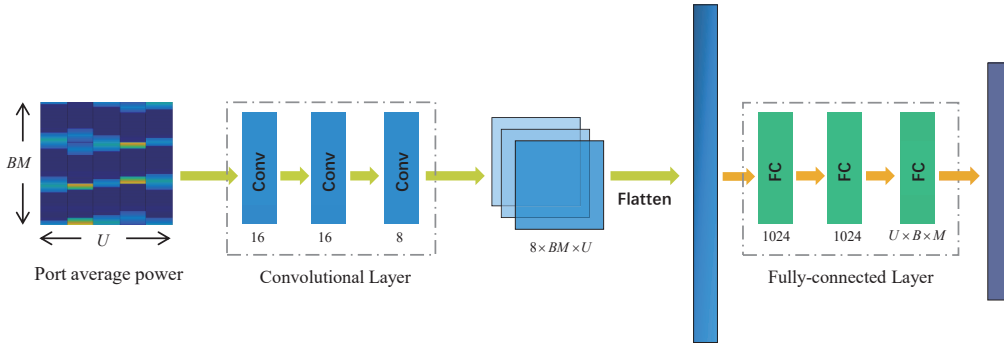


Fig. 4. The architecture of DL-assisted fast port selection network.

the correct port selection rate for all BS-user pairs over N testing samples, i.e.,

$$\eta = \frac{1}{UB} \sum_{u=1}^U \sum_{b=1}^B \left(\frac{1}{N} \sum_{n=1}^N \left| \frac{\Lambda_{b,u}^{n,*}}{\Lambda_{b,u}^n} \right| \right) \times 100\%, \quad (42)$$

where $\Lambda_{b,u}^{n,*} = \Lambda_{b,u}^n \cap \hat{\Lambda}_{b,u}^n$ with $\Lambda_{b,u}^n$ and $\hat{\Lambda}_{b,u}^n$ being the label port set and the output port set for the n -th sample.

B. Results and Discussions

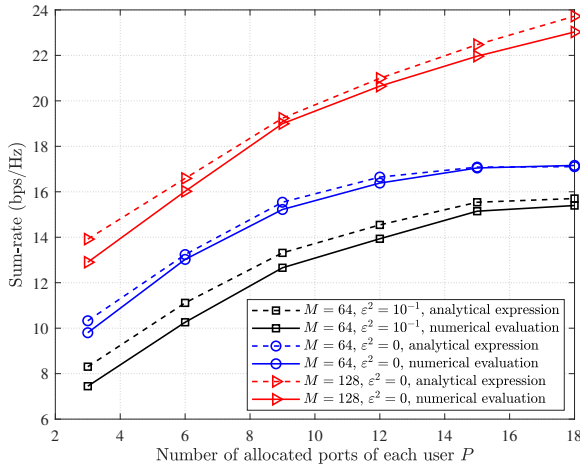


Fig. 5. Analytical and numerical sum-rate versus the number of allocated ports of each user P . $L = 20$, $L_0 = 4$, $\text{SNR} = 15$ dB, $\rho_s = 0$, $\rho_c = 1$.

Fig. 5 shows both the simulated and the analytical sum-rate results with the port selection resulted from performing Algorithm 1 where $N_{\text{rand}} = 100$ and $L_0 = 4$. It can be seen that either with perfect estimation and feedback or with estimation and quantized feedback error, the analytical results, calculated from Eq. (33), well match the simulated results in both cases with $M = 64$ and $M = 128$. To focus on the performance of the port selection feedback scheme, we omit the estimation and quantized feedback error of the port coefficients in the following.

Fig. 6 shows the sum-rate versus the number of allocated ports of each user P with different beam-domain channel correlation levels for $M = 64$, $L = 20$, $L_0 = 4$, and

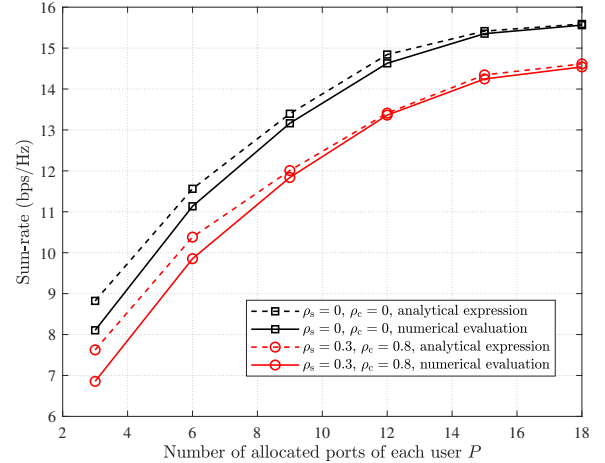


Fig. 6. Sum-rate versus the number of allocated ports of each user P with different port correlation levels. $M = 64$, $L = 20$, $L_0 = 4$, $\text{SNR} = 15$ dB.

$\text{SNR} = 15$ dB. This proves that the derived analytical expressions are applicable to different port correlation levels, especially for $P \geq 10$, where the analytical results remain in high coincidence with the numerical results. In addition, the port correlation of multiple BSs causes some degradation in the performance of the MIMO architecture. Specifically, when ρ_s increases to 0.3 for ports at the same BS and ρ_c increases to 0.8 for ports at different BSs, the system sum-rate decreases by more than 1 bps/Hz.

Fig. 7 shows the sum-rate performance of the proposed GS-JPS algorithm, the SLNR-PS scheme, and the MM-S scheme for different numbers of allocated ports. Two cases where $L = 20$ and $L = 12$ are considered, and the corresponding angular spreads are about $AS = 18^\circ$ and $AS = 10^\circ$, respectively. In Fig. 7(a) and Fig. 7(b), the SNR is set as 15 dB and -10 dB, respectively. It can be seen that larger L causes performance degradation to all schemes due to more severe conflicts of effective ports among users. By comparing Fig. 7(a) and Fig. 7(b), it can be concluded that the proposed GS-JPS scheme performs better in scenarios with large P and high SNR, referred to as the interference-limited scenario. Specially, as shown in Fig. 7(a), when $\text{SNR} = 15$ dB, the GS-JPS algorithm outperforms the SLNR-PS algorithm for $P \geq 9$ when $AS = 10^\circ$ and for $P \geq 6$ when $AS = 18^\circ$. For the case of $AS = 10^\circ$ and $P = 15$, the sum-rate of the GS-JPS algorithm is 22.6% higher than that of SLNR-PS and 34.0% higher than that of MM-S. In the noise-limited scenario as

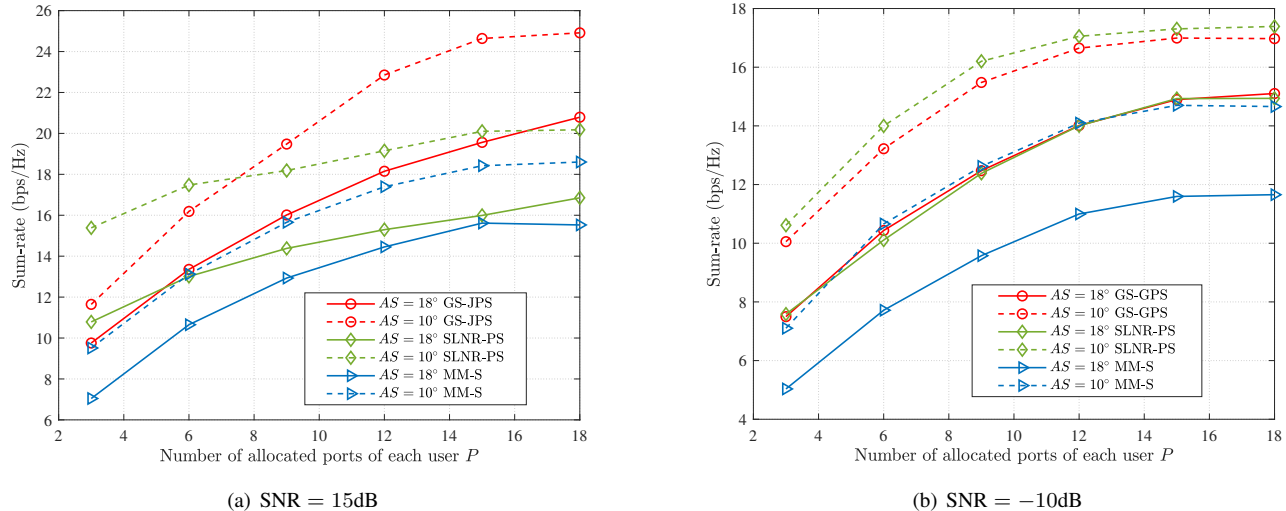


Fig. 7. Sum-rate of the GS-JPS scheme, the SLNR-PS scheme, and the MM-S scheme versus the number of allocated ports of each user P . $M = 64$, $L_0 = 4$, $\rho_s = 0$, $\rho_c = 1$.

shown in Fig. 7(b), i.e., $\text{SNR} = -10$ dB, the GS-JPS and the SLNR-PS have similar sum-rate, but the GS-JPS needs much less computational complexity than the SLNR-PS. For $AS = 10^\circ$ and $P = 18$, the GS-JPS algorithm outperforms the MM-S algorithm by about 18.6% in sum-rate and is slightly better than the SLNR-PS.

The performance gain of the GS-JPS scheme over the SLNR-PS scheme in the interference-limited scenario comes from 1) the ZF precoding adopted in the GS-JPS scheme performs better in sum-rate compared to the SLNR precoding for high SNR; 2) the GS-JPS provides more efficient port selection compared to the subtractive port selection in the SLNR-PS scheme, especially under the constraint of no port sharing between users.

Fig. 8 shows the sum rate of the three port-selection schemes versus the number of different effective ports L , where $M = 64$, $P = 12$, $L_0 = 4$, and $\text{SNR} = 15$ dB. With increasing L , the average power distribution of the ports is more dispersed, and the sum-rates of the GS-JPS scheme, the SLNR-PS scheme, and the MM-S scheme all decrease due to the increased overlap of effective distinguishable ports among users. In addition, the GS-JPS algorithm outperforms the other two schemes consistently with a sum-rate advantage of 4 bps/Hz. The reason for this performance gain has already been analyzed in the previous paragraph.

Next, we study the performance of port-selection-based CSI feedback and reconstruction scheme. Some compression methods are first explained. $\mathcal{S}1$ denotes the compression method according to Eq. (5), and for the method $\mathcal{S}2$, the largest $\lceil \frac{3P}{4} \rceil$ eigenvalues of \mathbf{R}_{Λ_u} and their corresponding eigenvectors are used to compress the port coefficients, i.e., $\mathbf{r}_{u,r} = \Sigma_{u,\mathcal{S}2}^{-1/2} \mathbf{U}_{u,\mathcal{S}2}^H \bar{\mathbf{h}}_{\Lambda_u}$, where $\Sigma_{u,\mathcal{S}2}$ contains the largest $\lceil \frac{3P}{4} \rceil$ eigenvalues of \mathbf{R}_{Λ_u} as its diagonal elements and $\mathbf{U}_{u,\mathcal{S}2}$ is composed of the corresponding eigenvectors of these eigenvalues. Further, scalar quantization is considered where 4 bits and 3 bits are used to represent the amplitude and

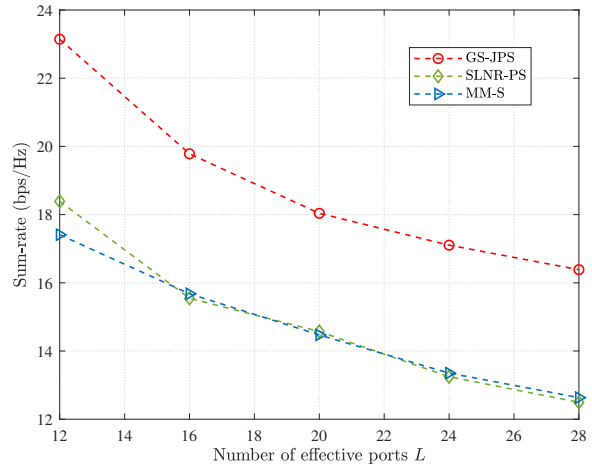
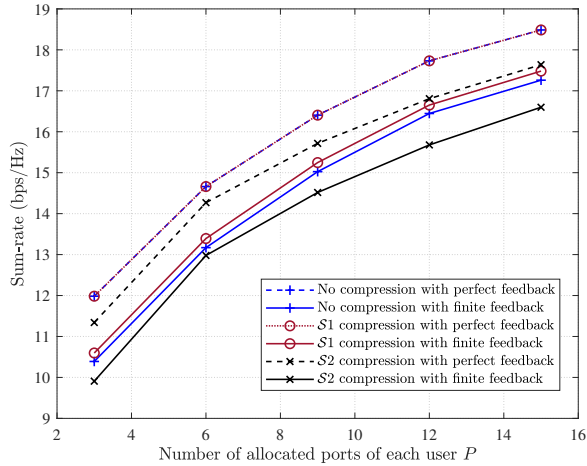


Fig. 8. Sum-rate of the GS-JPS scheme, the SLNR-PS scheme and the MM-S scheme versus the number of effective ports L . $M = 64$, $P = 12$, $L_0 = 4$, $\text{SNR} = 15$ dB, $\rho_s = 0$, $\rho_c = 1$.

the phase of each feedback coefficient, respectively. Denote $C_u = 7P$, $C_{1,u} = 7r_u$ and $C_{2,u} = 7 \lceil \frac{3P}{4} \rceil$ as the feedback overhead (bits) for no compression, compression using $\mathcal{S}1$ and $\mathcal{S}2$, respectively. Define $\text{CR}_1 = \sum_{u=1}^U C_{1,u} / \sum_{u=1}^U C_u$ as the average compression ratio for all users with $\mathcal{S}1$.

Fig. 9(a) plots the sum-rate under different compression strategies, with perfect and finite feedback denoting whether the CSI is quantized or not, respectively, and Fig. 9(b) shows the CCDF curves for CR_1 with $M = 64$, $L = 20$, $L_0 = 12$ and $\text{SNR} = 15$ dB. Fig. 9(a) shows that $\mathcal{S}2$ with perfect feedback reduces the overhead by about 25% while only losing 5% sum-rate. $\mathcal{S}1$ with perfect feedback, on the other hand, has negligible sum-rate performance loss, and the overhead is reduced by over 25% with a probability of 77% for $P = 15$. Notice that $\mathcal{S}1$ also performs better than the no-compression case in terms of sum-rate when finite feedback is considered. This is because the eigenvalues of port coefficient space are more suitable for scalar quantization due to their much lower



(a) Sum-rate of different compression methods

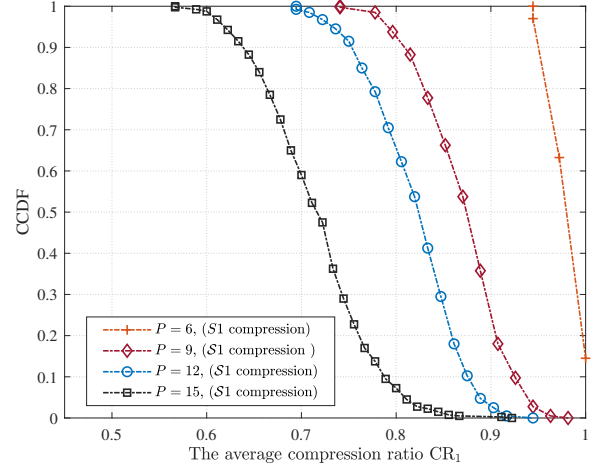

 (b) CCDF curves of the average compression ratio CR_1 with S_1

 Fig. 9. Performance of the EDT-based feedback algorithm. $M = 64$, $L = 20$, $L_0 = 12$, $SNR = 15$ dB, $\rho_s = 0$, $\rho_c = 1$.

correlation than that between port coefficients. In Fig. 9(b), the compression rate CR_1 decreases with the selection of more ports, because more ports with correlation make the ratio of the rank to P smaller.

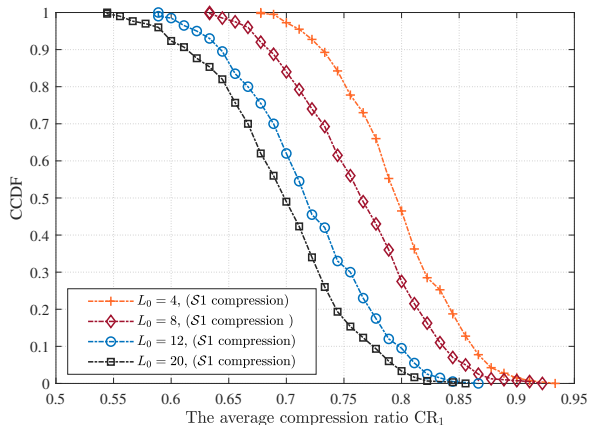

 Fig. 10. CCDF curves of the average compression ratio CR_1 with S_1 compression method versus the number of correlated ports L_0 . $M = 64$, $L = 20$, $P = 15$, $SNR = 15$ dB, $\rho_s = 0$, $\rho_c = 1$.

Fig. 10 plots CCDF curves of the compression ratio CR_1 versus the number of correlated ports L_0 between multiple BSs at each user with $M = 64$, $L = 20$, $P = 15$ and $SNR = 15$ dB. With increasing L_0 the compression margin using the S_1 method becomes larger, i.e., \mathbf{R}_{Λ_u} has a small rank with greater probability. Therefore, the proposed EDT-based feedback algorithm, especially the S_1 method, has desirable performance in scenarios with abundant common scatterers.

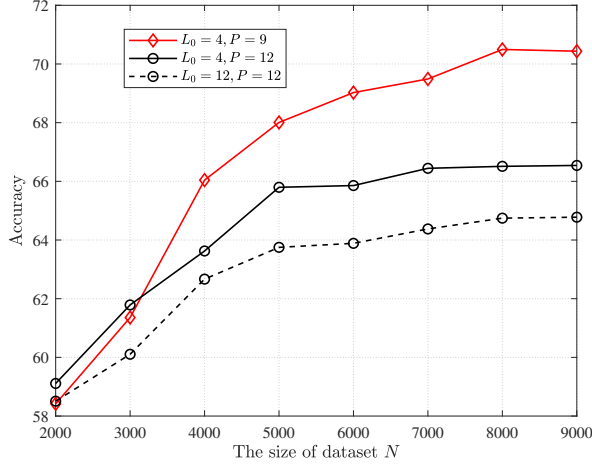
Fig. 11(a) shows the accuracy of DL-JPS for varying dataset size with $M = 32$, $L = 20$, $SNR = 15$ dB. It can be concluded that the accuracy of port prediction initially increases rapidly as the sample size increases and eventually reaches a plateau. When the sample size is 6000 and 9000, the accuracy of port prediction for $P = 12$ and $L_0 = 4$ is about 66.0% and 66.5%, respectively, while the accuracy for $P = 9$ and $L_0 = 4$ is

around 69.1% and 71.2%, respectively. As for $L_0 = 12$, due to the increased correlation of the port coefficients, the input-output relationship of the GS-JPS algorithm becomes more complex, resulting in relatively low accuracy of the DL-JPS learning. Specifically, the prediction accuracy of the DL-JPS scheme decreases by about 2% from $L_0 = 4$ to $L_0 = 12$ with the same $P = 12$.

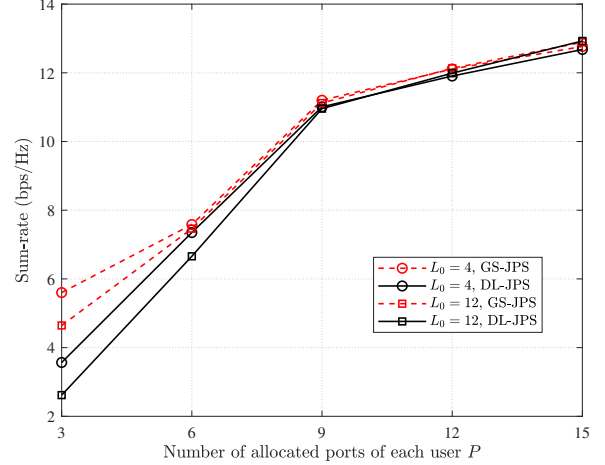
Fig. 11(b) shows the sum-rate based on the proposed GS-JPS scheme and DL-JPS scheme when $L_0 = 4$ and $L_0 = 12$ with data size $N = 9000$. It can be seen that the DL-JPS scheme achieves a comparable sum-rate to that of the GS-JPS scheme. Considering that the online execution complexity of DL-JPS comes from only one forward propagation of the employed deep network, its applicability in fast time-varying scenarios can be effectively guaranteed.

VI. CONCLUSION

In this paper, we study the FDD cell-free massive MIMO downlink with zero-forcing precoding and under a general spatial domain channel model with port coefficient correlation and heterogeneous average port power profile. A joint-port-selection-based channel acquisition and feedback scheme was proposed which uses an EDT-based algorithm to reduce the feedback overhead by sufficiently exploring the port correlation. Further, we derived an expression of the system sum-rate as a function of the port coefficient correlation, average port power, and other system parameters. We then formulated the port selection problem to maximize the sum-rate. As the size of the search space for the port selection grows exponentially with the total number of antennas and the total number of selected ports, we proposed two low-complexity schemes, the GS-JPS algorithm and its DL-aided imitator algorithm DL-JPS. Simulations show that our derived sum-rate expression is accurate and the overall proposed scheme consisting of the EDT feedback and the GS-JPS or the DL-JPS performs better in sum-rate with comparable feedback overhead, compared to baseline schemes, e.g., the SLNR-PS and MM-S schemes.



(a) Accuracy of port prediction



(b) Sum-rate based on the proposed algorithms

Fig. 11. Performance based on the port selection of the DL-JPS algorithm. $M = 32$, $L = 20$, SNR = 15 dB.

VII. APPENDIX

A. Proof of Lemma 2

Define $\zeta_u \triangleq \sum_{b=1}^B \sum_{k \in \Lambda_{b,u}} \bar{\beta}_{b,u,k} |\hat{h}_{b,u,k}|^2$, we have

$$\begin{aligned} \zeta_u &= \hat{\mathbf{h}}_{\Lambda_u}^H \mathbf{B}_{\Lambda_u} \mathbf{B}_{\Lambda_u}^H \hat{\mathbf{h}}_{\Lambda_u}, \\ &= \hat{\mathbf{h}}_{\Lambda_u}^H \hat{\mathbf{R}}_{\Lambda_u}^{-1/2} \mathbf{S}_u \hat{\mathbf{R}}_{\Lambda_u}^{-1/2} \hat{\mathbf{h}}_{\Lambda_u}. \end{aligned} \quad (43)$$

Given the EVD of the positive semi-definite \mathbf{S}_u : $\mathbf{S}_u = \mathbf{U}_{u,s} \boldsymbol{\Sigma}_{u,s} \mathbf{U}_{u,s}^H$, ζ_u can be further expressed as

$$\begin{aligned} \zeta_u &= \hat{\mathbf{h}}_{\Lambda_u}^H \hat{\mathbf{R}}_{\Lambda_u}^{-1/2} \mathbf{U}_{u,s} \boldsymbol{\Sigma}_{u,s} \mathbf{U}_{u,s}^H \hat{\mathbf{R}}_{\Lambda_u}^{-1/2} \hat{\mathbf{h}}_{\Lambda_u}, \\ &= \check{\mathbf{h}}_{\Lambda_u}^H \boldsymbol{\Sigma}_{u,s} \check{\mathbf{h}}_{\Lambda_u}, \\ &= \sum_{i=1}^{\rho_u} \frac{\lambda_{u,i}}{2} |\sqrt{2} \check{h}_{\Lambda_u,i}|^2, \end{aligned} \quad (44)$$

where $\check{\mathbf{h}}_{\Lambda_u} \triangleq \mathbf{U}_{u,s}^H \hat{\mathbf{R}}_{\Lambda_u}^{-1/2} \hat{\mathbf{h}}_{\Lambda_u}$ and $\check{h}_{\Lambda_u,i}$ is the i -th element of $\check{\mathbf{h}}_{\Lambda_u}$. Since $\hat{\mathbf{h}}_{\Lambda_u} \sim \mathcal{CN}(\mathbf{0}, \hat{\mathbf{R}}_{\Lambda_u})$, it can be shown that $\check{\mathbf{h}}_{\Lambda_u} \sim \mathcal{CN}(\mathbf{0}, \mathbf{I}_{K_u})$ and $|\sqrt{2} \check{h}_{\Lambda_u,i}|^2 \sim \chi^2_2(0)$. From [36, Eq. (2.4)], the PDF of ζ_u can be written as

$$f_{\zeta_u}(x) = \sum_{k=0}^{\infty} \frac{\alpha_{u,k}}{\Gamma(\rho_u + k) (2\beta_u)^{\rho_u + k}} x^{\rho_u + k - 1} e^{-\frac{1}{2\beta_u} x}, \quad (45)$$

where the parameters are defined in Eq. (27). Therefore,

$$\begin{aligned} \mathbb{E} \left\{ \|\tilde{\mathbf{w}}_u\|^2 \right\} &= \frac{1}{M} \mathbb{E} \left\{ \frac{1}{\zeta_u} \right\}, \\ &= \frac{1}{M} \sum_{k=0}^{\infty} \frac{\alpha_{u,k}}{\Gamma(\rho_u + k) (2\beta_u)^{\rho_u + k}} \int_0^{\infty} x^{\rho_u + k - 2} e^{-\frac{1}{2\beta_u} x} dx, \\ &= \frac{1}{M} \sum_{k=0}^{\infty} \frac{\alpha_{u,k} (2\beta_u)^{\rho_u + k - 1}}{\Gamma(\rho_u + k) (2\beta_u)^{\rho_u + k}} \Gamma(\rho_u + k - 1), \\ &= \frac{1}{M} \sum_{k=0}^{\infty} \frac{\alpha_{u,k}}{2\beta_u (\rho_u + k - 1)}, \text{ for } \rho_u > 1. \end{aligned} \quad (46)$$

B. Proof of Lemma 3

From Eq. (12), we obtain

$$|\tilde{\mathbf{h}}_u^H \tilde{\mathbf{w}}_v|^2 = \left[\left(\hat{\mathbf{H}}^H \hat{\mathbf{H}} \right)^{-1} \hat{\mathbf{H}}^H \tilde{\mathbf{h}}_u \tilde{\mathbf{h}}_u^H \hat{\mathbf{H}} \left(\hat{\mathbf{H}}^H \hat{\mathbf{H}} \right)^{-1} \right]_{v,v}. \quad (47)$$

For $\mathbf{i} = M(i-1) + 1 : Mi$ and $\mathbf{k} = M(k-1) + 1 : Mk$, $[\tilde{\mathbf{h}}_u \tilde{\mathbf{h}}_u^H]_{\mathbf{i},\mathbf{k}} \in \mathbb{C}^{M \times M}$ is the (i, k) -th $M \times M$ block of $\tilde{\mathbf{h}}_u \tilde{\mathbf{h}}_u^H$. It can be calculated as

$$\begin{aligned} [\tilde{\mathbf{h}}_u \tilde{\mathbf{h}}_u^H]_{\mathbf{i},\mathbf{k}} &= \tilde{\mathbf{h}}_{i,u} \tilde{\mathbf{h}}_{k,u}^H, \\ &= M \mathbf{F}_{\Lambda_{i,u}^C} \mathbf{B}_{\Lambda_{i,u}^C} \tilde{\mathbf{h}}_{i,u} \tilde{\mathbf{h}}_{k,u}^H \mathbf{B}_{\Lambda_{k,u}^C}^H \mathbf{F}_{\Lambda_{k,u}^C}^H \\ &\quad + M \mathbf{F}_{\Lambda_{i,u}} \mathbf{B}_{\Lambda_{i,u}} \tilde{\mathbf{h}}_{i,u} \tilde{\mathbf{h}}_{k,u}^H \mathbf{B}_{\Lambda_{k,u}}^H \mathbf{F}_{\Lambda_{k,u}}^H \\ &\quad + M \mathbf{F}_{\Lambda_{i,u}^C} \mathbf{B}_{\Lambda_{i,u}^C} \tilde{\mathbf{h}}_{i,u} \tilde{\mathbf{h}}_{k,u}^H \mathbf{B}_{\Lambda_{k,u}}^H \mathbf{F}_{\Lambda_{k,u}}^H \\ &\quad + M \mathbf{F}_{\Lambda_{i,u}} \mathbf{B}_{\Lambda_{i,u}} \tilde{\mathbf{h}}_{i,u} \tilde{\mathbf{h}}_{k,u}^H \mathbf{B}_{\Lambda_{k,u}^C}^H \mathbf{F}_{\Lambda_{k,u}^C}^H. \end{aligned} \quad (48)$$

Recall that $\Lambda_{b,u}^C \cap \Lambda_{b,u} = \emptyset, \forall u \in \mathbb{U}$, $[\hat{\mathbf{H}}^H \tilde{\mathbf{h}}_u \tilde{\mathbf{h}}_u^H \hat{\mathbf{H}}]_{v_1, v_2}$, $v_1, v_2 \in \mathbb{U}$ can be represented as Eq. (49) at the bottom of the next page, where $\mathbf{B}_{\Lambda_{b,u}^C \cap \Lambda_{b,v_1}}$ consists of the rows of $\mathbf{B}_{b,u}$ with indices $i \in \Lambda_{b,v_1}$ if $v_1 \neq u$. If $v_1 = u$, then $\mathbf{B}_{\Lambda_{b,u}^C \cap \Lambda_{b,v_1}} = \mathbf{0}$. From Eq. (19), Eq. (47) can be calculated as

$$|\tilde{\mathbf{h}}_u^H \tilde{\mathbf{w}}_v|^2 = \frac{\xi_{u,v}^{\text{up}}}{\xi_v^{\text{down}}}, \quad (50)$$

where $\xi_{u,v}^{\text{up}}$ is defined as Eq. (51) at the bottom of the next page, which can be briefly derived from Eq. (49), $\xi_v^{\text{down}} = M^2 \zeta_v^2$, and $\zeta_v = \sum_{b=1}^B \sum_{k \in \Lambda_{b,v}} \bar{\beta}_{b,v,k} |\hat{h}_{b,v,k}|^2$.

First, we analyze the expression for the numerator with the case of $v = u$, the second half of $\xi_{u,v}^{\text{up}}$ satisfies

$$\begin{aligned} &\left[\tilde{\mathbf{h}}_{b,u} \tilde{\mathbf{h}}_{b',u}^H \mathbf{B}_{\Lambda_{b',u}} \mathbf{B}_{\Lambda_{b',u}}^H \tilde{\mathbf{h}}_{b',u} \right]_m \\ &= \sum_{l' \in \Lambda_{b',u}} \bar{\beta}_{b',u,l'} \tilde{h}_{b,u,m} \tilde{h}_{b',u,l'}^* \tilde{h}_{b',u,l'}, \forall m = 1, \dots, M. \end{aligned} \quad (52)$$

And $\xi_{u,v}^{\text{up}}$ can be rewritten as

$$\xi_{u,v}^{\text{up}} = M^2 \sum_{b'=1}^B \sum_{b=1}^B \sum_{l \in \Lambda_{b,u}} \sum_{l' \in \Lambda_{b',u}} \bar{\beta}_{b,u,l} \bar{\beta}_{b',u,l'} \tilde{h}_{b,u,l} \tilde{h}_{b',u,l'}^* \hat{h}_{b,u,l}^* \hat{h}_{b',u,l'}. \quad (53)$$

In the same way, $\xi_{u,v}^{\text{up}}$ in the case of $v \neq u$ can be expressed as

$$\xi_{u,v}^{\text{up}} = M^2 \sum_{b'=1}^B \sum_{b=1}^B \sum_{l \in \Lambda_{b,v}} \sum_{l' \in \Lambda_{b',v}} \sqrt{\bar{\beta}_{b,v,l} \bar{\beta}_{b,u,l} \bar{\beta}_{b',v,l'} \bar{\beta}_{b',u,l'}} \times \bar{h}_{b,u,l} \bar{h}_{b',u,l'}^* \hat{h}_{b,v,l}^* \hat{h}_{b',v,l'}. \quad (54)$$

Due to the correlation between $\xi_{u,v}^{\text{up}}$ and ζ_v , both of which follow the generalized chi-squared distribution, it is challenging to compute $\mathbb{E} \left\{ \frac{\xi_{u,v}^{\text{up}}}{\xi_v^{\text{down}}} \right\}$. Note that $\xi_{u,v}^{\text{up}}$ can be further split into $\xi_{u,v}^{\text{up},x} + \xi_{u,v}^{\text{up},y}$, where

$$\xi_{u,v}^{\text{up},x} = \begin{cases} M^2 \sum_{b=1}^B \left| \sum_{k \in \Lambda_{b,u}} \bar{\beta}_{b,u,k} \tilde{h}_{b,u,k} \hat{h}_{b,u,k}^* \right|^2, & \text{if } v = u \\ M^2 \sum_{b=1}^B \left| \sum_{k \in \Lambda_{b,v}} \sqrt{\bar{\beta}_{b,v,k} \bar{\beta}_{b,u,k}} \bar{h}_{b,u,k} \hat{h}_{b,v,k}^* \right|^2, & \text{if } v \neq u, \end{cases} \quad (55)$$

and $\xi_{u,v}^{\text{up},y}$ is shown as Eq. (56) at the bottom of this page. Comparing $\xi_{u,v}^{\text{up},x}$ and ζ_v , we notice that they have many elements in common, i.e., $\bar{\beta}_{b,v,k} \left| \hat{h}_{b,v,k} \right|^2$, except that the elements are preceded by different relaxation factors, so the two are very tightly correlated, while the correlation between $\xi_{u,v}^{\text{up},y}$ and ξ_v^{down} is relatively weak. We use different approximation treatments for the two terms as follows

$$\mathbb{E} \left\{ \frac{\xi_{u,v}^{\text{up}}}{\xi_v^{\text{down}}} \right\} = \mathbb{E} \left\{ \frac{\xi_{u,v}^{\text{up},x}}{\xi_v^{\text{down}}} \right\} + \mathbb{E} \left\{ \frac{\xi_{u,v}^{\text{up},y}}{\xi_v^{\text{down}}} \right\}, \quad (57)$$

$$\approx \frac{\mathbb{E} \left\{ \xi_{u,v}^{\text{up},x} \right\}}{\mathbb{E} \left\{ \xi_v^{\text{down}} \right\}} + \mathbb{E} \left\{ \xi_{u,v}^{\text{up},y} \right\} \mathbb{E} \left\{ \frac{1}{\xi_v^{\text{down}}} \right\}.$$

In the case of $v = u$, we have

$$\begin{aligned} & \mathbb{E} \left\{ \xi_{u,v}^{\text{up},x} \right\} \\ & \stackrel{(a)}{=} M^2 \mathbb{E} \left\{ \hat{\mathbf{h}}_{\Lambda_u}^H \mathbf{B}_{\Lambda_u}^u \mathbf{B}_{\Lambda_u}^{u,H} \tilde{\mathbf{h}}_{\Lambda_u} \tilde{\mathbf{h}}_{\Lambda_u}^H \mathbf{B}_{\Lambda_u} \mathbf{B}_{\Lambda_u}^H \hat{\mathbf{h}}_{\Lambda_u} \right\}, \\ & \stackrel{(b)}{=} M^2 \mathbb{E} \left\{ \hat{\mathbf{h}}_{\Lambda_u}^H \mathbf{B}_{\Lambda_u}^u \mathbf{B}_{\Lambda_u}^{u,H} \mathbb{E} \left\{ \tilde{\mathbf{h}}_{\Lambda_u} \tilde{\mathbf{h}}_{\Lambda_u}^H \right\} \mathbf{B}_{\Lambda_u} \mathbf{B}_{\Lambda_u}^H \hat{\mathbf{h}}_{\Lambda_u} \right\}, \\ & = M^2 \mathbb{E} \left\{ \hat{\mathbf{h}}_{\Lambda_u}^H \mathbf{B}_{\Lambda_u}^u \mathbf{B}_{\Lambda_u}^{u,H} \hat{\mathbf{R}}_{\Lambda_u} \mathbf{B}_{\Lambda_u} \mathbf{B}_{\Lambda_u}^H \hat{\mathbf{h}}_{\Lambda_u} \right\}, \\ & = M^2 \mathbb{E} \left\{ \hat{\mathbf{h}}_{\Lambda_u}^H \hat{\mathbf{R}}_{\Lambda_u}^{-1/2} \mathbf{S}_{u,u} \hat{\mathbf{R}}_{\Lambda_u}^{-1/2} \hat{\mathbf{h}}_{\Lambda_u} \right\}, \end{aligned} \quad (58)$$

where (a) replaces scalar accumulation with matrix multiplication, and (b) follows from the independence between $\tilde{\mathbf{h}}_{\Lambda_u}$ and $\hat{\mathbf{h}}_{\Lambda_u}$.

For $\mathbb{E} \left\{ \xi_{u,v}^{\text{up},x} \right\}$ with the case of $v \neq u$, we have

$$\begin{aligned} & \mathbb{E} \left\{ \xi_{u,v}^{\text{up},x} \right\} \\ & = M^2 \mathbb{E} \left\{ \hat{\mathbf{h}}_{\Lambda_v}^H \mathbf{B}_{\Lambda_v}^u \mathbf{B}_{\Lambda_v}^{u,H} \mathbf{A}_v \bar{\mathbf{h}}_u \bar{\mathbf{h}}_u^H \mathbf{A}_v^T \mathbf{B}_{\Lambda_v} \mathbf{B}_{\Lambda_v}^H \hat{\mathbf{h}}_{\Lambda_v} \right\}, \\ & \stackrel{(a)}{=} M^2 \mathbb{E} \left\{ \hat{\mathbf{h}}_{\Lambda_v}^H \mathbf{B}_{\Lambda_v}^u \mathbf{B}_{\Lambda_v}^{u,H} \mathbf{A}_v \mathbb{E} \left\{ \bar{\mathbf{h}}_u \bar{\mathbf{h}}_u^H \right\} \mathbf{A}_v^T \mathbf{B}_{\Lambda_v} \mathbf{B}_{\Lambda_v}^H \hat{\mathbf{h}}_{\Lambda_v} \right\}, \\ & \stackrel{(b)}{=} M^2 \mathbb{E} \left\{ \hat{\mathbf{h}}_{\Lambda_v}^H \mathbf{B}_{\Lambda_v}^u \mathbf{B}_{\Lambda_v}^{u,H} \mathbf{B}_{\Lambda_v} \mathbf{B}_{\Lambda_v}^H \hat{\mathbf{h}}_{\Lambda_v} \right\}, \\ & = M^2 \mathbb{E} \left\{ \hat{\mathbf{h}}_{\Lambda_v}^H \hat{\mathbf{R}}_{\Lambda_v}^{-1/2} \mathbf{S}_{u,v} \hat{\mathbf{R}}_{\Lambda_v}^{-1/2} \hat{\mathbf{h}}_{\Lambda_v} \right\}, \end{aligned} \quad (59)$$

where (a) follows from the independence between $\hat{\mathbf{h}}_{\Lambda_v}$ and $\bar{\mathbf{h}}_u$, $\forall v \neq u$. Recall that the diagonal elements of $\hat{\mathbf{R}}_u = \mathbb{E} \left\{ \bar{\mathbf{h}}_u \bar{\mathbf{h}}_u^H \right\}$ are all 1, indicating that the port auto-correlation coefficient is 1, i.e., $\rho_{u,b,b}^{l,l} = 1$. Thus, $\mathbf{A}_v \hat{\mathbf{R}}_u \mathbf{A}_v^T = \mathbf{I}_{K_v}$, and (b) holds.

Define $\check{\mathbf{h}}_{\Lambda_v} = \hat{\mathbf{R}}_{\Lambda_v}^{-1/2} \hat{\mathbf{h}}_{\Lambda_v}$. We have $\check{\mathbf{h}}_{\Lambda_v} \sim \mathcal{CN}(\mathbf{0}, \mathbf{I}_{K_v})$. Therefore, from Eq. (58) and Eq. (59),

$$\mathbb{E} \left\{ \xi_{u,v}^{\text{up},x} \right\} = M^2 \mathbb{E} \left\{ \check{\mathbf{h}}_{\Lambda_v}^H \mathbf{S}_{u,v} \check{\mathbf{h}}_{\Lambda_v} \right\} = M^2 \text{tr}(\mathbf{S}_{u,v}). \quad (60)$$

$$\left[\hat{\mathbf{H}}^H \tilde{\mathbf{h}}_u \tilde{\mathbf{h}}_u^H \hat{\mathbf{H}} \right]_{v_1, v_2} = M^2 \sum_{b'=1}^B \sum_{b=1}^B \hat{\mathbf{h}}_{b,v_1}^H \mathbf{B}_{\Lambda_{b,v_1}}^H \mathbf{B}_{\Lambda_{b,u}^C \cap \Lambda_{b,v_1}} \bar{\mathbf{h}}_{b,u} \bar{\mathbf{h}}_{b',u}^H \mathbf{B}_{\Lambda_{b',u}^C \cap \Lambda_{b',v_2}} \mathbf{B}_{\Lambda_{b',v_2}} \hat{\mathbf{h}}_{b',v_2} \quad (49)$$

$$+ M^2 \sum_{b'=1}^B \sum_{b=1}^B \hat{\mathbf{h}}_{b,v_1}^H \mathbf{B}_{\Lambda_{b,v_1}}^H \mathbf{F}_{\Lambda_{b,v_1}}^H \mathbf{F}_{\Lambda_{b,u}} \mathbf{B}_{\Lambda_{b,u}} \tilde{\mathbf{h}}_{b,u} \tilde{\mathbf{h}}_{b',u}^H \mathbf{B}_{\Lambda_{b',u}}^H \mathbf{F}_{\Lambda_{b',u}}^H \mathbf{F}_{\Lambda_{b',v_2}} \mathbf{B}_{\Lambda_{b',v_2}} \hat{\mathbf{h}}_{b',v_2}.$$

$$\xi_{u,v}^{\text{up}} = \begin{cases} M^2 \sum_{b'=1}^B \sum_{b=1}^B \hat{\mathbf{h}}_{b,u}^H \mathbf{B}_{\Lambda_{b,u}}^H \mathbf{B}_{\Lambda_{b,u}} \tilde{\mathbf{h}}_{b,u} \tilde{\mathbf{h}}_{b',u}^H \mathbf{B}_{\Lambda_{b',u}}^H \mathbf{B}_{\Lambda_{b',u}} \hat{\mathbf{h}}_{b',u}, & \text{if } v = u \\ M^2 \sum_{b'=1}^B \sum_{b=1}^B \hat{\mathbf{h}}_{b,v}^H \mathbf{B}_{\Lambda_{b,v}}^H \mathbf{B}_{\Lambda_{b,u}^C \cap \Lambda_{b,v}} \bar{\mathbf{h}}_{b,u} \bar{\mathbf{h}}_{b',u}^H \mathbf{B}_{\Lambda_{b',u}^C \cap \Lambda_{b',v}} \mathbf{B}_{\Lambda_{b',v}} \hat{\mathbf{h}}_{b',v}, & \text{if } v \neq u. \end{cases} \quad (51)$$

$$\xi_{u,v}^{\text{up},y} = \begin{cases} M^2 \sum_{b'=1}^B \sum_{b \neq b'}^B \sum_{l \in \Lambda_{b,u}} \sum_{l' \in \Lambda_{b',u}} \bar{\beta}_{b,u,l} \bar{\beta}_{b',u,l'} \tilde{h}_{b,u,l} \tilde{h}_{b',u,l'}^* \hat{h}_{b,u,l}^* \hat{h}_{b',u,l'}, & \text{if } v = u \\ M^2 \sum_{b'=1}^B \sum_{b \neq b'}^B \sum_{l \in \Lambda_{b,v}} \sum_{l' \in \Lambda_{b',v}} \sqrt{\bar{\beta}_{b,v,l} \bar{\beta}_{b,u,l} \bar{\beta}_{b',v,l'} \bar{\beta}_{b',u,l'}} \bar{h}_{b,u,l} \bar{h}_{b',u,l'}^* \hat{h}_{b,v,l}^* \hat{h}_{b',v,l'}, & \text{if } v \neq u. \end{cases} \quad (56)$$

$$\begin{aligned}\mathbb{E}\{\xi_{u,v}^{\text{up},y}\} &= M^2 \sum_{b'=1}^B \sum_{b \neq b'}^B \sum_{l \in \Lambda_{b,u}} \sum_{l' \in \Lambda_{b',u}} \bar{\beta}_{b,u,l} \bar{\beta}_{b',u,l'} \mathbb{E}\left\{\tilde{h}_{b,u,l} \tilde{h}_{b',u,l'}^*\right\} \mathbb{E}\left\{\hat{h}_{b,u,l} \hat{h}_{b',u,l'}^*\right\}, \\ &= M^2 \sum_{b'=1}^B \sum_{b \neq b'}^B \sum_{l \in \Lambda_{b,u}} \sum_{l' \in \Lambda_{b',u}} \bar{\beta}_{b,u,l} \bar{\beta}_{b',u,l'} \varepsilon^2 (1 - \varepsilon^2) \rho_{u,b,b'}^{l,l',2}, \quad \text{if } v = u.\end{aligned}\quad (63)$$

$$\begin{aligned}\mathbb{E}\{\xi_{u,v}^{\text{up},y}\} &= M^2 \sum_{b'=1}^B \sum_{b \neq b'}^B \sum_{l \in \Lambda_{b,v}} \sum_{l' \in \Lambda_{b',v}} \sqrt{\bar{\beta}_{b,v,l} \bar{\beta}_{b',v,l'} \bar{\beta}_{b',u,l'} \bar{\beta}_{b,u,l}} \mathbb{E}\left\{\tilde{h}_{b,u,l}^* \tilde{h}_{b',u,l'}\right\} \mathbb{E}\left\{\hat{h}_{b,v,l}^* \hat{h}_{b',v,l'}\right\}, \\ &= M^2 \sum_{b'=1}^B \sum_{b \neq b'}^B \sum_{l \in \Lambda_{b,v}} \sum_{l' \in \Lambda_{b',v}} \sqrt{\bar{\beta}_{b,v,l} \bar{\beta}_{b',v,l'} \bar{\beta}_{b',u,l'} \bar{\beta}_{b,u,l}} (1 - \varepsilon^2) \rho_{u,b,b'}^{l,l'} \rho_{v,b,b'}^{l,l'}, \quad \text{if } v \neq u.\end{aligned}\quad (64)$$

Similar to Eq. (44), ξ_v^{down} can be re-expressed as $\xi_v^{\text{down}} = M^2 (\tilde{\mathbf{h}}_{\Lambda_v}^H \Sigma_{v,s} \tilde{\mathbf{h}}_{\Lambda_v})^2$, where $\tilde{\mathbf{h}}_{\Lambda_v} \sim \mathbb{CN}(\mathbf{0}, \mathbf{I}_{K_v})$, and $\Sigma_{v,s}$ is the eigenvalue matrix of \mathbf{S}_v defined in Eq. (25). Therefore,

$$\begin{aligned}\mathbb{E}\{\xi_v^{\text{down}}\} &= M^2 \mathbb{E}\left\{\left|\sum_{i=1}^{K_v} \lambda_{v,i} |\tilde{h}_{\Lambda_v,i}|^2\right|^2\right\}, \\ &= 2M^2 \sum_{p=1}^{K_v} \lambda_{v,p}^2 + M^2 \sum_{p=1}^{K_v} \sum_{q \neq p}^{K_v} \lambda_{v,p} \lambda_{v,q}, \\ &= M^2 |\text{tr}(\mathbf{S}_v)|^2 + M^2 \|\mathbf{S}_v\|_{\text{F}}^2,\end{aligned}\quad (61)$$

and

$$\frac{\mathbb{E}\{\xi_{u,v}^{\text{up},x}\}}{\mathbb{E}\{\xi_v^{\text{down}}\}} = \frac{\text{tr}(\mathbf{S}_{u,v})}{|\text{tr}(\mathbf{S}_v)|^2 + \|\mathbf{S}_v\|_{\text{F}}^2}.\quad (62)$$

Next, we compute $\mathbb{E}\{\xi_{u,v}^{\text{up},y}\}$ with the case of $v = u$ and $v \neq u$ as shown in Eq. (63) and Eq. (64) at the top of this page, respectively. Thus, we obtain $\mathbb{E}\{\xi_{u,v}^{\text{up},y}\} = \delta_{u,v}$ defined in Eq. (31).

For $\mathbb{E}\left\{\frac{1}{\xi_v^{\text{down}}}\right\}$, we can obtain for $\rho_v > 2$ from Eq. (45),


$$\begin{aligned}\mathbb{E}\left\{\frac{1}{\xi_v^{\text{down}}}\right\} &= \frac{1}{M^2} \mathbb{E}\left\{\frac{1}{\zeta_v^2}\right\}, \\ &= \frac{1}{M^2} \sum_{k=0}^{\infty} \frac{\alpha_{v,k}}{\Gamma(\rho_v + k) (2\beta_v)^{\rho_v + k}} \int_0^{\infty} x^{\rho_v + k - 3} e^{-\frac{1}{2\beta_v}x} dx, \\ &= \frac{1}{M^2} \sum_{k=0}^{\infty} \frac{\alpha_{v,k}}{\Gamma(\rho_v + k) (2\beta_v)^{\rho_v + k}} (2\beta_v)^{\rho_v + k - 2} \Gamma(\rho_v + k - 2),\end{aligned}\quad (65)$$

which simplifies to η_v in Eq. (32). Up to this point, the approximate expression in Eq. (30) can be obtained.

REFERENCES

- [1] L. Lu, G. Y. Li, A. L. Swindlehurst, A. Ashikhmin, and R. Zhang, "An overview of massive MIMO: Benefits and challenges," *IEEE J. Sel. Top. Signal Process.*, vol. 8, no. 5, pp. 742–758, Oct. 2014.
- [2] E. G. Larsson, O. Edfors, F. Tufvesson, and T. L. Marzetta, "Massive MIMO for next generation wireless systems," *IEEE Commun. Mag.*, vol. 52, no. 2, pp. 186–195, Feb. 2014.
- [3] M. Series, "IMT Vision—Framework and overall objectives of the future development of IMT for 2020 and beyond," *Rec. ITU*, vol. 2083, no. 0, Sep. 2015.
- [4] H. Q. Ngo, A. Ashikhmin, H. Yang, E. G. Larsson, and T. L. Marzetta, "Cell-free massive MIMO versus small cells," *IEEE Trans. Wirel. Commun.*, vol. 16, no. 3, pp. 1834–1850, Mar. 2017.
- [5] D. Wang, X. You, Y. Huang, W. Xu, J. Li, P. Zhu, Y. Jiang, Y. Cao, X. Xia, Z. Zhang *et al.*, "Full-spectrum cell-free RAN for 6G systems: system design and experimental results," *Sci. China Inf. Sci.*, vol. 66, no. 3, pp. 1–14, Mar. 2023.
- [6] Y. Jin, J. Zhang, S. Jin, and B. Ai, "Channel estimation for cell-free mmWave massive MIMO through deep learning," *IEEE Trans. Veh. Technol.*, vol. 68, no. 10, pp. 10325–10329, Oct. 2019.
- [7] N. Jindal, "MIMO broadcast channels with finite-rate feedback," *IEEE Trans. Inf. Theory*, vol. 52, no. 11, pp. 5045–5060, Nov. 2006.
- [8] B. Lee, J. Choi, J.-Y. Seol, D. J. Love, and B. Shim, "Antenna grouping based feedback compression for FDD-based massive MIMO systems," *IEEE Trans. Commun.*, vol. 63, no. 9, pp. 3261–3274, Sep. 2015.
- [9] W. Shen, L. Dai, Y. Shi, B. Shim, and Z. Wang, "Joint channel training and feedback for FDD massive MIMO systems," *IEEE Trans. Veh. Technol.*, vol. 65, no. 10, pp. 8762–8767, Oct. 2015.
- [10] H.-W. Liang, W.-H. Chung, and S.-Y. Kuo, "FDD-RT: A simple CSI acquisition technique via channel reciprocity for FDD massive MIMO downlink," *IEEE Syst. J.*, vol. 12, no. 1, pp. 714–724, 2016.
- [11] Z. Jiang, A. F. Molisch, G. Caire, and Z. Niu, "Achievable rates of FDD massive MIMO systems with spatial channel correlation," *IEEE Trans. Wirel. Commun.*, vol. 14, no. 5, pp. 2868–2882, 2015.
- [12] H. Yin and D. Gesbert, "A partial channel reciprocity-based codebook for wideband FDD massive MIMO," *IEEE Trans. Wirel. Commun.*, vol. 21, no. 9, pp. 7696–7710, Sep. 2022.
- [13] Y. Liu and O. Simeone, "Learning how to transfer from uplink to downlink via hyper-recurrent neural network for FDD massive MIMO," *IEEE Trans. Wirel. Commun.*, vol. 21, no. 10, pp. 7975–7989, Oct. 2022.
- [14] Z. Zhong, L. Fan, and S. Ge, "FDD massive MIMO uplink and downlink channel reciprocity properties: Full or partial reciprocity?" in *Proc. GLOBECOM'20*, Taiwan, China, Dec. 2020, pp. 1–5.
- [15] A. Abdallah and M. M. Mansour, "Efficient angle-domain processing for FDD-based cell-free massive MIMO systems," *IEEE Trans. Commun.*, vol. 68, no. 4, pp. 2188–2203, Apr. 2020.
- [16] S. Kim, J. W. Choi, and B. Shim, "Downlink pilot precoding and compressed channel feedback for FDD-based cell-free systems," *IEEE Trans. Wirel. Commun.*, vol. 19, no. 6, pp. 3658–3672, Jun. 2020.
- [17] S. Kim and B. Shim, "Energy-efficient millimeter-wave cell-free systems under limited feedback," *IEEE Trans. Commun.*, vol. 69, no. 6, pp. 4067–4082, Jun. 2021.
- [18] A. Wiesel, Y. C. Eldar, and S. Shamai, "Zero-forcing precoding and generalized inverses," *IEEE Trans. Signal Process.*, vol. 56, no. 9, pp. 4409–4418, Sep. 2008.
- [19] L. You, X. Gao, X.-G. Xia, N. Ma, and Y. Peng, "Pilot reuse for massive MIMO transmission over spatially correlated Rayleigh fading channels," *IEEE Trans. Wirel. Commun.*, vol. 14, no. 6, pp. 3352–3366, Jun. 2015.
- [20] X. Cheng, C.-X. Wang, H. Wang, X. Gao, X.-H. You, D. Yuan, B. Ai, Q. Huo, L.-Y. Song, and B.-L. Jiao, "Cooperative MIMO channel modeling and multi-link spatial correlation properties," *IEEE J. Sel. Areas Commun.*, vol. 30, no. 2, pp. 388–396, Feb. 2012.
- [21] T. Zhou, C. Tao, S. Salous, and L. Liu, "Geometry-based multi-link channel modeling for high-speed train communication networks," *IEEE Trans. Intell. Transp. Syst.*, vol. 21, no. 3, pp. 1229–1238, Mar. 2019.
- [22] L. Zhang, X. Chen, Z. Zhou, C.-X. Wang, C. Pan, and Y. Wang, "A novel 3D non-stationary multi-frequency multi-link wideband MIMO channel model," in *Proc. WCSP'20*, Nanjing, China, Oct. 2020, pp. 1016–1021.
- [23] J. Guo, C.-K. Wen, and S. Jin, "Deep learning-based CSI feedback for beamforming in single-and multi-cell massive MIMO systems," *IEEE J. Sel. Areas Commun.*, vol. 39, no. 7, pp. 1872–1884, Jul. 2020.

- [24] J. Brady, N. Behdad, and A. M. Sayeed, "Beamspace MIMO for millimeter-wave communications: System architecture, modeling, analysis, and measurements," *IEEE Trans. Antennas Propag.*, vol. 61, no. 7, pp. 3814–3827, Jul. 2013.
- [25] C. Zhang, Y. Jing, Y. Huang, and L. Yang, "Interleaved training and training-based transmission design for hybrid massive antenna downlink," *IEEE J. Sel. Top. Signal Process.*, vol. 12, no. 3, pp. 541–556, Jun. 2018.
- [26] R. W. Heath, N. Gonzalez-Prelcic, S. Rangan, W. Roh, and A. M. Sayeed, "An overview of signal processing techniques for millimeter wave MIMO systems," *IEEE J. Sel. Top. Signal Process.*, vol. 10, no. 3, pp. 436–453, Apr. 2016.
- [27] C. Zhang, Y. Jing, Y. Huang, and L. Yang, "Performance scaling law for multicell multiuser massive MIMO," *IEEE Trans. Veh. Technol.*, vol. 66, no. 11, pp. 9890–9903, 2017.
- [28] H. Q. Ngo, L.-N. Tran, T. Q. Duong, M. Matthaiou, and E. G. Larsson, "On the total energy efficiency of cell-free massive MIMO," *IEEE Trans. Green Commun. Netw.*, vol. 2, no. 1, pp. 25–39, 2017.
- [29] S. Wagner, R. Couillet, M. Debbah, and D. T. Stocck, "Large system analysis of linear precoding in correlated MISO broadcast channels under limited feedback," *IEEE Trans. Inf. Theory*, vol. 58, no. 7, pp. 4509–4537, 2012.
- [30] T. L. Marzetta and H. Yang, *Fundamentals of massive MIMO*. Cambridge University Press, 2016.
- [31] A. Alkhateeb, G. Leus, and R. W. Heath, "Limited feedback hybrid precoding for multi-user millimeter wave systems," *IEEE Trans. Wirel. Commun.*, vol. 14, no. 11, pp. 6481–6494, 2015.
- [32] A. Sayeed and J. Brady, "Beamspace MIMO for high-dimensional multiuser communication at millimeter-wave frequencies," in *Proc. GLOBECOM'13*, Atlanta, GA, United states, Dec. 2013, pp. 3679–3684.
- [33] K. I. Pedersen, P. E. Mogensen, and B. H. Fleury, "A stochastic model of the temporal and azimuthal dispersion seen at the base station in outdoor propagation environments," *IEEE Trans. Veh. Technol.*, vol. 49, no. 2, pp. 437–447, Mar. 2000.
- [34] S. L. Loyka, "Channel capacity of MIMO architecture using the exponential correlation matrix," *IEEE Commun. Lett.*, vol. 5, no. 9, pp. 369–371, 2001.
- [35] C. Zhang, C. Liu, Y. Jing, M. Ding, and Y. Huang, "Interleaved Training for Massive MIMO Downlink via Exploring Spatial Correlation," *arXiv preprint arXiv:2307.16356*, 2023.
- [36] S. B. Provost and E. M. Rudiuk, "The exact distribution of indefinite quadratic forms in noncentral normal vectors," *Ann. Inst. Stat. Math.*, vol. 48, no. 2, pp. 381–394, Jun. 1996.



Cheng Zhang (Member, IEEE) received the B.Eng. degree from Sichuan University, Chengdu, China, in June 2009, the M.Sc. degree from the Xi'an Electronic Engineering Research Institute (EERI), Xi'an, China, in May 2012, and the Ph.D. degree from Southeast University (SEU), Nanjing, China, in Dec. 2018. From Nov. 2016 to Nov. 2017, he was a Visiting Student with the University of Alberta, Edmonton, AB, Canada.

From June 2012 to Aug. 2013, he was a Radar Signal Processing Engineer with Xi'an EERI. Since Dec. 2018, he has been with SEU, where he is currently an Associate Professor, and supported by the Zhishan Young Scholar Program of SEU. His current research interests include space-time signal processing and machine learning-aided optimization for 5G/6G wireless communications. He has authored or co-authored more than 50 IEEE journal papers and conference papers. He was the recipient of the excellent Doctoral Dissertation of the China Education Society of Electronics in Dec. 2019, that of Jiangsu Province in Dec. 2020, and the Best Paper Awards of 2023 IEEE WCNC and 2023 IEEE WCSP.



Pengguang Du (Graduate Student Member, IEEE) received the B.Eng. degree in communication engineering from Jilin University, Changchun, China, in 2021. And he is currently pursuing the Ph.D. degree in information and communication engineering with the School of Information Science and Engineering, Southeast University, Nanjing, China. His research interests mainly focus on massive MIMO channel acquisition and intelligent wireless communications.



Minjie Ding received the B.Eng. degree in information engineering from the School of Electronic Information and Engineering, Nanjing University of Aeronautics and Astronautics, Nanjing, China, in 2020, where she is currently pursuing the M.Sc. degree in information and communication engineering with the School of Information Science and Engineering, Southeast University. Her research interests mainly focus on low overhead massive MIMO channel acquisition.



Yindi Jing (Senior Member, IEEE) received the B.Eng. and M.Eng. degrees in automatic control from the University of Science and Technology of China, Hefei, China, in 1996 and 1999, respectively. She received the M.Sc. degree and the Ph.D. in electrical engineering from California Institute of Technology, Pasadena, CA, in 2000 and 2004, respectively. From October 2004 to August 2005, she was a postdoctoral scholar at the Department of Electrical Engineering of California Institute of Technology. From February 2006 to June 2008, she

was a postdoctoral scholar at the Department of Electrical Engineering and Computer Science of the University of California, Irvine. In 2008, she joined the Electrical and Computer Engineering Department of the University of Alberta, where she is currently a professor. She was an Associate Editor for IEEE TRANSACTIONS ON WIRELESS COMMUNICATIONS and a Senior Area Editor for IEEE SIGNAL PROCESSING LETTERS. She was a member of the IEEE Signal Processing Society Signal Processing for Communications and Networking (SPCOM) Technical Committee and a member of the NSERC Discovery Grant Evaluation Group for Electrical and Computer Engineering. Her research interests are in wireless communications and signal processing.



Yongming Huang (M'10-SM'16) received the B.S. and M.S. degrees from Nanjing University, Nanjing, China, in 2000 and 2003, respectively, and the Ph.D. degree in electrical engineering from Southeast University, Nanjing, in 2007.

Since March 2007 he has been a faculty in the School of Information Science and Engineering, Southeast University, China, where he is currently a full professor. He has also been the Director of the Pervasive Communication Research Center, Purple Mountain Laboratories, since 2019. From 2008 to 2009, he was visiting the Signal Processing Lab, Royal Institute of Technology (KTH), Stockholm, Sweden. He has published over 200 peer-reviewed papers, hold over 80 invention patents. His current research interests include intelligent 5G/6G mobile communications and millimeter wave wireless communications. He submitted around 20 technical contributions to IEEE standards, and was awarded a certificate of appreciation for outstanding contribution to the development of IEEE standard 802.11aj. He served as an Associate Editor for the IEEE Transactions on Signal Processing and a Guest Editor for the IEEE Journal on Selected Areas in Communications. He is currently an Editor-at-Large for the IEEE Open Journal of the Communications Society.