

Deep fused flow and topology features for botnet detection basing on pretrained GCN

Meng Xiaoyuan^{1*}, Lang bo¹

*State Key Laboratory of Software Development Environment, Beihang University,
XueYuan Road, Beijing, 100191, Beijing,

*Corresponding author(s). E-mail(s): mengxiaoyuan@buaa.edu.cn.

Contributing authors: langbo@buaa.edu.cn.

Abstract

Nowadays, botnets have become one of the major threats to cyber security. The characteristics of botnets are mainly reflected in bots network behavior and their intercommunication relationships. Existing botnet detection methods use flow features or topology features individually, which overlook the other type of feature. This affects model performance. In this paper, we propose a botnet detection model which uses graph convolutional network (GCN) to deeply fuse flow features and topology features for the first time. We construct communication graphs from network traffic and represent nodes with flow features. Due to the imbalance of existing public traffic flow datasets, it is impossible to train a GCN model on these datasets. Therefore, we use a balanced public communication graph dataset to pretrain a GCN model, thereby guaranteeing its capacity for identify topology features. We then feed the communication graph with flow features into the pretrained GCN. The output from the last hidden layer is treated as the fusion of flow and topology features. Additionally, by adjusting the number of layers in the GCN network, the model can effectively detect botnets under both C2 and P2P structures. Validated on the public ISCX2014 dataset, our approach achieves a remarkable recall rate 92.90% and F1-score 92.76% for C2 botnets, alongside recall rate 94.66% and F1-score of 92.35% for P2P botnets. These results not only demonstrate the effectiveness of our method, but also outperform the performance of the currently leading detection models.

keywords: botnet detection, graph convolutional network, NetFlow feature, topology feature, feature fusion

1 Introduction

As a highly damaging form of cyber-attack with strong concealment, botnets pose one of the most severe security threats in today's cyberspace, thus prompting extensive research and widespread concern [1].

Botnets consist of multiple infected nodes and one or more master nodes. Infected nodes execute operations as per commands issued by the master nodes while maintaining their usual functionality. This makes botnets notoriously difficult to detect. The menace of botnets extends beyond merely harvesting sensitive information from compromised hosts. They are often weaponized to distribute malicious software, send spam emails, and even initiate DDoS attacks [2][3][4][6]. Crucial to the operational efficacy of botnets is the maintenance of communication between the compromised nodes and master nodes. This communication pathway is known as the command and control (C&C) channel. Based on the architecture of C2C, botnets are classified as either centralized networks (C2) or distributed networks (P2P). In the former, nodes are explicitly categorized as either master nodes or controlled nodes. However, in P2P networks, controlled nodes may also be endowed with the capacity to control other nodes [7][8][9].

along with the revolution of botnets, their behavior increasingly like legitimate ones, posing a significant challenge to high-precision and real-time detection. Current detection methods can be broadly classified into flow-based and graph-based, each focusing on different aspects respectively: network behavior characteristics and topology attributes of communication graph.

Flow-based studies [8][9][10][20][21][27], extract features such as communication frequency, the length of packets, and the number of packets in network traffic,

employing machine learning models or neural networks for node classification. However, these methods ignore the global topological characteristics intrinsic to botnets.

In contrast, research based on network communication graphs[11][12][22][30] extracts topology features such as in-degree, out-degree, centrality, and PageRank through feature engineering methods. Supervised or unsupervised machine learning models are then applied to detect botnet nodes. Yet, the topology feature extraction process can substantially increase the time cost, especially with network scale expansion, rendering it unsuitable for real-time detection.

Recent advancements in Graph Neural Networks (GNN)[25] have spurred research on GNN-based botnet detection. Such methodologies[16][24][31] construct a network communication graph and leverage GCN or Graph Isomorphism Network (GIN) to learn the deep topological representation of the communication graph, with a fully connected layer for node classification. However, the proportion of normal nodes far exceeds that of botnet nodes in real networks, causing a severe imbalance in publicly available botnet datasets. For instance, in the CTU-13 dataset [26], the ratio of malicious to benign samples is as disproportionate as 1:25000. Consequently, GCN models trained on such datasets tend to exhibit poor recall rates, compromising detection efficacy. Therefore, current GNN-based methods [17][26][36] often resort to artificially balanced graph datasets[16] for training.

Flow features of nodes and topology features of their communication relationships each offer unique insights into botnet nodes, helping differentiate them from normal nodes. However, relying solely on either flow or topology features risks overlooking crucial information, which can adversely affect the performance of the detection model. The GCN capitalizes on both node information and inter-node connection relationships[14]. With this in mind, we introduce a real-time botnet detection methodology that harnesses the GCN model to deeply integrate flow features and topology features. Our approach utilizes five traffic features, easily extractable from raw traffic and independent of botnet type, to encapsulate the behavioral characteristics of nodes within the network. We employ the GCN to extract the topology features of

the network communication graph and deeply fuse them with the traffic features.

To circumvent the challenges posed by the extreme imbalance of node types in public traffic datasets, which prevents the direct training of the GCN model, we implement an efficient pre-training strategy. Initially, we train the graph neural network that extracts topology features on the balanced graph dataset as provided in[16], equipping the model with the capability to extract topology features. After feeding the communication graph with flow features the output of the final hidden layer of this pre-trained GCN model is then used as the deep features (embedding) of the nodes and input into the classification model for botnet node detection.

Our proposed methodology allows for a profound fusion of node features and topology features of node communication relationships, rendering a comprehensive, multi-faceted representation of node communication characteristics. Additionally, to cater to the variations in network topology structures of botnets under C2 and P2P architectures, we adjust the number of layers in the GCN network, enabling the creation of models capable of effectively detecting these two types of botnets.

The main contributions of this paper are as follows:

- Use a communication graph to integrate the nodes communication behaviors, as expressed by flow features, with inter-node communication relationships. With GCN, we've achieved a deep fusion of flow features and topology features.
- Propose an effective pretraining methodology for GCN, addressing the challenge of training caused by the imbalance of current public flow datasets. This approach enables the GCN model to extract communication graph topology features, thereby facilitating efficient GCN model working on public flow datasets.
- We have analyzed the principles for selecting flow features, and based on this, selected five flow features which contain enough information and are easy to extract, ensuring the effectiveness and timeliness of our models. Additionally, based on the characteristics of botnets under C2 and P2P architectures, we adjust the number of layers in the GCN to build models for detecting botnets of these two architectures.

The remaining parts of this paper are organized as follows. Section 2 introduces

related work. Section 3 introduces the specific design of the method in this paper. Section 4 shows the detection effect of the model and compares it with the current best detection methods based on flow features or topology features. Section 5 summarizes our work.

2 Related work

The detection of botnets, due to the unique behavior patterns of bots which is distinct from benign nodes, is often categorized as an anomaly detection problem [17]. This area of research primarily focuses on the analysis of network communication behaviors. Botnet detection methodologies are roughly bifurcated into flow-based and graph-based detection, contingent on the types of data objects used for feature extraction. The former emphasizes traffic characteristics of nodes and requires slicing original traffic over time and calculating features within a fixed time window. Consequently, flow-based detection methods inherently possess real-time detection capabilities. For instance, Zeidanloo et al. [18] proposed a detection technique based on the premise that bot nodes exhibit highly similar behaviors. By monitoring rudimentary traffic characteristics within the network (IP, Port, Packet numbers, etc.), they employed KNN for clustering to identify bot nodes. Similarly, Saad et al. [19] extracted 13 flow features from the communication stream, including IP, port, protocol, etc., and used ANN for multi-classification. Kirubavathi et al. [10] adopted only four features targeting small-packet traffic and achieved commendable results with a Naive Bayesian classifier. As neural networks evolve, an increasing number of detection methods have begun utilizing neural networks for classification tasks with a persistent focus on feature extraction. Alauthaman et al. [20] extracted 29 connection-based features from the headers of TCP control packets transmitted between nodes and used a decision tree for feature selection, including the average duration of a single connection, the average number of packets and bytes transferred in each connection, etc., and finally trained a neural network for classification. However, some scholars

have pointed out [22] that flow-based detection methods often assume that the traffic behavior of bot nodes is significantly different from legitimate nodes. But as botnets evolve, their traffic behavior becomes more and more “normal”, and the distinctiveness of the node’s flow features gradually decreases.

Graph-based methods focus on the overall structure of the botnet, scrutinizing the topology features of the network communication graph. Researchers such as Abou et al. [11] and Alharbi et al. [22] extracted nodes in-degree, out-degree and centrality as features, then employed machine learning or neural network for classification. Chowdhury et al. [12] calculated topology features including node centrality and clustering coefficients, locking the bot nodes into a smaller cluster through clustering. These methods require analyzing network communication over a longer period, and the time cost of feature calculation can be very high as the graph scale increases. It has been pointed out in [23] that traditional graph features like in-degree and out-degree are coarse-grained features and difficult to capture fine-grained interaction features between network nodes. In recent years, some scholars have taken advantage of graph neural network (GNN) in handling graph data and applied it to botnet detection. Zhou et al. [16] used the message propagation mechanism of the GCN to learn the deep representation of the network topology features. By constructing a communication graph and utilizing the 1-order unit matrix as the node feature, they trained a GCN to perform binary classification detection on the nodes. Lo et al. [15] devised a GNN model with grouped reversible residual connections and Graph Isomorphism Network (GIN), which further improved the detection effect based on Zhou et al. [16]. Nonetheless, the training of GNN is significantly influenced by the balance of the dataset, and both Lo et al. [15] and Zhou et al. [16] trained with artificially balanced graph datasets. Currently, methods based on Graph Neural Networks have not introduced traffic features.

Recently, some studies have recognized the effectiveness and feasibility of combining graph and traffic features. In Wang et al. [24], the authors designed two classifiers based on flow features and one based on topology features. Each classifier scored the nodes and set thresholds for classification. In the end, the bot nodes were

determined by the voting of the three classifiers, which yielded better results than using either topology features or flow features alone. However, this approach does not deeply integrate the two types of features, and the classification process requires knowledge of the number of bot nodes in the network. The results would be affected when the network environment is completely unknown.

3 Method

3.1 Motivation and framework

In botnets, individual nodes have specific traffic behaviors while their intercommunication relationships endow them with topology features of communication relations. The detection methods based on flow features do not require long-term network traffic and they only need to extract features from the network flow within a fixed time window, effectively supporting real-time detection [27]. Furthermore, using a sliding time window can minimize the possibility of a single instance of malicious behavior being split into two windows, which affects the detection results. While the methods using flow features have advantages in detection efficiency, botnets are increasingly covert, making it more difficult to design flow features with high discrimination. The detection methods based on topology features can accurately detect bots, but they require long-term network communication information, and the time cost increases significantly as the network scale expands [22]. Considering the advantages and disadvantages of these two features, we propose to fuse the two features to draw on their strengths and establish a new detection model.

We construct a network communication graph, storing the flow features as the node feature, thereby simultaneously representing the network's topology information and the network behavior of nodes in the graph structure data. In recent years, GNN have become a powerful tool for processing graph data. Among them, the GCN can pass the node's information to surrounding nodes through an message propagation mechanism. This enables the GCN to learn the topological information of the graph and fuse the

node features with the topology information. In a botnet, nodes connected to nodes with overt malicious behavior are more likely to be bots, and the message propagation mechanism of GCN enables nodes to ‘sense’ the flow behavior of surrounding nodes and obtain deep features that aggregate the behavior of surrounding nodes. Therefore, we use the GCN to extract topology feature and fuse it with flow features.

The overall framework of our method, as shown in Figure 1, is composed of four parts: time slice and flow filter, flow feature extraction, fusion of topology and flow features, and node classification.

The first stage is time slice and flow filtering. Owing to the escalating volume of network traffic [20], employing a suitable flow filtering technique can decrease the amount of data, thereby improving detection efficiency. Currently, TCP and UDP protocols are predominantly utilized in botnet[5][19]. Hence, retaining the traffic only related to these protocols is a simple yet effective filtering strategy. Real-time traffic is segmented into continuous slices using a sliding time window, and only TCP and UDP related traffic is kept within each window. The size and interval of the sliding time window markedly influence the detection outcome. In the study by Alauthman et al.[8], traffic was also partitioned using a sliding time window. Their experiment results demonstrated that a window size of 60s, with a sliding window interval of 10s, can ensure real-time performance while achieving good detection results. This setting is adopted in our study.

The second stage is flow feature extraction. We extract five essential flow features from the filtered network traffic, which include the number of transmitted bytes count, the number of established connections, et al. These flow features reflect basic network behaviors. We strive to use features that do not necessitate complex computations, balancing detection effect with efficiency. A more detailed analysis will be presented in Section 3.2.

The third stage is the fusion of topology and flow features. To extract topology feature, we construct a communication graph from the network traffic. Each IP serves as a node in the graph, and the communication between two IPs corresponds to a directed edge from the source IP to the destination IP. Flow features, acting as nodes

features, are stored in the constructed communication graph. We use an balanced graph dataset [16] to pre-train the GCN network for extracting topology features. The communication graph, endowed with flow features, is fed into the GCN model with frozen parameters post pre-training. The output from the final hidden layer serves as the deep features that fuse flow and topology features. The detailed network structure and methodology will be elucidated in Section 3.3.

The fourth stage is node classification. We considered a range of classification models, including ensemble learning models, Support Vector Machines (SVM), and Multilayer Perceptron (MLP). In the end, we chose the ensemble learning model ExtraTree [32], which offered the best performance to serve as the final classifier. The classification result determines the bot nodes and legitimate nodes within the current time window.

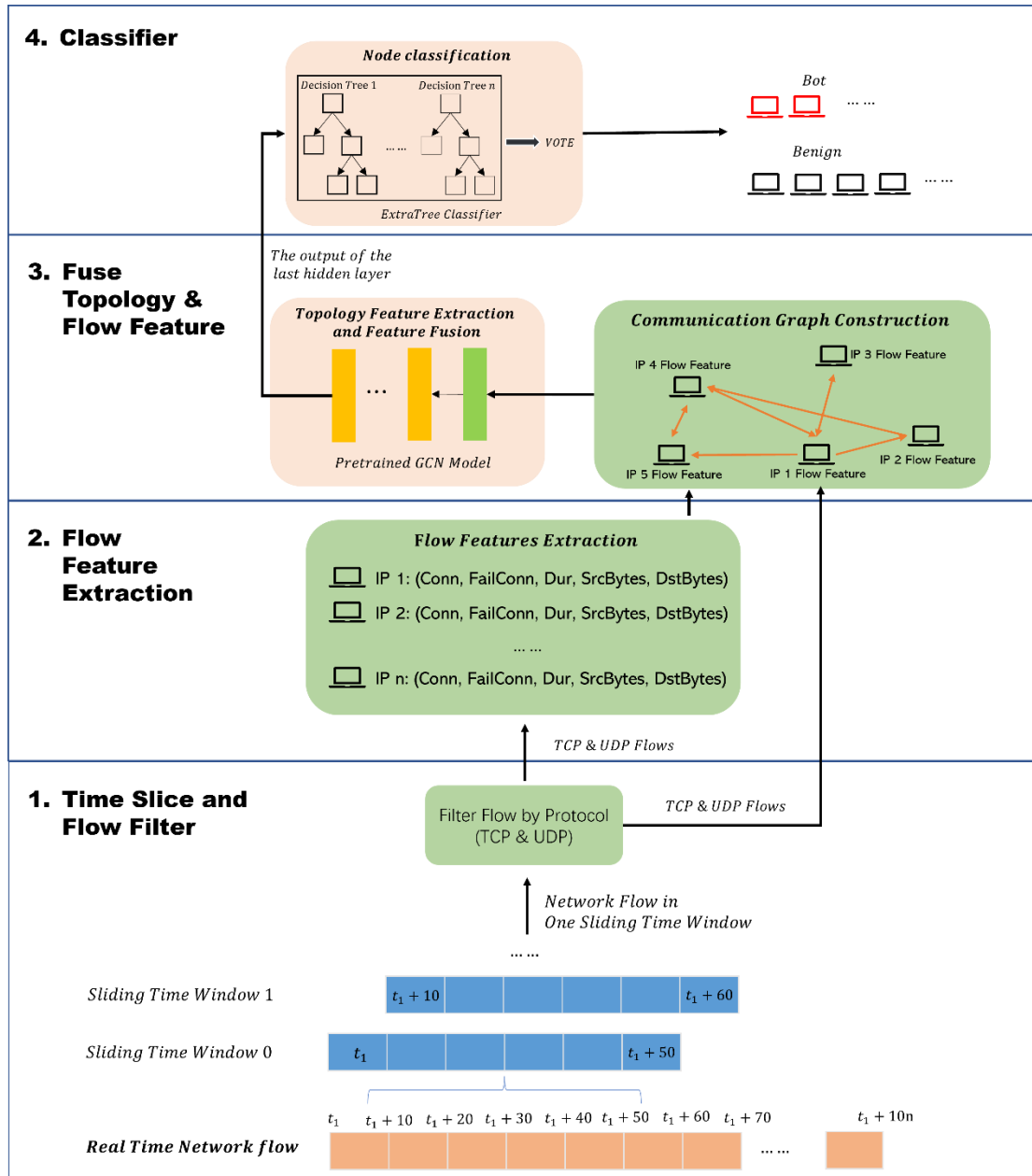


Figure 1 detection model workflow

3.2 Flow features extraction

We identify a communication flow with a five-tuple (SrcIP, DstIP, SrcPort, DstPort, Proto), where SrcIP/DstIP represents the source IP and destination IP, SrcPort/DstPort represents the source port and destination port, and Proto indicates the protocol used in this communication. We will extract the flow features of each host node from the communication flow.

In existing literature that focuses on flow features, several fundamental features have been widely used. These include the number of transmitted packets, packet length, and the number of connections among others. [20][21][27] also adopt both these elementary features and statistical metrics pertaining to them - for instance, the variance of transmitted packets and bytes, or the ratio between sent and received packets. However, this necessitates additional computational resources and constant tracking of traffic packet sequences. We've observed through experiments that without incorporating these statistics-based features, satisfactory detection performance can still be achieved. The technique in [10] hinges on four metrics related to 'small packets,' requiring continuous evaluation of network packet lengths and primarily focusing on small packet attributes. This method misses other crucial traffic information and is easy to be evaded by attackers (such as adding irrelevant payloads and extending the length of packets).

Taking this analysis into account, we determined two principles when selecting features:

- (1) In order to minimize both temporal overhead and computational requirement, the features should be easily obtainable and require as little extra computation as possible;
- (2) Avoid using features that are easy to be evaded by attackers, including features for small packets or features related to specific payload, etc.

Based on these two principles, we have chosen the following 5 features.

- **Total number of successful connection (Conn):** This feature describes the total number of successful connections established by a node, specifically manifested as connections with bidirectional transmission of packets. The infected nodes in a botnet need to send heartbeat packets regularly to inform the master node of their presence, which means that infected nodes often have more connection times.
- **Total number of failed connections (FailConn):** This feature describes the number of failed connections of a node, specifically manifested as connections with only one-way packet transmission. A typical malicious behavior of a botnet node is to collect vulnerable port information through port scanning, which will cause the communication flow of the bots to contain far more failed connections

than legitimate nodes.

- **Communication flow duration (Dur):** This feature reflects the average duration of the connections established by the node. Since most of the malicious connections of a botnet node are only used for network sniffing functions, the duration is very short. Consequently, the average flow duration of the botnet node is shorter than that of legitimate nodes.
- **Average number of sent bytes (SrcBytes) & average number of received bytes (DstBytes):** These two features reflect the count of bytes send or received by each node on average per connection. The payload of malicious packets, such as heartbeat packets or port scanning packets, is very small. The data volume is often lower than legitimate packets (such as file downloads, video transmissions, etc.), which makes the average transmission bytes less than that of legitimate nodes, becoming a feature to distinguish the two.

3.3 Topology feature extraction and feature fusion based on GCN

3.3.1 model design

We construct a communication graph predicated on the intercommunication relationship of nodes in the network. The flow features extracted in Section 3.2 serve as the attributes of the nodes in the communication graph. Subsequently, we employ the GCN network for the topology feature extraction and fusion of topology features and flow features.

The communication graph can be defined as a directed unweighted graph $G = (V, E)$, where V represents the set of nodes in the network. Each node is identified by its IP address, and we use F_{IP} to represent the flow features of each node where $F_{IP} = (Conn, FailConn, Dur, SrcBytes, DstBytes)$. E is a set of directed edges representing the communication relationship between nodes. For each communication flow, when $SrcBytes \neq 0$, $V_{SrcIP} \rightarrow V_{DstIP}$ is added to E ; when $DstBytes \neq 0$, $V_{DstIP} \rightarrow V_{SrcIP}$ is added to E .

The overall structure of the GCN network we build is shown in Figure 2. The model primarily comprises an input layer, N hidden GCN layers, and a residual layer. The node features in the graph data align with the flow feature dimensions, which are five-dimensional. The number of GCN layers, N, is contingent on the network architecture, which will be elaborated on in Section 3.3.3. The residual layer adds the inactivated data from each layer to the activated features, followed by another activation through ReLu(). The implementation of the residual layer enhances the classification task's fitting accuracy and mitigates the issue of gradient vanishing, which can occur as the network depth escalates.

A GCN layer uses message propagation mechanism, aggregates the information of adjacent nodes using the adjacency matrix. This mechanism enables the learning of the network's topological characteristics [13]. The message propagation function $prog(A)$ used in the GCN layer is expressed in equation (3-1). Here, A represents the adjacency matrix of the graph, D is the diagonal matrix, and the element d_{ii} on the diagonal line is the degree of node i .

$$prog(A) = D^{-1/2}AD^{-1/2} \quad (3-1)$$

By depicting the communication graph's node features with flow features, the GCN layer assimilates these flow features into the computation. Consequently, a merged representation of topology and flow features is acquired. Given that the training of the GCN heavily relies on dataset balance, we opt to use a manually processed and sample-balanced graph dataset [16] for GCN pretraining. This allows for independent learning of the botnet's topology features. After pretraining, we solidify the weight parameters of each GCN layer, input the communication graph with flow features into the GCN, and treat the final hidden layer's output as the fused features. When the model is used for pretraining to extract topology features, a fully connected layer is used for node classification. In contrast, when the model is employed for feature fusion and detection, an ExtraTree classifier is attached for node classification.

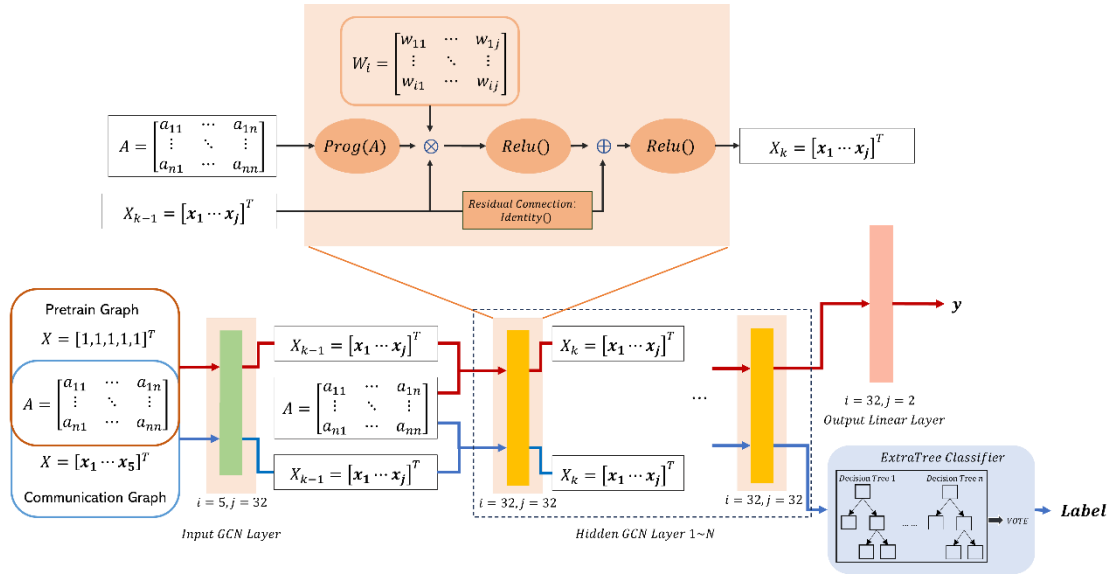


Figure 2 The structure of the detection model based on the pre-trained GCN. Here, A represents the adjacency matrix of the connection graph, X denotes the feature vector of nodes in the communication graph, and n stands for the total number of nodes. X_k represents the node embedding at the k th layer, $Prog(A)$ refers to the message propagation mechanism introduced in section 3.3.1, $Relu()$ is the activation function. i and j represent the input and output dimensions of a layer, respectively. The red arrows in the figure indicate the input data and the data flow during pre-training. The node features in the input graph data are all-one matrix, and finally a binary classification of nodes is conducted through a fully connected layer. The blue arrows indicate the input data and the data flow during the model detection phase. The node features in the input graph data are traffic features, and ultimately, a binary classification of nodes is performed through ExtraTree.

3.3.2 Pretraining of the GCN

During the pre-training phase of the GCN, we utilize the public dataset provided by the authors in [16]. This dataset integrates real network traffic datasets, including CTU-13 [26], and is divided into two sub-datasets: P2P architecture botnet and C2 architecture botnet. The authors have removed all flow information from the dataset, retaining only the graph information. By splitting the original data into multiple graphs, the authors ensure a balanced number of positive and negative samples in each graph, making it suitable for GCN training.

As shown by the red box and arrows in Figure 2, during the pre-training phase, the node features in the communication graph fed to the network are all-one matrix, meaning that the calculations in the GCN layer do not include flow features. In this case, there is no distinction in each node, so changes of the weight matrix are induced only by the adjacency matrix. Thus, the GCN network independently learns the botnet's topology features. During training, we use the Early Stopping strategy to prevent overfitting of the GCN model. The accuracy of the model during pre-training is over 98.9%, indicating that the model has learned effective topology features of the botnet. After pre-training, the parameters of the GCN network are frozen and will not change in the subsequent feature fusion process.

3.3.3 GCN model for the detection of C2 and P2P botnets

In the design of the GCN model, the number of layers is crucial and significantly influences the model's capacity. We intend for the GCN model to fully extract botnet topology features during pre-training, and for the pre-trained GCN model to efficiently integrate flow features. Studies from [13] demonstrate that for a simple topology feature learning task, merely augmenting the number of GCN layers from 1 to 4 can decrease the test loss to 10^{-3} of the initial value, underlining that an increase in layer count enhances topology feature extraction.

C2 and P2P botnet architectures are different. The former incorporates a central master node, branching out in a star-like configuration; conversely, the latter exhibits a mesh structure where each node potentially expands outward with controlled nodes, rendering the structure more complex. Given the differences between them, P2P botnets require more GCN layers than C2 botnets to extract topology features.

However, the number of GCN layers cannot be increased indefinitely. Too many GCN layers can interfere with the effectiveness of feature fusion. The message propagation mechanism allows the network behavior of malicious nodes to be transmitted to surrounding nodes. With k layers of GCN, message from nodes within k -hops can be aggregated. If k is too large, nodes too far from the anomaly node will also be affected during feature fusion, so the number of GCN layers needs to be

controlled within a certain range.

Taking all the above considerations into account and combining with experiments, we have chosen a 12-layer GCN network to extract C2 botnet features and a 24-layer GCN network to extract P2P botnet features.

3.3.4 Normalization of fusion features

In high-speed networks, the number of packets exchanged per unit of time is generally higher than in low-speed networks. Models trained using features from high-speed networks may not work in low-speed networks. Therefore, to prevent model failure caused by changes in the network environment, after feeding the communication graph with flow features into the GCN model, we performed Min-Max Normalization on the fusion features. This will convert these features to the 0-100 range. The conversion formula is shown as formula (3-2).

$$\bar{x}_i = \frac{x_i - x_{min}}{x_{max} - x_{min}} \times 100 \quad (3-2)$$

Where:

- \bar{x}_i is the normalized value of the i-th dimension in the feature vector X .
- x_i is the value before normalization of the i-th dimension in the feature vector X
- x_{min} and x_{max} are the minimum and maximum values in the feature vector, respectively.

4 Experiment

4.1 Dataset and evaluation index

In our experiment, we used two public datasets, with details as follows:

(1) ISCX 2014[5]. This dataset is a comprehensive network traffic dataset that employs an overlay methodology to integrate three different datasets: the ISOT dataset

[27], the ISCX 2012 IDS dataset [28], and botnet traffic generated by the Malware Capture Facility Project[29]. It simulates a dataset similar to a real-world environment. A significant advantage of this dataset is its rich variety of botnet types, including seven C2 architecture botnets and eight P2P architecture botnets.

(2) CTU-13-Graphs [16]. This dataset is a graph dataset, excluding any flow information. It comprises botnet topology extracted from the original CTU-13 flow data and background traffic topology acquired from the 2018 CAIDA dataset. The authors of the dataset balanced the number of legitimate and malicious nodes and divided it into two sub-datasets according to the architecture of the botnet: a P2P dataset and a C2 dataset. This categorization makes the dataset suitable for training GNN under two different architectures.

The composition of the datasets used in our experiment is shown in Table 1. Here, the Graphs_C2_Ds is used for pre-training the GCN under the C2 architecture, while the Graphs_P2P_Ds is used for pre-training the GCN under the P2P architecture. The ISCX 2014 dataset is used for the final training and testing of the classification model. As the detection model in our study needs to detect botnets of C2 and P2P architectures separately, and each malicious node in the ISCX dataset only uses one type of Bot with no communication between different botnet types, we can segregate the P2P botnet traffic and C2 botnet traffic into different sub-datasets. By retaining all legitimate traffic in the sub-datasets, we can separate the datasets under C2 and P2P architectures into C2_Ds and P2P_Ds, respectively. .

Table 1 the dataset used in our experiment

Dataset Rename	Dataset Composition	Purpose	Bot Types	#Bots
Graph_C2_Ds	CTU-13-Graphs: C2	Pre-train GCN for C2	Neris, Rbot, Sogou, Virut, Menti, Murlo	9278
Graph_P2P_Ds	CTU-13-Graphs: P2P	Pre-train GCN for P2P	NSIS.ay	9620

C2_Ds	ISCX: C2 flows and normal flows	C2 validation	Neris, Rbot, Virut, Menti, Sogou, Murlo, Tbot, Zeus	30
P2P_Ds	ISCX: P2P flows and normal flows	P2P validation	Zeus, NSIS, Zero Access, Weasel, Black hole, Smoke Bot, Osx_trojan, ISCX IRC bot	16

We utilized various metrics to evaluate the model’s performance, including Accuracy, Recall, False Alarm Rate (FPR), F1-score, and ROC-AUC. Recall is the proportion of malicious nodes detected; False Alarm Rate describes the proportion of legitimate nodes misclassify as bot nodes; F1-score is the harmonic mean of Precision and Recall; and ROC-AUC represents the area under the ROC curve and the x-axis, which intuitively describes the model’s capability to distinguish between positive and negative samples.

4.2 Experimental setup

The experimental code is written with Python 3.10, using the PyTorch library and PyTorch Geometric library for GNN training, and the sklearn library for machine learning model training. The experiment is executed on an Ubuntu-22.04 virtual environment, equipped with a 2.50 GHz 12th Gen Intel® Core™ i5-12400 processor and 32GB RAM. The hyperparameters used for the GCN network in the experiment are shown as Table 2.

Table 2 hyperparameters of GCN per-training

Hyperparameter	Values
No. Layers	[12, 24]
No. Hidden Channels	32
Learning Rate	0.003
Activation Func.	ReLU
Optimizer	Adam

We designed five experiments.

- 1) **Comparison with Other Methods:** We compared our technique with the best-performing flow-based, topology feature based and GCN based detection models of recent years.
- 2) **Ablation Experiment:** Through an ablation study, we compared detection results using exclusively flow features, purely topology features from the GCN network, and a combined method integrating both into deep features. This validated the improvement in detection results from feature fusion.
- 3) **Flow Feature Effectiveness Experiment:** By comparing method using our flow features to other flow-based detection methods, we ascertained that the flow features selected in our technique can effectively distinguish between Bot nodes and legitimate nodes.
- 4) **GCN Network Layer Experiment:** We pretrained GCN network models with different numbers of layers, compared their detection results using the fusion features extracted under different architectures, and identified the optimal number of GCN layers.
- 5) **Classifier Comparison Experiment:** We compared the classification results of the extracted fusion features using five machine learning models: ExtraTree, Adaboost, Naïve Bayes, SVM, and MLP, to verify which model could achieve the best results.

4.3 Results

(1) Comparison with Other Methods

In this experiment, we compare our method with the current best-performing botnet detection methods based on flow or topology features, respectively under the C2 and P2P architectures. We performed a 10-fold cross-validation on the C2_Ds and P2P_Ds datasets, averaging the results from the 10 detection iterations for each metric. Under the C2 and P2P architectures, the GCN model used in this paper has 12 and 24 layers respectively and has been pre-trained under the corresponding dataset.

We chose comparative methods from Alauthaman et al.[20], D. Zhao et al.[27], Kirubavathi et al.[10] — these are three flow feature-based detection methods . Additionally, we included a conversation-based detection method from Chen et al. [21] , a conventional topology feature method from Alharbi et al. [22], a GCN detection method from Zhou et al. [16] and a method combining flow and topology features from Wang et al.[24]. We will briefly introduce each comparison method and its applicable botnet architecture.

Alauthaman et al. [20]: This method harnessed a comprehensive array of flow features, such as the number of packets, average packet length, average connection time, etc., to train a fully connected neural network for node classification. It is designed for P2P botnet architecture.

D. Zhao et al.[27]: This method extracted traffic features like the variance and mean of packet length, packet transmission rate, etc., to train a decision tree for classification. It is intended for C2 botnet architecture.

Kirubavathi et al.[10]: This method extracted only four features pertaining to small packets (packet length between 40-320 bytes) from the traffic and used a naive Bayes classifier for classification. This method is applicable to both C2 and P2P botnet architectures.

Chen et al. [21]: This method recognized a conversation through a four-tuple of source/destination IP, protocol, and target port, extracted features such as the standard deviation of bytes transmitted within the conversation, and trained an Adaboost model.

It is suitable for both C2 and P2P botnet architectures.

Alharbi et al. [22]: This method extracted the in-degree, out-degree, and centrality of nodes in communication graph as topology feature, and then used ExtraTree to classify nodes. It is suitable for C2 botnet architecture.

Zhou et al. [16]: Used only topological information from the network communication graph to train a 12-layer GCN model for node classification, which can detect both C2 and P2P architectures.

Wang et al. [24]: This method employed three classifiers in total, two of which are based on flow, calculating the similarity and stability of the flow. One classifier is based on topology features, scoring and ranking network nodes, selecting the top N as C&C nodes and classifying all their connected nodes as bot nodes. Ultimately, by employing a voting system, nodes identified as malicious by two or more classifiers were selected as bot nodes. Here N equates to the pre-known number of C&C nodes. This method is usable in both C2 and P2P architectures.

Among the above methods, only [16] provided the source code, and each comparative method did not use the dataset in this experiment, so we used method [16] directly with its source code for cross-validation on the dataset. The other comparison methods were reproduced according to the algorithm provided in their paper. The comparison results are shown in Table 3 and Table 4.

In both architectures, the node classification model using GCN [16] is invalid, in spite of its highest accuracy. Its detection rate was 0 (therefore, the F1-score could not be calculated). This is because the ratio of black to white nodes in C2_Ds and P2P_Ds is about 1:145. The data imbalance made GCN classify all samples as legitimate, thereby achieving the highest accuracy. This also shows the necessity of pre-training the GCN model that extracts topology features with a balanced dataset. Among the other comparison methods, in the C2 architecture, the detection effect of methods introducing topology features was generally better than flow-based methods. In this respect, our method achieved the best results in all metrics. In the P2P architecture, our method achieved the highest accuracy and recall, and the F1-score ranked second. Overall, our method has stronger capabilities in identifying malicious nodes while

ensuring precision.

In terms of time cost, both flow-based and conversation-based methods had a time overhead of less than 1s, while the method based on traditional graph features had a time overhead of nearly 50s, significantly higher than other methods. Our method and the method using GCN had a time overhead of 1~2s, meeting the need for real-time detection.

Table 3 Comparison with other methods on C2 topology

Method	Type	Accuracy	Recall	F1-score	Running time
D. Zhao et al. [27]	Flow	0.8318	0.8251	0.8274	0.492s
Chen et al.[21]	Conversation	0.8884	0.7810	0.8226	0.627s
Kirubavathi et al.[10]	Flow	0.8065	0.7651	0.7829	0.403s
Alharbi et al. [22]	Topology	0.9779	0.8176	0.8534	46.333s
Zhou et al. [16]	Topology (GCN)	0.9931	0.0	-	1.710s
Wang et al.[24]	Topology+Flow	0.9698	0.8823	0.8333	21.230s
Ours	Topology+Flow	0.9885	0.9290	0.9276	1.997s

Table 4 Comparison with other methods on P2P topology

Method	Type	Accuracy	Recall	F1-score	Running time
Alauthaman et al.[20]	Flow	0.9730	0.9126	0.9419	0.145s
Kirubavathi et al.[10]	Flow	0.9470	0.8337	0.8755	0.232s
Chen et al.[21]	Conversation	0.8928	0.8733	0.8734	0.307s
Zhou et al. [16]	Topology (GCN)	0.9930	0.0	-	1.513s
Wang et al.[24]	Topology+Flow	0.9713	0.5384	0.5833	18.230s
ours	Topology+Flow	0.9910	0.9466	0.9235	1.801s

(2) Ablation Experiment

This experiment compares the model effects achieved by using only the flow features, only the topology features extracted by the pre-trained GCN, and the fusion of them. The C2_Ds dataset is used under the C2 architecture, and the P2P_Ds dataset is used under the P2P architecture, and the effects are validated using a 10-fold cross-validation method. The experimental results shown in Figure 3 and Figure 4 demonstrate that the fused features are significantly superior to the model effects obtained by using only the GCN in both architectures. Compared to using only flow features, the fusion of features significantly improved the detection rate and F1-score values under both architectures, indicating that the model has better capabilities to identify malicious nodes and a higher recognition accuracy. These results prove the effectiveness of the feature fusion method proposed in this paper.

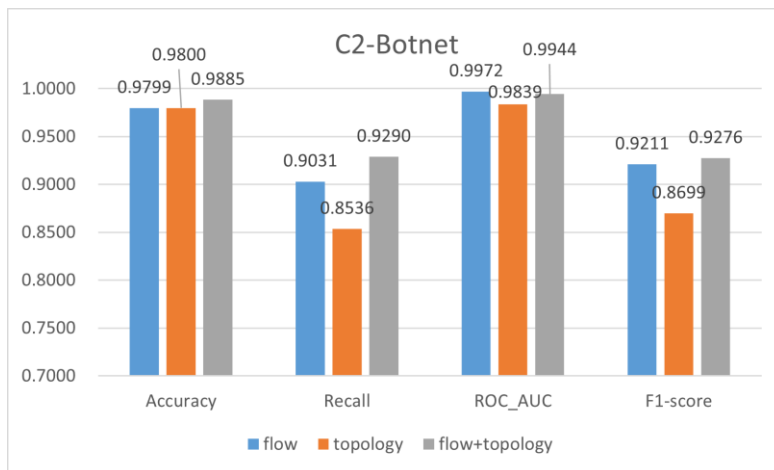


Figure 3 Ablation experiment under C2 topology

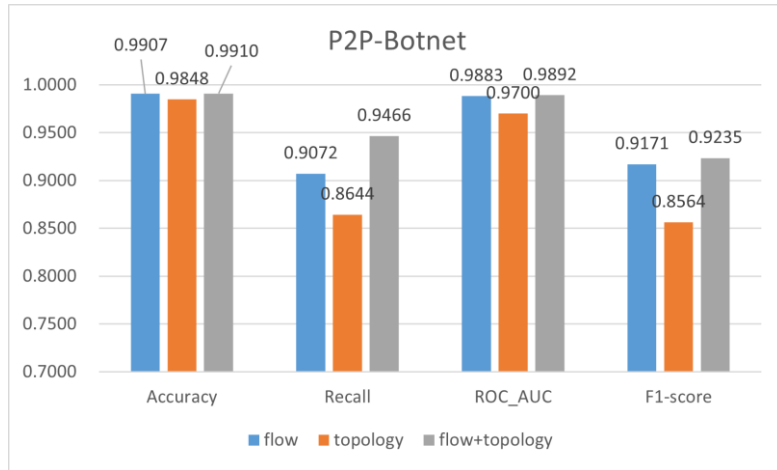


Figure 4 Ablation experiment under P2P topology

(3) Flow Feature Effectiveness Experiment

In this experiment, we aim to illustrate the potency of the five flow features we selected in nodes classification. We employed a 10-fold cross-validation on C2_Ds and P2P_Ds to compare the detection effectiveness of our flow features against those used by other flow-based methodologies. Figure 5 shows the specific comparative results. In the C2 botnet architecture, the features we designed significantly outperform other methods in all metrics. In the P2P botnet architecture, the features we designed also achieved excellent results that were almost identical to the best-performing features designed by Alauthaman et al.[20]. The time overhead comparison of extracting each feature in one-minute intervals is shown in Table 5. The five features we designed achieved the smallest time overhead because they do not require additional calculations. Overall, the five features used in our method have the shortest processing time and exhibit good detection performance in botnets of different architectures.

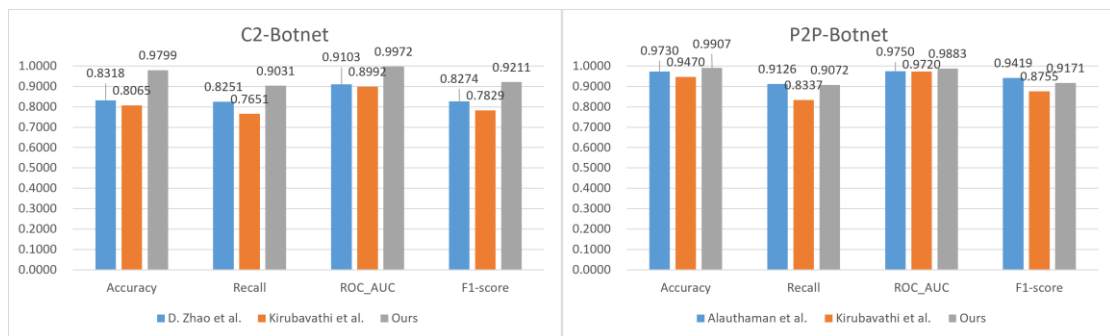


Figure 5 Comparison of flow feature effectiveness under C2 and P2P architectures

Table 5 Average feature extraction time Compared with other methods

Method	Running time(s)
Alauthaman et al.[20]	0.145
Kirubavathi et al.[10]	0.299
D. Zhao et al. [27]	0.503
ours	0.088

(4) GCN network layer experiment

This experiment aims to ascertain the optimal number of GCN network layers for extracting topology features under different network architectures. Specifically, we pre-train GCN networks of varying layers on Graph_C2_Ds and Graph_P2P_Ds, respectively. Post pre-training, we employ the GCN model to extract deep features from the corresponding architectural dataset (C2_Ds/P2P_Ds) and train the ExtraTree model via the 10-fold cross-validation method to evaluate the impact of deep features under different GCN layer counts.

For the C2 architecture, we experimented with network structures encompassing 10, 12, 14, and 16 layers. Given the more divergent structure of P2P networks, which necessitates deeper network layers to extract comprehensive topologies, we tested network structures with 16, 20, 24, and 28 layers.

Figure 6 and Figure 7 depict the detection efficacy of the features fused from GCNs with different numbers of layers after pre-training. From the figures, we can see that in the C2 architecture network, the most suitable number of GCN layers for feature fusion is 12; in the P2P architecture network, the malicious node detection rate is roughly equivalent when using features fused from GCNs with 16, 20, and 24 layers. However, using deep features from a 24-layer GCN results in the lowest false positive rate and the highest AUC-ROC. In summary, we chose a 12-layer GCN for feature fusion in the C2 architecture, and a 24-layer GCN for feature fusion in the P2P architecture.

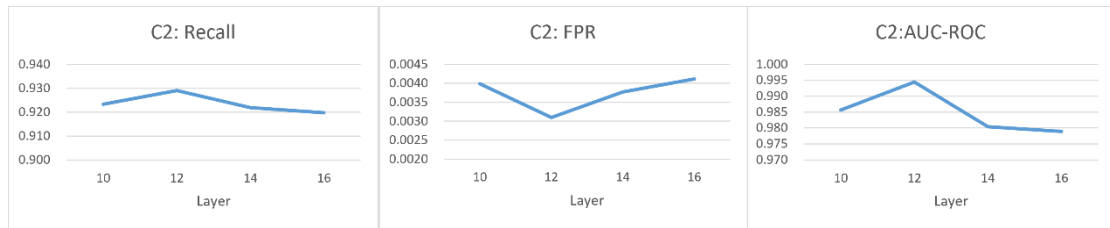


Figure 6 under the C2 architecture, detection effectiveness using features fused by GCN of various layer counts

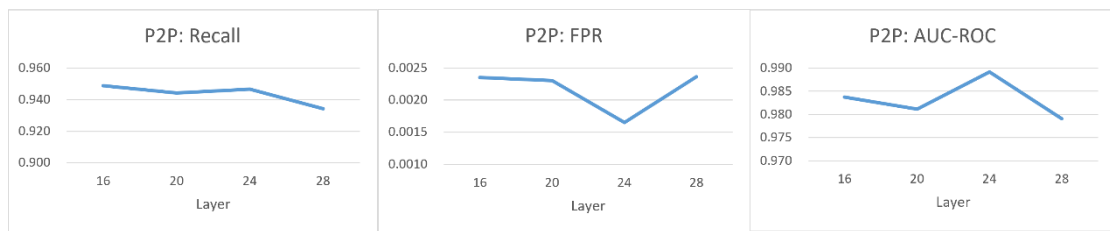


Figure 7 under the P2P architecture, detection effectiveness using features fused by GCN of various layer counts

(5) Classifier comparison experiment

In this experiment, we selected five very effective algorithms in the machine learning field: ExtraTree, AdaBoost, Naive Bayes, SVM, and MLP with 12 hidden layers, to test the model's classification performance on fused features on C2_Ds. The results in Table 6 show that the ExtraTree classifier performs the best overall, so we choose it as our final model classifier.

Table 6 detection effect comparison of different machine learning models

Classifier	Recall	FAR	AUC
ExtraTree	94.66%	0.16%	98.92%
AdaBoost	94.47%	3.60%	98.55%
NaiveBayes	83.42%	10.85%	94.85%
SVM	66.17%	21.59%	67.59%
MLP (12 hidden layers)	82.86%	0.17%	97.89%

5 Conclusions

Current methods for botnet detection often independently use flow features or topology features, leaving room for further enhancements in detection performance. In this paper, we present an innovative approach that leverages the message-passing mechanism of GCN to extract topology features and integrates flow features and topology features for detection.

Initially, we designed five easily extracted yet hard-to-evade features. Following this, we constructed a network communication graph from the original traffic data, using flow features to denote node features, hence capturing a comprehensive representation of both network behavior and network topological structure.

For the issue of effective GCN training on imbalanced traffic datasets, we pre-trained GCN using balanced graph datasets, enabling it to extract topology features of the communication graph. This pre-trained GCN is then used for the fusion of node traffic features and topology features, and the fused features are fed into the ExtraTree model for classification detection.

Our model, by using varying numbers of GCN layers, demonstrates flexibility in detecting botnets across both C2 and P2P architectures. Experimental results indicate that our method achieved recall rate of 92.90% and 94.66%, alongside F1-score of 92.76% and 92.35% for C2 and P2P architecture botnet detection respectively, positioning it as the currently superior method. Additionally, our approach demonstrates commendable real-time performance.

One limitation of our current model is that it employs different numbers of GCN layers for bots detection across P2P and C2 architectures, thus we cannot currently achieve simultaneous bot detection for both architectures with a single model. We plan to integrate the detection models of the two architectures in the future to achieve unified detection of bot nodes in both P2P and C2 architectures.

6 Reference

- [1] D. Plohmann, Gerhards-Padilla, F. Leder, Botnets: Detection, Measurement, Disinfection & Defence, Technical Report, The European Network and Information Security Agency (ENISA), 2011.
- [2] Botnets as a Vehicle for Online Crime – Coordination Center. N. Ianelli and A. Hackworth CERT cMellon University, Carnegie CERT (2005)
- [3] P. Bacher, T. Holz, M. Kotter, G. Wicherski, Know Your Enemy: Tracking Botnets (using honeynets to learn more about bots), Technical Report, The HoneyNet Project, 2008.
- [4] F.C Freiling, T. Holz, G. Wicherski, Botnet tracking: exploring a root-cause methodology to prevent distributed denial-of-service attacks,in: S. de Capitani di Vimercati, P. Syverson, D. Gollmann (Eds.),Computer Security ESORICS 2005, Lecture Notes in ComputerScience, vol. 3679, Springer, Berlin/Heidelberg, 2005, pp. 319–335.10.1007/11555827 19.
- [5] E. Biglar Beigi, H. Hadian Jazi, N. Stakhanova and A. A. Ghorbani, "Towards effective feature selection in machine learning-based botnet detection approaches." Communications and Network Security (CNS), 2014 IEEE Conference on. IEEE, 2014.
- [6] Sérgio S.C. Silva, Rodrigo M.P. Silva, Raquel C.G. Pinto, Ronaldo M. Salles, Botnets: A survey, Computer Networks, Volume 57, Issue 2, 2013, Pages 378-403, ISSN 1389-1286, <https://doi.org/10.1016/j.comnet.2012.07.021>.
- [7] J. Felix, C. Joseph, A. Ghorbani, Group Behavior Metrics for P2P Botnet Detection, Vol. 7618 of Lecture Notes in Computer Science, Springer Berlin Heidelberg, 2012, book section 9, pp. 93–104. doi:10.1007/978-3-642-34129-8_9. URL http://dx.doi.org/10.1007/978-3-642-34129-8_9
- [8] Alauthman, Mohammad, et al. "An efficient reinforcement learning-based Botnet detection approach." Journal of Network and Computer Applications 150 (2020): 102479.

- [9] Al Shorman, Amaal, Hossam Faris, and Ibrahim Aljarah. "Unsupervised intelligent system based on one class support vector machine and Grey Wolf optimization for IoT botnet detection." *Journal of Ambient Intelligence and Humanized Computing* 11 (2020): 2809-2825.
- [10] Kirubavathi, G., and R. Anitha. "Botnet detection via mining of traffic flow characteristics." *Computers & Electrical Engineering* 50 (2016): 91-101.
- [11] Abou Daya, Abbas, et al. "BotChase: Graph-based bot detection using machine learning." *IEEE Transactions on Network and Service Management* 17.1 (2020): 15-29.
- [12] Chowdhury, Sudipta, et al. "Botnet detection using graph-based feature clustering." *Journal of Big Data* 4 (2017): 1-23.
- [13] Dehmamy, Nima, Albert-László Barabási, and Rose Yu. "Understanding the representation power of graph neural networks in learning graph topology." *Advances in Neural Information Processing Systems* 32 (2019).
- [14] Kipf, Thomas N., and Max Welling. "Semi-supervised classification with graph convolutional networks." *arXiv preprint arXiv:1609.02907* (2016).
- [15] Lo, Wai Weng, et al. "XG-BoT: An explainable deep graph neural network for botnet detection and forensics." *Internet of Things* 22 (2023): 100747.
- [16] Zhou, Jiawei, et al. "Automating botnet detection with graph neural networks." *arXiv preprint arXiv:2003.06344* (2020).
- [17] Alani, Mohammed M. "BotStop: Packet-based efficient and explainable IoT botnet detection using machine learning." *Computer Communications* 193 (2022): 53-62.
- [18] Zeidanloo, Hossein Rouhani, et al. "Botnet detection based on traffic monitoring." 2010 International Conference on Networking and Information Technology. IEEE, 2010.
- [19] Saad, Sherif, et al. "Detecting P2P botnets through network behavior analysis and machine learning." 2011 Ninth annual international conference on privacy, security and trust. IEEE, 2011.
- [20] Alauthaman, Mohammad, et al. "A P2P Botnet detection scheme based on

decision tree and adaptive multilayer neural networks." *Neural Computing and Applications* 29 (2018): 991-1004.

- [21] Chen, Ruidong, et al. "An effective conversation-based botnet detection method." *Mathematical Problems in Engineering* 2017 (2017).
- [22] Alharbi, Afnan, and Khalid Alsubhi. "Botnet detection approach using graph-based machine learning." *IEEE Access* 9 (2021): 99166-99180.
- [23] Zhao, Jun, et al. "Multi-attributed heterogeneous graph convolutional network for bot detection." *Information Sciences* 537 (2020): 380-393.
- [24] Wang, Wei, et al. "BotMark: Automated botnet detection with hybrid analysis of flow-based and graph-based traffic behaviors." *Information Sciences* 511 (2020): 284-296.
- [25] F. Scarselli, M. Gori, A. C. Tsoi, M. Hagenbuchner and G. Monfardini, "The Graph Neural Network Model," in *IEEE Transactions on Neural Networks*, vol. 20, no. 1, pp. 61-80, Jan. 2009, doi: 10.1109/TNN.2008.2005605.
- [26] "An empirical comparison of botnet detection methods" [26]astian Garcia, Martin Grill, Jan Stiborek and Alejandro Zunino. *Computers and Security Journal*, Elsevier. 2014. Vol 45, pp 100-123. <http://dx.doi.org/10.1016/j.cose.2014.05.011>
- [27] D. Zhao, I. Traore, B. Sayed, W. Lu, S. Saad, A. Ghorbani, and D. Garant, "Botnet detection based on traffic behavior analysis and flow intervals," *Computers & Security*, 2013.
- [28] A. Shiravi, H. Shiravi, M. Tavallae, and A. A. Ghorbani, "Toward developing a systematic approach to generate benchmark datasets for intrusion detection," *Computers & Security*, vol. 31, no. 3, pp. 357–374, 2012.
- [29] S. Garcia, "Malware capture facility project," retrieved July 03, 2013.
- [30] François, Jérôme, et al. "BotTrack: tracking botnets using NetFlow and PageRank." *NETWORKING 2011: 10th International IFIP TC 6 Networking Conference*, Valencia, Spain, May 9-13, 2011, Proceedings, Part I 10. Springer Berlin Heidelberg, 2011.
- [31] Zhang, Bonan, et al. "A practical botnet traffic detection system using gnn." *Cyberspace Safety and Security: 13th International Symposium, CSS 2021*,

Virtual Event, November 9–11, 2021, Proceedings 13. Springer International Publishing, 2022.

- [32] Geurts, Pierre, Damien Ernst, and Louis Wehenkel. "Extremely randomized trees." *Machine learning* 63 (2006): 3-42.