
Look Before You Leap: An Exploratory Study of Uncertainty Measurement for Large Language Models

Yuheng Huang¹, Jiayang Song¹, Zhijie Wang¹, Huaming Chen², Lei Ma^{3,1}

¹University of Alberta, Canada ²The University of Sydney, Australia

³The University of Tokyo, Japan

{yuheng18, jiayan13, zhijie.wang}@ualberta.ca,
huaming.chen@sydney.edu.au, ma.lei@acm.org

Abstract

The recent performance leap of Large Language Models (LLMs) opens up new opportunities across numerous industrial applications and domains. However, erroneous generations, such as false predictions, misinformation, and hallucination made by LLMs, have also raised severe concerns for the trustworthiness of LLMs', especially in safety-, security- and reliability-sensitive scenarios, potentially hindering real-world adoptions. While uncertainty estimation has shown its potential for interpreting the prediction risks made by general machine learning (ML) models, little is known about whether and to what extent it can help explore an LLM's capabilities and counteract its undesired behavior. To bridge the gap, in this paper, we initiate an exploratory study on the risk assessment of LLMs from the lens of uncertainty. In particular, we experiment with twelve uncertainty estimation methods and four LLMs on four prominent natural language processing (NLP) tasks to investigate to what extent uncertainty estimation techniques could help characterize the prediction risks of LLMs. Our findings validate the effectiveness of uncertainty estimation for revealing LLMs' uncertain/non-factual predictions. In addition to general NLP tasks, we extensively conduct experiments with four LLMs for code generation on two datasets. We find that uncertainty estimation can potentially uncover buggy programs generated by LLMs. Insights from our study shed light on future design and development for reliable LLMs, facilitating further research toward enhancing the trustworthiness of LLMs.

1 Introduction

Large Language Models (LLMs) have demonstrated impressive capabilities in miscellaneous Natural Language Processing (NLP) tasks and promising adaptability in practical applications across diverse domains (e.g., text completion, language translation, code generation) [1–3]. Especially in the software engineering domain, LLMs have been recently considered as the new enabler and booster for a large spectrum of important tasks in software production processes, such as code explanation, code completion, program synthesis, program repair, software runtime analysis and monitoring [4–6]. Even in their early stage, LLMs present the potential to advance automation, intelligentization, and information integration (of software assets in diverse formats/sources) to the next level throughout the software production pipeline and life-cycle.

Despite the attractive performance that LLMs present and their rapid evolution within both academics and industries, a non-trivial limitation of LLMs is the propensity to generate erroneous information without warning. Such phenomenon of erroneous generation has different manifestations (e.g., hallucination [7], disinformation [8], bias [9]) across various tasks. Generally, the current LLMs exhibit the tendency to generate problematic, nonfactual responses that are not from training sources

Example: Question Answering with correct response and risky response

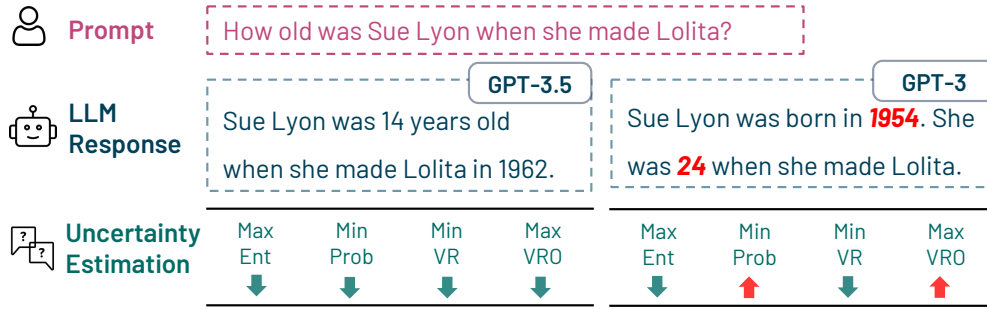


Figure 1: Uncertainty estimation for a question answering task.

or are misguided by biased data. However, these responses are presented in a natural human-like way [10, 11]. Fig. 1 (GPT-3) shows that an LLM answered a question with nonfactual information. Such characteristics often make erroneous information highly mixed and intertwined with confident and factual contexts, which makes fault detection and localization difficult without close inspection and diligent fact-checking[1]. It is thus challenging to use LLMs in practical scenarios without appropriate risk assessment techniques for safety, security and reliability concerns.

Uncertainty estimation is considered one of the most effective risk assessment methods for general Machine Learning (ML) models, which targets to measure the confidence level of model outputs [12–14]. Such techniques also have the potential for detecting erroneous generation from LLMs [15]. For example, Fig. 1 shows that a higher uncertainty score could possibly indicate an erroneous generation, while a lower uncertainty score might indicate a more reliable response. However, considering the large-scale, black-box natures of existing LLMs, the research in this area is still at the early stage with relatively simple approaches (i.e., single-inference based methods) [15]. It is not clear whether and to what extent more advanced uncertainty estimation methods could be more effective when measuring and characterizing an LLM’s capability limitations. In addition, to better cater to the distinct features of LLMs (e.g., various task handling, high computational cost, etc.), adaptations of traditional uncertainty estimations would be needed to bridge the gap and apply them to LLMs. To the best of our knowledge, up to the present, there is a lack of a general framework of integrating different uncertainty estimation methods for LLMs, as well as a systematic study to investigate the effectiveness of uncertainty estimation to characterize an LLM’s capabilities.

Therefore, to bridge this gap, we present an exploratory study to understand the trustworthiness of LLMs from the lens of uncertainty estimation. To enhance the versatility of various applications, we strive to identify suitable methods to avoid the need of LLMs internal information, given the fact that LLMs are large-scale with a lack of opacity. We collect and implement twelve representative uncertainty estimation methods for general DNNs, and adapt them to the general LLMs usage. To better capture an in-depth understanding of the effectiveness of these methods, we conduct large-scale experiments with seven LLMs on both NLP (i.e., question answering, text summarization, machine translation) and programming (i.e., code generation) tasks to analyze the correlation between uncertainty estimation results and LLMs performance. In particular, we study following research questions:

- **RQ1:** To what extent the uncertainty estimation techniques could help identify potential risks in NLP tasks?
- **RQ2:** What limitations do the selected uncertainty estimation methods encounter in the context of NLP tasks?
- **RQ3:** To what extent the uncertainty estimation methods can assist in identifying potential risks in code generation?
- **RQ4:** What constraints do the selected uncertainty estimation methods face when applied to code generation?

Our results confirm that uncertainty measurement can not only help to uncover erroneous responses on general NLP tasks, but also has the potential to behave as an indicator to identify buggy programs in code generation. We further provide insights and highlight a few potential research directions to leverage uncertainty estimation towards enhancing of trustworthiness of LLMs for real-world applications across domains. First, more research is needed on uncertainty estimation techniques exclusively for LLMs to better fit the corresponding diverse task handling ability. Furthermore, in terms of code generation, more advanced and precise task-specific distance metrics are called to provide better guidance for conducting more accurate uncertainty estimation.

The contributions of this paper are summarized as follows:

- We carefully collect and implement twelve different uncertainty estimation methods that fit the LLM’s characteristics and are applicable to the general usage of LLMs.
- We conduct large-scale evaluation with seven LLMs on four different domains’ tasks. Our results confirm that uncertainty estimation can be an asset in uncovering the risks underlying the LLMs’ predictions.
- We provide an in-depth analysis of the challenges in existing uncertainty methods for LLMs and distilled a set of implications and future opportunities towards reliable and trustworthy LLMs.

2 Background and Related Work

2.1 Large Language Models

In general, a *language model* models sequences of words as a probability distribution, which can be further used to generate coherent and contextually relevant text via conditioning based on a given prompt. Representative traditional language models include HMM (hidden Markov model) [16], *n*-gram [17], and RNN (recurrent neural networks) [18]. Recently, a specific type of neural network architecture, i.e., Transformer [19], has achieved attractive performance on language modeling. Large language models (LLMs) now typically refer to those Transformer-based language models pre-trained with large-scale text corpus and billions of parameters. LLMs have also achieved promising performance in many downstream tasks, e.g., text classification [20], text summarization [21], and machine translation [22].

Based on different Transformer architectures and pre-training tasks, LLMs largely fall into three categories: *encoder-only*, *encoder-decoder*, and *decoder-only*. *Encoder-only* LLMs also refer to masked language models (MLM), which are pre-trained through masking a certain portion of tokens (e.g., 15%) in a sequence. The training objective is to predict those masked tokens correctly. Representative *encoder-only* LLMs include BERT [23], RoBERTa [24], GraphCodeBERT [25], etc. Different from *encoder-only* LLMs, *encoder-decoder* LLMs, such as BART [26], CodeT5 [27], are pre-trained through masked span prediction (MSP). *Encoder-decoder* LLMs first learn a representation from input prompts before decoding into another sequence. They are thus usually trained for sequence-to-sequence purposes. Lately, *decoder-only* LLMs have become the mainstream of LLMs research due to their training efficiency and scalability for large-scale datasets and complex model architectures (i.e., billions of model parameters). *Decoder-only* LLMs are autoregressive models. Their training objective is to predict the next token given all previous (left-only) tokens. GPT-based (generative pre-trained transformers) models (e.g., GPT2 [28], GPT3 [29], LLaMA [30]) all belong to this category. In this work, we mainly focus on *decoder-only* LLMs since they have SOTA performance. We further detail subject LLMs in our study in Sec. 4.1.

Though LLMs are pre-trained without specific tasks in mind, they can often be used for downstream tasks in two ways, i.e., through (1) prompting and (2) fine-tuning. Prompting refers to the process of in-context learning that “teaches” an LLM to solve a specific task by injecting certain knowledge and instructions into the input prompts. Different from prompting, fine-tuning is the process of updating an LLM’s neural network weights through a supervised-learning strategy for certain tasks (e.g., text classification). Recently, *decoder-only* LLMs have also been used with reinforcement learning from human feedback (RLHF) to improve their performance in understanding complex input prompts and following human instructions. As a result, Chat-GPT (GPT3.5 with RLHF) [31] has shown superior performance in solving various complex tasks (e.g., program synthesizes [32], program repair [6]) by only following the user’s instructions and feedback through a dialogue. In our study, we mainly consider LLMs through prompting (that is widely used in practice) and focus on how

to estimate an LLM’s uncertainty in a “black-box” way (i.e., only accessing the model’s prediction output probabilities). We introduce our experiment settings in Sec. 4.2.

2.2 Risk Assessment for Machine Learning Models

Machine learning models, especially deep learning ones, are known to be notoriously hard to interpret due to their complexity and opacity. Using ML models without appropriate risk assessment could potentially lead to particular concerns and threats regarding trustworthiness, e.g., safety [33], security [34], and ethics [35]. So far, some risk assessment techniques for general machine learning models have been proposed to reduce the impacts of these concerns [36, 37, 14, 38, 39]. Among them, there are two representative categories of risk assessment techniques: (1) data distribution analysis and (2) uncertainty estimation.

The data-driven nature of ML models requires developers to take data into account, especially when test data could be much more different compared with the training data in terms of their distribution. Data distribution analysis, including detecting distribution shift [37] and out-of-distribution samples [40], is proposed to identify such differences and avoid potential risks on unseen data. However, data distribution analysis usually requires access to training data, which is often not feasible for LLMs trained on either huge data corpus or private data corpus. Therefore, in this work, we propose to focus on *uncertainty estimation*.

In general, uncertainty estimation aims to measure an ML model’s confidence level of a certain prediction. There are two main types of uncertainty in an ML model’s predictions: *aleatoric* uncertainty and *epistemic* uncertainty [41]. *Aleatoric* uncertainty refers to the uncertainty that arises from observations (e.g., sensor noises in an ML model for autonomous driving). By contrast, *epistemic* uncertainty accounts for uncertainty in an ML model’s parameters. Insufficient knowledge of an ML model (e.g., lack of a specific type of training data) usually leads to high *epistemic* uncertainty. In this paper, we mainly discuss estimating *epistemic* uncertainty for LLMs. Uncertainty estimation roughly falls into four categories [42]: (1) *single deterministic methods* [43], (2) *ensemble methods* [44], (3) *Bayesian methods* [45], and (4) *test-time augmentation methods* [46]. *Single deterministic methods* calculate prediction uncertainty based on one forward pass within a deterministic ML model. *Ensemble methods* estimate uncertainty based on a set of different ML models’ output. By contrast, *Bayesian methods* only leverage the inherent stochasticity of an ML model (e.g., dropout layer in deep neural networks [47]). *Test-time augmentation methods* are model-agnostic, which augment the input data at test-time to measure a model’s prediction uncertainty [48]. Since we focus on the risk assessment for one standalone LLM, *ensemble methods* are excluded from our study. We detail the uncertainty estimation methods used in this work in Sec. 3.

In addition to the aforementioned general risk assessment techniques, there are also a few works specified for risk assessment of LLMs [49–54, 15]. The most related works are those proposed for uncertainty estimation of LLMs [52–54, 15]. Xiao et al. leverage *ensemble methods* to measure the natural language generation model’s uncertainty and detect potential hallucinations [52]. Similarly, Malinin et al. propose a unified uncertainty estimation method for autoregressive structured prediction tasks based on *ensemble methods* [53]. To overcome the challenge of capturing “semantic equivalence” in natural language, Kuhn et al. propose *semantic entropy* that incorporates linguistic invariances created by shared meanings [54]. Recently, Manakul et al. propose SelfCheckGPT, a black-Box hallucination detection method based on token-level prediction likelihood and entropy [15]. In light of the limitations of these works, our work is the first work that is not limited to specific natural language or tasks by covering twelve uncertainty estimation methods. Furthermore, our study investigate the role of uncertainty estimation with extensive experiments with seven LLMs and six tasks, providing insights and evidence for its effectiveness as the risk assessment technique for LLMs.

3 Uncertainty Estimation for LLMs

In this section, we first discuss the problem scenario in our study, including the corresponding assumptions. Then, we introduce our twelve uncertainty estimation techniques (three categories) based on the number of inferences required.

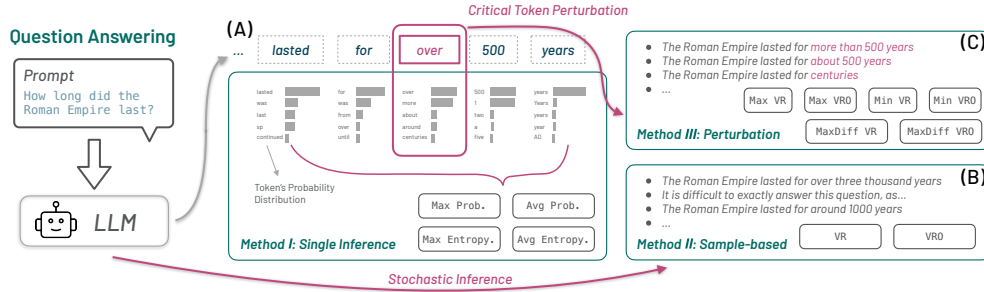


Figure 2: A running example of how different uncertainty estimation methods work for a QA problem with GPT3 [29].

3.1 Problem Scenario

Given an input prompt $X = [x_1, x_2, \dots, x_n]$ (x_i denotes i th input token), an LLM f with pre-trained weights w generates another sequence $Y = [y_1, y_2, \dots, y_m]$ (y_j denotes j th generated token) through a decoding process:

$$y_j = f([X, y_1, y_2, \dots, y_{j-1}]|w), \quad (1)$$

An uncertainty estimation method g is to calculate a score u regarding the uncertainty of Y .

Though an LLM can be regarded as an ML model, it is limited by the inherent properties for some existing uncertainty estimation methods. Following we discuss the unique characteristic of LLMs and challenges in uncertainty estimation for LLMs compared with other ML models.

- **Complexity.** The state-of-the-art (SOTA) LLMs are usually pre-trained with billions of parameters (e.g., GPT-3 [29] model has 96 layers with 6.7 billion parameters). Therefore, “white-box” analysis for interpreting LLMs (e.g., inspecting neuron activation [55], inspecting attention values [56, 57]) that requires both significant manual and computational efforts is not feasible.
- **Opacity.** There is also a lack of opacity in SOTA LLMs. First, the SOTA LLMs are usually trained with large-scale text corpus, where such data can be either publicly available or from private sources. Therefore, risk assessment techniques that require access to training data (e.g., OOD detection) can not be used in our context. Additionally, some of the SOTA LLMs are potentially proprietary assets for a company (e.g., GPT-3 [29]), where one can only access the inference results through provided APIs.
- **Task diversity.** Though the usage of LLMs can be described in a general form as Eq. 1, tasks that LLMs can solve are of greater diversity. Notably, LLMs can be used for user-defined tasks through prompting/few-shot learning (see discussion in Sec. 2.1). Therefore, uncertainty estimation methods that are proposed for a specific narrow domain (e.g., text classification) are hard to be used as a general risk assessment technique for LLMs.

With these characteristics and challenges in mind, we show the information that we can get from the majority of both open-source and closed-source LLMs in Fig. 2 (A). In most cases, we are only able to obtain the output tokens as well as the probability distribution over the vocabulary for each token. Specifically, for closed-source models such as GPT-3 [29] and GPT-3.5 [58], one is only able to obtain the top- k probabilities (i.e., k possible tokens with the highest probabilities) for each predicted token. Formally, we can formulate the uncertainty estimation in our study as

$$u = g(f(\cdot), X, Y, P), \quad (2)$$

where P is either the probability distribution or top- k probabilities for each token.

Finally, we select twelve uncertainty estimation methods covering *single deterministic methods*, *Bayesian methods*, and *test-time augmentation methods* (see discussion in Sec. 2.2). We categorize our uncertainty estimation methods based on the number of inferences required and detail them in the following.

3.2 Single-inference Uncertainty Estimation

Single-inference uncertainty estimation methods can be seen as *single deterministic methods* in Sec. 2.2. These methods usually calculate an ML model’s confidence based on the probability distribution of the prediction [59, 60]. In particular, such methods are usually used for classification tasks. Though LLMs can be used in various different tasks, the generation of each token (see Eq. 1) can still refer to a classification problem (i.e., choose one token from the entire vocabulary). To aggregate the uncertainty information obtained at the token level, Manakul et al. [15] propose four different metrics to aggregate token-level uncertainty into sentence-level.

In particular, a sentence-level uncertainty score can be obtained by taking either the maximum or average of the likelihood $-\log p$ in a sentence:

$$\text{Max}(-\log p)_i = \max_j(-\log p_{ij}), \quad (3)$$

$$\text{Avg}(-\log p)_i = -\frac{1}{J} \sum_j \log p_{ij}, \quad (4)$$

where p_{ij} is the probability of a token at position j of a sentence i . Additionally, one can also replace the likelihood $-\log p$ with the entropy \mathcal{H} :

$$\text{Max}(\mathcal{H})_i = \max_j[\mathcal{H}_{ij}], \quad (5)$$

$$\text{Avg}(\mathcal{H})_i = \frac{1}{J} \sum_j \mathcal{H}_{ij}, \quad (6)$$

where \mathcal{H}_{ij} is the entropy of this token’s probability distribution over the vocabulary.

After obtaining sentence-level uncertainty estimation, one can further calculate the passage-level uncertainty score by taking the average over all sentence-level uncertainty scores. In this study, we use the metrics discussed above as the **single-inference uncertainty estimation methods** and denote them as **Max Prob**, **Average Prob**, **Max Ent** and **Average Ent**.

3.3 Multi-inference Uncertainty Estimation

Multi-inference uncertainty estimation methods leverage the stochastic in either an model’s parameters (e.g., *Bayesian methods*) or data (e.g., *test-time data augmentation methods*) to collect a set of non-deterministic predictions. A model’s prediction uncertainty is then estimated as the divergence among those predictions.

3.3.1 Metrics

Two metrics were widely used to measure such divergence: (1) variation ratio (VR) and (2) variation ratio for original prediction (VRO) [47, 61, 62]. Originally, both metrics are defined for a classification problem. Wang et al. extend the definitions of *VR/VRO* and show that they are still effective in tasks other than classification. We introduce these two metrics in the following:

$$\text{VR} = 1 - \frac{\sum_{i=1}^T w * \frac{\sum_{j=1, j \neq i}^{j=T} (1 - \text{dist}(p_i, p_j))}{T-1}}{T}, \quad (7)$$

$$\text{VRO} = 1 - \frac{\sum_{i=1}^T (1 - \text{dist}(p_i, p_{LM}))}{T}, \quad (8)$$

where T is the number of inferences, $\text{dist}(\cdot)$ denotes the distance function between two outputs. p_i and p_j are the inference result at i th and j th inference. p_{LM} is the prediction result from the original model M . w denotes a weight matrix.

We now use an example to demonstrate the calculation of *VR/VRO* in Fig. 3. Suppose we have three different generations given stochasticity in either model or data. $(1 - \text{BLEU})$ score [63] is used as $\text{dist}(\cdot)$ to measure the differences between two sentences¹. Suppose we use identical weights for VR, then VR in this case is

$$\text{VR} = 1 - \frac{\frac{0.69+1}{2} + \frac{1+1}{2} + \frac{0.69+1}{2}}{3} \approx 0.10. \quad (9)$$

Similarly, VRO is

$$\text{VRO} = 1 - \frac{0.69 + 0.69 + 1}{3} \approx 0.21. \quad (10)$$

¹A higher $(1 - \text{BLEU})$ indicates a lower similarity between two texts.

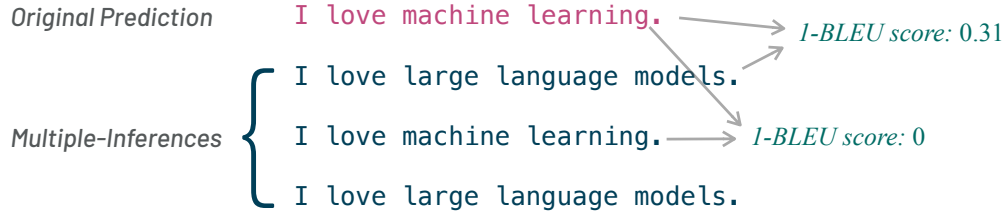


Figure 3: An example of multiple inferences with LLMs.

Table 1: Subject LLMs in our study.

LLMs	GPT-2-XL [28]	LLaMA-7B [30]	GPT-3 [29]	GPT-3.5 [58]	Incoder [65]	SantaCoder [66]	CodeGen-6.1B [67]
Model Size	1.5B	6.7B	6.7B	175B	6.7B	1.1B	6.1B
Training Data	40 GB	1,000B tokens	570 GB	Unkown	159 GB	268 GB	217 GB
Domain	General	General	General	General	Code	Code	Code
Provider	OpenAI	MetaAI	OpenAI	OpenAI	MetaAI	BigCode	Salesforce
Access	open-source	open-source	closed-source	closed-source	open-source	open-source	open-source

3.3.2 Stochastic inference

To enable stochasticity of an ML model, one popular way is to execute it with the dropout layer(s) enabled at test-time [47]. However, this is not feasible given that we focus on “black-box” analysis. We introduce two different ways to enable stochasticity in our study: (1) **sample-based method** (*Bayesian methods*) and (2) **perturbation-based method** (*test-time augmentation methods*).

Sample-based method. Randomness exist in LLMs’ generation process. Specifically, by controlling the parameter *temperature* (t), an LLM’s generation can be either deterministic or non-deterministic. When t is 0, an LLM will always choose the token with largest probability (i.e., greedy decoding). Thus the generation will be deterministic. When $t > 0$, an LLM will randomly choose a token as long as its probability is larger than a threshold. A higher t will lead to a larger randomness in an LLM’s generation. In this study, we set $t > 0$ to enable an LLM’s stochasticity and generate non-deterministic outputs. We refer to this method as *sample-based method*. We denote the usages of two different metrics as **Sample VR** and **Sample VRO**. We detail the choices of t in Sec. 4.4.

Perturbation-based method. An LLM’s stochasticity could also be enabled when changing the input prompt or perturbing a generated token. This also refers to the *test-time augmentation methods*. Intuitively, along the chain of the token generation, any perturbation of a generated token can affect the proceeding tokens’ generation (recall Eq. 1), and possibly result in two semantically different texts. We refer to an example in Fig 2 (C), where LLM answers the question, “*How long did the Roman Empire last?*” Changing the word *over* in the generation results could yeild a completely different result, “*lasted for centuries.*” This phenomenon shows an intriguing property of LLMs: their stochastic nature along the prediction chain with respect to perturbation.

Therefore, in this study, we propose an adaptive method to perturb “critical” token(s) during an LLM’s generation process. Prior work has shown that tokens with high entropy in a sentence usually convey more information from the information theory perspective [64]. Consequently, perturbations at such points could possibly lead to a more pronounced change compared with others. To explore the effectiveness of using such perturbation for measuring uncertainty, we define three types of interest points to perturb: (1) the point with the highest entropy; (2) the point with the lowest entropy; (3) the point that gains the maximum entropy from the previous token in a response. In our study, we select the token that matches one of these three types of points and replace it with k other tokens with highest probabilities. We name this method *perturbation-based method* and denote six different variants as: **Max VR**, **Max VRO**, **Min VR**, **Min VRO**, **MaxDiff VR**, and **MaxDiff VRO**. We justify the choice of k in Sec. 4.4.

4 Study Design

In this section, we introduce our study design and methodology to answer our research questions in Sec. 1.

Table 2: The collected NLP and programming tasks.

Dataset	Task Domain	Size (# instances)
Eli5-Category	Question Answering	5,411
Wiki-QA	Question Answering	243
CNN/Daily Mail	Text Summarization	11,490
WMT 2014	Machine Translation	3,003
MBPP	Code Generation	500
HumanEval	Code Generation	164

4.1 Subject LLMs

In order to provide a thorough evaluation of the effectiveness of uncertainty measurement as the risk assessment for LLMs in both natural language and domain-specific (i.e., code-generation) problems, we have chosen a broad spectrum of representative models. We select these models considering their availability, diversity, and computational requirements. Two open-source general LLMs, two closed-source general LLMs, and three LLMs specified for code generation are selected. We present our selected LLMs in Table 1

4.2 Tasks

To comprehensively understand the effectiveness of selected uncertainty estimation methods, we select a set of diverse and challenging tasks as a benchmark (Table. 2). Specifically, our evaluation covers four NLP tasks from three different domains (i.e., question answering, text summarization, and machine translation). Furthermore, our evaluation also includes two different code generation tasks. Below we introduce different domains’ tasks.

Question Answering (QA) requires an LLM with capabilities of understanding users’ intentions, extracting learned knowledge, and organizing the responses. In this study, we select two different benchmarks for QA: *Eli5-category* [68] and *Wiki-QA* [69]. *Eli5-category* is a collection of 5,411 questions and answers gathered from Reddit. *Wiki-QA* is a collection of questions extracted from *Bing* query logs with Wikipedia summaries as answers. We select 243 instances after the de-duplication and removal of questions without answers.

Text Summarization aims to condense a long text into a concise short summary. Different from QA, text summarization focus on benchmarking an LLM’s capabilities of extracting critical information from a long paragraph of text. We use CNN/Daily Mail dataset [70] as the benchmark for text summarization. It comprises 11,490 news articles from CNN and the Daily Mail, with summaries obtained through the concatenation of highlighted sentences as composed by the original authors. Note that during the evaluation, we add a prompt TL;DR after the input text to enable an LLM’s in-context learning ability for summarization [28].

Machine Translation is another fundamental task to benchmark language models. In this study, we use WMT 2014 dataset [71], including 3,003 pairs of French-English transcripts, to evaluate LLMs. Similar to text summarization, we use a specific prompt template:

```
Translate French to English:
loutre de mer => sea otter #example
[Input French Transcript] =>
```

Note that the example is randomly chosen from the dataset.

Code Generation requires an LLM to understand both natural language (e.g., task description) and programming languages (e.g., formal structures and precise syntax). We select two datasets as benchmarks for code generation: HumanEval [72] and MBPP [5]. HumanEval consists of 164 programming problems with manually-written test cases released by OpenAI. MBPP includes 1,000 crowd-sourced Python programming problems with entry-level difficulties.

Table 3: Task-specific $dist(\cdot)$ metrics in *VR/VRO*

Task	Metric
Question Answering	F1 score [69]
Text Summarization	ROUGE-L [77]
Machine Translation	BLEU [63]
Code Generation	CodeBLEU [78]

4.3 Evaluation Metrics

NLP Tasks. We use *semantic distance* to measure the performance of LLMs’ generation for NLP tasks. Specifically, we first embed the text using sentence-transformer [73] and compute the cosine distance of the embeddings. A higher cosine distance value indicating a greater level of similarity. This metric can generalize to different NLP tasks regardless the length and form of generation. Note that while there are some other metrics specialized for each NLP task that relies on string-matching (e.g., F1 score for text summarization), we argue two major shortcomings exist when using such metrics. First, string-matching might not accurately capture the divergence between the model’s output and the ground truth (e.g., when the output and ground truth are semantically equivalent while lexically different). Additionally, LLMs without fine-tuning might generate responses in a free-form manner that are often longer than the ground truth in, e.g., text summarization and question answering. In this case, even an LLM answers correctly, metrics based on string-matching could still mis-indicate its performance due to the length differences.

Code Generation Task. For code generation, we use $Pass@k$ to evaluate an LLM’s performance [72]). Specifically, $Pass@k$ measures if any of the k programs generated by an LLM can pass the provided test cases. In our experiments, we set $k = 1$.

4.4 Experiment Settings

Uncertainty measurement. We investigate twelve uncertainty estimation methods in our experiments: four *single-inference* methods, two *sample-based* methods, and six *perturbation-based* methods. We set number of inferences T to 5 for both *sample-based* and *perturbation-based* methods. This is for a fair comparison between these two methods since closed-source LLMs (i.e., GPT-3, GPT-3.5) only provide access to top-5 tokens for each token’s generation. Therefore, only 5 inferences can be obtained with the *perturbation-based* method on closed-source LLMs. For temperature t , we follow the previous work and set t to 0.7 when enabling on an LLMs’ stochasticity [74, 75].

For distance metric in *VR* and *VRO* (i.e., $dist(\cdot)$ in Eq. 7&8), we consider both (1) general metrics based on embeddings’ cosine distance and (2) task-specific metrics. For general metrics, we use *all-mpnet-base-v2* [76] for natural language tasks and *codebert-base* [25] for code data. For task-specific metrics, we consider the following choices in Table 3.

Experiment setups. Due to the API constraints, an inference of closed-source LLMs (i.e., GPT3 and GPT3.5) could take up to 20 seconds. Consequently, evaluating an LLM on CNN/Daily Mail dataset with 11,490 instances would require nearly 575 hours. Therefore, we randomly sample each NLP task’s dataset with 100 instances when evaluating closed-source LLMs. We further sample 40 out of 164 and 125 out of 500 instances for HumanEval and MBPP, respectively.

Hardware and software dependencies. To conduct our large-scale experiments, we utilize a cluster of servers with AMD 3955WX CPU (3.9GHz), 256GB RAM, and four NVIDIA A4000 GPUs (16GB VRAM of each). The evaluation of open-source LLMs takes more than 480 GPU hours. We enable the half-precision mode for LLMs with over 6B parameters for the purpose of faster inference and lower VRAM usage.

5 Results

The main aim of our research is to investigate how different uncertainty measurements can be used for risk assessment for LLMs. Thus, the Pearson correlation coefficient between the uncertainty scores and the performance scores of the LLMs is calculated to examine the relationship. The higher

Table 4: Pearson correlation coefficients between uncertainty scores and LLMs’ performance on four NLP tasks. The results of VR/VRO are presented as “*cosine distance-based (task-specific distance-based)*.” Highest correlations from different categories are ranked and highlighted as **top-1**, **top-2**, and **top-3**.

Dataset	LLM	Single-inference Method				Sample-based Method	
		Max Prob	Average Prob	Max Ent	Average Ent	Sample VR	Sample VRO
CNN/Daily Mail	GPT2	-0.168	-0.198	-0.036	-0.158	-0.325 (-0.091)	-0.510 (-0.189)
	LLaMA	-0.225	-0.420	-0.086	-0.415	-0.380 (-0.236)	-0.520 (-0.324)
	GPT3	-0.231	-0.202	-0.145	-0.170	-0.326 (-0.210)	-0.413 (-0.268)
	GPT3.5	-0.1187	-0.1186	-0.036	-0.106	-0.288 (-0.181)	-0.295 (-0.191)
Eli5-Category	GPT2	-0.0208	0.0212	-0.077	0.014	-0.333 (-0.168)	-0.567 (-0.335)
	LLaMA	0.025	0.030	-0.040	0.007	-0.257 (-0.136)	-0.655 (-0.396)
	GPT3	-0.054	-0.207	-0.016	-0.172	-0.275 (-0.136)	-0.359 (-0.164)
	GPT3.5	-0.037	-0.240	-0.084	-0.289	-0.224 (-0.053)	-0.253 (-0.061)
Wiki-QA	GPT2	-0.110	-0.003	-0.134	-0.004	-0.433 (-0.150)	-0.682 (-0.434)
	LLaMA	-0.057	0.033	-0.099	-0.020	-0.347 (-0.260)	-0.598 (-0.468)
	GPT3	-0.112	-0.192	0.017	-0.107	-0.435 (-0.151)	-0.449 (-0.164)
	GPT3.5	-0.051	-0.107	-0.065	-0.105	-0.341 (-0.077)	-0.380 (-0.080)
WMT 2014	GPT2	0.239	0.073	0.282	0.081	-0.556 (-0.253)	-0.656 (-0.276)
	LLaMA	-0.044	-0.153	-0.060	-0.166	-0.472 (-0.353)	-0.837 (-0.636)
	GPT3	-0.046	-0.162	-0.039	-0.176	-0.228 (-0.275)	-0.235 (-0.306)
	GPT3.5	0.089	-0.158	0.050	-0.175	-0.272 (-0.075)	-0.282 (-0.045)

Dataset	LLM	Perturbation-based					
		Max VR	Max VRO	Min VR	Min VRO	MaxDiff VR	MaxDiff VRO
CNN/Daily Mail	GPT2	0.263 (0.389)	0.143 (0.350)	-0.039 (0.254)	-0.239 (0.292)	0.065 (0.339)	-0.227 (0.289)
	LLaMA	0.293 (0.444)	0.118 (0.403)	-0.025 (0.329)	-0.315 (0.277)	0.036 (0.362)	-0.325 (0.294)
	GPT3	-0.232 (-0.166)	-0.34 (-0.216)	-0.100 (-0.106)	-0.041 (-0.045)	-0.296 (-0.143)	-0.328 (-0.159)
	GPT3.5	-0.143 (-0.029)	-0.148 (-0.015)	-0.065 (-0.102)	-0.084 (-0.118)	-0.316 (-0.22)	-0.283 (-0.207)
Eli5-Category	GPT2	-0.453 (-0.173)	-0.456 (-0.182)	-0.243 (-0.107)	-0.241 (-0.13)	-0.471 (-0.165)	-0.47 (-0.179)
	LLaMA	-0.562 (-0.181)	-0.565 (-0.196)	-0.406 (-0.150)	-0.434 (-0.160)	-0.541 (-0.168)	-0.537 (-0.181)
	GPT3	-0.085 (0.128)	-0.112 (0.106)	-0.108 (-0.010)	-0.118 (-0.007)	-0.071 (-0.117)	-0.15 (-0.143)
	GPT3.5	-0.033 (-0.042)	-0.050 (-0.034)	-0.005 (-0.067)	0.021 (-0.031)	-0.111 (-0.134)	-0.118 (-0.110)
Wiki-QA	GPT2	-0.599 (-0.132)	-0.577 (-0.139)	-0.433 (-0.152)	-0.426 (-0.140)	-0.617 (-0.138)	-0.607 (-0.149)
	LLaMA	-0.379 (-0.193)	-0.428 (-0.214)	-0.385 (-0.190)	-0.432 (-0.208)	-0.507 (-0.227)	-0.527 (-0.239)
	GPT3	-0.173 (-0.132)	-0.291 (-0.290)	-0.074 (-0.063)	-0.149 (-0.182)	-0.338 (-0.255)	-0.457 (-0.378)
	GPT3.5	-0.353 (-0.114)	-0.309 (-0.110)	0.082 (-0.028)	0.100 (-0.047)	-0.345 (-0.285)	-0.328 (-0.277)
WMT 2014	GPT2	-0.231 (-0.005)	-0.24 (-0.133)	-0.072 (-0.026)	-0.019 (-0.129)	-0.226 (-0.051)	-0.197 (-0.101)
	LLaMA	-0.415 (-0.285)	-0.417 (-0.307)	-0.208 (0.033)	-0.195 (0.140)	-0.349 (-0.168)	-0.361 (-0.118)
	GPT3	-0.166 (-0.073)	-0.169 (-0.097)	-0.071 (-0.133)	-0.077 (-0.130)	-0.22 (-0.094)	-0.252 (-0.114)
	GPT3.5	-0.476 (-0.466)	-0.475 (-0.442)	-0.231 (-0.278)	-0.194 (-0.255)	-0.464 (-0.355)	-0.439 (-0.349)

the absolute value of the coefficient, the stronger the correlation. Below we answer our research questions based on the the Pearson correlation coefficient results.

5.1 RQ1: To what extent the uncertainty estimation techniques could help identify potential risks in NLP tasks?

To answer this research question, we evaluate four general LLMs (i.e., GPT-2, LLaMA, GPT-3, GPT-3.5). We present results of Pearson correlation coefficients between uncertainty scores and LLMs’ performance in Table 4. The higher the absolute value of the coefficient, the stronger the correlation. We investigate the NLP tasks results from three perspectives:

Uncertainty Measurement Techniques. As can be observed from Table 4, uncertainties estimated via *sample-based* methods generally yield the highest correlation to an LLM’s performance. Specifically, sample-based VRO (**Sample VRO**) has the best performance in twelve out of sixteen cases (4 LLMs \times 4 tasks). By contrast, *single-inference* methods exhibit the least effective performance. For example, when using LLaMA for the machine translation task, sample-based VRO has significantly better performance (-0.837 vs.-0.166) compared with the best single-inference method (i.e., average entropy).

Finding 1

Sample-based VRO achieves the best performance for four different LLMs on NLP tasks in most cases, surpassing single-inference methods by a large margin.

Perturbation-based methods demonstrate moderate effectiveness, exceeding single-inference metrics in nearly all tasks except for GPT3 and GPT3.5 on the Eli5-Category dataset (question answering). For the three perturbation points, the maximum entropy point and the maximum entropy change point always have a stronger correlation compared with the minimum point. One interesting observation is that when using GPT-2 and LLaMA on the CNN/Daily Mail dataset (text summarization), the highest

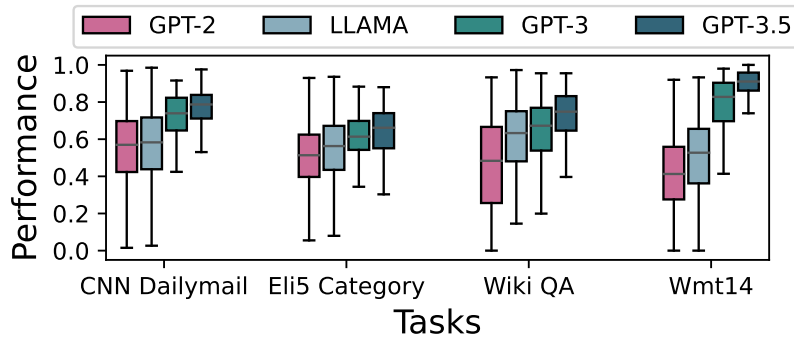


Figure 4: Performance of open-source (GPT-2, LLAMA) and closed-source (GPT-3, GPT-3.5) LLMs on NLP tasks

Pearson correlation coefficients of perturbation-based methods are positive. The results indicate that, a higher uncertainty may even yield a better performance in such cases. Upon several case studies, we discover that this observation could be attributed to the long input in the text summarization dataset. Both GPT-2 and LLAMA may be out of focus on the input context. Therefore, the LLMs do not understand the summarization task and give similar responses despite the stochasticity from perturbations, resulting in a low uncertainty score.

Finding 2

The selection of the perturbation point is crucial to the efficacy of *perturbation-based* methods. Specifically, selecting maximum entropy or maximum entropy difference points is more effective.

Influence of Distance Functions. We also find that task-specific distance does not provide better results compared with cosine distance between embeddings in both *sample-based* and *perturbation-based* methods. On average, using cosine distance achieves an increase of 0.093 for *perturbation-based* methods and an increase of 0.189 for *sample-based* methods across different tasks and LLMs.

Finding 3

The cosine distance function yields a better performance than the task-specific metrics on NLP tasks when leveraging stochasticity to estimate an LLM’s prediction uncertainty.

Influence of Models. A general trend suggests that closed-source LLMs pose a greater challenge than their open-source counterparts. According to Fig. 4, two closed-source LLMs show much better performance on all four NLP tasks compared with two open-source LLMs. However, one can also observe in Table 4 that closed-source LLMs have lower correlations in a majority of cases. This might be attributed to the superior performance of GPT-3 and GPT-3.5, which makes it more challenging for uncertainty metrics to detect subtle errors in their responses.

Finding 4

Making risk assessments for high-performance closed-source LLMs using existing uncertainty estimation methods appears to be difficult.

5.2 RQ2: What limitations do the selected uncertainty estimation methods encounter in the context of NLP tasks?

Despite the promising performance of using uncertainty estimation as risk assessment techniques for LLMs according to RQ1, we also identify notable limitations in their applicability.

Table 5: Pearson correlation coefficients between uncertainty scores and LLMs’ performance on two code generation tasks. The results of VR/VRO are presented as “*cosine distance-based (task-specific distance-based)*.” Highest correlations from different categories are ranked and highlighted as *top-1*, *top-2*, and *top-3*.

Dataset	LLM	Single-inference Method				Sample-based Method	
		Max Prob	Average Prob	Max Ent	Average Ent	Sample VR	Sample VRO
HumanEval	Codegen	-0.346	-0.206	-0.289	-0.156	-0.344 (-0.428)	-0.094 (-0.375)
	Incoder	-0.106	-0.138	-0.099	-0.131	-0.283 (-0.435)	-0.031 (-0.351)
	Santacoder	-0.086	0.003	-0.055	-0.050	-0.036 (0.000)	-0.053 (-0.034)
	GPT3.5	-0.315	-0.324	-0.002	-0.307	0.019 (-0.212)	0.021 (-0.226)
MBPP	Codegen	0.069	0.175	0.074	0.161	-0.044 (-0.235)	-0.144 (-0.275)
	Incoder	0.165	0.084	0.158	0.087	-0.084 (-0.267)	-0.204 (-0.271)
	Santacoder	-0.142	-0.053	-0.101	0.093	-0.042 (-0.113)	-0.078 (-0.282)
	GPT3.5	-0.001	-0.077	-0.067	-0.141	-0.109 (-0.168)	-0.063 (-0.149)

Dataset	LLM	Perturbation-based					
		Max VR	Max VRO	Min VR	Min VRO	MaxDiff VR	MaxDiff VRO
HumanEval	Codegen	0.176 (-0.173)	0.124 (-0.231)	-0.141 (0.103)	-0.153 (-0.011)	0.103 (-0.094)	0.063 (-0.189)
	Incoder	0.024 (-0.344)	0.116 (-0.346)	-0.111 (0.225)	-0.121 (0.133)	-0.05 (-0.139)	-0.062 (-0.175)
	Santacoder	-0.059 (0.081)	-0.058 (0.050)	-0.042 (0.021)	0.002 (-0.020)	-0.068 (0.091)	-0.065 (0.057)
	GPT3.5	0.065 (0.058)	-0.140 (0.116)	-0.041 (-0.213)	0.031 (-0.194)	0.134 (-0.071)	0.035 (0.022)
MBPP	Codegen	-0.165 (-0.112)	-0.110 (-0.148)	-0.032 (0.123)	-0.022 (0.104)	-0.164 (-0.072)	-0.102 (-0.093)
	Incoder	-0.188 (-0.245)	-0.196 (-0.217)	-0.173 (-0.014)	-0.161 (-0.080)	-0.249 (-0.223)	-0.210 (-0.196)
	Santacoder	-0.002 (0.053)	0.064 (-0.026)	0.172 (0.033)	0.265 (-0.028)	-0.030 (0.058)	0.021 (-0.008)
	GPT3.5	-0.049 (-0.121)	0.008 (-0.042)	-0.101 (-0.016)	-0.047 (-0.053)	0.046 (-0.131)	0.018 (-0.072)

Uncertainty is not always equivalent to inaccuracy. We find that a low uncertainty does not guarantee that an LLM’s response is reliable. Specifically, an LLM can generate highly confident responses while with non-factual information.

A representative example can be observed when GPT-2 attempts to respond to a question from the Eli5 category dataset:

Why do scientists research commonly known stuff?

The LLM misunderstands this question and only captures the words “scientists” and “commonly”. Consequently, it turns towards a discussion about the human body parts that scientists commonly possess, delivering responses such as “*We all have the same DNA, we have the same genes, we all have the same ears...*” In this case, an LLM consistently generates similar responses related to body parts despite introducing stochasticity through perturbation. Even though the responses are completely incorrect, an LLM still yields a low uncertainty score.

Conversely, a higher degree of uncertainty also does not necessarily imply that an LLM’s prediction is incorrect. We show an example that GPT 3.5 summarizes a piece of news from the CNN/Daily Mail dataset. In this case, the ground truth summary includes two details: *a fire occurrence at a park* and *the absence of injuries*. For sample-based uncertainty measurement, all five generated samples incorporate these two pieces of information but also furnish additional varied information, such as the park’s owner and its intended use. These extra information further lead to a higher variance in the generated samples’ embedding, resulting in a high uncertainty score despite the LLM’s prediction is reliable.

Finding 5
 High uncertainty is not synonymous with inaccuracy. Meanwhile, low uncertainty does not guarantee correctness.

5.3 RQ3: To what extent the uncertainty estimation methods can assist in identifying potential risks in code generation?

Compared with NLP tasks, the correlations between uncertainty scores and LLMs’ performance are much lower on code-generation tasks as shown in Table 5. We further investigate the performance of uncertainty estimation on code-generation tasks for LLMs from different perspectives.

Uncertainty Measurement Techniques. From a high level, we can observe a similar trend in code generation tasks compared with NLP tasks. That is, *sample-based* methods yield the best

Table 6: *Pass@1* rate of different LLMs.

	Humaneval	MBPP
InCoder	14.6% (24/164)	16.6% (83/500)
SantaCoder	1.2% (2/164)	8.8% (44/500)
CodeGen	21.3% (35/164)	28.6% (143/500)
GPT3.5	80.0% (32/40)	58.4% (73/125)

performance across two different datasets and different LLMs. Perturbation-based metrics also demonstrate moderate performance. However, multi-inference methods does not show a significant improvement compared the single-inference methods. The maximum performance difference between the *single-inference* methods and the *sample-based* methods is only 0.072 in terms of the average correlation coefficients. By contrast, in the context of NLP tasks, the difference is 0.309. These results indicate that selected uncertainty estimation methods for LLMs might be less effective on code-generation tasks compared with NLP tasks.

Finding 6

The selected uncertainty estimation methods under-perform in code-generation compared to NLP tasks. A similar trend between different methods persist, albeit with a narrower gap between *multi-* and *single-inference* methods.

Influence of Distance Functions. Different from the results on NLP tasks, the cosine distance between code embeddings under-perform significantly in comparison with the task-specific distance function, CodeBLEU. Utilizing a task-specific metric as the distance function increases the average correlation coefficients value by 0.018 across datasets and LLMs for the *perturbation-based* methods and 0.136 for the *sample-based* methods.

Finding 7

Task-specific metric (CodeBLEU) shows a better performance than the cosine distance when estimating LLMs’ prediction uncertainty on the code-generation tasks.

Influence of Models. We show the performance of different LLMs on code-generation in Table 6. For open-source LLMs, SantaCoder poses the greatest challenge in predicting its performance using uncertainty metrics. This may originate from its trivial performance on these two datasets. Notably, when an LLM performs poorly, aleatoric uncertainty predominates over epistemic uncertainty. Since our selected uncertainty estimation methods focus on epistemic uncertainty, such performance is not surprising. For the closed-source LLM GPT3.5, multi-inference methods cannot assess risk as accurately as open-source LLMs. Surprisingly, on the HumanEval dataset, *single-inference* methods achieve the highest correlation. On the MBPP dataset, *single-inference* methods are still better than the *perturbation-based* methods. The results confirm our findings in RQ1 that more sophisticated uncertainty estimation methods are needed for these high-performing closed-source LLMs.

Finding 8

Poor performance and closed-source LLMs are two challenges in using uncertainty estimation to reveal incorrect code generation from LLMs.

5.4 RQ4: What constraints do the selected uncertainty estimation methods face when applied to code generation?

Our findings from RQ3 reveal that the selected uncertainty estimation methods are not as effective for code-generation tasks as for NLP tasks in terms of identifying prediction risks. This might related to the evaluation of a code generation task is much more strict compared with an NLP task. For example, a subtle error (e.g., type error) in code could easily lead to a complete program failure. Additionally, multi-inference (*sample-based* and *perturbation-based*) methods also do not show much improvement over the *single-inference* methods. We conduct case studies and find that the distance functions could be one limitation.

Table 7: The average distances between code generated by open- and closed-source LLMs.

	Perturbation		Sample	
	Open	Closed	Open	Closed
Cosine	0.03±0.02	0.03±0.02	0.03±0.03	0.01±0.01
CodeBLEU	0.31±0.13	0.23±0.12	0.51±0.15	0.41±0.16

Limitations of distance functions. Different from our observations in RQ1, cosine distance metric does not show dominant performance compared with task-specific metric on estimating LLMs’ risks when generating code. This indicates that it is non-trivial for selected embedding model [25] to detect minor code differences due to an LLM’s stochasticity.

We calculate pairwise distances within each group of responses generated via sample-based and perturbation-based methods. As shown in Table 7, the average cosine distance is significantly lower than its task-specific counterpart (i.e., CodeBLEU [78]). This directly affects the effectiveness of *VR/VRO* when determining the degree of uncertainty.

Nevertheless, CodeBLEU [78] also comes with its limitations. For instance, two programs that only differ from variable names might lead to a large CodeBLEU distance, resulting in erroneous uncertainty estimation.

Finding 9

Neither cosine distance nor CodeBLEU could accurately assess the difference between two programs, resulting in under-performed uncertainty estimation for LLMs compared with NLP tasks.

6 Implication and Opportunity

Ask more, get more. In our study, *multi-inference* methods perform better than single-inference methods across different tasks in the most cases. As for a *black-box* LLM, getting a comprehensive understanding beforehand or only through a single deterministic inference could be challenging. Instead, the more we query an LLM, the clearer we can get about its internal knowledge regarding a specific aspect.

Better perturbation strategy for more accurate uncertainty estimation. Our *perturbation-based* methods leverage the unique characteristic of an autoregressive language model to perturb its decoding process, which shows moderate uncertainty estimation performance in the experiments. Compared with *sample-based* methods, the *perturbation-based* methods do not require access and tuning the temperature setting (T). Despite the fact that the *perturbation-based* methods underperform the *sample-based* methods in general, we believe the *perturbation-based* methods could be further improved with, e.g., a more fine-grained strategy to identify key point for perturbation.

Uncertainty is not always equivalent to error. We find multiple cases where LLMs’ uncertainty does not necessarily signify inaccuracies. There are scenarios where the model exudes high certainty despite being erroneous or exhibits high uncertainty despite producing correct responses. This might be improved with a better uncertainty estimation methods. However, more importantly, practitioners should not rely on uncertainty estimation as the only risk assessment technique. Instead, different approaches (e.g., adversarial attacks and defenses, out-of-distribution detection) could be incorporated.

7 Threats to Validity

In terms of **internal threats**, the selection of uncertainty estimation techniques can be an internal factor that affects the validity of our findings. In our study, we take existing uncertainty estimation methods from different categories (single deterministic, Bayesian, and test-time augmentation) to maximally understand the effectiveness of uncertainty estimation under the scope of LLMs’ erroneous generations. Moreover, we propose the perturbation-based method to adaptively measure the uncertainty along with the sequential generation property of LLMs. In terms of **external threats**,

the generality of our uncertainty estimation methods to LLMs beyond the subject ones can be an external threat since LLMs may have various uncertainty characteristics on different tasks. To mitigate this threat, we select a multitude of models from diverse sources with variants of classic models, state-of-the-art models, models with general task availability and models that are fine-tuned for specific tasks. Therefore, we consider our findings are representative and generalizable to other LLMs among manifold tasks.

8 Conclusion

This paper initiates an exploratory study towards understanding the risk assessment of LLMs from the lens of uncertainty estimation. The effectiveness of twelve different uncertainty estimation techniques on seven LLMs and six tasks was analyzed and discussed. An in-depth analysis was conducted to investigate the correlations between LLMs’ prediction uncertainty and their performance. Our results show that uncertainty estimation can help assess the potential risks of LLMs’ predictions in both NLP and code-generation tasks. Based on our study results, we further discuss several implications and future research opportunities regarding LLMs’ risk assessment, calling for practitioners’ attention on building trustworthy LLMs.

References

- [1] Sébastien Bubeck, Varun Chandrasekaran, Ronen Eldan, Johannes Gehrke, Eric Horvitz, Ece Kamar, Peter Lee, Yin Tat Lee, Yuanzhi Li, Scott Lundberg, et al. Sparks of artificial general intelligence: Early experiments with gpt-4. *arXiv preprint arXiv:2303.12712*, 2023.
- [2] Harsha Nori, Nicholas King, Scott Mayer McKinney, Dean Carignan, and Eric Horvitz. Capabilities of gpt-4 on medical challenge problems. *arXiv preprint arXiv:2303.13375*, 2023.
- [3] Robert Dale. Gpt-3: What’s it good for? *Natural Language Engineering*, 27(1):113–118, 2021.
- [4] Steven I Ross, Fernando Martinez, Stephanie Houde, Michael Muller, and Justin D Weisz. The programmer’s assistant: Conversational interaction with a large language model for software development. In *Proceedings of the 28th International Conference on Intelligent User Interfaces*, pages 491–514, 2023.
- [5] Jacob Austin, Augustus Odena, Maxwell Nye, Maarten Bosma, Henryk Michalewski, David Dohan, Ellen Jiang, Carrie Cai, Michael Terry, Quoc Le, et al. Program synthesis with large language models. *arXiv preprint arXiv:2108.07732*, 2021.
- [6] Chunqiu Steven Xia and Lingming Zhang. Keep the conversation going: Fixing 162 out of 337 bugs for \$0.42 each using chatgpt. *arXiv preprint arXiv:2304.00385*, 2023.
- [7] Ziwei Ji, Nayeon Lee, Rita Frieske, Tiezheng Yu, Dan Su, Yan Xu, Etsuko Ishii, Ye Jin Bang, Andrea Madotto, and Pascale Fung. Survey of hallucination in natural language generation. *ACM Computing Surveys*, 55(12):1–38, 2023.
- [8] Alex Tamkin, Miles Brundage, Jack Clark, and Deep Ganguli. Understanding the capabilities, limitations, and societal impact of large language models. *arXiv preprint arXiv:2102.02503*, 2021.
- [9] Abubakar Abid, Maheen Farooqi, and James Zou. Persistent anti-muslim bias in large language models. In *Proceedings of the 2021 AAAI/ACM Conference on AI, Ethics, and Society*, pages 298–306, 2021.
- [10] Yejin Bang, Samuel Cahyawijaya, Nayeon Lee, Wenliang Dai, Dan Su, Bryan Wilie, Holy Love-nia, Ziwei Ji, Tiezheng Yu, Willy Chung, et al. A multitask, multilingual, multimodal evaluation of chatgpt on reasoning, hallucination, and interactivity. *arXiv preprint arXiv:2302.04023*, 2023.
- [11] Douglas Johnson, Rachel Goodman, J Patrinely, Cosby Stone, Eli Zimmerman, Rebecca Donald, Sam Chang, Sean Berkowitz, Avni Finn, Eiman Jahangir, et al. Assessing the accuracy and reliability of ai-generated medical responses: an evaluation of the chat-gpt model. 2023.

-
- [12] Umang Bhatt, Javier Antorán, Yunfeng Zhang, Q Vera Liao, Prasanna Sattigeri, Riccardo Fogliato, Gabrielle Melançon, Ranganath Krishnan, Jason Stanley, Omesh Tickoo, et al. Uncertainty as a form of transparency: Measuring, communicating, and using uncertainty. In *Proceedings of the 2021 AAAI/ACM Conference on AI, Ethics, and Society*, pages 401–413, 2021.
- [13] Eyke Hüllermeier and Willem Waegeman. Aleatoric and epistemic uncertainty in machine learning: An introduction to concepts and methods. *Machine Learning*, 110:457–506, 2021.
- [14] Omid Rahmati, Bahram Choubin, Abolhasan Fathabadi, Frederic Coulon, Elinaz Soltani, Himan Shahabi, Eisa Mollaefar, John Tiefenbacher, Sabrina Cipullo, Baharin Bin Ahmad, et al. Predicting uncertainty of machine learning models for modelling nitrate pollution of groundwater using quantile regression and unec methods. *Science of the Total Environment*, 688:855–866, 2019.
- [15] Potsawee Manakul, Adian Liusie, and Mark JF Gales. Selfcheckgpt: Zero-resource black-box hallucination detection for generative large language models. *arXiv preprint arXiv:2303.08896*, 2023.
- [16] Thomas Kuhn, Heinrich Niemann, and Ernst Günter Schukat-Talamazzini. Ergodic hidden markov models and polygrams for language modeling. In *Proceedings of ICASSP’94. IEEE International Conference on Acoustics, Speech and Signal Processing*, volume 1, pages 1–357. IEEE, 1994.
- [17] Thorsten Brants, Ashok Popat, Peng Xu, Franz Josef Och, and Jeffrey Dean. Large language models in machine translation. In *Proceedings of the 2007 Joint Conference on Empirical Methods in Natural Language Processing and Computational Natural Language Learning (EMNLP-CoNLL)*, pages 858–867, 2007.
- [18] Tomas Mikolov, Martin Karafiát, Lukas Burget, Jan Cernocký, and Sanjeev Khudanpur. Recurrent neural network based language model. In *Interspeech*, volume 2, pages 1045–1048. Makuhari, 2010.
- [19] Ashish Vaswani, Noam Shazeer, Niki Parmar, Jakob Uszkoreit, Llion Jones, Aidan N Gomez, Łukasz Kaiser, and Illia Polosukhin. Attention is all you need. *Advances in neural information processing systems*, 30, 2017.
- [20] Jeremy Howard and Sebastian Ruder. Universal language model fine-tuning for text classification. *arXiv preprint arXiv:1801.06146*, 2018.
- [21] Yang Liu and Mirella Lapata. Text summarization with pretrained encoders. *arXiv preprint arXiv:1908.08345*, 2019.
- [22] Jiacheng Yang, Mingxuan Wang, Hao Zhou, Chengqi Zhao, Weinan Zhang, Yong Yu, and Lei Li. Towards making the most of bert in neural machine translation. In *Proceedings of the AAAI conference on artificial intelligence*, volume 34, pages 9378–9385, 2020.
- [23] Jacob Devlin Ming-Wei Chang Kenton and Lee Kristina Toutanova. Bert: Pre-training of deep bidirectional transformers for language understanding. In *Proceedings of NAACL-HLT*, pages 4171–4186, 2019.
- [24] Yinhan Liu, Myle Ott, Naman Goyal, Jingfei Du, Mandar Joshi, Danqi Chen, Omer Levy, Mike Lewis, Luke Zettlemoyer, and Veselin Stoyanov. Roberta: A robustly optimized bert pretraining approach. *arXiv preprint arXiv:1907.11692*, 2019.
- [25] Daya Guo, Shuo Ren, Shuai Lu, Zhangyin Feng, Duyu Tang, Shujie Liu, Long Zhou, Nan Duan, Alexey Svyatkovskiy, Shengyu Fu, et al. Graphcodebert: Pre-training code representations with data flow. *arXiv preprint arXiv:2009.08366*, 2020.
- [26] Mike Lewis, Yinhan Liu, Naman Goyal, Marjan Ghazvininejad, Abdelrahman Mohamed, Omer Levy, Veselin Stoyanov, and Luke Zettlemoyer. Bart: Denoising sequence-to-sequence pre-training for natural language generation, translation, and comprehension. In *Proceedings of the 58th Annual Meeting of the Association for Computational Linguistics*, pages 7871–7880, 2020.

-
- [27] Yue Wang, Weishi Wang, Shafiq Joty, and Steven CH Hoi. Codet5: Identifier-aware unified pre-trained encoder-decoder models for code understanding and generation. *arXiv preprint arXiv:2109.00859*, 2021.
- [28] Alec Radford, Jeffrey Wu, Rewon Child, David Luan, Dario Amodei, Ilya Sutskever, et al. Language models are unsupervised multitask learners. *OpenAI blog*, 1(8):9, 2019.
- [29] Tom Brown, Benjamin Mann, Nick Ryder, Melanie Subbiah, Jared D Kaplan, Prafulla Dhariwal, Arvind Neelakantan, Pranav Shyam, Girish Sastry, Amanda Askell, et al. Language models are few-shot learners. *Advances in neural information processing systems*, 33:1877–1901, 2020.
- [30] Hugo Touvron, Thibaut Lavril, Gautier Izacard, Xavier Martinet, Marie-Anne Lachaux, Timothée Lacroix, Baptiste Rozière, Naman Goyal, Eric Hambro, Faisal Azhar, et al. Llama: Open and efficient foundation language models. *arXiv preprint arXiv:2302.13971*, 2023.
- [31] Chatgpt. <http://chat.openai.com>, 2023.
- [32] Yihong Dong, Xue Jiang, Zhi Jin, and Ge Li. Self-collaboration code generation via chatgpt. *arXiv preprint arXiv:2304.07590*, 2023.
- [33] Kush R Varshney and Homa Alemzadeh. On the safety of machine learning: Cyber-physical systems, decision sciences, and data products. *Big data*, 5(3):246–255, 2017.
- [34] Marco Barreno, Blaine Nelson, Anthony D Joseph, and J Doug Tygar. The security of machine learning. *Machine Learning*, 81:121–148, 2010.
- [35] Samuele Lo Piano. Ethical principles in machine learning and artificial intelligence: cases from the field and possible ways forward. *Humanities and Social Sciences Communications*, 7(1): 1–7, 2020.
- [36] Jingkang Yang, Kaiyang Zhou, Yixuan Li, and Ziwei Liu. Generalized out-of-distribution detection: A survey. *arXiv preprint arXiv:2110.11334*, 2021.
- [37] Stephan Rabanser, Stephan Günnemann, and Zachary Lipton. Failing loudly: An empirical study of methods for detecting dataset shift. *Advances in Neural Information Processing Systems*, 32, 2019.
- [38] Chao Ning and Fengqi You. Optimization under uncertainty in the era of big data and deep learning: When machine learning meets mathematical programming. *Computers & Chemical Engineering*, 125:434–448, 2019.
- [39] Arsenii Ashukha, Alexander Lyzhov, Dmitry Molchanov, and Dmitry Vetrov. Pitfalls of in-domain uncertainty estimation and ensembling in deep learning. *arXiv preprint arXiv:2002.06470*, 2020.
- [40] Yen-Chang Hsu, Yilin Shen, Hongxia Jin, and Zsolt Kira. Generalized odin: Detecting out-of-distribution image without learning from out-of-distribution data. In *Proceedings of the IEEE/CVF Conference on Computer Vision and Pattern Recognition*, pages 10951–10960, 2020.
- [41] Alex Kendall and Yarin Gal. What uncertainties do we need in bayesian deep learning for computer vision? *Advances in neural information processing systems*, 30, 2017.
- [42] Jakob Gawlikowski, Cedrique Rovile Njietcheu Tassi, Mohsin Ali, Jongseok Lee, Matthias Humt, Jianxiang Feng, Anna Kruspe, Rudolph Triebel, Peter Jung, Ribana Roscher, et al. A survey of uncertainty in deep neural networks. *arXiv preprint arXiv:2107.03342*, 2021.
- [43] Philipp Oberdiek, Matthias Rottmann, and Hanno Gottschalk. Classification uncertainty of deep neural networks based on gradient information. In *Artificial Neural Networks in Pattern Recognition: 8th IAPR TC3 Workshop, ANNPR 2018, Siena, Italy, September 19–21, 2018, Proceedings 8*, pages 113–125. Springer, 2018.
- [44] Balaji Lakshminarayanan, Alexander Pritzel, and Charles Blundell. Simple and scalable predictive uncertainty estimation using deep ensembles. *Advances in neural information processing systems*, 30, 2017.

-
- [45] David Barber and Christopher M Bishop. Ensemble learning in bayesian neural networks. *Nato ASI Series F Computer and Systems Sciences*, 168:215–238, 1998.
- [46] Alexander Lyzhov, Yuliya Molchanova, Arsenii Ashukha, Dmitry Molchanov, and Dmitry Vetrov. Greedy policy search: A simple baseline for learnable test-time augmentation. In *Conference on Uncertainty in Artificial Intelligence*, pages 1308–1317. PMLR, 2020.
- [47] Yarín Gal and Zoubin Ghahramani. Dropout as a bayesian approximation: Representing model uncertainty in deep learning. In *international conference on machine learning*, pages 1050–1059. PMLR, 2016.
- [48] Guotai Wang, Wenqi Li, Michael Aertsen, Jan Deprest, Sébastien Ourselin, and Tom Vercauteren. Aleatoric uncertainty estimation with test-time augmentation for medical image segmentation with convolutional neural networks. *Neurocomputing*, 338:34–45, 2019.
- [49] Xiaowei Huang, Wenjie Ruan, Wei Huang, Gaojie Jin, Yi Dong, Changshun Wu, Saddek Bensalem, Ronghui Mu, Yi Qi, Xingyu Zhao, et al. A survey of safety and trustworthiness of large language models through the lens of verification and validation. *arXiv preprint arXiv:2305.11391*, 2023.
- [50] Xuanting Chen, Junjie Ye, Can Zu, Nuo Xu, Rui Zheng, Minlong Peng, Jie Zhou, Tao Gui, Qi Zhang, and Xuanjing Huang. How robust is gpt-3.5 to predecessors? a comprehensive study on language understanding tasks. *arXiv preprint arXiv:2303.00293*, 2023.
- [51] Myeongjun Jang and Thomas Lukasiewicz. Consistency analysis of chatgpt. *arXiv preprint arXiv:2303.06273*, 2023.
- [52] Yijun Xiao and William Yang Wang. On hallucination and predictive uncertainty in conditional language generation. In *Proceedings of the 16th Conference of the European Chapter of the Association for Computational Linguistics: Main Volume*, pages 2734–2744, 2021.
- [53] Andrey Malinin and Mark Gales. Uncertainty estimation in autoregressive structured prediction. In *International Conference on Learning Representations*.
- [54] Lorenz Kuhn, Yarín Gal, and Sebastian Farquhar. Semantic uncertainty: Linguistic invariances for uncertainty estimation in natural language generation. *arXiv preprint arXiv:2302.09664*, 2023.
- [55] J Alammar. Ecco: An open source library for the explainability of transformer language models. In *Proceedings of the 59th Annual Meeting of the Association for Computational Linguistics and the 11th International Joint Conference on Natural Language Processing: System Demonstrations*. Association for Computational Linguistics, 2021.
- [56] Andrea Galassi, Marco Lippi, and Paolo Torrioni. Attention in natural language processing. *IEEE transactions on neural networks and learning systems*, 32(10):4291–4308, 2020.
- [57] Jesse Vig and Yonatan Belinkov. Analyzing the structure of attention in a transformer language model. In *Proceedings of the 2019 ACL Workshop BlackboxNLP: Analyzing and Interpreting Neural Networks for NLP*, pages 63–76, 2019.
- [58] Gpt 3.5. <https://platform.openai.com/docs/models/gpt-3-5>, 2023.
- [59] Dan Hendrycks and Kevin Gimpel. A baseline for detecting misclassified and out-of-distribution examples in neural networks. In *5th International Conference on Learning Representations, ICLR 2017, Toulon, France, April 24-26, 2017, Conference Track Proceedings*. OpenReview.net, 2017. URL <https://openreview.net/forum?id=Hkg4TI9x1>.
- [60] Udit Arora, William Huang, and He He. Types of out-of-distribution texts and how to detect them. In *Proceedings of the 2021 Conference on Empirical Methods in Natural Language Processing*, pages 10687–10701, 2021.
- [61] Yarín Gal. Uncertainty in deep learning. University of Cambridge., 2016.

-
- [62] Xiyue Zhang, Xiaofei Xie, Lei Ma, Xiaoning Du, Qiang Hu, Yang Liu, Jianjun Zhao, and Meng Sun. Towards characterizing adversarial defects of deep learning software from the lens of uncertainty. In *Proceedings of the ACM/IEEE 42nd International Conference on Software Engineering*, pages 739–751, 2020.
- [63] Kishore Papineni, Salim Roukos, Todd Ward, and Wei-Jing Zhu. Bleu: a method for automatic evaluation of machine translation. In *Proceedings of the 40th annual meeting of the Association for Computational Linguistics*, pages 311–318, 2002.
- [64] Clara Meister, Tiago Pimentel, Gian Wiher, and Ryan Cotterell. Locally typical sampling. *Transactions of the Association for Computational Linguistics*, 11:102–121, 2023.
- [65] Daniel Fried, Armen Aghajanyan, Jessy Lin, Sida Wang, Eric Wallace, Freda Shi, Ruiqi Zhong, Scott Yih, Luke Zettlemoyer, and Mike Lewis. InCoder: A generative model for code infilling and synthesis. In *The Eleventh International Conference on Learning Representations*, 2023. URL <https://openreview.net/forum?id=hQwb-1bM6EL>.
- [66] Loubna Ben Allal, Raymond Li, Denis Kocetkov, Chenghao Mou, Christopher Akiki, Carlos Munoz Ferrandis, Niklas Muennighoff, Mayank Mishra, Alex Gu, Manan Dey, et al. Santacoder: don’t reach for the stars! *arXiv preprint arXiv:2301.03988*, 2023.
- [67] Erik Nijkamp, Bo Pang, Hiroaki Hayashi, Lifu Tu, Huan Wang, Yingbo Zhou, Silvio Savarese, and Caiming Xiong. Codegen: An open large language model for code with multi-turn program synthesis. *arXiv preprint arXiv:2203.13474*, 2022.
- [68] Jingsong Gao, Qingren Zhou, and Rui Qiu. ELI5-Category: a categorized open-domain qa dataset. 2021.
- [69] Yi Yang, Wen-tau Yih, and Christopher Meek. WikiQA: A challenge dataset for open-domain question answering. In *Proceedings of the 2015 Conference on Empirical Methods in Natural Language Processing*, pages 2013–2018, Lisbon, Portugal, September 2015. Association for Computational Linguistics. doi: 10.18653/v1/D15-1237. URL <https://aclanthology.org/D15-1237>.
- [70] Ramesh Nallapati, Bowen Zhou, Caglar Gulcehre, Bing Xiang, et al. Abstractive text summarization using sequence-to-sequence rnns and beyond. *arXiv preprint arXiv:1602.06023*, 2016.
- [71] Ondřej Bojar, Christian Buck, Christian Federmann, Barry Haddow, Philipp Koehn, Johannes Leveling, Christof Monz, Pavel Pecina, Matt Post, Herve Saint-Amand, Radu Soricut, Lucia Specia, and Aleš Tamchyna. Findings of the 2014 workshop on statistical machine translation. In *Proceedings of the Ninth Workshop on Statistical Machine Translation*, pages 12–58, Baltimore, Maryland, USA, June 2014. Association for Computational Linguistics. doi: 10.3115/v1/W14-3302. URL <https://aclanthology.org/W14-3302>.
- [72] Mark Chen, Jerry Tworek, Heewoo Jun, Qiming Yuan, Henrique Ponde de Oliveira Pinto, Jared Kaplan, Harri Edwards, Yuri Burda, Nicholas Joseph, Greg Brockman, et al. Evaluating large language models trained on code. *arXiv preprint arXiv:2107.03374*, 2021.
- [73] Nils Reimers and Iryna Gurevych. Sentence-bert: Sentence embeddings using siamese bert-networks. In *Proceedings of the 2019 Conference on Empirical Methods in Natural Language Processing*. Association for Computational Linguistics, 11 2019. URL <https://arxiv.org/abs/1908.10084>.
- [74] Xinyun Chen, Maxwell Lin, Nathanael Schärli, and Denny Zhou. Teaching large language models to self-debug. *arXiv preprint arXiv:2304.05128*, 2023.
- [75] Karl Cobbe, Vineet Kosaraju, Mohammad Bavarian, Mark Chen, Heewoo Jun, Lukasz Kaiser, Matthias Plappert, Jerry Tworek, Jacob Hilton, Reiichiro Nakano, et al. Training verifiers to solve math word problems. *arXiv preprint arXiv:2110.14168*, 2021.
- [76] all-mpnet-base-v2. <https://huggingface.co/sentence-transformers/all-mpnet-base-v2>, 2023.

-
- [77] Chin-Yew Lin. ROUGE: A package for automatic evaluation of summaries. In *Text Summarization Branches Out*, pages 74–81, Barcelona, Spain, July 2004. Association for Computational Linguistics. URL <https://aclanthology.org/W04-1013>.
- [78] Shuo Ren, Daya Guo, Shuai Lu, Long Zhou, Shujie Liu, Duyu Tang, Neel Sundaresan, Ming Zhou, Ambrosio Blanco, and Shuai Ma. Codebleu: a method for automatic evaluation of code synthesis. *arXiv preprint arXiv:2009.10297*, 2020.