

The Role of Transparency in Repeated First-Price Auctions with Unknown Valuations *

Nicolò Cesa-Bianchi^{1,5}, Tommaso Cesari², Roberto Colomboni^{1,3},
Federico Fusco⁴, and Stefano Leonardi⁴

¹Università degli Studi di Milano, Milano, Italy

²University of Ottawa, Ottawa, Canada

³Istituto Italiano di Tecnologia, Genova, Italy

⁴Sapienza Università di Roma, Roma, Italy

⁵Politecnico di Milano, Milano, Italy

July 19, 2023

Abstract

We study the problem of regret minimization for a single bidder in a sequence of first-price auctions where the bidder knows the item’s value only if the auction is won. Our main contribution is a complete characterization, up to logarithmic factors, of the minimax regret in terms of the auction’s *transparency*, which regulates the amount of information on competing bids disclosed by the auctioneer at the end of each auction. Our results hold under different assumptions (stochastic, adversarial, and their smoothed variants) on the environment generating the bidder’s valuations and competing bids. These minimax rates reveal how the interplay between transparency and the nature of the environment affects how fast one can learn to bid optimally in first-price auctions.

*NCB, RC, FF, and SL are partially supported by the FAIR (Future Artificial Intelligence Research) project, funded by the NextGenerationEU program within the PNRR-PE-AI scheme (M4C2, investment 1.3, line on Artificial Intelligence). NCB and RC are also partially supported by the EU Horizon 2020 ICT-48 research and innovation action under grant agreement 951847, project ELISE (European Learning and Intelligent Systems Excellence). FF and SL are also partially supported by ERC Advanced Grant 788893 AMDROMA and PNRR MUR project IR0000013-SoBigData.it. TC gratefully acknowledges the support of NSERC through grants DGECR and RGPIN.

1 Introduction

The online advertising market has recently transitioned from second to first-price auctions. A recent remarkable example is Google AdSense’s move at the end of 2021 [Wong, 2021], following the switch made by Google AdManager and AdMob. Earlier examples also include OpenX, AppNexus, Index Exchange, and Rubicon [Sluis, 2017]. With the purpose of increasing transparency, some platforms (like AdManager) have a single bidding session for each available impression (unified bidding) and require all partners to share and receive bid data. In particular, after the first-price auction closes, bidders receive the minimum bid price which would have won them the impression [Bigler, 2019].

In practice, advertisers face multiple sources of uncertainty at the moment of bidding. Besides ignoring the value of the competing bids, they also ignore the actual value of the impression they are bidding on. Indeed, clicks and conversion rates can only be measured *after* the auction is won and the ad is displayed, can vary wildly over time, or be highly correlated with competing bids. We remark that ignoring the value of the impression has a strong effect on the utility of the bidder: it may lead to overbidding for an impression of low value or, conversely, underbidding and losing a valuable one. To cope with this uncertainty, advertisers rely on auto-bidders that use the feedback provided in the auctions to learn good bidding strategies. We study the learning problem faced by a single bidder within the framework of regret minimization according to the following protocol:

Online bidding protocol for repeated first-price auctions with unknown valuations

for $t = 1, 2, \dots$ **do**

The valuation $V_t \in [0, 1]$ and the highest competing bid $M_t \in [0, 1]$ are privately generated

The learner posts a bid $B_t \in [0, 1]$ and gets utility $\text{Util}_t(B_t) = (V_t - B_t)\mathbb{I}\{B_t \geq M_t\}$

The learner observes some feedback Z_t

In this work, we are specifically interested in understanding how the “transparency” of the auctions—i.e., the amount of information on competing bids disclosed by the auctioneer *after* the auction takes place—affects the learning process. There is a clear tension regarding transparency: on the one hand, bidders want to receive as much information as possible about the environment to learn the competitor’s bidding strategies, while revealing as little as possible about their (private) bids. On the other hand, the publisher may not want to publicly reveal its revenue (i.e., the winning bid). It is the auctioneer’s choice to decide the level of transparency to motivate bidders and publishers to participate in the auctions. The role of transparency in repeated first-price auctions has been investigated by Bergemann and Hörner [2018], but mostly from a game-theoretic viewpoint. In particular, they study the impact of the feedback policy on the bidders’ strategy and show how disclosing the bids at the end of each round affects the equilibria of a bidding game with infinite horizon. In contrast, we want to characterize the impact of different amounts of feedback (or degrees of transparency) on the learner’s regret, which is measured against the optimal fixed bid in hindsight. To model the level of transparency, we distinguish four natural types of feedback Z_t (see the table below here), specifying the conditions under which the highest competing bid M_t and the bidder’s valuation V_t are revealed to the bidder after each round t .

| | M_t | V_t |
|------------------|-----------------------------|----------------------------|
| Full | Always observed | |
| Transparent | Always observed | Observed if auction is won |
| Semi-Transparent | Observed if auction is lost | |
| Bandit | Never observed | |

In the transparent feedback setting, M_t is always observed after the auction is concluded, while V_t is only known if the auction is won, that is when $B_t \geq M_t$. In the semi-transparent setting, instead, M_t is only

| | Stochastic i.i.d. | | Adversarial | |
|------------------|---------------------------|-----------------------------|------------------------------|--------------------|
| | Smooth | General | Smooth | General |
| Full | Thm 5: $\Omega(\sqrt{T})$ | | | Thm 8: $\Omega(T)$ |
| Transparent | | Thm 4: $O(\sqrt{T})$ | Thm 7: $\tilde{O}(\sqrt{T})$ | |
| Semi-Transparent | Thm 3: $\Omega(T^{2/3})$ | Thm 2: $\tilde{O}(T^{2/3})$ | | |
| Bandit | | Thm 1: $\Omega(T)$ | Thm 6: $O(T^{2/3})$ | |

Table 1: Summary of our results. The rows correspond to feedback models and the columns to environments. The minimax regret of every problem has been characterized, resulting in one of the following three regimes: $\tilde{\Theta}(\sqrt{T})$ (green squares), $\tilde{\Theta}(T^{2/3})$ (yellow squares) and $\tilde{\Theta}(T)$ (red squares).

observed when the auction is lost. In other words, in the semi-transparent setting, each bidder only observes the highest bid, whereas, in the transparent setting, the winning bidder also observes the second highest bid. We also consider two extreme settings: full feedback (M_t and V_t are always observed irrespective of the auction’s outcome) and bandit feedback (M_t is never observed while V_t is only observed by the winning bidder). Note that the learner can compute the value of the utility $\text{Util}_t(B_t)$ at time t with any type of feedback, including bandit feedback. In this paper, we characterize the learner’s minimax regret not only with respect to the degree of transparency of the auction, but also with respect to the nature of the process generating the sequence of pairs (V_t, M_t) . In particular, we consider four types of environments: stochastic i.i.d., adversarial, and their smooth versions (see the end of Section 1.3 for a discussion about smoothness, and Section 2 for the formal definition). We refer to Table 1 for a summary of our results.

1.1 Overview of our results (ignoring logarithmic factors)

Stochastic i.i.d. settings

- In both the full and transparent feedback models, the minimax regret is of order \sqrt{T} (Theorems 4 and 5), and adding the smoothness requirement leaves this rate unchanged.
- In the semi-transparent feedback model, the minimax regret is of order $T^{2/3}$ (Theorems 2 and 3). Also in this case, adding the smoothness requirement leaves this rate unchanged.
- In the bandit feedback model, smoothness is crucial to achieve a sublinear regret (Theorem 1). In particular, smoothness implies a minimax regret of $T^{2/3}$ (this is obtained by combining the upper bound in Theorem 6 and the lower bound in Theorem 3).

Adversarial settings

- Without smoothness, sublinear regret cannot be achieved, even with full feedback (Theorem 8).
- In both the full and transparent feedback model, the minimax regret in a smooth environment is of order \sqrt{T} (combining the lower bound in Theorem 5 and the upper bound in Theorem 7).
- Both with semi-transparent and bandit feedback, the minimax regret in a smooth environment is of order $T^{2/3}$ (combining the lower bound in Theorem 3 and the upper bound in Theorem 6).

The minimax regret rates for first-price auctions mirror the allowed regret regimes in finite partial monitoring games [Bartók et al., 2014] and in online learning with feedback graphs [Alon et al., 2017]. However, as shown by Lattimore [2022]—see also Cesa-Bianchi et al. [2023a], games with continuous outcome/action spaces allow for a much larger set of regret rates.

Table 1 reveals some interesting properties of the minimax regret for this problem: full feedback and transparent feedback are essentially equivalent while semi-transparent feedback and bandit feedback differ only in the stochastic i.i.d. setting. Moreover, while smoothness is key for learning in the adversarial setting, in

the stochastic case smoothness is only relevant for bandit feedback.

1.2 Technical challenges

The utility function. The utility functions $b \mapsto \text{Util}_t(b) = (V_t - b)\mathbb{I}\{M_t \leq b\}$ are defined over a continuous decision space $[0, 1]$ and are not Lipschitz (even the weaker property that the expected cumulative reward $b \mapsto \sum_{t \in [T]} \mathbb{E}[\text{Util}_t(b)]$ is one-sided Lipschitz does not hold in general). We address this problem by developing techniques designed to control the approximation error incurred when discretizing the bidding space. In the stochastic i.i.d. setting, the approximation error is controlled by adaptively building a *non-uniform* grid. This allows us to estimate the distribution of these competing bids, uniformly over the subintervals of $[0, 1]$. In the adversarial setting, instead, we use the smoothness assumption to guarantee that the expected utility is Lipschitz. In this case, the approximation error is controlled using a uniform grid with an appropriate grid-size (Lemma 4).

The feedback models. Our feedback models interpolate between bandit (only the bidder’s utility is observed) and full feedback (V_t and M_t are always observed). In the stochastic i.i.d. case, the different levels of transparency are crucial to the process of building the non-uniform grids used to control the discretization error. In the adversarial case, when there are only K allowed bids, the optimal rates are $\sqrt{T \ln K}$ and \sqrt{KT} under full and bandit feedback, respectively. While the semi-transparent feedback is not enough to improve the bandit rate, the transparent one can be exploited via a more sophisticated approach. To this end, we design an algorithm, Exp3.FPA, enjoying the full feedback regret rate $\sqrt{T \ln K}$ while only relying on the weaker transparent feedback.

Lower bounds. The linear lower bounds (Theorems 1 and 8) exploit a “needle in a haystack” phenomenon, where there is a hidden optimal bid b^* (the needle) in the $[0, 1]$ interval (the haystack) and the learner has no way of finding b^* using the feedback it has access to. This is indeed the case in the non-smooth adversarial full-feedback setting and in the non-smooth i.i.d. bandit setting. To prove the remaining lower bounds, we design careful embeddings of known hard instances into our framework. In particular, in Theorem 5 we embed the hard instance for prediction with two experts and in Theorem 3 the hard instance for K (with $K = \Theta(T^{1/3})$) bandits.

1.3 Related Work

The role of transparency in first-price auctions, where the winning bid is disclosed at the end of each auction, has been studied in Bergemann and Hörner [2018] with a focus on how transparency affects the equilibria of the repeated bidding game.

Although the problem of regret minimization in first-price auctions has been studied before, only a few papers consider the setting of unknown valuations. Feng et al. [2018] introduce a general framework for the study of regret in auctions where a bidder’s valuation is only observed when the auction is won. In the special case of first-price auctions, their setting is equivalent to our transparent feedback when the sequence of pairs (V_t, M_t) is adversarially generated. Following a parameterization introduced by Weed et al. [2016], Feng et al. [2018] provide a $O(\sqrt{T \ln \max\{\Delta_0^{-1}, T\}})$ regret bound, where $\Delta_0 = \min_{t < t'} |M_t - M_{t'}|$ is controlled by the environment. In the stochastic i.i.d. case, their results translate into *distribution-dependent* guarantees not providing any worst-case sublinear bound (we obtain a \sqrt{T} rate). In the adversarial case, their guarantees are still worst-case linear (we obtain \sqrt{T} bounds leveraging the smoothness assumption). Achddou et al. [2021] consider a stochastic i.i.d. setting with the additional assumption that V_t and M_t are independent. Their main result is a bidding algorithm with *distribution-dependent* regret rates (of order

$T^{1/3+\varepsilon}$ or \sqrt{T} , depending on the assumptions on the underlying distribution) in the transparent setting. Again, this result is not comparable to ours because of the independence assumption and the distribution-dependent rates (which do not allow to recover our minimax rates).

Other works consider regret minimization in repeated second-price auctions with unknown valuations. For instance, Dikkala and Tardos [2013] investigate a repeated bidding setting, but do not consider regret minimization. Weed et al. [2016] derive regret bounds for the case when M_t are adversarially generated, while V_t are stochastically or adversarially generated and the feedback is transparent.

Considerably more work study first price auctions when the valuation V_t is known to the bidder at the beginning of each round t . Note that these results are not directly comparable to ours. Balseiro et al. [2019] look at the case when the V_t are adversarial and the M_t are either stochastic i.i.d. or adversarial. In the bandit feedback case (when M_t is never observed), they show that the minimax regret is $\tilde{O}(T^{2/3})$ in the stochastic case and $\tilde{O}(T^{3/4})$ in the adversarial case. Han et al. [2020b] prove a $\tilde{O}(\sqrt{T})$ regret bound in the semi-transparent setting (M_t observed only when the auction is lost) with adversarial valuations and stochastic bids. Han et al. [2020a] focus on the adversarial case, when V_t and M_t are both generated adversarially. They prove a $\tilde{O}(\sqrt{T})$ regret bound in the full feedback setting (M_t always observed) when the regret is defined with respect to all Lipschitz shading policies—a much larger class than the set all fixed bids which we consider here. This setup is extended in Zhang et al. [2022] where the authors consider the case in which the bidder is provided access to hints before each auction. Zhang et al. [2021] also studied the full information feedback setting and design a space-efficient variant of the algorithm proposed by Han et al. [2020a]. Badanidiyuru et al. [2023] introduce a contextual model in which V_t is adversarial and $M_t = \langle \theta, x_t \rangle + \varepsilon_t$ where $x_t \in \mathbb{R}^d$ is contextual information available at the beginning of each round t , $\theta \in \mathbb{R}^d$ is an unknown parameter, and ε_t is drawn from an unknown log-concave distribution. They study regret in bandit and full feedback settings.

A different thread of research is concerned with the convergence property of the regret minimization dynamics in first-price auctions (or, more specifically, with the learning dynamics of mean-based regret minimization algorithms). Feldman et al. [2016] show that with continuous bid levels, coarse-correlated equilibria exist whose revenue is below the second price. Feng et al. [2021] prove that regret minimizing bidders converge to a Bayesian Nash equilibrium in a first-price auctions when bidder values are drawn i.i.d. from a uniform distribution on $[0, 1]$. Kolumbus and Nisan [2022] show that if two bidders with finitely many bid values converge, then the equilibrium revenue of the bidder with the highest valuation is the second price. Deng et al. [2022] provide a characterization of the equilibria of the learning dynamics depending on the number of bidders with the highest valuation. Their characterization is for both time-average and last-iterate convergence.

Finally, smoothed analysis of algorithms, originally introduced by Spielman and Teng [2004] and later formalized for online learning by Rakhlin et al. [2011] and Haghtalab et al. [2020], is a known approach to the analysis of algorithms in which the instances at every round are generated from a distribution that is not too concentrated. Recent works on the smoothed analysis of online learning algorithms include Haghtalab et al. [2020], Haghtalab et al. [2022], Block et al. [2022], Durvasula et al. [2023], Cesa-Bianchi et al. [2021], and Cesa-Bianchi et al. [2023a,b].

2 The Learning Model

We introduce formally the repeated bidding problem in first-price auctions. At each time step t , a new item arrives for sale, for which the learner holds some unknown valuation $V_t \in [0, 1]$. The learner bids some $B_t \in [0, 1]$ and, at the same time, a set of competitors bid for the same object. We denote their highest competing bid by $M_t \in [0, 1]$. The learner gets the item at cost B_t if it wins the auction (i.e., if $B_t \geq M_t$), and does not get it otherwise. Then, the learner observes some feedback Z_t and gains utility $\text{Util}_t(B_t)$,

where, for all $b \in [0, 1]$, $\text{Util}_t(b) = (V_t - b)\mathbb{I}\{b \geq M_t\}$ (see Online bidding protocol in Section 1). Crucially, at time t the learner does not know its valuation V_t for the item before bidding, implying that its bid B_t only depends on its past observations Z_1, \dots, Z_{t-1} (and, possibly, some internal randomization). The goal of the learner is to design a learning algorithm \mathcal{A} that maximizes its utility. More precisely, we measure the performance of an algorithm \mathcal{A} by its *regret* $R_T(\mathcal{A})$ against the worst environment \mathcal{S} in a certain class Ξ , where

$$R_T(\mathcal{A}) = \sup_{\mathcal{S} \in \Xi} R_T(\mathcal{A}, \mathcal{S}), \quad R_T(\mathcal{A}, \mathcal{S}) = \sup_{b \in [0,1]} \mathbb{E} \left[\sum_{t=1}^T \text{Util}_t(b) - \sum_{t=1}^T \text{Util}_t(B_t) \right],$$

and the expectation is taken with respect to the randomness of the algorithm \mathcal{A} which selects B_t , and (possibly) the randomness of the environment \mathcal{S} generating the (V_t, M_t) pairs.

The environments. In this paper we consider both stochastic i.i.d. and adversarial environments.

- Stochastic i.i.d.: The pairs $(V_1, M_1), (V_2, M_2), \dots$ are a stochastic i.i.d. process
- Adversarial: The sequence $(V_1, M_1), (V_2, M_2), \dots$ is generated by an oblivious adversary.

Following previous works in online learning (see Section 1.3), we also study versions of the above environments that are constrained to generate the sequence of (V_t, M_t) values using distributions that are “not too concentrated”. To this end, we introduce the notion of smooth distributions.

Definition 1 (Haghtalab et al. [2021]). *Let \mathcal{X} be a domain that supports a uniform distribution ν . A measure μ on \mathcal{X} is said to be σ -smooth if for all measurable subsets $A \subseteq \mathcal{X}$, we have $\mu(A) \leq \frac{\nu(A)}{\sigma}$.*

We thus also consider the following two types of environments.

- The σ -smooth stochastic i.i.d. environment, which is a stochastic i.i.d. environment where the distribution of each pair $(V_1, M_1), (V_2, M_2), \dots$ is σ -smooth
- The σ -smooth adversarial setting, where the pairs $(V_1, M_1), (V_2, M_2), \dots$ form a stochastic process such that, for each t , the distribution of the pair (V_t, M_t) is σ -smooth.

The feedback. Once we have described the types of environments we study, we specify the types of feedback the learner receives at the end of each round, from the richest to the less informative.

- Full Feedback. The learner observes its valuation and the highest competing bid: $Z_t = (V_t, M_t)$.
- Transparent Feedback. The learner always observes M_t , but V_t is only revealed if it gets the item: Z_t is equal to (\star, M_t) if $B_t < M_t$ and (V_t, M_t) otherwise.
- Semi-Transparent Feedback*. The learner observes V_t if it gets the item and M_t otherwise: Z_t is equal to (\star, M_t) if $B_t < M_t$ and (V_t, \star) otherwise.
- The bandit feedback†. The learner observes V_t if it gets the item and the symbol \star otherwise: Z_t is \star if $B_t < M_t$ and V_t otherwise.

3 The stochastic i.i.d. setting

In this section, we investigate the problem of repeated bidding in first-price auctions with unknown valuations, when the pairs of valuations and highest competing bids are drawn i.i.d. from a fixed but unknown

*This feedback is similar to the winner-only feedback in Han et al. [2020b].

†We call this the bandit feedback because it is equivalent to receiving $\text{Util}_t(B_t)$ (with the extra information \star to distinguish between losing the item and winning it with $V_t = B_t$).

distribution. We study the different feedback models separately. We start by proving in Section 3.1 that it is not possible to achieve sublinear regret under the bandit feedback model without any assumption on the distribution of the environment. Then, in Section 3.2 we give matching upper and lower bounds of order $T^{2/3}$ in the semi-transparent feedback model. Notably, the latter lower bound holds for smooth distributions, while the upper bound works for any (possibly non-smooth) distributions. Finally, in Section 3.3 we prove that both the full and transparent feedback yield the same minimax regret regime of order \sqrt{T} , regardless of the regularity of the distribution.

3.1 Stochastic i.i.d. environment with bandit feedback

In the bandit feedback model, at each time step, the learner observes the valuation V_t (and nothing else) when it wins, it observes nothing at all when it loses the auction. The crucial difference with the other (richer) types of feedback is the amount of information received about M_t , which, in the bandit case, is just the relative position with respect to B_t (i.e., whether $M_t \leq B_t$ or $B_t < M_t$). This allows to hide in the interval $[0, 1]$ an optimal bid b^* which cannot be uncovered by the learner over a finite time horizon. Following this idea, a difficult environment should be one which randomizes between two scenarios: a good scenario with large value $V_t = 1$ and M_t slightly smaller than b^* and a bad one with poor value $V_t = 0$ and M_t slightly larger than b^* . This way, not to suffer linear regret, the learner has to find this tiny interval around b^* (the “needle in a haystack”).

Theorem 1. *Consider the problem of repeated bidding in first-price auctions in a stochastic i.i.d. environment with bandit feedback. Then, any learning algorithm \mathcal{A} satisfies*

$$R_T(\mathcal{A}) \geq \frac{1}{12}T.$$

Proof. For any deterministic algorithm \mathcal{A} , we construct a distribution such that an environment \mathcal{S} for which each element of the i.i.d. sequence $(V_1, M_1), (V_2, M_2), \dots$ follows this distribution will induce a regret $R_T(\mathcal{A}, \mathcal{S}) \geq \frac{T}{12}$. By Yao’s Minimax principle, this will be sufficient to conclude.

Fix then any deterministic algorithm \mathcal{A} and consider its bids against an environment that selects the valuations V_t to be either 0 or 1. At each time step, the feedback that \mathcal{A} receives is then either 0, 1 or \star (when the item is allocated to one of the competitors). This implies that the history of the bids posted by \mathcal{A} can be naturally described by a ternary decision tree of height T , where each level corresponds to a time step and any node to a bid. Crucially, the leaves of this tree are finite (at most 3^T), which means that the algorithm \mathcal{A} only posts bids in a finite subset N of $[0, 1]$. Being the set $(\frac{1}{3}, \frac{1}{2}) \setminus N$ open, there exists a bid b^* and $\varepsilon > 0$ such that $[b^*, b^* + \varepsilon]$ is contained in the interval $(\frac{1}{3}, \frac{1}{2})$ and does not intersect N .

Consider now the i.i.d. environment \mathcal{S} , which draws the (V_t, M_t) as follows: with probability $\frac{1}{2}$ it selects $(1, b^*)$, otherwise $(0, b^* + \varepsilon)$. The bid b^* is the best bid in hindsight, yielding an overall expected utility of $\frac{T}{2}(1 - b^*)$, which is at least $\frac{T}{4}$ because b^* belongs to the interval $(\frac{1}{3}, \frac{1}{2})$. Focus now on what happens to the learner: we know that it never bids in $[b^*, b^* + \varepsilon]$, which implies that we only need to consider the following two cases. Every time that \mathcal{A} posts bids smaller than b^* , then it never wins the item (zero utility). Instead, if it posts bids larger than $b^* + \varepsilon$, then it always gets the item (whose average value is $\frac{1}{2}$), paying at least $b^* + \varepsilon \geq \frac{1}{3}$. Putting these two cases together, we have proved that at each time step the expected utility earned by the learner is at most $\frac{1}{6} = \frac{1}{2} - \frac{1}{3}$. Finally, by combining the lower bound on the performance of b^* with the upper bound on the expected utility of the learner, we get $R_T(\mathcal{A}, \mathcal{S}) \geq T/4 - T/6 = T/12$. \square

3.2 Stochastic i.i.d. environment with semi-transparent feedback

In this section, we prove two results settling the minimax regret for the semi-transparent feedback where the environment is i.i.d. (and, possibly, smooth). First, we construct a learning algorithm, COLLECTING

COLLECT BIDS (CB)

```

1: input: Time horizon  $T_0$ 
2: Let  $X_0 \leftarrow 0$  and  $M^{(0)} \leftarrow 0$ 
3: for each round  $t = 1, 2, \dots, T_0$  do
4:   Post bid  $B_t = 0$  and observe the highest competing bid  $M_t$ 
5: Sort the observed highest competing bids in increasing order:  $M^{(1)} \leq M^{(2)} \leq \dots \leq M^{(T_0)}$ 
6: if  $M^{(T_0)} = 0$  then return candidate bid  $X_0$ 
7: for  $i = 1, 2, \dots$  do
8:   Let  $j_{i-1}^* \leftarrow \max\{j \in \{0, \dots, T_0\} \mid X_{i-1} = M^{(j)}\}$ ,  $j_i \leftarrow \min\{j_{i-1}^* + \lceil \sqrt{T_0} \rceil, T_0\}$ ,  $X_i \leftarrow M^{(j_i)}$ 
9:   if  $j_i = T_0$  then let  $K \leftarrow i$  and break;
10: return Candidate bids  $X_0, X_1, X_2, \dots, X_K$ 

```

BANDIT, achieving $T^{2/3}$ regret against any i.i.d. environment. Then, we complement it with a lower bound of the same order (up to log terms) obtained even in a smooth i.i.d. environment.

3.2.1 A $T^{2/3}$ upper bound for the i.i.d. environment

Our learning algorithm COLLECTING BANDIT is composed of two phases. First, for $T_0 = \Theta(T^{2/3})$ rounds, it collects samples from the highest competing bid random variables M_1, M_2, \dots, M_{T_0} by posting dummy bids $B_1 = B_2 = \dots = B_{T_0} = 0$. Among these values (plus the value $X_0 = 0$), the algorithm selects $\Theta(\sqrt{T_0})$ bids according to their ordering, in a manner that the empirical frequencies of bids M_1, M_2, \dots, M_{T_0} landing strictly in between two consecutive selected values are at most $\Theta(1/\sqrt{T_0})$ (see the pseudo-code of COLLECT BIDS for details). Second, for the remaining time steps, it runs any bandit algorithm, using as candidate bids the ones collected in the first phase (see COLLECTING BANDIT for details). Note that, in this second phase, the (less informative) bandit feedback would be enough to run the algorithm: we only used the additional information provided by the semi-transparent feedback in the initial “collecting bids” phase.

As a first step, we state a simple concentration result pertaining the i.i.d. process $M, M_1, M_2, \dots, M_{T_0}$, for $T_0 \in \mathbb{N}$. If \mathcal{I} is the family of all the subintervals of $[0, 1]$ and $\delta \in (0, 1)$, we define

$$\mathcal{E}_\delta^{T_0} = \bigcap_{I \in \mathcal{I}} \left\{ \left| \frac{1}{T_0} \sum_{t=1}^{T_0} \mathbb{I}\{M_t \in I\} - \mathbb{P}[M \in I] \right| < 8\sqrt{\frac{\ln(1/\delta)}{T_0}} \right\}.$$

Lemma 1. *For every $T_0 \in \mathbb{N}$ and $\delta \in (0, 1)$, we have $\mathbb{P}[\mathcal{E}_\delta^{T_0}] \geq 1 - \delta$.*

Proof. The family \mathcal{I} of all the subintervals of $[0, 1]$ has VC dimension 2 (see, e.g., Chapter 14.2. of Mitzenmacher and Upfal [2017]). Therefore we get the desired result by directly applying the standard sample complexity bound for ε -samples (see, e.g., Theorem 14.15 of Mitzenmacher and Upfal [2017]) for T_0 samples and $\varepsilon = 8\sqrt{\frac{\ln(1/\delta)}{T_0}}$. \square

To lighten future notation, we introduce the following

Notation 1. *If $K \in \mathbb{N}$, $0 = x_0 < x_1 < \dots < x_K \leq 1 < x_{K+1} = 2$, and $\mathcal{X} = \{x_0, \dots, x_K\}$, we denote by $k_{\mathcal{X}}: [0, 1] \rightarrow \mathcal{X}$ the function that maps each $b \in [0, 1]$ to the unique $k \in \{0, 1, \dots, K\}$ such that $x \in [x_k, x_{k+1})$.*

We now prove another lemma that allows us to control the expected cumulative utility of any bid in $[0, 1]$ with that of the best bid in a discretization (without relying on any smoothness assumption).

COLLECTING BANDIT (CoBA)

- 1: **input:** Time horizon T and a bandit algorithm $\tilde{\mathcal{A}}$ for gains in $[-1, 1]$
 - 2: $T_0 \leftarrow \lceil T^{2/3} \rceil$
 - 3: Run COLLECT BIDS with time horizon T_0 and obtain X_0, X_1, \dots, X_K
 - 4: Initialize $\tilde{\mathcal{A}}$ on $K + 1$ actions (one for each candidate bid X_i) and $T - T_0$ as time horizon
 - 5: **for** each round $t = T_0 + 1, T_0 + 2, \dots, T$ **do**
 - 6: Receive from $\tilde{\mathcal{A}}$ the bid $B_t = X_{I_t}$ for some $I_t \in \{0, 1, \dots, K\}$
 - 7: Post bid B_t and observe feedback Z_t
 - 8: Reconstruct $\text{Util}_t(B_t)$ from Z_t and feed it to $\tilde{\mathcal{A}}$
-

Lemma 2. Assume that the process M, M_1, M_2, \dots of the highest competing bids form an i.i.d. sequence. Let also $0 = x_0 < x_1 < \dots < x_K \leq 1 < x_{K+1} = 2$ and $\mathcal{X} = \{x_0, \dots, x_K\}$. For all $b \in [0, 1]$ and $T_0, T_1 \in \mathbb{N}$ with $T_0 < T_1$, we have:

$$\mathbb{E} \left[\sum_{t=T_0+1}^{T_1} \text{Util}_t(b) \right] \leq \mathbb{E} \left[\sum_{t=T_0+1}^{T_1} \text{Util}_t(x_{k_{\mathcal{X}}(b)}) \right] + (T_1 - T_0) \mathbb{P}[x_{k_{\mathcal{X}}(b)} < M < x_{k_{\mathcal{X}}(b)+1}] .$$

Proof. Fix any $b \in [0, 1]$, $T_0, T_1 \in \mathbb{N}$ with $T_0 < T_1$, and a time step $t \in \{T_0 + 1, \dots, T_1\}$. Then

$$\begin{aligned} \mathbb{E}[\text{Util}_t(b)] &= \mathbb{E}[(V_t - b) \mathbb{I}\{b \geq M_t\}] \leq \mathbb{E}[(V_t - x_{k_{\mathcal{X}}(b)}) (\mathbb{I}\{x_{k_{\mathcal{X}}(b)} \geq M_t\} + \mathbb{I}\{b \geq M_t > x_{k_{\mathcal{X}}(b)}\})] \\ &\leq \mathbb{E}[\text{Util}_t(x_{k_{\mathcal{X}}(b)})] + \mathbb{P}[x_{k_{\mathcal{X}}(b)} < M_t \leq b] \leq \mathbb{E}[\text{Util}_t(x_{k_{\mathcal{X}}(b)})] + \mathbb{P}[x_{k_{\mathcal{X}}(b)} < M_t < x_{k_{\mathcal{X}}(b)+1}] . \end{aligned}$$

Summing over t and recalling that M_t and M shares the same distribution, yields the conclusion. \square

As a corollary of Lemmas 1 and 2 we obtain similar discretization error guarantees when the grid of points \mathcal{X} is random.

Lemma 3. Fix any $T_0 \in \mathbb{N}$ and $\delta \in (0, 1)$. Let $\mathcal{X} = \{X_0, \dots, X_K\}$ be a random set containing a random number K of points satisfying $0 = X_0 < X_1 < \dots < X_K \leq 1 < X_{K+1} = 2$. Assume that the random variables $K, X_0, X_1, \dots, X_{K+1}$ are \mathcal{H}_{T_0} -measurable, where \mathcal{H}_{T_0} is the history up to and including time T_0 . Assume that the process $(V_1, M_1), (V_2, M_2), \dots$ of the valuations/highest competing bids form an i.i.d. sequence. Then, for all $b \in [0, 1]$ and $T_1 \in \mathbb{N}$ with $T_1 > T_0$, we have:

$$\begin{aligned} \mathbb{E} \left[\sum_{t=T_0+1}^{T_1} \text{Util}_t(b) \right] &\leq \mathbb{E} \left[\sum_{t=T_0+1}^{T_1} \text{Util}_t(X_{k_{\mathcal{X}}(b)}) \right] \\ &\quad + (T_1 - T_0) \mathbb{E} \left[\frac{1}{T_0} \sum_{t=1}^{T_0} \mathbb{I}\{X_{k_{\mathcal{X}}(b)} < M_t < X_{k_{\mathcal{X}}(b)+1}\} \right] + (T_1 - T_0) \left(8 \sqrt{\frac{\ln(1/\delta)}{T_0}} + \delta \right) . \end{aligned}$$

We are now ready to present the main theorem of this section.

Theorem 2. Consider the problem of repeated bidding in first-price auctions in a stochastic i.i.d. environment with semi-transparent feedback. Then there exists a learning algorithm \mathcal{A} such that

$$R_T(\mathcal{A}) \leq 16(13 + \sqrt{\ln T})T^{2/3} .$$

Proof. We prove that COLLECTING BANDIT yields the desired bound when its learning routine $\tilde{\mathcal{A}}$ is (a rescaled version of) MOSS [Audibert and Bubeck, 2009]: since MOSS is designed to run with gains in $[0, 1]$ while the utilities we observe are in $[-1, 1]$, we first apply the reward transformation $x \mapsto \frac{x+1}{2}$ to the observed utilities. This will cost a multiplicative factor of 2 on the regret guarantees of MOSS. Leveraging the fact that the empirical frequency between two consecutive X_k and X_{k+1} generated by COLLECT BIDS is at most $2/\sqrt{T_0}$ by design and applying Lemma 3 with $T_1 = T$ to the random variables X_0, X_1, \dots, X_K , we obtain, for all $b \in [0, 1]$

$$\mathbb{E} \left[\sum_{t=T_0+1}^T \text{Util}_t(b) \right] \leq \mathbb{E} \left[\sum_{t=T_0+1}^T \text{Util}_t(X_{k_{\mathcal{X}}(b)}) \right] + (T - T_0) \left(\frac{2}{\sqrt{T_0}} + 8\sqrt{\frac{\ln(1/\delta)}{T_0}} + \delta \right) = (\star).$$

Now, applying the tower rule to the expectation on the right-hand side conditioning to the history \mathcal{H}_{T_0} up to time T_0 , we can use the fact that the regret of the rescaled version of MOSS is upper bounded by $98\sqrt{(K+1)(T-T_0)}$ and the number of points $K+1$ collected by COLLECT BIDS is at most $\sqrt{T_0}+1$ to obtain

$$(\star) \leq \mathbb{E} \left[\sum_{t=T_0+1}^T \text{Util}_t(B_t) \right] + 98\sqrt{(\sqrt{T_0}+1)(T-T_0)} + (T - T_0) \left(\frac{2}{\sqrt{T_0}} + 8\sqrt{\frac{\ln(1/\delta)}{T_0}} + \delta \right).$$

Finally, tuning $\delta = 1/T_0$, upper bounding the cumulative regret over the first T_0 rounds with T_0 , and recalling that $T_0 = \lceil T^{2/3} \rceil$, yields the conclusion. \square

3.2.2 A $T^{2/3}$ lower bound for the smooth i.i.d. environment

We prove here that the $\tilde{O}(T^{2/3})$ bound achieved by COLLECTING BANDIT is indeed optimal, up to logarithmic terms. Our lower bound consists in carefully embedding into our model a hard multiarmed bandit instance with $K = \Theta(T^{1/3})$ arms, which entails a lower bound of order $\Omega(\sqrt{KT}) = \Omega(T^{2/3})$. Note that the proof agenda we have presented is rich of challenges: we want to embed a discrete construction on K independent actions into our continuous framework, where the utility of different bids are correlated, while enforcing smoothness. Furthermore, the feedback models are different. We report here a proof sketch and refer the interested reader to Appendix B for the missing details.

Theorem 3. *Consider the problem of repeated bidding in first-price auctions in a stochastic i.i.d. σ -smooth environment with semi-transparent feedback, for $\sigma \in (0, \frac{1}{66}]$. Then, any learning algorithm \mathcal{A} satisfies, for $T \geq 8$,*

$$R_T(\mathcal{A}) \geq \frac{3}{10^4} T^{2/3}.$$

Proof sketch. Define, for all $v, m \in [0, 1]$, the density

$$f(v, m) = \mathbb{I}_{[\frac{7}{8}, 1]}(v) \left(\frac{1}{(v-m)^2} \mathbb{I}_{[\frac{1}{4}, v-\frac{1}{8}]}(m) + \frac{4}{v-1/4} \mathbb{I}_{[0, \frac{1}{4}]}(m) \right).$$

Let \mathbb{P}^0 be a probability measure such that $(V, M), (V_1, M_1), (V_2, M_2), \dots$ is a \mathbb{P} -i.i.d. sequence where each pair (V, M) has common probability density function f . Denoting by \mathbb{E}^0 the expectation with respect to \mathbb{P}^0 , we have, for any bid $b \in [0, 1]$ and any t

$$\mathbb{E}^0[\text{Util}_t(b)] = b \left(\frac{1}{2} + (1-4b) \ln \frac{6}{5} \right) \mathbb{I}_{[0, \frac{1}{4}]}(b) + \frac{1}{8} \mathbb{I}_{[\frac{1}{4}, \frac{3}{4}]}(b) - \left(4b^2 - 6b + \frac{17}{8} \right) \mathbb{I}_{[\frac{3}{4}, \frac{7}{8}]}(b) + \left(\frac{15}{16} - b \right) \mathbb{I}_{[\frac{7}{8}, 1]}(b).$$

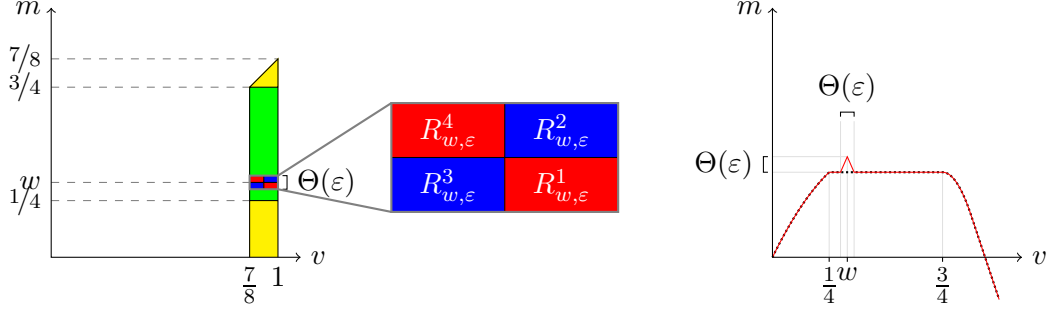


Figure 1: Left/center: The support of the base density f lies inside the yellow and green regions. The perturbation $g_{w,\varepsilon}$ of f occurs inside the green region, where the four rectangles $R_{w,\varepsilon}^1, \dots, R_{w,\varepsilon}^4$ (in red and blue) lie. Right: The corresponding qualitative plots of $b \mapsto \mathbb{E}[\text{Util}_t(b)]$ (black, dotted) and $p \mapsto \mathbb{E}^{w,\varepsilon}[\text{Util}_t(b)]$ (red, solid).

This function grows with b on $[0, 1/4]$, it has a plateau of maximizers $[1/4, 3/4]$, then decreases on $(3/4, 1]$ (see Figure 1, right). Now, let $\Xi = \{(w, \varepsilon) \in [0, 1]^2 : w - \varepsilon \geq 1/4 \text{ and } w + \varepsilon \leq 3/4\}$ and define, for all $(w, \varepsilon) \in \Xi$, the four rectangles $R_{w,\varepsilon}^1 = [15/16, 1] \times [w - \varepsilon, w]$, $R_{w,\varepsilon}^2 = [15/16, 1] \times [w, w + \varepsilon]$, $R_{w,\varepsilon}^3 = [7/8, 15/16] \times [w - \varepsilon, w]$, $R_{w,\varepsilon}^4 = [7/8, 15/16] \times [w, w + \varepsilon]$, and, for all $v, m \in [0, 1]$, the perturbation

$$g_{w,\varepsilon}(v, m) = \frac{16}{9} (\mathbb{I}_{R_{w,\varepsilon}^1 \cup R_{w,\varepsilon}^4}(v, m) - \mathbb{I}_{R_{w,\varepsilon}^2 \cup R_{w,\varepsilon}^3}(v, m)) .$$

For all $(w, \varepsilon) \in \Xi$, define $f_{w,\varepsilon} = f + g_{w,\varepsilon}$ (see Figure 1, left/center) and note that it is a valid probability density function, i.e., $f_{w,\varepsilon} \geq 0$ and $\int_{[0,1]^2} f_{w,\varepsilon}(v, m) dv dm = 1$. For all $(w, \varepsilon) \in \Xi$, let $\mathbb{P}^{w,\varepsilon}$ be a probability measure such that $(V, M), (V_1, M_1), (V_2, M_2), \dots$ is a $\mathbb{P}^{w,\varepsilon}$ -i.i.d. sequence where each pair (V, M) has common probability density function $f_{w,\varepsilon}$. Denoting by $\mathbb{E}^{w,\varepsilon}$ the expectation with respect to $\mathbb{P}^{w,\varepsilon}$, we have, for any bid $b \in [0, 1]$ and any t

$$\mathbb{E}^{w,\varepsilon}[\text{Util}_t(b)] = \mathbb{E}^0[\text{Util}_t(b)] + \frac{\varepsilon}{144} \Lambda_{w,\varepsilon}(b)$$

where $\Lambda_{u,r}$ is the tent map centered at u with radius r defined as $\Lambda_{u,r}(x) = \max\{1 - |x - u|/r, 0\}$. In words, in a perturbed scenario $\mathbb{P}^{w,\varepsilon}$ the expected utility is maximized at the peak of a spike centered at w with length and height $\Theta(\varepsilon)$ perturbing the plateau area $[1/4, 3/4]$ of maximum height (see Figure 1, right). Define, for all times $t \in \mathbb{N}$, the feedback function

$$\psi_t: [0, 1] \rightarrow ([0, 1] \times \{\star\}) \cup (\{\star\} \times [0, 1]) , \quad b \mapsto \begin{cases} (V_t, \star) & \text{if } b \geq M_t \\ (\star, M_t) & \text{if } b < M_t \end{cases}$$

and note that, in our semi-transparent feedback model, the feedback Z_t received after bidding B_t at time t is $\psi_t(B_t)$. Then, for each $(w, \varepsilon) \in \Xi$ and each $b \in [0, 1] \setminus [w - \varepsilon, w + \varepsilon]$, note that the distribution of $\psi_t(b)$ under $\mathbb{P}^{w,\varepsilon}$ coincides with the distribution of $\psi_t(b)$ under \mathbb{P}^0 , i.e., in push-forward notation (for a refresher on push-forward measures, see Appendix A),

$$\mathbb{P}_{\psi_t(b)}^{w,\varepsilon} = \mathbb{P}_{\psi_t(b)}^0 . \quad (1)$$

Now, let $K \in \mathbb{N}$, $\varepsilon = 1/(4K)$, $w_k = 1/4 + (2k - 1)\varepsilon$ and $\mathbb{P}^k = \mathbb{P}^{w_k,\varepsilon}$ (for each $k \in [K]$). At a high level, we built a problem in which we know in advance the region where the optimal bid belongs to (i.e., the interval $[1/4, 3/4]$), but, when the underlying scenario is determined by the probability measure \mathbb{P}^k for some $k \in [K]$, in order not to suffer regret $\Omega(\varepsilon T)$, the learner has to detect inside this potentially optimal region where a spike of height (and length) $\Theta(\varepsilon)$ in the reward occurs. This last task can be accomplished only by

locating where the perturbation in the base probability measure occurs, which, given the feedback structure, can only be done by playing in the interval $[w_k - \varepsilon, w_k + \varepsilon)$ if the underlying probability is \mathbb{P}^k , suffering instantaneous regret of order ε whenever the underlying probability is \mathbb{P}^j , with $j \neq k$. Given that we partitioned the potentially optimal region $[1/4, 3/4]$ into $\Theta(\frac{1}{\varepsilon})$ disjoint intervals where these perturbations can occur, the feedback structure implies that each of these intervals deserves its own dedicated exploration. To better highlight this underlying structure, we will show (see Appendix B) that our problem is no easier than a simplified K -armed stochastic bandit problem, where the instances we consider are determined by the probability measures $\mathbb{P}^1, \dots, \mathbb{P}^K$. In this bandit problem, when the underlying probability measure is induced by some \mathbb{P}^k , the corresponding arm k has an expected reward $\Theta(\varepsilon)$ larger than the others. Then, via an information-theoretic argument, we can show that any learner would need to spend at least order of $1/\varepsilon^2$ rounds to explore each of the K arms (paying $\Omega(\varepsilon)$ each time) or else, it would pay a regret $\Omega(\varepsilon T)$. Hence, the regret of any learner, in the worst case, is lower bounded by $\Omega(\frac{K}{\varepsilon^2} \varepsilon + \varepsilon T) = \Omega(K^2 + T/K)$ (recalling our choice of $\varepsilon = 1/(4K)$). Picking $K = \Theta(T^{1/3})$ yields a lower bound of order $T^{2/3}$. For all missing technical details, see Appendix B. \square

3.3 Stochastic i.i.d. environment with transparent and full feedback

This section completes the study of the stochastic i.i.d. environment by determining the minimax regret when the learner has access to full or transparent feedback.

3.3.1 A \sqrt{T} upper bound for the i.i.d. environment

While with semi-transparent feedback, we had to rely on dummy bids $B_1 = \dots = B_{T_0} = 0$ to gather information about the distribution of the highest competing bids, with the transparent one, this information is collected for free at each bidding round. To use this extra information, we present a wrapper W.T.FPA (for a sequence of base learning algorithms for the transparent feedback model) whose purpose is restarting the learning process with a geometric cadence to update the set of candidate bids. We assume that each of the wrapped base algorithms $\tilde{\mathcal{A}}_\tau$ can take as input any finite subset $\mathcal{X} \subset [0, 1]$ and returns bids in \mathcal{X} . Furthermore, for all T' , we let $\mathcal{R}_{T'}(\tilde{\mathcal{A}}_\tau, \mathcal{X})$ be an upper bound on the regret over T' rounds of $\tilde{\mathcal{A}}_\tau$ with input \mathcal{X} against the best fixed $x \in \mathcal{X}$. Formally, we require that for any two times $T_0 < T_1$ such that $T' = T_1 - T_0$, the quantity $\mathcal{R}_{T'}(\tilde{\mathcal{A}}_\tau, \mathcal{X})$ is an upper upper bound on $\max_{x \in \mathcal{X}} \mathbb{E}[\sum_{t=T_0+1}^{T_1} \text{Util}_t(x) - \sum_{t=T_0+1}^{T_1} \text{Util}_t(B_t)]$, where $B_t \in \mathcal{X}$ is the sequence of prices played by $\tilde{\mathcal{A}}_\tau$ (with input \mathcal{X}) when started at round $t = T_0 + 1$ and ran up to time T_1 . Without loss of generality, we assume that $T' \mapsto \mathcal{R}_{T'}(\tilde{\mathcal{A}}_\tau, \mathcal{X})$ is non-decreasing.

W.T.FPA (Wrapper for Transparent First-Price Auctions)

- 1: **input:** Base algorithms $\tilde{\mathcal{A}}_1, \tilde{\mathcal{A}}_2, \dots$ **initialization:** Let $s \leftarrow 0$
 - 2: **for** each epoch $\tau = 1, 2, \dots$ **do**
 - 3: Let $\mathcal{X}_\tau \leftarrow \{0\} \cup \{M_1, \dots, M_s\}$ (with the understanding that $\mathcal{X}_1 = \{0\}$)
 - 4: Start $\tilde{\mathcal{A}}_\tau$ with input \mathcal{X}_τ and run it for rounds $t = s + 1, \dots, s + 2^{\tau-1}$
 - 5: Update $s \leftarrow s + 2^{\tau-1}$
-

Proposition 1. *Consider the problem of repeated bidding in first-price auctions in a stochastic i.i.d. environment with transparent feedback. Then the regret of W.T.FPA run with base algorithms $\tilde{\mathcal{A}}_1, \tilde{\mathcal{A}}_2, \dots$ satisfies*

$$R_T(\text{W.T.FPA}) \leq \sum_{\tau=2}^{\lceil \log_2(T+1) \rceil} \mathcal{R}_{2^{\tau-1}}(\tilde{\mathcal{A}}_\tau, \mathcal{X}_\tau) + 3 + 16(\sqrt{2} + 2)\sqrt{T \ln T}.$$

Proof. Fix an arbitrary epoch $\tau \in \{2, \dots, \lceil \log_2(T+1) \rceil\}$ (the first epoch will be upper bounded separately). With respect to the notation in Lemma 3, let $\mathcal{X} = \mathcal{X}_\tau$, $K+1 = |\mathcal{X}|$, $T_0 = \sum_{\tau'=1}^{\tau-1} 2^{\tau'-1} = 2^{\tau-1} - 1$ (the time passed from the beginning of epoch 1 up to and including the end of epoch $\tau-1$), $T_1 = \min\{T_0 + 2^{\tau-1}, T\}$ (the end of epoch τ), and let $X_0 < X_1 < \dots < X_K$ be the distinct elements of \mathcal{X} in increasing order, where we note that $X_0 = 0$, $X_K \leq 1$, and we set $X_{K+1} = 2$. Let also \mathcal{H}_{T_0} be the history up to and including time T_0 and recall Notation 1. Applying first Lemma 3 (together with the fact that the empirical frequency between any two consecutive values X_k and X_{k+1} is 0 by design), then exploiting the monotonicity of $T' \mapsto \mathcal{R}_{T'}(\tilde{\mathcal{A}}_\tau, \mathcal{X}_\tau)$ for the last epoch (if $T_0 + 2^{\tau-1} > T$), we obtain, for all $b \in [0, 1]$ and $\delta \in (0, 1)$,

$$\begin{aligned} \mathbb{E} \left[\sum_{t=T_0+1}^{\min\{T_0+2^{\tau-1}, T\}} \text{Util}_t(b) \right] &\leq \mathbb{E} \left[\sum_{t=T_0+1}^{\min\{T_0+2^{\tau-1}, T\}} \text{Util}_t(X_{k_{\mathcal{X}}(b)}) \right] + 2^{\tau-1} \left(8\sqrt{\frac{\ln(1/\delta)}{T_0}} + \delta \right) \\ &\leq \mathbb{E} \left[\sum_{t=T_0+1}^{\min\{T_0+2^{\tau-1}, T\}} \text{Util}_t(B_t) \right] + \mathcal{R}_{2^{\tau-1}}(\tilde{\mathcal{A}}_\tau, \mathcal{X}_\tau) + 2^{\tau-1} \left(8\sqrt{\frac{\ln(1/\delta)}{2^{\tau-1}-1}} + \delta \right). \end{aligned}$$

Summing over epochs $\tau \in \{2, \dots, \lceil \log_2(T+1) \rceil\}$, upper bounding by 1 the regret incurred in the first epoch, and tuning $\delta = 1/T$, yields the conclusion. \square

Now we are only left to design appropriate base algorithms $\tilde{\mathcal{A}}_1, \tilde{\mathcal{A}}_2, \dots$ for the transparent feedback to wrap W.T.FPA around.

The Exp3.FPA algorithm. To this end, we introduce the Exp3.FPA algorithm (designed to run with transparent feedback), which borrows ideas from online learning with feedback graphs [Alon et al., 2017]. Similar algorithms for related settings have been previously proposed by Weed et al. [2016] and Feng et al. [2018]. For the familiar reader, note that our setting can be seen as an instance of online learning with strongly observable feedback graphs. In contrast to a black-box application of feedback-graph results, we shave off a logarithmic term (in the time horizon) by using a dedicated analysis. For any $x \in [0, 1]$, we denote by δ_x the Dirac distribution centered at x .

Exp3.FPA

- 1: **input:** Finite set $\mathcal{X} \subset [0, 1]$ with maximum \bar{x} and exploration rate $\gamma \in (0, 1)$
 - 2: For all $x \in \mathcal{X}$, let $w_1(x) \leftarrow 1$
 - 3: **for** each round $t = 1, 2, \dots$ **do**
 - 4: Post bid $B_t \sim p_t \leftarrow (1 - \gamma) \frac{w_t}{\|w_t\|_1} + \gamma \delta_{\bar{x}}$
 - 5: For all $x \in \mathcal{X}$, define the reward estimate $\hat{g}_t(x) \leftarrow (V_t - x) \mathbb{I}\{x \geq M_t\} \frac{\mathbb{I}\{M_t \leq B_t\}}{\sum_{y \geq M_t} p_t(y)}$
 - 6: For all $x \in \mathcal{X}$, update the weight $w_{t+1}(x) \leftarrow w_t(x) \exp(\gamma \hat{g}_t(x))$
-

Note that the transparent feedback is sufficient to compute the reward estimates in Line 5. We defer the proof of the following proposition to Appendix C.

Proposition 2. *Let $\mathcal{X} \subset [0, 1]$ be a finite set, $T \in \mathbb{N}$ a time horizon, and tune the exploration rate as $\gamma = \sqrt{\ln(|\mathcal{X}|)/(e-1)T}$. Then, the regret of Exp3.FPA against the best fixed bid in \mathcal{X} is*

$$\max_{x \in \mathcal{X}} \mathbb{E} \left[\sum_{t=1}^T \text{Util}_t(x) - \sum_{t=1}^T \text{Util}_t(B_t) \right] \leq 2\sqrt{(e-1) \ln(|\mathcal{X}|)T}$$

Putting together Propositions 1 and 2 yields the desired optimal rate.

Theorem 4. *Consider the problem of repeated bidding in first-price auctions in a stochastic i.i.d. environment with transparent feedback. Then the regret of W.T.FPA run with the base algorithm of each epoch τ being Exp3.FPA tuned with $\gamma = \gamma(\tau) = \sqrt{\ln(|\mathcal{X}_\tau|)/((e-1)2^{\tau-1})}$, satisfies*

$$R_T(\text{W.T.FPA}) \leq 3 + 2(\sqrt{2} + 2)(\sqrt{2(e-1)} + 8)\sqrt{T \ln T}.$$

Proof. Plugging the guarantees of Proposition 2 into those of Proposition 1 and recalling that $|\mathcal{X}_\tau| \leq 2^{\tau-1}$ for each epoch $\tau = 2, 3, \dots$, gives the result (after straightforward computations). \square

3.3.2 A \sqrt{T} lower bound for the i.i.d. environment

We complement the positive result of Theorem 4 with a matching lower bound of order \sqrt{T} . The idea underlying our hard instance is to embed the well-known lower bound for prediction with (two) experts into our framework: we construct two smooth distributions that are “similar” but have two different optimal bids whose performance is separated. We then formally prove that no learner can identify the correct distribution without suffering less than \sqrt{T} regret.

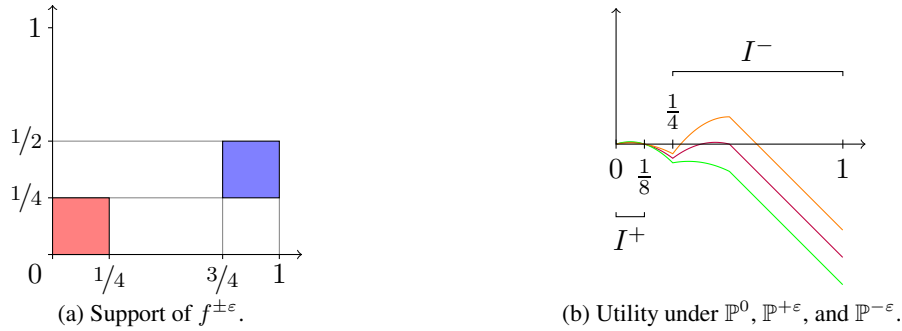


Figure 2: Supporting figures of the Proof of Theorem 5. Figure 2a represents the support of the density functions $f^{\pm\epsilon}$: the two squares Q_+ and Q_- . Figure 2b represents the expected utility function for three different distributions: \mathbb{P}^0 in violet, \mathbb{P}^+ in orange and \mathbb{P}^- in green.

Theorem 5. *Consider the problem of repeated bidding in first-price auctions in a stochastic i.i.d. σ -smooth environment with full feedback, for $\sigma \in (0, \frac{1}{9}]$. Then, any learning algorithm \mathcal{A} satisfies*

$$R_T(\mathcal{A}) \geq \frac{1}{2048} \sqrt{T}.$$

Proof. We prove the Theorem by Yao’s principle: we show that there exists a distribution over stochastic σ -smooth environments such that any deterministic learning algorithm \mathcal{A} suffers $\Omega(\sqrt{T})$ regret against it, in expectation. We do that in two steps. First, for every $\epsilon \in (0, \frac{1}{2})$ we construct a pair of $\frac{1}{9}$ -smooth distributions that are hard to discriminate for the learner. Then, we prove that, for the right choice of ϵ , any learner suffers the desired regret against at least one of them. For visualization, we refer to Figure 2.

As a tool for our construction, we introduce a baseline probability measure \mathbb{P}^0 , such that the sequence $(V, M), (V_1, M_1), (V_2, M_2), \dots$ is \mathbb{P}^0 -i.i.d., and (V, M) has a distribution $\mathbb{P}_{(V, M)}^0$ (for a refresher on push-forward measures, see Appendix A) whose density function is as follows:

$$f^0(v, m) = 8\mathbb{I}\{(v, m) \in Q_+\} + 8\mathbb{I}\{(v, m) \in Q_-\},$$

where $Q_+ = (0, \frac{1}{4}) \times (0, \frac{1}{4})$ and $Q_- = (\frac{3}{4}, 1) \times (\frac{1}{4}, \frac{1}{2})$ (see Figure 2a). A convenient way to visualize this distribution is to draw a uniform random variable U_t in the square Q_+ and then toss an unbiased coin. If the coin yields heads, then (V_t, M_t) is equal to U_t , otherwise (V_t, M_t) coincides with U_t translated by $(\frac{3}{4}, \frac{1}{4})$. With some simple (but tedious) computation, it is possible to explicitly compute the expected utility of posting any bid $b \in [0, 1]$, when (V_t, M_t) is drawn following the distribution \mathbb{P}^0 (with expectation \mathbb{E}^0):

$$\mathbb{E}^0[\text{Util}_t(b)] = \begin{cases} \frac{b}{4}(1 - 8b) & \text{if } b \in [0, \frac{1}{4}) \\ -\frac{1}{8}(16b^2 - 14b + 3) & \text{if } b \in [\frac{1}{4}, \frac{1}{2}) \\ \frac{1}{2}(1 - 2b) & \text{if } b \in [\frac{1}{2}, 1] \end{cases}$$

The function $\mathbb{E}^0[\text{Util}_t(b)]$ has two global maxima in $[0, 1]$, of value $\frac{1}{128}$, attained in $\frac{1}{16}$ and $\frac{7}{16}$ (see the red line in Figure 2b).

For any $\varepsilon \in (0, \frac{1}{2})$, we also define two additional (perturbed) probability measures $\mathbb{P}^{\pm\varepsilon}$, such that the sequence $(V, M), (V_1, M_1), (V_2, M_2), \dots$ is $\mathbb{P}^{\pm\varepsilon}$ -i.i.d. and the distribution $\mathbb{P}_{(V,M)}^{\pm\varepsilon}$ of (V, M) has density:

$$f^{\pm\varepsilon}(v, m) = 8(1 \pm \varepsilon)\mathbb{I}\{(v, m) \in Q_+\} + 8(1 \mp \varepsilon)\mathbb{I}\{(v, m) \in Q_-\}.$$

Note, $\|f^{\pm\varepsilon}\|_\infty < 9$, while $\|f^0\|_\infty = 8$, therefore all the distributions considered in this proof are $\frac{1}{9}$ -smooth. To visualize this new perturbed distributions, recall the construction of $\mathbb{P}_{(V,M)}^0$ using the coin toss and the uniform random variable U : in this case the coin is biased and the probability of getting tail is $(1 \pm \varepsilon)/2$. It is still possible to compute explicitly the expected utility under these perturbed distributions for any bid $b \in [0, 1]$:

$$\mathbb{E}^{\pm\varepsilon}[\text{Util}_t(b)] = \begin{cases} \frac{b}{4}(1 - 8b) \pm \varepsilon \frac{b}{4}(1 - 8b) & \text{if } b \in [0, \frac{1}{4}) \\ -\frac{1}{8}(16b^2 - 14b + 3) \pm \frac{\varepsilon}{4}(8b^2 - 11b + 2) & \text{if } b \in [\frac{1}{4}, \frac{1}{2}) \\ \frac{1}{2}(1 - 2b) \mp \frac{3}{4}\varepsilon & \text{if } b \in [\frac{1}{2}, 1] \end{cases} \quad (2)$$

We refer to Figure 2b for visualization. The crucial property of the distributions we constructed is that the instantaneous regret of not playing in the “correct” region is $\Omega(\varepsilon)$; formally we have the following result. For the sake of readability, we postpone the proof of this Claim to Appendix D.

Claim 1. *There exists two disjoint intervals I_+ and I_- in $[0, 1]$ such that, for any $\varepsilon \in (0, \frac{1}{2})$ and any time t , the following inequalities hold:*

$$\max_{x \in [0, 1]} \mathbb{E}^{\pm\varepsilon}[\text{Util}_t(x)] \geq \mathbb{E}^{\pm\varepsilon}[\text{Util}_t(b)] + \frac{1}{128}\varepsilon, \text{ for all } b \notin I_\pm$$

Since the two distributions are “ ε -close[‡]”, any learner needs at least $\frac{1}{\varepsilon^2}$ rounds to discriminate which ones of the two distributions it is actually facing, paying each error with an instantaneous regret of $\Omega(\varepsilon)$ (Claim 1). All in all, any learner suffers a regret that is $\Omega(\varepsilon \cdot \frac{1}{\varepsilon^2} + \varepsilon T)$, which is of the desired $\Omega(\sqrt{T})$ order for the right choice of $\varepsilon \approx T^{-1/2}$.

As the last step of the proof, we formalize the above argument. Fix $\varepsilon = 1/(4\sqrt{T})$ and rename $\mathbb{P}^{+\varepsilon} = \mathbb{P}^1$ and $\mathbb{P}^{-\varepsilon} = \mathbb{P}^2$, given our choice of ε ; similarly, denote with I_1 and I_2 the two intervals I_+ and I_- as in the statement of Claim 1. For each $j \in \{0, 1, 2\}$, consider the run of \mathcal{A} against the stochastic environment which draws $(V_1, M_1), (V_2, M_2), \dots$ i.i.d. from \mathbb{P}^j . Let N_1 be the random variable that counts the number of times that algorithm \mathcal{A} posts a bid in I_1 . Similarly, N_2 counts the number of times that it posts a bid in I_2 . For $i = 1, 2$, we have the following crucial relation between the expected value of N_i under \mathbb{P}^i . Note, the results hold because the two distributions are so similar that the deterministic algorithm \mathcal{A} bids in the wrong region a constant fraction of the time steps. For the formal proof of we refer the reader to Appendix D.

[‡]In Appendix D we formally prove that their total variation is at most $\Theta(\varepsilon)$.

Claim 2. *The following inequality hold:*

$$\frac{1}{2} \sum_{i=1,2} \mathbb{E}^i [N_i] \leq \frac{3}{4} T.$$

We finally have all the ingredients to conclude the proof. Consider an environment that selects uniformly at random either \mathbb{P}^1 or \mathbb{P}^2 and then draws the (V_t, M_t) i.i.d. following it. We prove that the algorithm \mathcal{A} suffers linear regret against this randomized environment and, by a simple averaging argument, against at least one of them. Specifically, if b_i^* is the optimal bid in the scenario determined by \mathbb{P}^i , for $i \in \{1, 2\}$, we have

$$\begin{aligned} R_T(\mathcal{A}) &\geq \frac{1}{2} \sum_{i=1,2} \mathbb{E}^i \left[\sum_{t=1}^T \text{Util}_t(b_i^*) - \sum_{t=1}^T \text{Util}_t(B_t) \right] \\ &\geq \frac{1}{1024\sqrt{T}} \sum_{i=1,2} \mathbb{E}^i [T - N_i] && \text{(By Claim 1 and choice of } \varepsilon) \\ &\geq \frac{1}{512\sqrt{T}} \left(T - \frac{3}{4} T \right) && \text{(By Claim 2)} \\ &= \frac{\sqrt{T}}{2048}. \end{aligned} \quad \square$$

4 The adversarial setting

In this section we complete the perspective on repeated bidding in first-price auction by investigating the adversarial model. In particular, we consider two models: the standard one, where the sequence $(V_1, M_1), (V_2, M_2), \dots$ is chosen up front in a deterministic oblivious way, and the smooth environment, where the sequence $(V_1, M_1), (V_2, M_2), \dots$ is any σ -smooth stochastic process. In Section 4.1 we construct an algorithm achieving $T^{2/3}$ regret in the bandit feedback model under the smoothness assumption; this result, together with the lower bound of the same order for the semi-transparent feedback (Theorem 3) settles the problem for these two feedback regimes. Then, in Section 4.2 we provide another upper bound, namely an algorithm achieving \sqrt{T} regret in the transparent feedback model under the smoothness assumption; this result, together with the lower bound of the same order for the semi-transparent feedback (Theorem 5) settles the problem for these two feedback regimes. Finally, in Section 4.3 we provide a lower bound proving that the non-smooth adversarial environment is too hard to learn, even when the learner has access to full feedback.

4.1 Bandit Feedback against the smooth environment

The smoothness assumption regularizes the objective function. In particular, if (V_t, M_t) is smooth, then the corresponding expected utility is Lipschitz.

Lemma 4 (Lipschitzness). *Let (V_t, M_t) be a σ -smooth random variable in $[0, 1]$. Then the induced expected utility function $\mathbb{E} [\text{Util}_t(\cdot)]$ is $2/\sigma$ -Lipschitz in $[0, 1]$:*

$$|\mathbb{E} [\text{Util}_t(y) - \text{Util}_t(x)]| \leq \frac{2}{\sigma} |y - x|, \quad \forall x, y \in [0, 1]. \quad (3)$$

Proof. Let $x > y$ be any two bids in $[0, 1]$, we have the following:

$$\begin{aligned} |\mathbb{E} [\text{Util}_t(x) - \text{Util}_t(y)]| &= |\mathbb{E} [(V_t - x)\mathbb{I}\{M_t \leq x\} - (V_t - y)\mathbb{I}\{M_t \leq y\}]| \\ &= |\mathbb{E} [(V_t - x)\mathbb{I}\{y < M_t \leq x\} + (x - y)\mathbb{I}\{M_t \leq y\}]| \\ &\leq \mathbb{P}[M_t \in [x, y]] + (x - y) \leq \frac{2}{\sigma}(x - y). \end{aligned} \quad \square$$

As an interesting fact, note that we only need the marginal distribution of M_t to be σ -smooth for the previous lemma to hold.

This Lipschitzness property has the immediate corollary that any fine enough discretization of $[0, 1]$ contains a bid whose utility is close the the optimal one.

Lemma 5 (Discretization Lemma). *Let \mathcal{X} be any finite grid of bids in $[0, 1]$, and let $\delta(\mathcal{X})$ be the largest distance of a point in $[0, 1]$ to \mathcal{X} (i.e., $\delta(\mathcal{X}) = \max_{p \in [0, 1]} \min_{x \in \mathcal{X}} |p - x|$), then if each pair of random variables $(V_1, M_1), \dots, (V_T, M_T)$ is σ -smooth, we have the following:*

$$\max_{b \in [0, 1]} \mathbb{E} \left[\sum_{t=1}^T \text{Util}_t(b) \right] - \max_{x \in \mathcal{X}} \mathbb{E} \left[\sum_{t=1}^T \text{Util}_t(x) \right] \leq 2 \frac{\delta(\mathcal{X})}{\sigma} T.$$

Proof. Fix any such sequence and let b^* be the corresponding best fixed bid in hindsight. If b^* is in \mathcal{X} there is nothing to prove, otherwise there exists $x^* \in \mathcal{X}$ such that $|b^* - x^*| \leq \delta(\mathcal{X})$ (by definition of $\delta(\mathcal{X})$). We have the following:

$$\begin{aligned} \mathbb{E} \left[\sum_{t=1}^T \text{Util}_t(b^*) \right] - \mathbb{E} \left[\sum_{t=1}^T \text{Util}_t(x^*) \right] &= \sum_{t=1}^T \mathbb{E} [\text{Util}_t(b^*) - \text{Util}_t(x^*)] \\ &\leq \sum_{t=1}^T \frac{2}{\sigma} |b^* - x^*| \quad (\text{By Lipschitzness, Lemma 4}) \\ &\leq 2 \frac{\delta(\mathcal{X})}{\sigma} T \quad \square \end{aligned}$$

We can combine in a natural way the above discretization Lemma with any (optimal) bandits algorithm to obtain the desired bound on the regret. For details we refer to the pseudocode of DISCRETIZED BANDIT.

DISCRETIZED BANDIT

- 1: **input:** Time horizon T , bandit algorithm $\tilde{\mathcal{A}}$ for gains in $[-1, 1]$, and grid of K bids \mathcal{X}
 - 2: Initialize $\tilde{\mathcal{A}}$ on K actions, one for each bid $x \in \mathcal{X}$, and time horizon T
 - 3: **for** each round $t = 1, 2, \dots, T$ **do**
 - 4: Receive from $\tilde{\mathcal{A}}$ the bid $B_t \in \mathcal{X}$
 - 5: Post bid B_t and observe feedback Z_t
 - 6: Reconstruct $\text{Util}_t(B_t)$ from Z_t and feed it to $\tilde{\mathcal{A}}$
-

Theorem 6. *Consider the problem of repeated bidding in first-price auctions in an adversarial σ -smooth environment with bandit feedback. Then there exists a learning algorithm \mathcal{A} such that*

$$R_T(\mathcal{A}) \leq \frac{27}{\sigma} T^{2/3}.$$

Proof. We prove that algorithm DISCRETIZED BANDIT with the right choice of learning algorithm $\tilde{\mathcal{A}}$ and grid of bids \mathcal{X} achieves the desired bound on the regret. As learning algorithm $\tilde{\mathcal{A}}$ we use (a rescaled version of) the Poly INF algorithm [Audibert and Bubeck, 2010]: since Poly INF is designed to run with gains in $[0, 1]$ while the utilities we observe are in $[-1, 1]$, we first apply the reward transformation $x \mapsto \frac{x+1}{2}$ to the observed utilities. This transformation will cost a multiplicative factor of 2 in the regret guarantees of Poly INF.

The analysis builds on the discretization result in Lemma 5, by choosing as \mathcal{X} the uniform grid of $\lceil T^{2/3} \rceil + 1$ equally spaced bids on $[0, 1]$ (note, $\delta(\mathcal{X})$ becomes $T^{-1/3}$). Fix any σ -smooth environment \mathcal{S} , we have the following:

$$\begin{aligned} \max_{b \in [0,1]} \mathbb{E} \left[\sum_{t=1}^T \text{Util}_t(b) \right] &\leq \max_{x \in \mathcal{X}} \mathbb{E} \left[\sum_{t=1}^T \text{Util}_t(x) \right] + \frac{4}{\sigma} T^{2/3} \\ &\leq \mathbb{E} \left[\sum_{t=1}^T \text{Util}_t(B_t) \right] + \frac{4}{\sigma} T^{2/3} + 23T^{2/3} \leq \frac{27}{\sigma} T^{2/3}, \end{aligned} \quad (\text{Lemma 5})$$

where the second inequality follows from the guarantees of (the rescaled version of) Poly INF (Theorem 11 of Audibert and Bubeck [2010]). \square

4.2 Transparent Feedback against the smooth environment

For transparent feedback we combine two tools we have already used: the discretization Lemma (5) and the algorithm Exp3.FPA for learning with transparent feedback on a finite grid. Note: using any other \sqrt{KT} black box learning algorithm (like in the previous section for bandits) would yield a suboptimal regret bound of $T^{2/3}$.

Theorem 7. *Consider the problem of repeated bidding in first-price auctions in an adversarial σ -smooth environment with transparent feedback. Then there exists a learning algorithm \mathcal{A} such that*

$$R_T(\mathcal{A}) \leq 4 \left(\frac{1}{\sigma} + \sqrt{\ln T} \right) \sqrt{T}.$$

Proof. Consider algorithm Exp3.FPA on the uniform grid \mathcal{X} of $\lceil \sqrt{T} \rceil + 1$ bids, with $\delta(\mathcal{X}) \leq \sqrt{T}$. Fix any σ -smooth environment \mathcal{S} , we have the following:

$$\begin{aligned} \max_{b \in [0,1]} \mathbb{E} \left[\sum_{t=1}^T \text{Util}_t(b) \right] &\leq \max_{x \in \mathcal{X}} \mathbb{E} \left[\sum_{t=1}^T \text{Util}_t(x) \right] + \frac{4}{\sigma} \sqrt{T} \\ &\leq \mathbb{E} \left[\sum_{t=1}^T \text{Util}_t(B_t) \right] + 2\sqrt{(e-1)T \ln T} + \frac{4}{\sigma} \sqrt{T} \\ &\leq \mathbb{E} \left[\sum_{t=1}^T \text{Util}_t(B_t) \right] + 4 \left(\frac{1}{\sigma} + \sqrt{\ln T} \right) \sqrt{T}, \end{aligned} \quad (\text{Lemma 5})$$

where the second inequality follows from the guarantees of Proposition 2. \square

4.3 The (non-smooth) Adversarial Model is Hopeless

In the previous sections, we have been able to provide positive results under one of two conditions: either the environment is stochastic and the learner has at least the semi-transparent feedback (Theorem 1 says that bandit feedback is not enough) or the environment uses smooth distributions. Both these settings allows the learner to compute efficiently a discrete class of representative bids where the learning may happen. In this final section, we formally complete the proof of the fact that learning is impossible if any of these assumptions are dropped. Specifically, the standard adversarial environment that generates arbitrarily the sequence without any smoothness constraint is too strong. In particular, we construct a randomized sequence $(V_1, M_1), (V_2, M_2), \dots$ that induces any learner to suffer at least linear regret. This construction shares some

similarities with the lower bound construction in Theorem 1, the main difference being that the best bid b^* is randomized and hidden in such a way that even a learner having access to full feedback cannot pin-point it.

Theorem 8. *Consider the problem of repeated bidding in first-price auctions in an adversarial environment with full feedback. Then, any learning algorithm \mathcal{A} satisfies*

$$R_T(\mathcal{A}) \geq \frac{T}{24}.$$

Proof. We prove the result via Yao's principle, showing that there exists a randomized environment \mathcal{S} such that any deterministic learning algorithm suffers $\frac{1}{24} \cdot T$ regret against it.

The random sequence posted by \mathcal{S} is based on two randomized auxiliary sequences L_1, L_2, \dots and U_1, U_2, \dots defined as follows. They are initiated to $L_0 = \frac{1}{2}, U_0 = \frac{2}{3}$. Then, they evolve recursively following the rule

$$\begin{cases} L_t = L_{t-1} + \frac{2}{3}\Delta_{t-1} \text{ and } U_t = U_{t-1}, \text{ with probability } \frac{1}{2}, \\ U_t = U_{t-1} - \frac{2}{3}\Delta_{t-1} \text{ and } L_t = L_{t-1}, \text{ with probability } \frac{1}{2}, \end{cases}$$

where $\Delta_{t-1} = U_{t-1} - L_{t-1}$.

For each realized sequence of the (L_t, U_t) pairs, the actual sequence of the (M_t, V_t) selected by \mathcal{S} is constructed as follows. At each time step t , the environment selects $(M_t, V_t) = (L_t, 1)$ or $(U_t, 0)$, uniformly at random. Note, the distribution is characterized by two levels of independent randomness: the auxiliary sequence of shrinking intervals and the choice between $(L_t, 1)$ and $(U_t, 0)$.

We move our attention to the expected performance of the best fixed price in hindsight. For each realization of the random auxiliary sequence, there exists a bid B^* such that (i) it wins all the auctions (V_t, M_t) of the form $(L_t, 1)$ (which we may call “good auctions” because they bring positive utility when won) and (ii) it loses all the auctions (V_t, M_t) of the form $(U_t, 0)$ (which we may call “bad auctions” because they bring negative utility). Thus its expected utility at each time step is at least $\frac{1}{6}$: with probability $\frac{1}{2}$ the environment selects a good auction, which induces an utility of $(1 - L_t) \geq \frac{1}{3}$. All in all, the optimal bid achieves an expected utility of at least $\frac{T}{6}$.

Consider now the performance of any deterministic algorithm \mathcal{A} : for any fixed time $t > 1$ and possible realization of the past observations, the learner posts some deterministic bid B_t . If $B_t < L_{t-1}$, then it gets 0 utility, so we only consider the following cases:

- If $B_t \in [L_{t-1}, L_{t-1} + \frac{1}{3}\Delta_{t-1})$, then the bidder gets the item with probability $\frac{1}{4}$ ($L_t = L_{t-1}$, V_t is set to 1 and $M_t = L_t$) with an expected utility of $\frac{1}{4}(1 - L_t) \leq \frac{1}{8}$.
- If $B_t \in [L_{t-1} + \frac{1}{3}\Delta_{t-1}, L_{t-1} + \frac{2}{3}\Delta_{t-1})$, the bidder gets the item with probability $\frac{1}{2}$ (when $L_t = L_{t-1}$ and $U_t = U_{t-1} - \frac{2}{3}\Delta_{t-1}$) for an expected utility of $\frac{1}{4}(1 - L_{t-1}) - \frac{1}{4}(L_{t-1} + \frac{1}{3}\Delta_{t-1}) \leq 0 \leq \frac{1}{8}$.
- If $B_t \in [L_{t-1} + \frac{2}{3}\Delta_{t-1}, U_{t-1})$ the bidder gets the item with probability $\frac{3}{4}$ (when $L_t = L_{t-1}$ and when $U_t = U_{t-1}$, $V_t = 1$ and $M_t = L_t$) for an expected utility of $\frac{1}{4}(1 - L_{t-1}) - \frac{1}{4}(L_{t-1} + \frac{1}{3}\Delta_{t-1}) + \frac{1}{4}(1 - L_{t-1} - \frac{2}{3}\Delta_{t-1}) \leq 0 + \frac{1}{8} = \frac{1}{8}$.
- If $B_t \geq U_{t-1}$ then the bidder always gets the item, with an expected utility smaller than 0 (which is in turn smaller than $\frac{1}{8}$).

All in all, we have that the expected utility of any deterministic algorithm is at most $\frac{1}{8}T$. If we compare this quantity with the lower bound on the expected utility of the best bid in hindsight we get the desired result:

$$\mathbb{E}[R_T(\mathcal{A}, \mathcal{S})] \geq \frac{T}{6} - \frac{T}{8} = \frac{T}{24}.$$

□

A final observation: the crucial ingredient in the proof is the possibility of constructing this elaborate auxiliary sequence. To this end, we only needed the non-smoothness of M_t , while we may have chosen the valuations V_t to be smooth (and even i.i.d.), say uniformly in $[0, \frac{1}{4}]$ for the bad auctions and in $[\frac{3}{4}, 1]$ for the good ones.

5 Conclusion

Motivated by the recent shift from second to first-price auctions in online advertising market, in this paper we offered a comprehensive analysis of the online learning problem of repeated bidding in first-price auction under the realistic assumption that the bidder does not know its valuation before bidding. We have characterized the minimax regret achievable for different levels of transparency in the auction format and for different data generation models, considering both the stochastic i.i.d. and the standard adversarial model, with a focus also on smoothness. Although all our regret rates are tight in their dependence on the time horizon T , a natural open problem consists in studying their minimax dependence in the smoothness parameter σ .

This paper belongs to the long line of research that studies economic problems from the online learning perspective; an intriguing open problem there is to offer an unified framework to characterize in a satisfying way all these games with partial feedback, similarly to what has been done for partial monitoring and feedback graph.

References

- Juliette Achddou, Olivier Cappé, and Aurélien Garivier. Fast rate learning in stochastic first price bidding. In *ACML*, volume 157 of *Proceedings of Machine Learning Research*, pages 1754–1769. PMLR, 2021.
- Noga Alon, Nicolò Cesa-Bianchi, Claudio Gentile, Shie Mannor, Yishay Mansour, and Ohad Shamir. Non-stochastic multi-armed bandits with graph-structured feedback. *SIAM J. Comput.*, 46(6):1785–1826, 2017.
- Jean-Yves Audibert and Sébastien Bubeck. Minimax policies for adversarial and stochastic bandits. In *Conference on Learning Theory (COLT)*, 2009.
- Jean-Yves Audibert and Sébastien Bubeck. Regret bounds and minimax policies under partial monitoring. *J. Mach. Learn. Res.*, 11:2785–2836, 2010.
- Ashwinkumar Badanidiyuru, Zhe Feng, and Guru Guruganesh. Learning to bid in contextual first price auctions. In *Proceedings of the ACM Web Conference 2023*, pages 3489–3497, 2023.
- Santiago R. Balseiro, Negin Golrezaei, Mohammad Mahdian, Vahab S. Mirrokni, and Jon Schneider. Contextual bandits with cross-learning. *NeurIPS*, pages 9676–9685, 2019.
- Gábor Bartók, Dean P. Foster, Dávid Pál, Alexander Rakhlin, and Csaba Szepesvári. Partial monitoring - classification, regret bounds, and algorithms. *Math. Oper. Res.*, 39(4):967–997, 2014.
- Richard F. Bass. *Real analysis for graduate students*. Createspace Ind Pub, 2013.
- Dirk Bergemann and Johannes Hörner. Should first-price auctions be transparent? *American Economic Journal: Microeconomics*, 10(3):177–218, 2018.
- Jason Bigler. Rolling out first price auctions to Google Ad Manager partners. <https://www.blog.google/products/admanager/rolling-out-first-price-auctions-google>. 2019. Accessed April 7, 2023.

- Adam Block, Yuval Dagan, Noah Golowich, and Alexander Rakhlin. Smoothed online learning is as easy as statistical learning. In *COLT*, volume 178 of *Proceedings of Machine Learning Research*, pages 1716–1786. PMLR, 2022.
- Nicolò Cesa-Bianchi, Tommaso R. Cesari, Roberto Colomboni, Federico Fusco, and Stefano Leonardi. A regret analysis of bilateral trade. In *EC*, pages 289–309. ACM, 2021.
- Nicolò Cesa-Bianchi, Tommaso Cesari, Roberto Colomboni, Federico Fusco, and Stefano Leonardi. Repeated bilateral trade against a smoothed adversary. *arXiv*, (To appear in COLT 23) preprint 2302.10805, 2023a.
- Nicolò Cesa-Bianchi, Tommaso Cesari, Roberto Colomboni, Federico Fusco, and Stefano Leonardi. Bilateral trade: A regret minimization perspective. *Mathematics of Operations Research*, 2023b.
- Xiaotie Deng, Xinyan Hu, Tao Lin, and Weiqiang Zheng. Nash convergence of mean-based learning algorithms in first price auctions. In *Proceedings of the ACM Web Conference 2022*, pages 141–150, 2022.
- Nishanth Dikkala and Éva Tardos. Can credit increase revenue? In *WINE*, volume 8289 of *Lecture Notes in Computer Science*, pages 121–133. Springer, 2013.
- Naveen Durvasula, Nika Haghtalab, and Manolis Zampetakis. Smoothed analysis of online non-parametric auctions. *EC*, 2023.
- Michal Feldman, Brendan Lucier, and Noam Nisan. Correlated and coarse equilibria of single-item auctions. In *WINE*, volume 10123 of *Lecture Notes in Computer Science*, pages 131–144. Springer, 2016.
- Zhe Feng, Chara Podimata, and Vasilis Syrgkanis. Learning to bid without knowing your value. In *EC*, pages 505–522. ACM, 2018.
- Zhe Feng, Guru Guruganesh, Christopher Liaw, Aranyak Mehta, and Abhishek Sethi. Convergence analysis of no-regret bidding algorithms in repeated auctions. In *Proceedings of the AAAI Conference on Artificial Intelligence*, volume 35, pages 5399–5406, 2021.
- Nika Haghtalab, Tim Roughgarden, and Abhishek Shetty. Smoothed analysis of online and differentially private learning. In *NeurIPS*, 2020.
- Nika Haghtalab, Tim Roughgarden, and Abhishek Shetty. Smoothed analysis with adaptive adversaries. In *FOCS*, pages 942–953. IEEE, 2021.
- Nika Haghtalab, Yanjun Han, Abhishek Shetty, and Kunhe Yang. Oracle-efficient online learning for smoothed adversaries. In *NeurIPS*, 2022.
- Yanjun Han, Zhengyuan Zhou, Aaron Flores, Erik Ordentlich, and Tsachy Weissman. Learning to bid optimally and efficiently in adversarial first-price auctions. *arXiv preprint arXiv:2007.04568*, 2020a.
- Yanjun Han, Zhengyuan Zhou, and Tsachy Weissman. Optimal no-regret learning in repeated first-price auctions. *arXiv preprint arXiv:2003.09795*, 2020b.
- Yoav Kolumbus and Noam Nisan. Auctions between regret-minimizing agents. In *WWW*, pages 100–111. ACM, 2022.
- Tor Lattimore. Minimax regret for partial monitoring: Infinite outcomes and rustichini’s regret. In *COLT*, volume 178 of *Proceedings of Machine Learning Research*, pages 1547–1575. PMLR, 2022.

Michael Mitzenmacher and Eli Upfal. *Probability and Computing: Randomized Algorithms and Probabilistic Analysis, Second Edition*. Cambridge University Press, 2017.

Alexander Rakhlin, Karthik Sridharan, and Ambuj Tewari. Online learning: Stochastic, constrained, and smoothed adversaries. In *NIPS*, pages 1764–1772, 2011.

Aleksandrs Slivkins. Introduction to multi-armed bandits. *Found. Trends Mach. Learn.*, 12(1-2):1–286, 2019.

Sarah Sluis. Big changes coming to auctions, as exchanges roll the dice on first-price. <https://adexchanger.com/platforms/big-changes-coming-auctions-exchanges-roll-dice> 2017. Accessed July 3, 2023.

Daniel A Spielman and Shang-Hua Teng. Smoothed analysis of algorithms: Why the simplex algorithm usually takes polynomial time. *Journal of the ACM (JACM)*, 51(3):385–463, 2004.

Jonathan Weed, Vianney Perchet, and Philippe Rigollet. Online learning in repeated auctions. In *Conference on Learning Theory*, pages 1562–1583. PMLR, 2016.

Matt Wong. Moving AdSense to a first-price auction. <https://blog.google/products/ads-commerce/our-m> 2021. Accessed July 6, 2023.

Wei Zhang, Brendan Kitts, Yanjun Han, Zhengyuan Zhou, Tingyu Mao, Hao He, Shengjun Pan, Aaron Flores, San Gultekin, and Tsachy Weissman. MEOW: A space-efficient nonparametric bid shading algorithm. In *KDD*, pages 3928–3936. ACM, 2021.

Wei Zhang, Yanjun Han, Zhengyuan Zhou, Aaron Flores, and Tsachy Weissman. Leveraging the hints: Adaptive bidding in repeated first-price auctions. *NeurIPS*, 2022.

A Measure and information-theoretic notation and known facts

We recall that given two probability measures \mathbb{P} and \mathbb{Q} on a measurable space (Ω, \mathcal{F}) , \mathbb{Q} is said to be absolutely continuous with respect to \mathbb{P} (and we write $\mathbb{Q} \ll \mathbb{P}$) if, for all $E \in \mathcal{F}$ such that $\mathbb{P}[E] = 0$, it holds that $\mathbb{Q}[E] = 0$. Whenever $\mathbb{Q} \ll \mathbb{P}$, the Radon-Nikodym theorem states that there exists a density (called Radon-Nikodym derivative of \mathbb{Q} with respect to \mathbb{P}) $\frac{d\mathbb{Q}}{d\mathbb{P}}: \Omega \rightarrow [0, \infty)$ such that, for all $E \in \mathcal{F}$, it holds that

$$\mathbb{Q}[E] = \int_E \frac{d\mathbb{Q}}{d\mathbb{P}}(\omega) d\mathbb{P}(\omega) .$$

See [Bass, 2013, Theorem 13.4] for a reference.

If $(\Omega, \mathcal{F}, \mathbb{P})$ is a probability space, $(\mathcal{X}, \mathcal{F}_{\mathcal{X}})$ is a measurable space, and X is a random variable from (Ω, \mathcal{F}) to $(\mathcal{X}, \mathcal{F}_{\mathcal{X}})$, the push-forward measure of \mathbb{P} by X is denoted by \mathbb{P}_X . In this case, we recall that the push-forward measure is defined as the unique probability measure on $\mathcal{F}_{\mathcal{X}}$ defined via $\mathbb{P}_X[F] = \mathbb{P}[X \in F]$, for all $F \in \mathcal{F}_{\mathcal{X}}$.

If (Ω, \mathcal{F}) and (Ω', \mathcal{F}') are two measurable spaces, their product σ -algebra is denoted by $\mathcal{F} \otimes \mathcal{F}'$. We recall that $\mathcal{F} \otimes \mathcal{F}'$ is the σ -algebra of subsets of $\Omega \times \Omega'$ generated by the collection of subsets of the form $F \times F'$, where $F \in \mathcal{F}$ and $F' \in \mathcal{F}'$. If $(\Omega, \mathcal{F}, \mathbb{P})$ and $(\Omega', \mathcal{F}', \mathbb{P}')$ are two probability spaces, the product measure of \mathbb{P} and \mathbb{P}' is denoted by $\mathbb{P} \otimes \mathbb{P}'$. We recall that $\mathbb{P} \otimes \mathbb{P}'$ is the unique probability measure defined on $\mathcal{F} \otimes \mathcal{F}'$ which satisfies $(\mathbb{P} \otimes \mathbb{P}')[F \times F'] = \mathbb{P}[F]\mathbb{P}'[F']$, for all $E \in \mathcal{F}$ and $E' \in \mathcal{F}'$.

If $(\Omega, \mathcal{F}, \mathbb{P})$ is a probability space, $(\mathcal{X}, \mathcal{F}_{\mathcal{X}})$ and $(\mathcal{Y}, \mathcal{F}_{\mathcal{Y}})$ are measurable spaces, X is a random variable from (Ω, \mathcal{F}) to $(\mathcal{X}, \mathcal{F}_{\mathcal{X}})$, and Y is a random variable from (Ω, \mathcal{F}) to $(\mathcal{Y}, \mathcal{F}_{\mathcal{Y}})$, the conditional probability of X given Y is denoted by $\mathbb{P}_{X|Y}$, where, for each $E \in \mathcal{F}_{\mathcal{X}}$, we recall that $\mathbb{P}_{X|Y}[E] = \mathbb{P}[X \in E \mid Y]$ and that $\mathbb{P}_{X|Y}[E]$ is a $\sigma(Y)$ -measurable random variable.

The following result has been proven in Cesa-Bianchi et al. [2023a].

Theorem 9. *Suppose that (\mathcal{Y}, d) is a separable and complete metric space with $\mathcal{F}_{\mathcal{Y}}$ as the Borel σ -algebra of (\mathcal{Y}, d) . Let (Ω, \mathcal{F}) be a measurable space, X a random variable from (Ω, \mathcal{F}) to $(\{0, 1\}, 2^{\{0,1\}})$, Y a random variable from (Ω, \mathcal{F}) to $(\mathcal{Y}, \mathcal{F}_{\mathcal{Y}})$, and U random variable from (Ω, \mathcal{F}) to $([0, 1], \mathcal{B})$, where \mathcal{B} is the Borel σ -algebra of $[0, 1]$. Suppose that \mathbb{P}, \mathbb{Q} are probability measures defined on \mathcal{F} , and $p \in (0, 1)$, $q \in [0, 1]$ are such that:*

- $\mathbb{P}[X = 1] = p$ and $\mathbb{Q}[X = 1] = q$.
- U is a uniform random variable on $[0, 1]$ both under \mathbb{P} and \mathbb{Q} , i.e., we have that $\mathbb{P}_U = \mathbb{L} = \mathbb{Q}_U$.
- U is independent of X both under \mathbb{P} and \mathbb{Q} , i.e., $\mathbb{P}_{(X,U)} = \mathbb{P}_X \otimes \mathbb{P}_U$ and $\mathbb{Q}_{(X,U)} = \mathbb{Q}_X \otimes \mathbb{Q}_U$.

Then, the following are equivalent:

1. There exists a measurable function φ from $(\{0, 1\} \times [0, 1], 2^{\{0,1\}} \otimes \mathcal{B})$ to $(\mathcal{Y}, \mathcal{F}_{\mathcal{Y}})$ such that

$$\mathbb{P}_Y = \mathbb{P}_{\varphi(X,U)} \quad \text{and} \quad \mathbb{Q}_Y = \mathbb{Q}_{\varphi(X,U)}.$$

2. $\mathbb{Q}_Y \ll \mathbb{P}_Y$, and \mathbb{P}_Y -almost-surely it holds that

$$\min \frac{d\mathbb{Q}_X}{d\mathbb{P}_X} \leq \frac{d\mathbb{Q}_Y}{d\mathbb{P}_Y} \leq \max \frac{d\mathbb{Q}_X}{d\mathbb{P}_X}.$$

B Missing details of the proof of Theorem 3

In this section, we will complete the proof of Theorem 3, showing that the repeated first-price auctions with semi-transparent feedback (in the following, referred to as “our problem”) are no easier than a K -armed bandit instance based on the probability measures $\mathbb{P}^1, \dots, \mathbb{P}^K$ introduced in Theorem 3. The structure of the proof is inspired by [Cesa-Bianchi et al., 2023a, Section 3].

The related bandit problem. The action space is $[K]$, where we recall that K was some arbitrarily fixed natural number. Let Y, Y_1, Y_2, \dots be a sequence of $\{0, 1\}^K$ -valued random variables such that, for any $k \in \{0, 1, \dots, K\}$, the sequence is \mathbb{P}^k -i.i.d. and, for all $j \in [K]$

$$\mathbb{P}^k[Y(j) = 1] = \begin{cases} 1/2 & \text{if } j \neq k \\ 1/2 + 1/(6K) & \text{if } j = k \end{cases}$$

This sequence of latent random variables will determine the rewards of the actions. The reward function is

$$\rho: [K] \times \{0, 1\} \rightarrow [0, 1], \quad (i, y) \mapsto \frac{23 + 2y(i)}{192}$$

and the feedback received after playing an action I_t at time t is $Y_t(I_t)$ (which is equivalent to receiving the bandit feedback $\rho(I_t, Y_t)$ gathered at time t).

For any $k \in \{0, \dots, K\}$ and any $i \in [K]$ the expected reward is

$$\mathbb{E}^k[\rho(i, Y)] = \begin{cases} \frac{1}{8} & \text{if } i \neq k \\ \frac{1}{8} + \frac{\varepsilon}{144} & \text{if } i = k \end{cases}$$

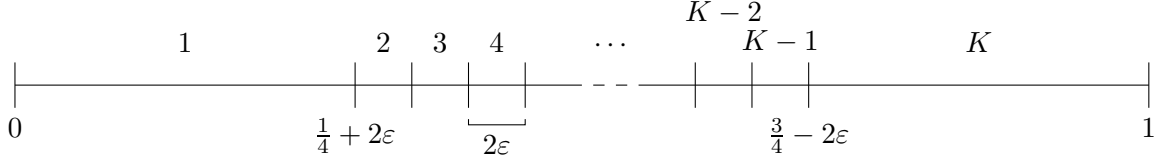


Figure 3: A representation of the map ι through which the bids in the first-price auction problem are related to the K -arms of the bandit problem. The interval $[0, 1]$ is partitioned in K disjoint intervals, the first and the last one of length $1/4 + 2\varepsilon$, and all the ones in between of length 2ε . ι maps each bid to the index of the interval to which it belongs.

Mapping our problem into this bandit problem. Assume that $K \geq 3$. We partition the interval $[0, 1]$ in the following K disjoint regions: $J_1 = [0, w_1 + \varepsilon)$, $J_k = [w_k - \varepsilon, w_k + \varepsilon)$ (for all $k \in \{2, \dots, K-1\}$), and $J_K = [w_K - \varepsilon, 1]$. We define a function $\iota: [0, 1] \rightarrow [K]$ that maps each point in the interval $[0, 1]$ to one of the K arms by mapping each $b \in [0, 1]$ to the unique $i \in [K]$ such that $b \in J_i$ (for a pictorial representation of the map ι , see Figure 3).

Simulating the feedback. To lighten the notation, besides the already defined random functions ψ_1, ψ_2, \dots , define also:

$$\psi: [0, 1] \rightarrow ([0, 1] \times \{\star\}) \cup (\{\star\} \times [0, 1]), \quad b \mapsto \begin{cases} (V, \star) & \text{if } b \geq M \\ (\star, M) & \text{if } b < M \end{cases}$$

The next lemma shows that we can use the feedback observed in the bandit problem together with some independent noise to simulate exactly the feedback of our problem.

Lemma 6. *For each $b \in [0, 1]$, there exists $\varphi_b: \{0, 1\} \times [0, 1] \rightarrow ([0, 1] \times \{\star\}) \cup (\{\star\} \times [0, 1])$ such that, if U' is a $[0, 1]$ -valued random variable such that, for each $k \in \{0, \dots, K\}$, the distribution U' with respect to \mathbb{P}^k is a uniform on $[0, 1]$ and U' is \mathbb{P}^k -independent of Y , then $\mathbb{P}_{\varphi_b(Y(\iota(b)), U')}^k = \mathbb{P}_{\psi(b)}^k$.*

Proof of Lemma 6. A direct verification shows that, for all $k \in [K]$ and all $b \in [0, 1]$, $\mathbb{P}_{\psi(b)}^k \ll \mathbb{P}_{\psi(b)}^0$ (i.e., $\mathbb{P}_{\psi(b)}^k$ is absolutely continuous with respect to $\mathbb{P}_{\psi(b)}^0$) and the Radon-Nikodym derivative of the push-forward measure $\mathbb{P}_{\psi(b)}^k$ with respect to $\mathbb{P}_{\psi(b)}^0$ satisfies, for $\mathbb{P}_{\psi(b)}^0$ -a.e. $(v, m) \in ([0, 1] \times \{\star\}) \cup (\{\star\} \times [0, 1])$,

$$\frac{d\mathbb{P}_{\psi(b)}^k}{d\mathbb{P}_{\psi(b)}^0}(v, m) = 1 + \varepsilon \cdot \frac{16}{9} (v - b) \operatorname{sgn} \left(v - \frac{15}{16} \right) \Lambda_{w_k, \varepsilon}(b) \mathbb{I} \left\{ v \in \left[\frac{7}{8}, 1 \right] \right\}$$

which implies, for $\mathbb{P}_{\psi(b)}^0$ -a.e. $(v, m) \in ([0, 1] \times \{\star\}) \cup (\{\star\} \times [0, 1])$, that

$$\min \left(\frac{d\mathbb{P}_{Y(\iota(b))}^k}{d\mathbb{P}_{Y(\iota(b))}^0} \right) = 1 - \frac{4}{3}\varepsilon \leq \frac{d\mathbb{P}_{\psi(b)}^k}{d\mathbb{P}_{\psi(b)}^0}(v, m) \leq 1 + \frac{4}{3}\varepsilon = \max \left(\frac{d\mathbb{P}_{Y(\iota(b))}^k}{d\mathbb{P}_{Y(\iota(b))}^0} \right)$$

Thus, for each $b \in [0, 1]$, by Theorem 9, there exists (and we fix)

$$\varphi_b: \{0, 1\} \times [0, 1] \rightarrow ([0, 1] \times \{\star\}) \cup (\{\star\} \times [0, 1])$$

such that

$$\mathbb{P}_{\varphi_b(Y(\iota(b)), U')}^{\iota(b)} = \mathbb{P}_{\psi(b)}^{\iota(b)} \quad \text{and} \quad \mathbb{P}_{\varphi_b(Y(\iota(b)), U')}^0 = \mathbb{P}_{\psi(b)}^0.$$

Since for all $b \in [0, 1]$ and all $k \in [K] \setminus \{\iota(b)\}$, we have $\mathbb{P}_{\psi(b)}^k = \mathbb{P}_{\psi(b)}^0$ (by Equation (1)) and $\mathbb{P}_{\varphi_b(Y(\iota(b)), U')}^k = \mathbb{P}_{\varphi_b(Y(\iota(b)), U')}^0$, then, for all $b \in [0, 1]$ and all $k \in \{0, \dots, K\}$, it holds that

$$\mathbb{P}_{\varphi_b(Y(\iota(b)), U')}^k = \mathbb{P}_{\psi(b)}^k. \quad \square$$

We now show that any algorithm \mathcal{A} for our problem can be transformed into an algorithm $\tilde{\mathcal{A}}$ to solve the bandit problem that suffers no-larger regret. To do so, we begin by formally explaining how algorithms for our problem work.

Functioning of an algorithm \mathcal{A} for our problem A randomized algorithm \mathcal{A} for our problem is a sequence of functions that take as input a sequence of random seeds U_1, U_2, \dots and some feedback Z_1, Z_2, \dots and generates bids B_t as described below. At time $t = 1$, \mathcal{A} selects a bid B_1 as a deterministic function of U_1 and observes feedback $Z_1 = \psi_1(B_1)$. Inductively, for any $t \geq 2$, \mathcal{A} selects a bid B_t as a deterministic function of $U_1, \dots, U_t, Z_1, \dots, Z_{t-1}$ (where $Z_s = \psi_s(B_s)$, for all $s \in [t-1]$). For all $k \in \{0, \dots, K\}$, the sequence of seeds is a \mathbb{P}^k -i.i.d. sequence of uniform random variables on $[0, 1]$ that is \mathbb{P}^k -independent of $(V, M), (V_1, M_1), (V_2, M_2), \dots$.

Building $\tilde{\mathcal{A}}$ from \mathcal{A} We show now how to map \mathcal{A} to an algorithm $\tilde{\mathcal{A}}$ (that shares the same seeds for the randomization) for the bandit problem that suffers a worst-case regret that is no larger than that of \mathcal{A} .

To do so, consider a sequence U', U'_1, \dots of random variables that, for all $k \in \{0, \dots, K\}$ is a \mathbb{P}^k -i.i.d. sequence of uniforms on $[0, 1]$ that $\tilde{\mathcal{A}}$ can access as a further source of randomness. We will assume that, for all $k \in \{0, \dots, K\}$, the four sequences $Y, Y_1, \dots, (V, M), (V_1, M_1), \dots, U, U_1, \dots$ and U', U'_1, \dots are independent of each other.

The algorithm $\tilde{\mathcal{A}}$ acts as follows. At time 1, $\tilde{\mathcal{A}}$ plays the arm $\tilde{I}_1 = \iota(B'_1)$, where $B'_1 = B_1$ is the bid played by \mathcal{A} at round $t = 1$ (chosen as a deterministic function of the random seed U_1). Then $\tilde{\mathcal{A}}$ observes the bandit feedback $Y_1(\tilde{I}_1)$ and feeds back to \mathcal{A} the surrogate feedback $Z'_1 = \varphi_{B'_1}(Y_1(\tilde{I}_1), U'_1)$. Then, inductively, for any time $t \geq 2$, assuming that $\tilde{\mathcal{A}}$ played arms $\tilde{I}_1, \dots, \tilde{I}_{t-1}$ and fed back to \mathcal{A} the surrogate feedback Z'_1, \dots, Z'_{t-1} , then

1. $\tilde{\mathcal{A}}$ plays the arm $\tilde{I}_t = \iota(B'_t)$, where B'_t is the bid played by \mathcal{A} at round t (chosen as a deterministic function of the random seeds U_1, \dots, U_t and past surrogate feedback Z'_1, \dots, Z'_{t-1}).
2. $\tilde{\mathcal{A}}$ observes the bandit feedback $Y_t(\tilde{I}_t)$ and feeds back to \mathcal{A} the surrogate feedback $Z'_t = \varphi_{B'_t}(Y_t(\tilde{I}_t), U'_t)$.

This way, we defined by induction the randomized algorithm $\tilde{\mathcal{A}}$.

By induction on t , one can show that, if B_1, B_2, \dots are the bids played by \mathcal{A} on the basis of the feedback $Z_1 = \psi_1(B_1), Z_2 = \psi_2(B_2), \dots$, then, for all $k \in \{0, \dots, K\}$, we have

$$\mathbb{P}_{(B_t, Y_t)}^k = \mathbb{P}_{(B'_t, Y_t)}^k$$

which leads to

$$\begin{aligned} R_T^k(\mathcal{A}) &= T \cdot \mathbb{E}^k[\text{Util}(w_k)] - \sum_{t=1}^T \mathbb{E}^k[\text{Util}_t(B_t)] \geq T \cdot \mathbb{E}^k[\rho(k, Y)] - \sum_{t=1}^T \mathbb{E}^k[\rho(\iota(B_t), Y_t)] \\ &= T \cdot \mathbb{E}^k[\rho(k, Y)] - \sum_{t=1}^T \mathbb{E}^k[\rho(\iota(B'_t), Y_t)] = T \cdot \mathbb{E}^k[\rho(k, Y)] - \sum_{t=1}^T \mathbb{E}^k[\rho(\tilde{I}_t, Y_t)] = \tilde{R}_T^k(\tilde{\mathcal{A}}) \end{aligned}$$

(the last equality is a definition). Now we are left to show only that for any algorithm $\hat{\mathcal{A}}$ for the bandit problem which plays actions I_1, I_2, \dots , there exists $k \in [K]$ such that

$$\tilde{R}_T^k(\hat{\mathcal{A}}) = T \cdot \mathbb{E}^k[\rho(k, Y)] - \sum_{t=1}^T \mathbb{E}^k[\rho(I_t, Y_t)] = \Omega(T^{2/3})$$

(the first equality is a definition). By Yao's Minimax principle, it is sufficient to show this for deterministic algorithms $\hat{\mathcal{A}}$ for the bandit problem.

Lemma 7. Fix any deterministic algorithm $\hat{\mathcal{A}}$ for the bandit problem on K actions, then there exists $k \in [K]$ such that $\tilde{R}_T^k(\hat{\mathcal{A}}) \geq \frac{3}{10^4} T^{2/3}$.

Proof. For any deterministic algorithm $\hat{\mathcal{A}}$ for the bandit problem on K actions, let I_1, I_2, \dots be the actions played by $\hat{\mathcal{A}}$ on the basis of the sequential feedback received Z_1, Z_2, \dots and define $N_t(i)$ as the random variables counting the number of times the learning algorithm $\hat{\mathcal{A}}$ plays action i , up to time t , for any $i \in [K]$ and any time $t \in [T]$:

$$N_t(i) = \sum_{s=1}^t \mathbb{I}\{I_s = i\}.$$

We relate the expected values of $N_T(k)$ under \mathbb{P}^0 and \mathbb{P}^k as a function of the expected number of times the algorithm plays the corresponding actions k . This formalizes the intuition that to discriminate between the different \mathbb{P}^k the learner needs to play exploring actions.

Claim 3. The following inequality holds true for any $k \in [K]$:

$$\mathbb{E}^k[N_T(k)] - \mathbb{E}^0[N_T(k)] \leq \frac{2}{3} \cdot \varepsilon \cdot T \cdot \sqrt{2\mathbb{E}^0[N_T(k)]}. \quad (4)$$

Proof of Claim 3. For any $t \in [T]$, the action $I_t = I_t(Z_1, \dots, Z_{t-1})$ selected by $\hat{\mathcal{A}}$ at round t is a deterministic function of Z_1, \dots, Z_{t-1} , for each $k \in [K]$. In formula, we then have the following

$$\begin{aligned} \mathbb{E}^k[N_T(k)] - \mathbb{E}^0[N_T(k)] &= \sum_{t=2}^T \left(\mathbb{P}^k[I_t(Z_1, \dots, Z_{t-1}) = k] - \mathbb{P}^0[I_t(Z_1, \dots, Z_{t-1}) = k] \right) \\ &\leq \sum_{t=2}^T \left\| \mathbb{P}_{(Z_1, \dots, Z_{t-1})}^k - \mathbb{P}_{(Z_1, \dots, Z_{t-1})}^0 \right\|_{\text{TV}}, \end{aligned} \quad (5)$$

where $\|\cdot\|_{\text{TV}}$ denotes the total variation norm. We move now our attention towards bounding the total variation norm. To that end we use Pinsker's inequality and apply the chain rule for the KL divergence KL. For each $k \in [K]$ and $t \in [T]$ we have the following:

$$\begin{aligned} \left\| \mathbb{P}_{(Z_1, \dots, Z_t)}^0 - \mathbb{P}_{(Z_1, \dots, Z_t)}^k \right\|_{\text{TV}} &\leq \sqrt{\frac{1}{2} \text{KL}(\mathbb{P}_{(Z_1, \dots, Z_t)}^0, \mathbb{P}_{(Z_1, \dots, Z_t)}^k)} \\ &\leq \sqrt{\frac{1}{2} \left(\text{KL}(\mathbb{P}_{Z_1}^0, \mathbb{P}_{Z_1}^k) + \sum_{s=2}^t \mathbb{E} \left[\text{KL}(\mathbb{P}_{Z_s|Z_1, \dots, Z_{s-1}}^0, \mathbb{P}_{Z_s|Z_1, \dots, Z_{s-1}}^k) \right] \right)} \end{aligned} \quad (6)$$

We bound the two KL terms separately. $\hat{\mathcal{A}}$ is a deterministic algorithm, thus I_1 is a fixed element of $[K]$, which implies that, for all $k \in [K]$,

$$\begin{aligned} &\text{KL}(\mathbb{P}_{Z_1}^0, \mathbb{P}_{Z_1}^k) \\ &= \left(\ln \left(\frac{\mathbb{P}^0[Y_1(k) = 0]}{\mathbb{P}^k[Y_1(k) = 0]} \right) \mathbb{P}^0[Y_1(k) = 0] + \ln \left(\frac{\mathbb{P}^0[Y_1(k) = 1]}{\mathbb{P}^k[Y_1(k) = 1]} \right) \mathbb{P}^0[Y_1(k) = 1] \right) \mathbb{I}\{I_1 = k\} \\ &= \frac{1}{2} \left(\ln \frac{1/2}{1/2 - \frac{2}{3} \cdot \varepsilon} + \ln \frac{1/2}{1/2 + \frac{2}{3} \cdot \varepsilon} \right) \cdot \mathbb{I}\{I_1 = k\} \end{aligned} \quad (7)$$

Similarly, since $\hat{\mathcal{A}}$ is a deterministic algorithm, for all $s \geq 2$, the action $I_s = I_s(Z_1, \dots, Z_{s-1})$ selected by $\hat{\mathcal{A}}$ at time t is a function of Z_1, \dots, Z_{s-1} only, which implies, for all $k \in [K]$,

$$\begin{aligned}
& \text{KL}(\mathbb{P}_{Z_s|Z_1, \dots, Z_{s-1}}^0, \mathbb{P}_{Z_s|Z_1, \dots, Z_{s-1}}^k) \\
&= \mathbb{E}^0 \left[\ln \left(\frac{\mathbb{P}^0[Z_s = 0 | Z_1, \dots, Z_{s-1}]}{\mathbb{P}^k[Z_s = 0 | Z_1, \dots, Z_{s-1}]} \right) \mathbb{P}^0[Z_s = 0 | Z_1, \dots, Z_{s-1}] \right. \\
&\quad \left. + \ln \left(\frac{\mathbb{P}^0[Z_s = 1 | Z_1, \dots, Z_{s-1}]}{\mathbb{P}^k[Z_s = 1 | Z_1, \dots, Z_{s-1}]} \right) \mathbb{P}^0[Z_s = 1 | Z_1, \dots, Z_{s-1}] \right] \\
&= \mathbb{E}^0 \left[\left(\ln \left(\frac{\mathbb{P}^0[Y_s(k) = 0]}{\mathbb{P}^k[Y_s(k) = 0]} \right) \mathbb{P}^0[Y_s(k) = 0] + \ln \left(\frac{\mathbb{P}^0[Y_s(k) = 1]}{\mathbb{P}^k[Y_s(k) = 1]} \right) \mathbb{P}^0[Y_s(k) = 1] \right) \right. \\
&\quad \left. \times \mathbb{I}\{I_s(Z_1, \dots, Z_{s-1}) = k\} \right] \\
&= \frac{1}{2} \left(\ln \frac{1/2}{1/2 - \frac{2}{3} \cdot \varepsilon} + \ln \frac{1/2}{1/2 + \frac{2}{3} \cdot \varepsilon} \right) \mathbb{P}^0[I_s(Z_1, \dots, Z_{s-1}) = k] \tag{8}
\end{aligned}$$

Now, since $\varepsilon = \frac{1}{4K} \leq \frac{1}{4} \leq \frac{2}{3}$, the following useful inequality holds:

$$\frac{1}{2} \left(\ln \frac{1/2}{1/2 - \frac{2}{3} \cdot \varepsilon} + \ln \frac{1/2}{1/2 + \frac{2}{3} \cdot \varepsilon} \right) \leq 4 \cdot \left(\frac{2}{3} \right)^2 \cdot \varepsilon^2. \tag{9}$$

We can combine the inequalities in Equation (7) and Equation (8) into Equation (6) and plug in the bound in to obtain:

$$\left\| \mathbb{P}_{(Z_1, \dots, Z_t)}^0 - \mathbb{P}_{(Z_1, \dots, Z_t)}^k \right\|_{\text{TV}} \leq \frac{2}{3} \cdot \varepsilon \cdot \sqrt{2\mathbb{E}[N_t(k)]}$$

Once we have this upper bound on the total variations of the random variables (Z_1, \dots, Z_t) under \mathbb{P}^0 and \mathbb{P}^k we can get back to the initial Equation (5) and obtain the desired bound via Jensen:

$$\mathbb{E}^k[N_T(k)] - \mathbb{E}^0[N_T(k)] \leq \sum_{t=2}^T \frac{2}{3} \cdot \varepsilon \cdot \sqrt{2\mathbb{E}^0[N_{t-1}(k)]} \leq \frac{2}{3} \cdot \varepsilon \cdot T \cdot \sqrt{2\mathbb{E}^0[N_T(k)]}. \quad \square$$

Averaging the quantitative bounds in Claim 3 for all k in $[K]$, and applying Jensen's inequality, we get the following:

$$\begin{aligned}
\frac{1}{K} \sum_{k \in [K]} \mathbb{E}^k[N_T(k)] &\leq \frac{1}{K} \sum_{k \in [K]} \mathbb{E}^0[N_T(k)] + \frac{2}{3} \cdot \varepsilon \cdot T \cdot \sqrt{\frac{2}{K} \sum_{k \in [K]} \mathbb{E}^0[N_T(k)]} \\
&= \left(\frac{1}{K} + \frac{2}{3} \cdot \varepsilon \cdot \sqrt{\frac{2T}{K}} \right) \cdot T. \tag{10}
\end{aligned}$$

Now, we have all the ingredients to lower bound the average regret suffered by $\hat{\mathcal{A}}$. Note that every time a suboptimal arm is played the learner suffers (expected) instantaneous regret equal $\frac{1}{144} \cdot \varepsilon$. Then, recalling

that $\varepsilon = 1/(4K)$ and setting $K = \lceil T^{1/3} \rceil$ we have, for all $T \geq 8$,

$$\begin{aligned} \frac{1}{K} \sum_{k \in [K]} \tilde{R}_T^k(\hat{\mathcal{A}}) &= \frac{1}{K} \sum_{k \in [K]} \left(\frac{1}{144} \cdot \varepsilon \cdot \mathbb{E}^k[T - N_T(k)] \right) = \frac{1}{144} \cdot \varepsilon \left(T - \frac{1}{K} \sum_{k \in [K]} \mathbb{E}^k[N_T(k)] \right) \\ &\geq \frac{1}{144} \cdot \varepsilon \cdot \left(1 - \frac{1}{K} - \frac{2}{3} \cdot \varepsilon \cdot \sqrt{\frac{2T}{K}} \right) \cdot T = \frac{1}{144} \cdot \frac{1}{4K} \cdot \left(1 - \frac{1}{K} - \frac{1}{6K} \cdot \sqrt{\frac{2T}{K}} \right) \cdot T \\ &\geq \frac{1}{8 \cdot 144} \left(\frac{3 - \sqrt{2}}{6} \right) T^{2/3} \geq \frac{3}{10^4} T^{2/3}. \end{aligned}$$

Therefore, for all $T \geq 8$, there exists $k \in [K]$ such that $\tilde{R}_T^k(\hat{\mathcal{A}}) \geq (3/10^4) \cdot T^{2/3}$, concluding the proof. \square

C Missing proof of Theorem 2

Proof of Proposition 2. Let $\gamma > 0$. Notice that, for each $t \in \mathbb{N}$, it holds that $\sum_{y \geq M_t} p_t(y) \geq \gamma$. It follows, for each $x \in \mathcal{X}$ and $t \in \mathbb{N}$, that $\gamma \hat{g}_t(x) \leq 1$, and hence

$$\exp(\gamma \hat{g}_t(x)) \leq 1 + \gamma \hat{g}_t(x) + (e - 2)\gamma^2 (\hat{g}_t(x))^2.$$

Then, for each $t \in \mathbb{N}$,

$$\frac{\|w_{t+1}\|_1}{\|w_t\|_1} = \sum_{x \in \mathcal{X}} \frac{w_t(x)}{\|w_t\|_1} \exp(\gamma \hat{g}_t(x)) \leq 1 + \sum_{x \in \mathcal{X}} \frac{w_t(x)}{\|w_t\|_1} \left(\gamma \hat{g}_t(x) + (e - 2)\gamma^2 (\hat{g}_t(x))^2 \right),$$

which implies

$$\ln \left(\frac{\|w_{t+1}\|_1}{\|w_t\|_1} \right) \leq \sum_{x \in \mathcal{X}} \frac{w_t(x)}{\|w_t\|_1} \left(\gamma \hat{g}_t(x) + (e - 2)\gamma^2 (\hat{g}_t(x))^2 \right) \leq \frac{\gamma}{1 - \gamma} \sum_{x \in \mathcal{X}} p_t(x) \left(\hat{g}_t(x) + (e - 2)\gamma (\hat{g}_t(x))^2 \right).$$

Now, for each $t \in \mathbb{N}$, let \mathcal{F}_t be the σ -algebra generated by p_t, V_t and M_t and denote by $\mathbb{E}_t := \mathbb{E}[\cdot \mid \mathcal{F}_t]$. First, notice that, for each $t \in \mathbb{N}$ and each $x \in \mathcal{X}$

$$\begin{aligned} \mathbb{E}_t[\hat{g}_t(x)] &= \text{Util}_t(x), \\ \mathbb{E}_t \left[\sum_{x \in \mathcal{X}} p_t(x) \hat{g}_t(x) \right] &= \mathbb{E}[\text{Util}_t(B_t) \mid V_t, M_t], \end{aligned}$$

and that

$$\mathbb{E}_t \left[\sum_{x \in \mathcal{X}} p_t(x) (\hat{g}_t(x))^2 \right] \leq \mathbb{E}_t \left[\sum_{x \in \mathcal{X}} p_t(x) \frac{\mathbb{I}\{x \geq M_t\} \mathbb{I}\{M_t \leq B_t\}}{(\sum_{y \geq M_t} p_t(y))^2} \right] = \mathbb{E}_t \left[\sum_{x \in \mathcal{X}} p_t(x) \frac{\mathbb{I}\{x \geq M_t\}}{\sum_{y \geq M_t} p_t(y)} \right] = 1.$$

It follows that, for each $x \in \mathcal{X}$,

$$\begin{aligned} \mathbb{E} \left[\sum_{t=1}^T \text{Util}_t(x) \right] - \ln(|\mathcal{X}|) &= \mathbb{E} \left[\sum_{t=1}^T \hat{g}_t(x) \right] - \ln(|\mathcal{X}|) = \mathbb{E} \left[\ln(w_{T+1}(x)) \right] - \ln(|\mathcal{X}|) \\ &\leq \mathbb{E} \left[\ln \left(\frac{\|w_{T+1}\|_1}{\|w_1\|_1} \right) \right] = \sum_{t=1}^T \mathbb{E} \left[\mathbb{E}_t \left[\ln \left(\frac{\|w_{t+1}\|_1}{\|w_t\|_1} \right) \right] \right] \\ &\leq \frac{\gamma}{1 - \gamma} \left(\mathbb{E} \left[\sum_{t=1}^T \text{Util}_t(B_t) \right] + (e - 2)\gamma T \right), \end{aligned}$$

which, after rearranging and upper bounding, yields

$$\mathbb{E} \left[\sum_{t=1}^T \text{Util}_t(x) - \sum_{t=1}^T \text{Util}_t(B_t) \right] \leq \frac{\ln(|\mathcal{X}|)}{\gamma} + (e-1)\gamma T.$$

Selecting γ as in the statement of the theorem leads to the conclusion. \square

D Missing details of the proof of Theorem 5

Claim 1. *There exists two disjoint intervals I_+ and I_- in $[0, 1]$ such that, for any $\varepsilon \in (0, \frac{1}{2})$ and any time t , the following inequalities hold:*

$$\max_{x \in [0,1]} \mathbb{E}^{\pm\varepsilon}[\text{Util}_t(x)] \geq \mathbb{E}^{\pm\varepsilon}[\text{Util}_t(b)] + \frac{1}{128}\varepsilon, \text{ for all } b \notin I_{\pm}$$

Proof. For any $\varepsilon \in (0, \frac{1}{2})$, the distributions $\mathbb{P}^{\pm\varepsilon}$ are such that, the set of all the bids that induce non-negative utility $\mathbb{E}^{\pm\varepsilon}[\text{Util}_t(b)]$ is contained into two disjoint intervals $I_+ = [0, \frac{1}{8}]$ and $I_- = [\frac{1}{4}, 1]$ [§].

We consider separately the two cases $\mathbb{P}^{+\varepsilon}$ and $\mathbb{P}^{-\varepsilon}$. We start from the former. By simply looking at the definition (2), it is clear that $\mathbb{E}^{+\varepsilon}[\text{Util}_t(b)]$ is monotonically increasing in ε for any $b \in I_+$, on the contrary, it is monotonically decreasing for $b \in I_-$. We have the following:

$$\max_{b \in I_-} \mathbb{E}^{+\varepsilon}[\text{Util}_t(b)] \leq \max_{b \in I_-} \mathbb{E}^0[\text{Util}_t(b)] = \frac{1}{128}.$$

On the other hand,

$$\max_{x \in [0,1]} \mathbb{E}^{+\varepsilon}[\text{Util}_t(\hat{b})] \geq \mathbb{E}^{+\varepsilon}[\text{Util}_t(\frac{1}{16})] = \frac{1}{128}(1 + \varepsilon) > \max_{b \in I_-} \mathbb{E}^{+\varepsilon}[\text{Util}_t(b)] + \frac{\varepsilon}{128}.$$

We consider now the other case, corresponding to $\mathbb{P}^{-\varepsilon}$. By the definition in Equation (2), $\mathbb{E}^{-\varepsilon}[\text{Util}_t(b)]$ is monotonically increasing in its first argument for any $b \in I_-$, on the contrary, it is monotonically decreasing for $b \in I_+$. Similarly to the other case we have two steps. On the one hand, it holds that

$$\max_{b \in I_+} \mathbb{E}^{-\varepsilon}[\text{Util}_t(b)] \leq \max_{b \in I_+} \mathbb{E}^0[\text{Util}_t(b)] = \frac{1}{128},$$

while on the other hand it holds that

$$\max_{x \in [0,1]} \mathbb{E}^{-\varepsilon}[\text{Util}_t(x)] \geq \mathbb{E}^{-\varepsilon}[\text{Util}_t(\frac{7}{16})] = \frac{1}{128} + \varepsilon \frac{41}{128} > \max_{b \in I_-} \mathbb{E}^{-\varepsilon}[\text{Util}_t(b)] + \frac{\varepsilon}{4}. \quad \square$$

We need a preliminary result for the proof of Claim 2. Recall, we use the same random variable (V, M) to denote the highest competing bid/valuation pair drawn from the different probability distribution. When we change the underlying measure, we are changing its law. Consider now the push forward measures on $[0, 1]^2$ (with the Borel σ -algebra) induced by these three measures: $\mathbb{P}_{(V,M)}^0$, $\mathbb{P}_{(V,M)}^{+\varepsilon}$ and $\mathbb{P}_{(V,M)}^{-\varepsilon}$. With some simple calculations (similarly to what is done in, e.g., Appendix B of Slivkins [2019]) it is possible to bound the KL divergence:

Claim 4. *For any $\varepsilon \in (0, \frac{1}{2})$ the following inequality holds true:*

$$\text{KL} \left(\mathbb{P}_{(V,M)}^{+\varepsilon}, \mathbb{P}_{(V,M)}^0 \right) = \text{KL} \left(\mathbb{P}_{(V,M)}^{-\varepsilon}, \mathbb{P}_{(V,M)}^0 \right) \leq 2\varepsilon^2$$

[§]The choice of I_+ and I_- is not tight.

Proof. We simply apply the definition of KL divergence for continuous random variables. We only do the calculations for $\mathbb{P}_{(V,M)}^{+\varepsilon}$, the other term is analogous:

$$\begin{aligned} \text{KL} \left(\mathbb{P}_{(V,M)}^{+\varepsilon}, \mathbb{P}_{(V,M)}^0 \right) &= \int_{Q_+ \cup Q_-} f^{+\varepsilon}(v, m) \ln \frac{f^{+\varepsilon}(v, m)}{f^0(v, m)} dm dv \\ &= \frac{1}{2}(1 + \varepsilon) \ln(1 + \varepsilon) + \frac{1}{2}(1 - \varepsilon) \ln(1 - \varepsilon) \leq 2\varepsilon^2, \end{aligned}$$

where the last inequality holds for any $\varepsilon \in (0, \frac{1}{2})$. \square

Claim 2. *The following inequality hold:*

$$\frac{1}{2} \sum_{i=1,2} \mathbb{E}^i [N_i] \leq \frac{3}{4} T.$$

Proof. We have the following:

$$\begin{aligned} \mathbb{E}^i [N_i] - \mathbb{E}^0 [N_i] &= \sum_{t=2}^T \mathbb{P}^i [B_t \in I_i] - \mathbb{P}^0 [B_t \in I_i] \\ &\leq \sum_{t=2}^T \left\| \mathbb{P}_{(V_1, M_1), \dots, (V_{t-1}, M_{t-1})}^i - \mathbb{P}_{(V_1, M_1), \dots, (V_{t-1}, M_{t-1})}^0 \right\|_{\text{TV}} \quad (\text{Total variation}) \\ &\leq \sum_{t=2}^T \sqrt{\frac{1}{2} \text{KL} \left(\mathbb{P}_{(V_1, M_1), \dots, (V_{t-1}, M_{t-1})}^i, \mathbb{P}_{(V_1, M_1), \dots, (V_{t-1}, M_{t-1})}^0 \right)} \quad (\text{Pinsker's inequality}) \\ &\leq \sum_{t=2}^T \sqrt{\frac{t}{2} \text{KL} \left(\mathbb{P}_{(V,M)}^i, \mathbb{P}_{(V,M)}^0 \right)} \quad ((V_1, M_1), \dots, (V_{t-1}, M_{t-1}), \dots \text{ are i.i.d.}) \\ &\leq \frac{1}{4\sqrt{T}} \sum_{t=2}^T \sqrt{t} \leq \frac{1}{4} T, \end{aligned} \tag{11}$$

where in the last inequality we applied Claim 4 for our choice of $\varepsilon = 1/(4\sqrt{T})$. Note, $\mathbb{P}_{(V_1, M_1), \dots, (M_t, V_t)}^j$ is the push-forward measure on $([0, 1]^2)^t$ induced by t i.i.d. draws of (V, M) from distribution \mathbb{P}^j , $j \in \{0, 1, 2\}$. Averaging the result in Equation (11), we get the desired inequality:

$$\frac{1}{2} \sum_{i=1,2} \mathbb{E}^i [N_i] \leq \frac{1}{2} \sum_{i=1,2} \mathbb{E}^0 [N_i] + \frac{T}{4} = \frac{3}{4} T. \quad \square$$