

Deep Neural Aggregation for Recommending Items to Group of Users

Jorge Dueñas-Lerín^{a,c}, Raúl Lara-Cabrera^{b,c}, Fernando Ortega^{b,c}, Jesús Bobadilla^b

^a*Universidad Politécnica de Madrid, Madrid, Spain*

^b*Departamento de Sistemas Informáticos, Universidad Politécnica de Madrid, Madrid, Spain*

^c*KNODIS Research Group, Universidad Politécnica de Madrid, Madrid, Spain*

Abstract

Modern society devotes a significant amount of time to digital interaction. Many of our daily actions are carried out through digital means. This has led to the emergence of numerous Artificial Intelligence tools that assist us in various aspects of our lives. One key tool for the digital society is Recommender Systems, intelligent systems that learn from our past actions to propose new ones that align with our interests. Some of these systems have specialized in learning from the behavior of user groups to make recommendations to a group of individuals who want to perform a joint task. In this article, we analyze the current state of Group Recommender Systems and propose two new models that use emerging Deep Learning architectures. The experimental results demonstrate the improvement achieved by employing the proposed models compared to the state-of-the-art models using four different datasets. The source code of the models, as well as that of all the experiments conducted, is available in a public repository.

Keywords: group recommender systems, collaborative filtering, deep learning

1. Introduction

Recommendation of products and services is a very relevant issue in our society. Many important tech companies make explicit or implicit recommendations of music (Spotify) [1], travels [2] (TripAdvisor), videos (TikTok or YouTube), movies (Netflix), news (Facebook), products (Amazon), etc.

For this reason, Recommender Systems (RSs) are an important field in the Artificial Intelligence (AI) scenario. RS research has traditionally focused on improving accuracy, that is, providing predictions and recommendations as similar to the user's preferences as possible. To achieve this objective, mainly two areas have been addressed: 1) creating improved algorithms and machine learning models, and 2) incorporating as much information as possible: demographic, social, contextual, etc.

Regarding the second area, RS can be classified according to their filtering strategies: demographic-based RS recommends to the active user those items (products or services) that other users with similar demographic [3] features (such as sex or age) liked. Content-based filtering [4] recommends items whose content (text descriptions, images, tags, etc.) is similar to those consumed by the active user. Social filtering [5, 6] relies on the followed, following, friends, etc. lists. Context-based filtering[7] takes into account a diverse set of information, such as user location, emotions, and physical conditions. The most accurate and popular strategy in RS is Collaborative Filtering (CF) [8], which relies on a dataset containing the preferences of each user regarding the set of available items: songs, movies, books, etc. Note that: a) these preferences can be explicit (votes, number of stars) or implicit (listened songs, watched movies, clicked URL), b) the preferences can be stored in a two-dimensional matrix where each row represents a user, each column represents an item, and each value represents the rating or the absence of rating, and c) the matrix of ratings will be extraordinarily sparse, since users can only consume a little proportion of the available items.

Regarding the algorithms and machine learning models that RS use, the K Nearest Neighbors (KNN) algorithm was widely chosen to implement the CF approach, since its design directly fits the CF concept. The main drawbacks of KNN are lack of accuracy and poor performance, since it is a memory-based method. The Matrix Factorization (MF) machine learning model [9] successfully replaced the KNN method; it iterates to learn a representation of users and items in the latent space, coded as hidden factors, then uses them to make predictions by means of a dot product. MF has proven to be very accurate and performs fine; their main drawbacks are that as all the model-based approaches it is necessary to update periodically the model, and that the user and item hidden factors combination function: the dot product is linear and it does not completely catch the complex relations existing among users and items. Currently, MF is replaced by different Deep Learning (DL) models. Figure 1 contains a graphical representation of these

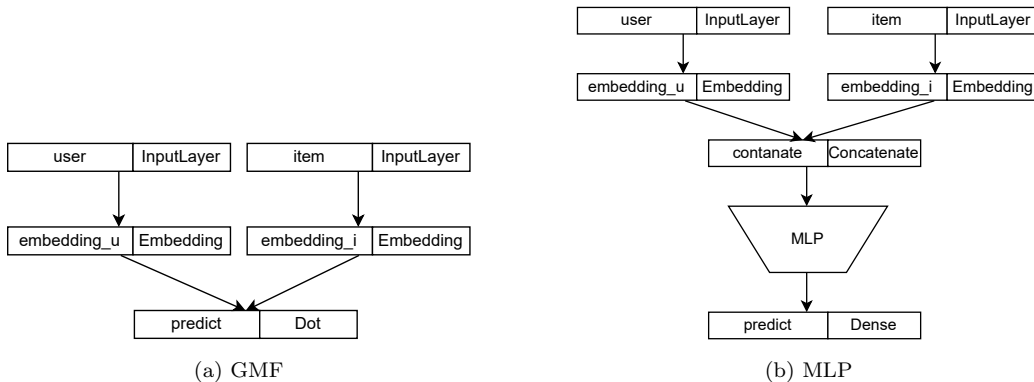


Figure 1: Neural Network (NN) architectures for CF.

models. Generalized Matrix Factorization (GMF) [10] model (fig. 1a) mimics the MF hidden factors by means of an embedding to code users and another embedding to code items, both in the same latent space, as the MF does; a dot product is also used to obtain predictions. To improve accuracy, the Multi-Layer Perceptron (MLP) model [11] (fig. 1b) replaces the dot product with a MLP that better combines both embeddings in a nonlinear way.

The most accurate RSs process CF data using some MF or DL model, and they combine the CF approach with some other approaches (social, demographic, content, etc.), depending on the available data in their context. It is normal to join data using an ensemble [12] of several DL models, where Convolutional Neural Network (CNN) are mainly used to process content images, Recurrent Neural Network (RNN) or Long Short-Term Memory (LSTM) to process texts, graph-based models for social information, and MLP to integrate demographic data [13]. In addition to DL methods, Deep Reinforcement Learning (DLR) approaches have been explored [14] to improve the recommendation in environments where real-time user feedback occurs.

As shown, RS have evolved over time, incorporating state-of-the-art models and considering all the available data. As a result, accuracy has improved towards a point that recommendations are positively valued for users, and where it is difficult to significantly increase accuracy by simply improving the model design or complexity. In this scenario, companies focus on getting more and more user and item information as the most effective way to improve RS quality results and revenues through advertisements. Of course, this is not the end of research in RS accuracy, but it is time to focus on the sometimes ‘secondary’ research in the area: “*beyond accuracy*” aims. Pop-

ular beyond accuracy objectives are to provide diverse, novel and reliable recommendations, once accuracy is good enough, users appreciate receiving recommendations covering several areas (diverse), not evident (novel) [15] and providing some degree of certainty (reliability) [16]. Moreover, different useful applications of big data have been addressed to cluster users and items [17], tools to navigate through CF information, as dynamic trees [18] of related items and/or users [19], etc.

In line with the beyond accuracy objectives, there is a field in the RS area whose importance grows due to the social networks, where you can find fellows for a variety of actions: share a car, buy cheaper, do a travel, promote your fair cause or simply go to the movie theater. You can send many messages to find people, update your profiles explaining what you are looking for, but it will probably be a huge help if the RS does the job. In these examples, RS recommends people to a user and is the prelude to a more popular variation of the same idea: recommend items to a group of users [20]. In this case, once your group of users is set up, explicitly defined in the dataset, categorized through social recommendations [17], or just highly temporal with low-cohesion ephemeral groups [21], it is a challenge to find the products or services that will please the whole set of users in the group. Note that it does not fit directly with the traditional RS models, since we have several users instead of just one; at first sight, it would be difficult to incorporate additional hidden factors into the MF model, and it seems easier to add embeddings to hold the new users when the MLP model is used. In all cases, an aggregation approach is necessary to join users, and a policy is convenient [22] to make fair recommendations and to avoid recommendations of items that a majority like, but a minority of the group really dislike cite. The design, policy, and placement of the aggregation approach in the model are key to the correct behavior, accuracy, fairness, and performance of the proposed group of user models. This research has a CF approach and uses exclusively the information from the user-item interaction matrix, making it versatile for any recommender in which very little information about users or items is available. Once the group representation is generated, it can be combined with context information if available [23], or with ensembles of different DL approaches like CNN [13] or text feature extraction [24]. The CF approach DL baselines [25, 26] make a heuristic aggregation of user information, the proposed model relies on an innovative DL aggregation stage, which constitutes a theoretical improvement that has been validated in practical tests.

The next sections of the paper are structured as follows: Section 2 focuses

on the most relevant and current research in the group recommendation field; Section 3 explains the proposed models, which improve a current deep learning baseline [26] by incorporating a neural aggregation stage; Section 4 shows the design of the experiments and explains the results obtained; and Section 5 presents the conclusions and future works.

2. Related work

As mentioned above, the design and performance of Group Recommender System (GRS) is deeply dependent on three factors: the design of the aggregation approach, its placement in the model, and the aggregation policy. Although the first two factors depend on the model, the aggregation policy is conceptual. When a recommendation for a GRS is required, we should determine how to distribute satisfaction among the users of the group [27]. We could maximize the average accuracy (aggregated voting policy), but deviation from the mean is also important, and we probably do not want to highly satisfy the majority at the expense of harming the minority (least misery policy). Recently, a particular weighting of “*leader*” users has been proposed [28], and these types of user are found using trust information and fuzzy clustering; a very similar approach focuses on genre preferences and clustering, where a relevant contribution is to reduce the cost of clustering [29]. Similarly, the average policy can be used as a base, weighted with trusted social networks to correct preferences [30]. Fuzzy approaches are also used to combine trust and reputation [31]. Consensus is a traditional tool to implement policies [32, 33].

The impact of aggregation placement on accuracy and performance was tested [34], finding that the earlier the aggregation stage is placed, the better the RS performance, while the accuracy does not change significantly. [34] paper provides memory-based results, and there is no similar paper testing it on model-based approaches, except for [35] where a wide comparative of GRS has shown that the average aggregation function and the MLP model provide the best accuracy of the combinations tested. Acting on rankings of recommendations is basically to reorder the recommendation lists. Previous work merges (aggregates) the individual rankings of the users in the group to generate a common ranking. Today, this approach is also used, but improved in the model stage; in [36] the MF technique based on the preference relation is used to obtain the predicted preference and then combines those preferences using graph aggregation; results report ranking improvements.

A genetic algorithm approach is proposed for the GRS rankings[37], where different distances are used as a fitness function. Recommendations can be highly influenced by few members of the group; To avoid it, preference relations are used and improved by a MF process to find unknown relations[38] and then improve GRS results.

DL models are very flexible in integrating and aggregating diverse data sources, making them on different layers and thus managing several semantic levels: the deeper the aggregation layer, the higher its dimensionality reduction and then its semantic level. For this reason, it is very different to merge user profiles or item information before they are processed by the model that merge their embedding representations. And it is also different to merge embeddings in the first layers of the model from doing it on its last layers. It is sensible to merge embeddings in a range of the model layers where the information already has been compressed (it provides semantic value), but not too much (it has lost relevant information to make the users or items merge). GRS papers focused on the DL model’s architecture vary their proposals following the explained balance.

Previous research has identified multiple key points at which the aggregation of user preferences can be carried out [25] and how to represent it in the latent space [26]. These studies propose using different embedding layers: one for the items and the other for the group of users. To include these layers, the GMF and MLP models are slightly modified. Figure 2 shows the proposed architectures highlighting in blue the main modifications with respect to their reference models (see fig. 1). As can be seen, the embedding of the items has not undergone any modification. However, the embedding of users has been replaced by a group embedding. This embedding has been encoded using a dense layer that allows input with multiple active values. The paper proposes different aggregation functions for encoding the input of the network for a group of users. The rest of the network remains unchanged for both the GMF model and the MLP model. It is important to note that these models are trained with individual ratings and not group ratings, so this previous work proposes how to modify the network input to make predictions for both individual users and groups of users.

A similar approach [3] provides two DL paths: the first processes the data and the second demographic meta-data. Relevant information flows through the first path, where an embedding is set for items, and another embedding is set for groups. It should be noted that the design [3] does not explicitly feed the network with users belonging to each group. Unfortunately, this baseline

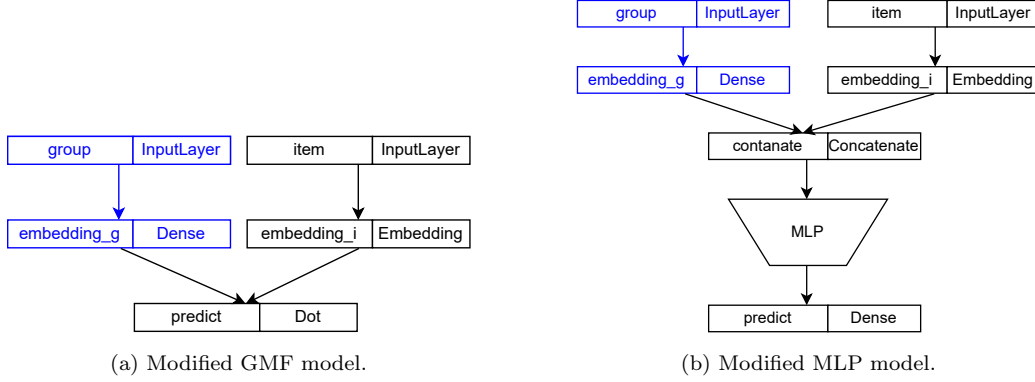


Figure 2: NN architectures for GRS proposed by [26]. Blue parts indicates changes with respect to the architectures for single user rating prediction.

is inadequate since its design does not allow the incorporation of new groups in the RS without a relearning operation; Our proposed approach feeds the model with each user in the group; consequently, the model learns about users, and it can generalize and predict to new groups without the need to continuously relearn specific patterns.

3. Proposed model

The previous work analyzed shows a lot of immaturity in the development of DL based GRS. Thus, all proposed solutions consist of defining some aggregation mechanism to unify a group of users and represent them as an individual user. For example, [26] defines a function $f(G) \rightarrow \mathbb{R}^U$ from which a group of users G is encoded into a U -dimensional vector (where U is the number of users in the system), using multihot encoding. In other words, instead of representing a user with a one-hot encoding, as is common when using embeddings, a multihot encoding is employed to represent the group. The main drawback of this model is that all proposed functions $f(G) \rightarrow \mathbb{R}^U$ are imposed and are not learned from the data.

The models proposed here go a step further by allowing the aggregation mechanism to be determined by a Machine Learning (ML) model rather than being manually defined. Figure 3 presents the proposed NN architectures, highlighting in blue changes with respect to the model proposed in [26] (see fig. 2). As can be observed, the GMF and MLP architectures have been modified to include a MLP between the user embedding and the dot prod-

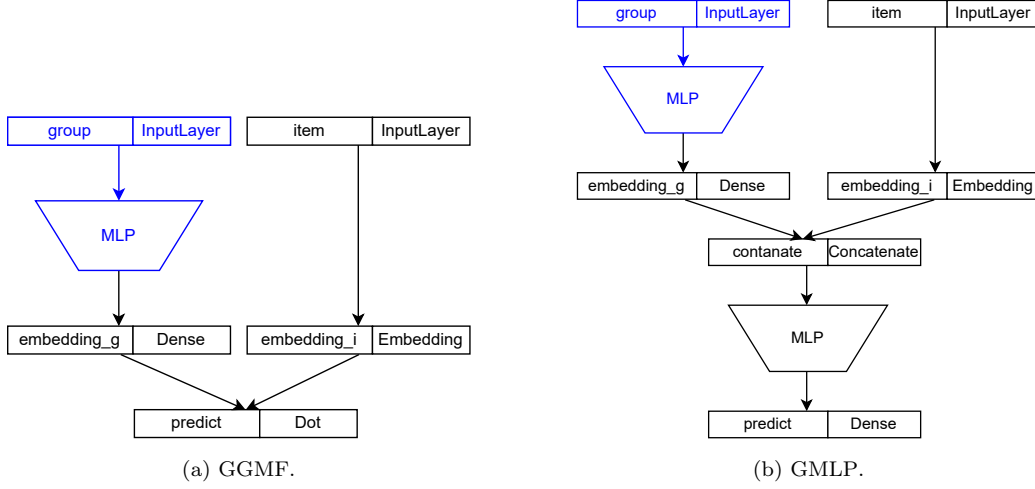


Figure 3: Proposed NN architectures for GRS. Blue parts indicates changes with respect to the architectures proposed by [26]

uct or the concatenate layer, respectively. This MLP replaces the function used in [26] and it allows the NN itself adjusts the user aggregation function, deciding the weighting that their votes have on the recommendation that is ultimately made to the group. Technically speaking, this new MLP transforms the group of users, represented by a multihot encoding vector, i.e. a vector in which the users than belong to the group are encoded with 1 and the rest of the users are encoded with 0, into the latent space of the users. By connecting it to the dot layer or the concatenate layer of the GMF or MLP models, respectively, predictions can be generated for the group of users. We name these new models Group Generalized Matrix Factorization (GGMF) and Group Multi-Layer Perceptron (GMLP).

One of the most remarkable features of the proposed GRS is that they are capable of performing individual and group predictions. This is achieved by training the individual GMF and MLP models using individual votes, and then freezing the parameters of these models to train the new MLP with group votes. In this vein, to generate individual predictions, we will use the model without considering the new MLP. That is, the input to the model will be the user and item to the embedding layer. In contrast, to generate predictions for the group, we will use the same input for the items and encode the multihot representation of the group so that the MLP generates its embedding.

4. Experimental evaluation

This section presents the experiments conducted to compare and validate the proposed models. As stated above, the experiments were carried out using two most popular CF based NN architectures, i.e. GMF and MLP. These architectures were selected because they are well known and provide the best results for individual predictions. However, the proposed aggregation strategies can be applied to any NN architecture that is based on embedding layers.

4.1. Experimental set-up

To select the datasets, we considered two factors: a) there are no open datasets available that contain information on group voting; and b) the GMF and MLP models should be trained using individual voting because the proposed aggregations allow groups predictions to be computed on models already trained for individuals. Therefore, we chose four gold standard datasets in the field of RS: **MovieLens100K** and **MovieLens1M**, which are the most popular datasets in the field of RS; **FilmTrust**, which is smaller than **MovieLens100K** and allows us to measure the performance of the aggregation in datasets with a lower number of users, items, and ratings; and **MyAnimeList**, which has a wider range of votes than **MovieLens1M**. We did not select other popular datasets such as **Netflix Prize** or **MovieLens10M** due to the high computational time required to train and test the models. The train and test splits of these datasets included in CF4J [39, 40] were used. The main parameters of these datasets can be found in table 1.

Dataset	Number of users	Number of items	Number of ratings	Number of test ratings	Scores
FilmTrust	1,508	2,071	32,675	2,819	0.5 to 4.0
MovieLens100K	943	1,682	92,026	7,974	1 to 5
MovieLens1M	6,040	3,706	911,031	89,178	1 to 5
MyAnimeList	69,600	9,927	5,788,207	549,027	1 to 10

Table 1: Main parameters of the datasets used in the experiments sorted by number of ratings.

The user groups with which the models have been proven have been synthetically generated. To measure the system’s performance in different scenarios, groups ranging from 2 to 10 users have been generated. The groups were randomly generated from the rating set. From this rating set, a random item was selected first, and then G users from this set, who had voted for that

item, were selected (where G is the group size). Table 2 contains the number of group ratings generated for model training and test in each dataset and each group size.

Group size	FilmTrust	MovieLens100K	MovieLens1M	MyAnimeList
2	3,948/1,128	11,165/3,190	124,850/35,672	768,639/219,612
3	5,921/1,692	16,746/4,786	187,275/53,508	1,152,958/329,417
4	7,894/2,256	22,328/6,380	249,699/71,344	1,537,277/439,222
5	9,867/2,820	27,910/7,975	312,124/89,179	1,921,595/549,028
6	11,841/3,384	33,492/9,570	374,549/107,014	2,305,914/658,834
7	13,814/3,948	39,074/11,164	436,973/124,850	2,690,233/768,639
8	15,787/4,512	44,655/12,760	499,398/142,686	3,074,552/878,444
9	17,761/5,075	50,237/14,354	561,822/160,522	3,458,871/988,250
10	19,734/5,639	55,819/15,949	624,247/178,357	3,843,190/1,098,055

Table 2: Number of synthetic groups generated for system training and evaluation (train/test) in each dataset. Note that a group is only evaluated for one item.

The training of the models has been carried out as follows. First, individual models (GMF and MLP) are trained without considering user groups. Mean Absolute Error (MAE) was used as loss function and Adam as optimizer with a learning rate of 0.001. A batch size of 64 was used. There was no epoch limit, but an early stop condition. Next, the new MLP is incorporated into the network. The depth of the MLP varies depending on the dataset used. In general, larger datasets require more parameters to be added to the MLP. Specifically, a MLP consisting of four dense layers ([64, 32, 16, 8]) is used for the FilmTrust and MovieLens100K datasets; Since MovieLens1M and MyAnimeList are an order of magnitude larger, they are more complex and have more possible users to be part of the groups, an extra layer with 128 neurons is used ([128, 64, 32, 16, 8]); All neurons use ReLU function as activation but in the last layer, which has a linear activation allowing the group representation generated by the MLP to produce no restricted latent factors. Finally, the network is trained by updating only the parameters of the new group’s MLP. In other words, the parameters of the individual models previously trained are not modified during this training. For this training, the following loss function was used:

$$loss = \frac{1}{\#\Omega} \sum_{\langle G, i \rangle \in \Omega} |h(G, i) - \hat{r}_{G, i}|,$$

where Ω is the set of pairs $\langle G, i \rangle$ with the ratings of the synthetic groups G to the item i , $\hat{r}_{G, i}$ is the prediction of the rating, and $h(G, i) \rightarrow \mathbb{R}$

is a function that unifies the votes of group G for item i . Note that the training of the new MLP has been carried out independently for each group size.

Finally, the evaluation of the model is performed by measuring the mean squared difference between its predictions and the votes of the users in the groups as follows.

$$MSE_{G,i} = \frac{1}{\#G} \sum_{u \in G} (\hat{r}_{G,i} - r_{u,i})^2,$$

$$MSE = \frac{1}{\#\Omega} \sum_{\langle G,i \rangle \in \Omega} MSE_{G,i}$$

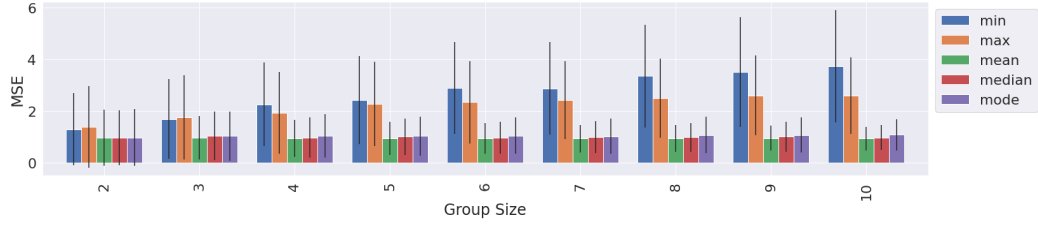
where Ω is the set of pairs $\langle G, i \rangle$ with the ratings of the synthetic groups G to the item i , $r_{u,i}$ is the user rating u to the item i , and $\hat{r}_{G,i}$ is the prediction of the rating.

4.2. Experimental results

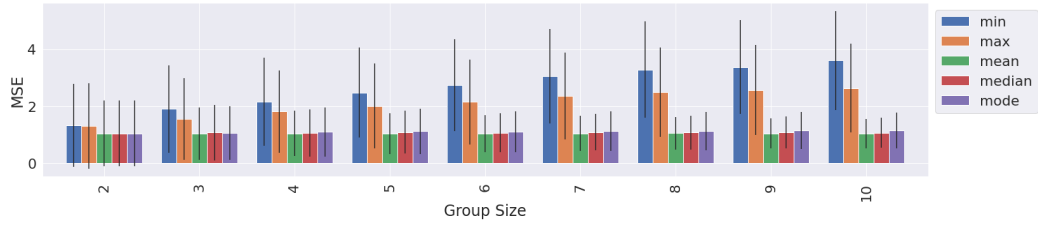
The first experiment conducted aimed to determine the best function $h(G, i) \rightarrow \mathbb{R}$ to unify the group votes in the loss function during model training. The following functions were tested: minimum group vote (min), maximum group vote (max), mean group vote (mean), median group vote (median) and mode of votes (mode). Figures 4 and 5 display a boxplot with the results of this experiment using the GGMF and GMLP models, respectively. In all cases, the function that provides the best results (i.e. the lowest error) is the mean, so we fixed $h(G, i) = \frac{1}{\#G} \sum_{u \in G} r_{u,i}$ for the next experiments.

The following experiment consisted of comparing the performance of the proposed model with respect to other state-of-the-art models. The following baselines were used: the average of individual predictions using the GMF model (**IPA-GMF**), the average of individual predictions using the MLP model (**IPA-MLP**), the multi-hot aggregation function combined with the average proposed by [26] using the GMF model (**MO-AVG-GMF**), and the same aggregation function with the MLP model (**MO-AVG-MLP**). Figure 6 presents the results of this experiment for the 4 datasets and different group sizes.

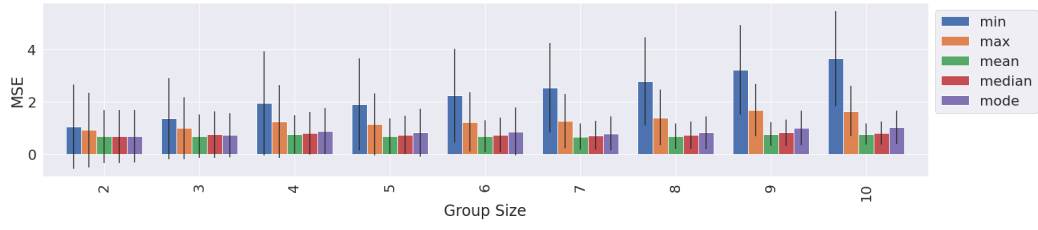
It can be observed that, in general terms, the new group representation made by MLP added to the first phase of the model improves the quality of the predictions regardless of the dataset, group size, and predictive individual model used. Therefore, this group representations learned from the user-item



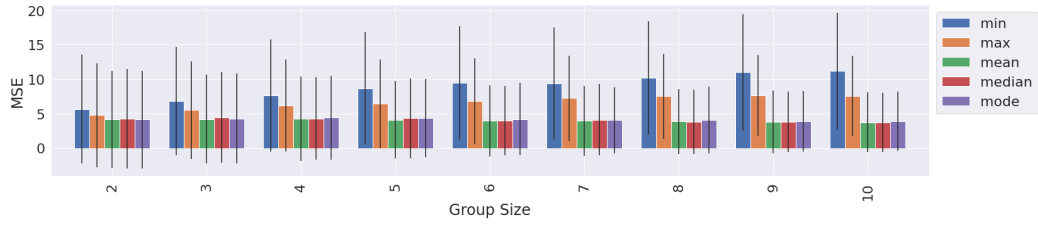
(a) MovieLens100K



(b) MovieLens1M



(c) FilmTrust



(d) MyAnimeList

Figure 4: Comparison of the error obtained in the test using different functions h for the GGMF model.

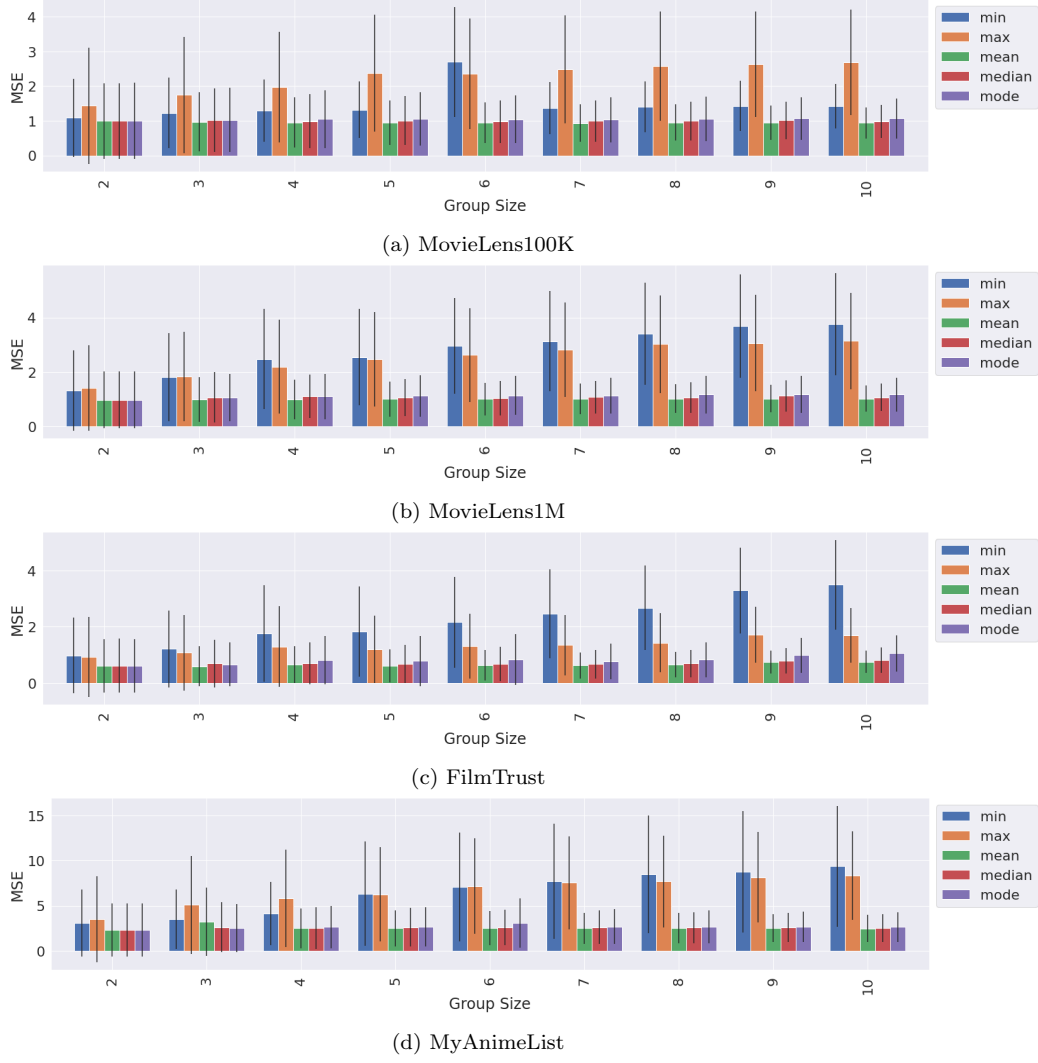
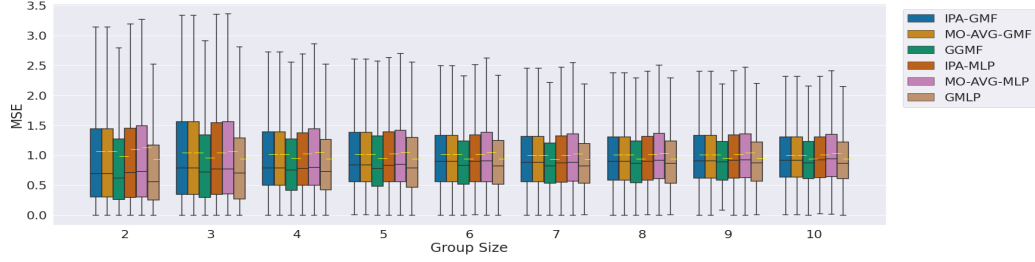
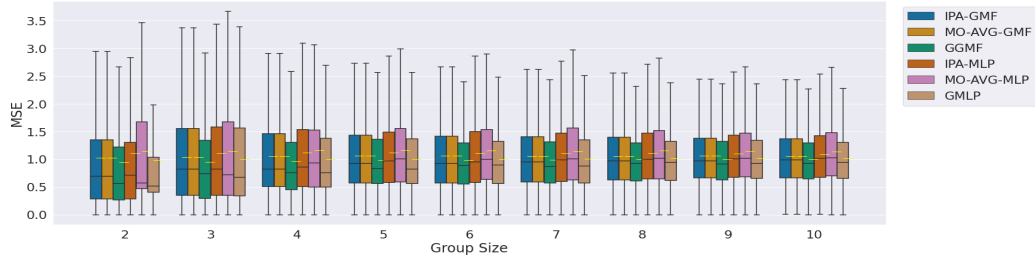


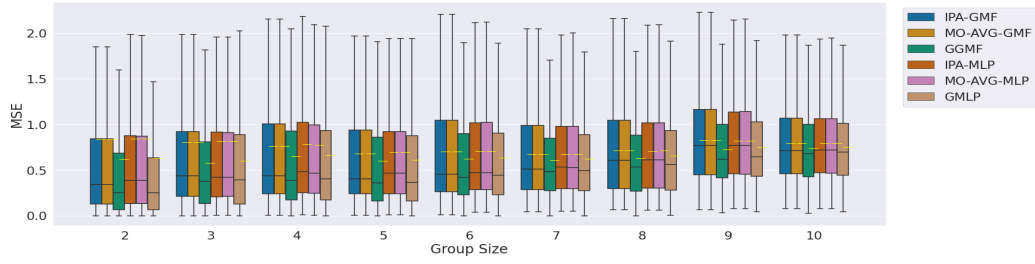
Figure 5: Comparison of the error obtained in the test using different functions h for the GMLP model.



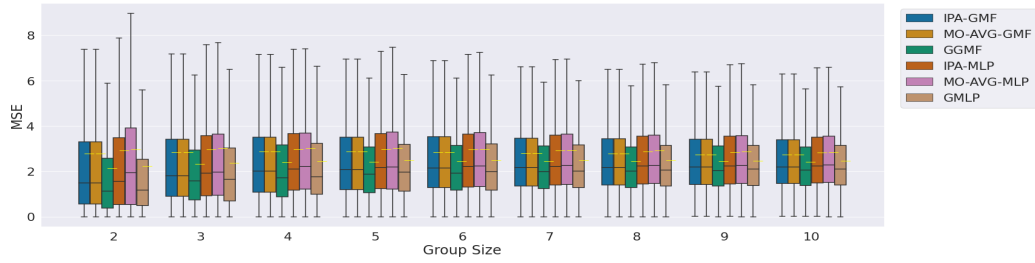
(a) MovieLens100K



(b) MovieLens1M



(c) FilmTrust



(d) MyAnimeList

Figure 6: Prediction quality comparison of the proposed models (GGMF and GMLP) with respect to the state of the art baselines.

interactions over-perform any predefined function selected in advance. The deep group aggregation phase allows us to learn the peculiarities of users, items, and their votes when they act as a group.

All these experiments were conducted using an NVIDIA Quadro RTX 8000 GPU, which boasts 48 GB GDDR6 memory, 4,608 NVIDIA Tensor Cores, and a performance of 16.3 TFLOPS. To ensure reproducibility, the source code, parameter values, and random seeds of all experiments have been made publicly available on GitHub¹.

5. Conclusions and future work

This work has proposed a new approach to DL-based GRS. The study suggests extending the most popular DL-based CF models by adding a MLP that allows us to project a group of users into the latent space of users. This projection is then combined with the latent space of the items to obtain predictions. This proposal has been evaluated using two different recommendation models, GMF and MLP, four different datasets (FilmTrust, MovieLens100K, MovieLens1M, and MyAnimeList), and nine group sizes. All experimental results demonstrate a significant improvement of the proposed models compared to their baselines. Therefore, it can be confirmed that using an MLP to learn how to aggregate user groups from the data improves the quality of the predictions.

Furthermore, GRS face the challenge of needing more powerful models as the complexity of the dataset increases. To handle complex and diverse data, sophisticated architectures are necessary to capture the nuances and intricacies of user group behavior. On the other hand, the quality of GRS remains consistent regardless of the size of the group. If a system demonstrates effective performance for small groups, it can be reliably expected to deliver satisfactory results for larger groups as well, and vice versa. This characteristic highlights the robustness and scalability of such systems, allowing them to cater to various group sizes with consistent recommendation quality.

In future work, it is proposed to redesign the architecture to enable predictions for groups of variable sizes. The proposed models have been trained for a fixed group size, and therefore their results on groups of variable sizes are uncertain. Another line of future work is to incorporate additional in-

¹<https://github.com/KNODIS-Research-Group/dl-cf-groups-deep-aggregation>

formation into the datasets, such as friendships or followers, and to assess whether social relationships help or hinder the learning of group preferences.

Acknowledgments

This work was partially supported by *Ministerio de Ciencia e Innovación* of Spain under the project PID2019-106493RB-I00 (DL-CEMG) and the *Comunidad de Madrid* under *Convenio Plurianual* with the Universidad Politécnica de Madrid in the actuation line of *Programa de Excelencia para el Profesorado Universitario*.

References

- [1] S.-H. Chen, S.-I. Sou, H.-P. Hsieh, Hpcf: hybrid music group recommendation system based on item popularity and collaborative filtering, in: 2020 International Computer Symposium (ICS), IEEE, 2020, pp. 43–49.
- [2] R. Logesh, V. Subramaniaswamy, V. Vijayakumar, X. Li, Efficient user profiling based intelligent travel recommender system for individual and group of users, *Mobile Networks and Applications* 24 (2019) 1018–1033.
- [3] V. R. Yannam, J. Kumar, K. S. Babu, B. Sahoo, Improving group recommendation using deep collaborative filtering approach, *International Journal of Information Technology* 15 (3) (2023) 1489–1497.
- [4] Y. Pérez-Almaguer, R. Yera, A. A. Alzahrani, L. Martínez, Content-based group recommender systems: A general taxonomy and further improvements, *Expert Systems with Applications* 184 (2021) 115444.
- [5] J. Sun, R. Ying, Y. Jiang, J. He, Z. Ding, Leveraging friend and group information to improve social recommender system, *Electronic Commerce Research* 20 (2020) 147–172.
- [6] Y. Song, W. Ma, T. Liu, Deep group recommender system model based on user trust, in: 2020 13th International Congress on Image and Signal Processing, BioMedical Engineering and Informatics (CISP-BMEI), IEEE, 2020, pp. 1015–1019.
- [7] A. Valera, Á. Lozano Murciego, M. N. Moreno-García, Context-aware music recommender systems for groups: A comparative study, *Information* 12 (12) (2021) 506.

- [8] J. Bobadilla, A. Gutiérrez, S. Alonso, Á. G. Prieto, Neural collaborative filtering classification model to obtain prediction reliabilities, *IJIMAI* 7 (4) (2022) 18–26.
- [9] S. Bin, G. Sun, Matrix factorization recommendation algorithm based on multiple social relationships, *Mathematical Problems in Engineering* 2021 (2021) 1–8.
- [10] H.-J. Xue, X. Dai, J. Zhang, S. Huang, J. Chen, Deep matrix factorization models for recommender systems., in: *IJCAI*, Vol. 17, Melbourne, Australia, 2017, pp. 3203–3209.
- [11] X. He, L. Liao, H. Zhang, L. Nie, X. Hu, T.-S. Chua, Neural collaborative filtering, in: *Proceedings of the 26th international conference on world wide web*, 2017, pp. 173–182.
- [12] J. Liu, Y. Chen, Q. Liu, B. Tekinerdogan, A similarity-enhanced hybrid group recommendation approach in cloud manufacturing systems, *Computers & Industrial Engineering* 178 (2023) 109128.
- [13] Z. Huang, Y. Liu, C. Zhan, C. Lin, W. Cai, Y. Chen, A novel group recommendation model with two-stage deep learning, *IEEE Transactions on Systems, Man, and Cybernetics: Systems* 52 (9) (2022) 5853–5864. doi:10.1109/TSMC.2021.3131349.
- [14] X. Chen, L. Yao, J. McAuley, G. Zhou, X. Wang, Deep reinforcement learning in recommender systems: A survey and new perspectives, *Knowledge-Based Systems* 264 (2023) 110335. doi:<https://doi.org/10.1016/j.knosys.2023.110335>.
URL <https://www.sciencedirect.com/science/article/pii/S0950705123000850>
- [15] M. Mendoza, N. Torres, Evaluating content novelty in recommender systems, *Journal of Intelligent Information Systems* 54 (2020) 297–316.
- [16] B. Zhu, F. Ortega, J. Bobadilla, A. Gutiérrez, Assigning reliability values to recommendations using matrix factorization, *Journal of computational science* 26 (2018) 165–177.

- [17] A. Okuda, Y. Matsunami, M. Ueda, S. Nakajima, Finding similar users based on their preferences against cosmetic item clusters, in: Proceedings of the 19th International Conference on Information Integration and Web-Based Applications & Services, iiWAS '17, Association for Computing Machinery, New York, NY, USA, 2017, p. 156–160. doi:10.1145/3151759.3151829. URL <https://doi.org/10.1145/3151759.3151829>
- [18] A. Hernando, R. Moya, F. Ortega, J. Bobadilla, Hierarchical graph maps for visualization of collaborative recommender systems, *Journal of Information Science* 40 (1) (2014) 97–106.
- [19] W. Wang, G. Zhang, J. Lu, Hierarchy visualization for group recommender systems, *IEEE Transactions on Systems, Man, and Cybernetics: Systems* 49 (6) (2017) 1152–1163.
- [20] T. De Pessemier, S. Dooms, L. Martens, Comparison of group recommendation algorithms, *Multimedia Tools and Applications* 72 (3) (2014) 2497–2541. doi:10.1007/s11042-013-1563-0. URL <https://doi.org/10.1007/s11042-013-1563-0>
- [21] E. Ceh-Varela, H. Cao, H. W. Lauw, Performance evaluation of aggregation-based group recommender systems for ephemeral groups, *ACM Trans. Intell. Syst. Technol.* 13 (6) (sep 2022). doi:10.1145/3542804. URL <https://doi.org/10.1145/3542804>
- [22] S. Najafian, D. Herzog, S. Qiu, O. Inel, N. Tintarev, You do not decide for me! evaluating explainable group aggregation strategies for tourism, in: Proceedings of the 31st ACM Conference on Hypertext and Social Media, HT '20, Association for Computing Machinery, New York, NY, USA, 2020, p. 187–196. doi:10.1145/3372923.3404800. URL <https://doi.org/10.1145/3372923.3404800>
- [23] H. Xu, C. Jiang, Research on context-aware group recommendation based on deep learning, *Neural Computing and Applications* 32 (6) (2020) 1745–1754. doi:10.1007/s00521-019-04286-7. URL <https://doi.org/10.1007/s00521-019-04286-7>

- [24] D. Roy, M. Dutta, An improved cat swarm search-based deep ensemble learning model for group recommender systems, *Journal of Information & Knowledge Management* 21 (03) (2022) 2250032. doi:10.1142/S0219649222500320. URL <https://doi.org/10.1142/S0219649222500320>
- [25] S. Sajjadi Ghaemmaghami, A. Salehi-Abari, Deepgroup: Group recommendation with implicit feedback, in: *Proceedings of the 30th ACM International Conference on Information & Knowledge Management, CIKM '21*, Association for Computing Machinery, New York, NY, USA, 2021, p. 3408–3412. doi:10.1145/3459637.3482081. URL <https://doi.org/10.1145/3459637.3482081>
- [26] J. Dueñas-Lerín, R. Lara-Cabrera, F. Ortega, J. Bobadilla, Neural group recommendation based on a probabilistic semantic aggregation, *Neural Comput. & Applic.* (2023) 1–12doi:10.1007/s00521-023-08410-6.
- [27] S. Dara, C. R. Chowdary, C. Kumar, A survey on group recommender systems, *Journal of Intelligent Information Systems* 54 (2) (2020) 271–295.
- [28] R. B. Nozari, H. Koohi, A novel group recommender system based on members’ influence and leader impact, *Knowledge-Based Systems* 205 (2020) 106296.
- [29] Y.-D. Seo, Y.-G. Kim, E. Lee, H. Kim, Group recommender system based on genre preference focusing on reducing the clustering cost, *Expert Systems with Applications* 183 (2021) 115396.
- [30] X. Wang, L. Su, Q. Zhou, L. Wu, Group recommender systems based on members’ preference for trusted social networks, *Security and Communication Networks* 2020 (2020) 1–11.
- [31] P. Bedi, et al., Combining trust and reputation as user influence in cross domain group recommender system (cdgrs), *Journal of Intelligent & Fuzzy Systems* 38 (5) (2020) 6235–6246.
- [32] J. Castro, F. J. Quesada, I. Palomares, L. Martinez, A consensus-driven group recommender system, *International Journal of Intelligent Systems* 30 (8) (2015) 887–906.

- [33] R. Meena, S. Minz, Group recommender systems—an evolutionary approach based on multi-expert system for consensus, *Journal of Intelligent Systems* 29 (1) (2018) 1092–1108.
- [34] F. Ortega, J. Bobadilla, A. Hernando, A. Gutiérrez, Incorporating group recommendations to recommender systems: Alternatives and performance, *Information Processing & Management* 49 (4) (2013) 895–901.
- [35] E. Ceh-Varela, H. Cao, H. W. Lauw, Performance evaluation of aggregation-based group recommender systems for ephemeral groups, *ACM Transactions on Intelligent Systems and Technology (TIST)* 13 (6) (2022) 1–26.
- [36] A. Pujahari, D. S. Sisodia, Aggregation of preference relations to enhance the ranking quality of collaborative filtering based group recommender system, *Expert Systems with Applications* 156 (2020) 113476.
- [37] R. Meena, K. K. Bharadwaj, A genetic algorithm approach for group recommender system based on partial rankings, *Journal of Intelligent Systems* 29 (1) (2018) 653–663.
- [38] A. Pujahari, D. S. Sisodia, Preference relation based collaborative filtering with graph aggregation for group recommender system, *Applied Intelligence* 51 (2021) 658–672.
- [39] F. Ortega, J. Mayor, D. López-Fernández, R. Lara-Cabrera, Cf4j 2.0: Adapting collaborative filtering for java to new challenges of collaborative filtering based recommender systems, *Knowledge-Based Systems* 215 (2021) 106629.
- [40] F. Ortega, B. Zhu, J. Bobadilla, A. Hernando, Cf4j: Collaborative filtering for java, *Knowledge-Based Systems* 152 (2018) 94–99.