

Adaptively Optimised Adaptive Importance Samplers

Carlos A. C. C. Perello¹ and Deniz Akyildiz¹

¹Department of Mathematics, Imperial College London

Abstract—We introduce a new class of adaptive importance samplers leveraging adaptive optimisation tools, which we term AdaO AIS. We build on *optimised adaptive importance samplers* (O AIS), a class of techniques that adapt proposals to improve the mean-squared error of the importance sampling estimators by parameterising the proposal and optimising χ^2 -divergence between the target and the proposal. We show that a naive implementation of O AIS using stochastic gradient descent may lead to unstable estimators despite its convergence guarantees. To remedy this shortcoming, we instead propose to use adaptive optimisers (such as AdaGrad and Adam) to improve the stability of the O AIS. We provide convergence results for AdaO AIS in a similar manner to O AIS. We also provide empirical demonstration on a variety of examples and show that AdaO AIS lead to stable importance sampling estimators in practice.

Index Terms—Adaptive Importance Sampling, Monte Carlo Methods, Stochastic Gradient Descent, Adaptive Optimisers.

I. INTRODUCTION

Adaptive importance samplers are a fundamental Monte Carlo method for estimating intractable integrals [1]. In recent years, Adaptive Importance Sampling (AIS) techniques have seen wide use in many of science [2]–[4]. At the heart of these problems lies the task of computing intractable expectations, which oftentimes are with respect to an unknown probability measure π . AIS schemes are an extension of classical importance sampling (IS) estimators, which uses a proposal distribution q to estimate an expectation of the form $\mathbb{E}_\pi[\phi(X)]$, where ϕ is a bounded function and π is an unknown target distribution. In AIS, this proposal is *adapted* over iterations to improve performance. Some popular variants of AIS include population Monte Carlo methods [5]–[7], adaptive mixture importance sampling [8], layered AIS [9]–[11], gradient-based AIS [12], parametric AIS [13], [14] and multiple IS [15], [16]. A comprehensive review of AIS methods can be found in [17].

As extensions of importance samplers, AIS routines also enjoy a $\mathcal{O}(1/\sqrt{N})$ convergence rate in L_2 (MSE), where N is the number of points used to construct the empirical measure at each iteration [18]. Nevertheless, it is of interest to study the convergence rate of AIS in terms of both N and T , the number of AIS iterations, to quantify the effect of *adapting* the proposals. While it remains difficult to achieve a convergence rate for general AIS schemes over iterations, this has been proved possible for *parametric* AIS in which the proposal q is parameterised, denoted q_θ [13], [14]. In particular, [13] proposed a class of samplers termed *optimised adaptive importance samplers* (O AIS), which is based on

the minimisation of a loss function in order to adapt the proposal. Specifically, the variance of the weight function is chosen as the loss function to minimise; this idea has been well-studied in the literature [19]–[25]. O AIS are a class of importance samplers in which the parameter θ is optimised to minimise a loss function which is essentially the χ^2 -divergence between the target and the proposal. This allowed [13] to provide explicit convergence rates in terms of N and T when Stochastic Gradient Descent (SGD) is employed for minimisation (SGD O AIS).

Contribution. We begin this paper by showing the sensitivity issues of SGD when using O AIS, even in simple settings. In particular, we show that the optimisation procedure is sensitive to the step-size and this can cause non-robustness in more complex settings. To resolve this problem, we introduce a novel class of AIS estimators, namely *Adaptive Gradient* O AIS (AdaO AIS). This class of AIS estimators minimise a quantity related to χ^2 -divergence using adaptive optimisers, which improve the stability of the optimisation routine by using gradient momentum terms. We will focus on the cases where AdaGrad [26] and Adam [27] are used. Finally, the same experiments that illustrate the numerical instability of SGD in the O AIS setting are repeated using AdaO AIS, showcasing the improved stability of AdaO AIS methods.

Notation. Let $[T] := \{0, 1, \dots, T\}$. We use $q_\theta(x)$ and $\pi(x)$ to refer to the proposal and target densities, respectively. We write $\Pi(x)$ when referring to an unnormalised version of $\pi(x)$, where the normalisation constant is $Z := \int_{\mathcal{X}} \Pi(x) dx$. Throughout the paper, $\phi(x)$ will be used to denote a bounded test function; for such functions, $(\phi, \mu) := \mathbb{E}_\mu[\phi(X)]$. The notation $\delta_z(dx)$ denotes the Dirac measure centred at z . The parameter space of all possible values of θ will be denoted as Θ . For two distributions μ, ν such that $\mu, \nu \ll \lambda$, where λ is the Lebesgue measure, let $D_{\chi^2}(\mu||\nu)$ be their χ^2 divergence.

II. TECHNICAL BACKGROUND

We begin by introducing the Self-Normalised Importance Sampling (SNIS) estimator [1]. For a given target and proposal distributions π and q_θ respectively, the SNIS estimator is defined as

$$(\phi, \pi) \approx (\phi, \pi_\theta^N) = \sum_{i=1}^N w_\theta^{(i)} \phi(x_\theta^{(i)}), \quad (1)$$

Algorithm 1 General OAIS algorithm [13]

- 1: Choose a proposal q_θ with initial parameter θ_0 , a number of particles N .
 - 2: **for** $k \geq 0$ **do**
 - 3: Sample $(x_k^{(i)})_{i=1}^N \sim q_{\theta_k}$
 - 4: Construct $\pi_{\theta_k}^N(dx) = \sum_{i=1}^N w_\theta^{(i)} \delta_{x_k^{(i)}}(dx)$
 - 5: Report $(\phi, \pi_{\theta_k}^N)$
 - 6: Compute the updated parameter $\theta_{k+1} = \mathcal{T}(\theta_k)$
 - 7: **end for**
-

where $x^{(i)} \sim q_\theta$ i.i.d., $w_\theta^{(i)} = W_\theta(x^{(i)}) / \sum_{j=1}^N W_\theta(x^{(j)})$ are normalised weights where $W_\theta(x) = \Pi(x) / q_\theta(x)$. Finally, π_θ^N is given by

$$\pi_\theta^N(dx) = \sum_{i=1}^N w_\theta^{(i)} \delta_{x^{(i)}}(dx).$$

It is shown in [18] that the SNIS estimator (ϕ, π_θ^N) enjoys the following convergence rate.

Lemma 1 ([18, Theorem 2.1]). *If $(W_\theta^2, q_\theta) < \infty$, we have:*

$$\mathbb{E}[|(\phi, \pi) - (\phi, \pi_\theta^N)|^2] \leq \frac{4\|\phi\|_\infty^2 \rho(\theta)}{N},$$

where $\rho(\theta) := \mathbb{E}_{q_\theta} \left[\frac{\pi^2(X)}{q_\theta^2(X)} \right] = D_{\chi^2}(\pi \| q_\theta) + 1$.

This bound, combined with the observation that $\rho(\theta)$ is convex when q_θ is an exponential family, see, e.g., [23, Theorem 1] or [13, Lemma 1], led to a family of algorithms called optimised adaptive importance samplers (OAIS) [13], [14]. These methods aim at optimising $\rho(\theta)$ which also coincides with minimising the variance of the importance weights. OAIS methods are in contrast to population-based methods as they explicitly parameterise the proposal. The general method is given in Algorithm 1.

However, we cannot typically compute $\rho(\theta)$, but instead some unnormalised version $R(\theta) := \mathbb{E}_{q_\theta} [\Pi^2(X) / q_\theta^2(X)] = Z^2 \rho(\theta)$. In OAIS, the update rule $\mathcal{T} : \Theta \rightarrow \Theta$ is defined using the gradients of $R(\theta)$, such as stochastic gradient descent or, in our case, adaptive optimisers. Therefore, it is of interest to find convergence rates of the different OAIS algorithms in terms of N and T . In [13], SGD OAIS was analysed and, under mild assumptions, was found to have rate $\mathcal{O}(1/N + \log T / N\sqrt{T})$. In order to streamline the discussion about the convergence of OAIS schemes, we introduce the notion of *adaptive rate*; if an OAIS algorithm has rate $\mathcal{O}(f(T)/N + 1/N)$ where $f(T) \rightarrow 0$ as $T \rightarrow \infty$, we say that the OAIS algorithm has adaptive rate $\mathcal{O}_a(f(T))$. If $f(T) \not\rightarrow 0$ as $T \rightarrow \infty$, we will say that the OAIS algorithm in question has no adaptive rate. Using this framework, SGD OAIS obtains an adaptive rate of $\mathcal{O}_a(\log T / \sqrt{T})$. Nevertheless, we remark that SGD OAIS can be sensitive to its parameters like the step-size. To give a simple example, consider $\pi \sim \mathcal{N}(\mu_\pi, \sigma^2)$ and $q_\theta \sim \mathcal{N}(\theta, \sigma^2)$ are both one-dimensional Gaussians with equal variance. In this case, we have $\rho(\theta) \propto \exp((\mu_\pi - \theta)^2)$. This loss function and its gradients may become explosive depending on the step-size.

Evolution of SGD OAIS proposal parameters (Gaussian target)

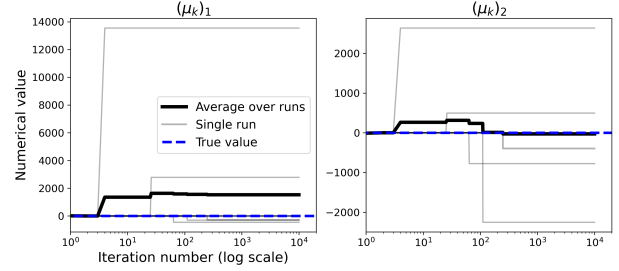


Fig. 1: The divergence of SGD with a decreasing step-size $t_k = 10^{-4} / \sqrt{k+1}$. We plot here the entries of μ_k over time when using SGD OAIS. Covariance entries exhibit similar behaviour.

A more general example on 2D Gaussians is demonstrated in Figure 1 where the optimisation process diverges. This motivates the introduction of AdaOAIS using adaptive optimisers, which are typically much more stable than SGD in terms of sensitivity.

To arrive at AdaOAIS, an empirically faster and more numerically stable class of OAIS algorithms, we first introduce adaptive optimisers. Adaptive optimisers are a type of optimisers that keep track of previous gradient estimates to prevent an anomalous gradient estimate from destabilising the optimisation routine. Formally, this is achieved by computing regular or heavy-ball *momentum* terms at each iteration [28]. These momentum terms are then used to smoothen out any effects an anomalous gradient estimate may incur on the procedure. The two most popular adaptive optimisers are Adam [27], which employs both regular and heavy-ball terms, and AdaGrad [26], which only uses regular momentum.

III. ADAPTIVELY OPTIMISED AIS (ADAOAIS)

Adaptively Optimised AIS (AdaOAIS) techniques use adaptive optimisers to find the optimal proposal distribution. In this work, we mainly focus on the scenarios where Adam and AdaGrad are utilized to fine-tune the proposal's parameter, θ . We call Adam OAIS and AdaGrad OAIS the OAIS algorithms that use Adam and AdaGrad to update θ , respectively. We now give the parameter update rules for the AdaOAIS algorithms in terms of $\mathcal{T}(\theta_k)$, following the notation used in Algorithm 1. Let $g_k := g(\theta_k)$.

Adam OAIS. Adam OAIS method uses Adam optimiser to update the parameter. In other words, we define $\mathcal{T}_{\text{Adam}}(\theta_k)$

$$\mathcal{T}_{\text{Adam}}(\theta_k) = \theta_k - t_k \odot (\hat{m}_{k+1} \odot (\sqrt{\hat{v}_{k+1}} + \varepsilon))$$

where $\forall k \geq 0$:

$$\begin{aligned} m_{k+1} &= \beta_1 \odot m_k + (1 - \beta_1) \odot g_k \\ \hat{m}_{k+1} &= m_{k+1} \odot (1 - \beta_1^{k+1}) \\ v_{k+1} &= \beta_2 \odot v_k + (1 - \beta_2) \odot g_k^{\odot 2} \\ \hat{v}_{k+1} &= v_{k+1} \odot (1 - \beta_2^{k+1}) \end{aligned}$$

and $m_0, v_0 = 0$. The parameter ε is used to avoid any numerical errors; in Adam OAIIS we take $\varepsilon = 10^{-8}$.

AdaGrad OAIIS. Similarly, the update rule for AdaGrad OAIIS is defined using the AdaGrad optimiser:

$$\mathcal{T}_{\text{AdaGrad}}(\theta_k) = \theta_k - t_k \odot (g_k \odot (\text{diag}(\sqrt{G_k} + \varepsilon I))),$$

where $\forall k \geq 0$ and

$$G_k = \sum_{n=1}^k g_n g_n^\top.$$

Once more, we take $\varepsilon = 10^{-8}$ for numerical stability.

IV. CONVERGENCE RATES

We introduce the necessary assumptions first.

Assumption 1. $R(\theta)$ is μ -strongly convex and L -smooth.

Assumption 1 is motivated by the fact that R is in general convex when q_θ belongs to the exponential family [13], [23]. In certain cases, μ -strong convexity holds (e.g. for two Gaussians with equal variance). For ease of analysis, we keep the strong-convexity assumption, as the analysis below can be adapted for the convex case.

Assumption 2. $g(\theta)$ is an unbiased estimator of $\nabla R(\theta)$ and is almost surely bounded, i.e. $\exists K, \varepsilon > 0$ such that:

$$\|g(\theta)\|_\infty \leq K - \sqrt{\varepsilon} \quad a.s.$$

Using these assumptions, we are now prepared to give our first result.

Theorem 1. (Adam OAIIS) Suppose that Assumption 1 holds for $R(\theta)$ and that Assumption 2 holds for $g(\theta)$. Let θ_k be the iterates generated by running Adam OAIIS with hyperparameters $t_k = \alpha$, $\beta_2 \in (0, 1)$, $\beta_1 \in (0, \beta_2)$ and $\varepsilon > 0$ for $T \geq k$ iterations starting at θ_0 , where $T \geq \beta_1/(1 - \beta_1)$. Let $(\theta_k)_{k \geq 1}$ be the iterates generated after k iterations of Adam OAIIS Then the following bound holds:

$$\begin{aligned} \min_{k \in [T]} \mathbb{E} [|(\phi, \pi) - (\phi, \pi_{\theta_k}^N)|^2] &\leq \frac{4K \|\phi\|_\infty^2}{\alpha \mu Z^2} \frac{R(\theta_0) - R(\theta^*)}{N(\tilde{T} + 1)} \\ &+ \frac{4E \|\phi\|_\infty^2}{N(\tilde{T} + 1) Z^2} \left[\log \left(1 + \frac{K^2}{(1 - \beta_2)\varepsilon} \right) - (T + 1) \log(\beta_2) \right] \\ &+ \frac{4 \|\phi\|_\infty^2 R(\theta^*)}{Z^2 N} \end{aligned}$$

where $E = E(R, L, d, t, \beta_1, \beta_2, \mu)$ and $\tilde{T} = T - \frac{\beta_1}{1 - \beta_1}$.

Proof. See Appendix. \square

We see that the rate of Adam OAIIS is $\mathcal{O}(1/N + f_1(T)/N)$. However, note that as $T \rightarrow \infty$, $f_1(T) \not\rightarrow 0$ due to the $(T + 1)$ term present in front of $\log \beta_2$; this implies that Adam OAIIS does not have an adaptive rate. Furthermore, if we let $T \rightarrow \infty$ we recover another term in addition to the term present in Theorem 1. Next, we also provide rates for AdaGrad OAIIS below which does not suffer from this problem.

Theorem 2. (AdaGrad OAIIS) Suppose that Assumption 1 holds for $R(\theta)$ and that Assumption 2 holds for $g(\theta)$. Let θ_k be

the iterates generated by running AdaGrad OAIIS with constant learning rate $t_k = \alpha$. Then the following bound holds:

$$\begin{aligned} \min_{k \in [T]} \mathbb{E} [|(\phi, \pi) - (\phi, \pi_{\theta_k}^N)|^2] &\leq \frac{4 \|\phi\|_\infty^2}{\mu \alpha Z^2} \frac{R(\theta_0) - R(\theta^*)}{N \sqrt{T + 1}} \\ &+ \frac{(8dK^2 + 2\alpha dKL) \|\phi\|_\infty^2}{\mu Z^2 N \sqrt{T + 1}} \log \left(1 + \frac{(T + 1)K^2}{\varepsilon} \right) \\ &+ \frac{4 \|\phi\|_\infty^2 R(\theta^*)}{Z^2 N} \end{aligned}$$

Proof. See Appendix. \square

In this case, writing the convergence rate of AdaGrad OAIIS as $\mathcal{O}(1/N + f_2(T)/N)$ results in $f_2(T) \rightarrow 0$ as $T \rightarrow \infty$. Therefore, switching from Adam OAIIS to AdaGrad OAIIS allows us to recover an adaptive convergence rate, namely $\mathcal{O}_a(\log T/\sqrt{T})$. Observe that if in Theorem 1 the $\log \beta_2$ were removed, one would obtain a faster adaptive rate of $\mathcal{O}_a(1/T)$. This is as expected as it is known that, in general, Adam converges to the minimum faster than AdaGrad.

V. EXPERIMENTAL RESULTS

We now display some numerical results to empirically verify the bounds derived for the AdaOAIIS algorithms.

Experiment 1. Let $\pi(x) = \mathcal{N}(x; \mu_\pi, \Sigma_\pi)$ where:

$$\mu_\pi = \begin{bmatrix} 1 \\ -1 \end{bmatrix}, \quad \Sigma_\pi = \begin{bmatrix} 2 & -0.5 \\ -0.5 & 2 \end{bmatrix}.$$

We call this case the *Gaussian target* case. In this setting, the full parameter space is $\Theta = \mathbb{R}^2 \times \text{PD}^2$, where PD^2 is the cone of 2×2 positive-definite matrices. We estimate $\mathbb{E}_\pi[1_D(X)] = \mathbb{P}(X \in D)$, where $D = [-1, 1] \times [-1, 1]$. To achieve this, we use Normally distributed proposals – let $q_k(x) := q_{\theta_k}(x) = \mathcal{N}(x; \mu_k, \Sigma_k)$. We shall start with a Gaussian proposal $q_0(x) = \mathcal{N}(x; \mu_0, \Sigma_0)$, where:

$$\mu_0 = \begin{bmatrix} 10 \\ -10 \end{bmatrix}, \quad \Sigma_0 = \begin{bmatrix} 40 & 0 \\ 0 & 40 \end{bmatrix}.$$

For both algorithms, $N = 1000$ particles were used to construct the empirical measure at each iteration and 10 runs were performed to compute the MSE. Initially, SGD OAIIS was run with a learning rate of $t_k = 10^{-4}/\sqrt{k + 1}$ for $T = 10000$ iterations. Figure 1 shows the entries of μ_k as the iteration number increases. It can be easily seen that even with a small initial learning rate, SGD OAIIS might be numerically unstable.

Subsequently, Adam OAIIS and AdaGrad OAIIS were executed. Adam OAIIS was run as in Theorem 1, with $t_k = 0.01$, $\beta_1 = 0.9$, $\beta_2 = 0.999$ for $T = 30000$ iterations, whilst AdaGrad OAIIS was also run as in Theorem 2 with $t_k = 0.1$ for a total of $T = 30000$ iterations.

Figure 2 shows the evolution of the parameter entries for Adam and AdaGrad OAIIS. In these settings, it can be seen that the parameters evolve in a much more numerically stable manner, as the stray grey lines observed in the SGD OAIIS case are no longer present. Furthermore, both μ_k and Σ_k converge entry-wise to μ_π and Σ_π . Finally, observe that Adam OAIIS converges in a smoother way than AdaGrad OAIIS – this is due to the inclusion of heavy-ball momentum in Adam OAIIS, which smoothens the optimisation routine.

AdaO AIS parameter evolution, Gaussian target case

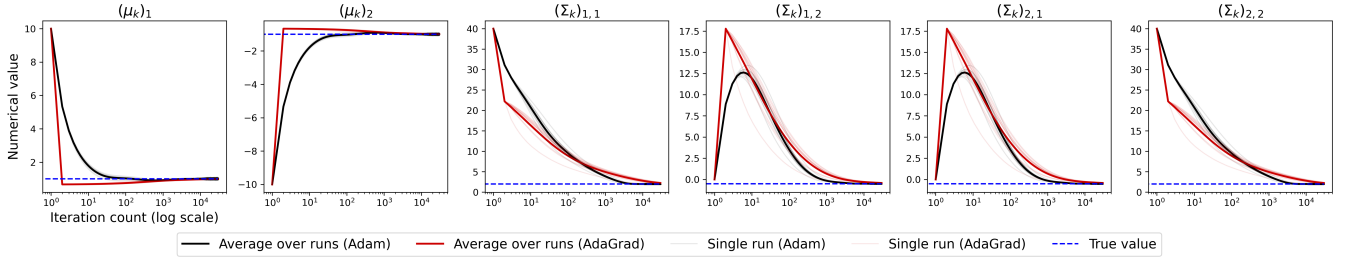


Fig. 2: Evolution of the parameters in Experiment 1 (Gaussian target). AdaO AIS entry-wise convergence of (μ_k, Σ_k) to (μ_π, Σ_π) can be seen in all entries of the mean vector and the covariance matrix. We see numerically stable convergence to the true parameter values.

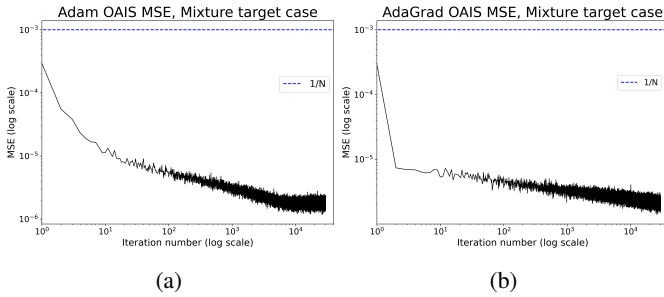


Fig. 3: The MSEs over iterations in Experiment 2 (Mixture target). A similar trend is observed in the Gaussian target case. (a) Adam O AIS. (b) AdaGrad O AIS.

Experiment 2. We now consider a mixture target π where a Gaussian proposal density initialised at q_0 was used to estimate $\mathbb{P}(X \in D)$, where $X \sim \pi$, q_0 and D are as in the Gaussian target case. The target considered is a bimodal Gaussian mixture with equal weights:

$$\pi(x) = w_1 \mathcal{N}(x; m_1, \Sigma_1) + w_2 \mathcal{N}(x; m_2, \Sigma_2),$$

where $m_1 = [3 \ 0]^\top$, $m_2 = [-3 \ 0]^\top$, $\Sigma_1 = \Sigma_2 = I_2$ and $w_1 = w_2 = 0.5$. We refer to this scenario as the *Mixture target case*. In this scenario, both Adam O AIS and AdaGrad O AIS were executed with a fixed learning rate of $t_k = 0.01$ and $t_k = 0.1$, respectively, for a total of $T = 30000$ iterations per run. Adam O AIS used the hyperparameters $\beta_1 = 0.9$ and $\beta_2 = 0.999$. To compute the MSE, 200 runs of the AdaO AIS algorithms were performed. Figures 3a and 3b show the MSE of AdamO AIS and AdaGradO AIS in the Mixture target case as a function of the iteration number. For all cases, the MSE is below $1/N$ for all iterations. As $1/N$ is a tighter bound than the one presented in Theorems 1 and 2, Figures 3a and 3b empirically verify Theorems 1 and 2.

Experiment 3. Finally, we consider a nontrivial scenario where AdaO AIS proves particularly useful. We aim at estimating $\mathbb{P}(X \in D)$, where $X \sim \text{LogitNormal}(x; 0, 1) = \pi(x)$ and $D = [0.25, 0.75]$. The Logit Normal distribution is a highly intractable distribution, and only recently analytic (but not closed) form of its moments [29] were derived. Crucially, the Logit Normal distribution does *not* belong to the exponential family of distributions. We use $q_\theta(x) = \text{Beta}(x; \alpha, \beta)$ where

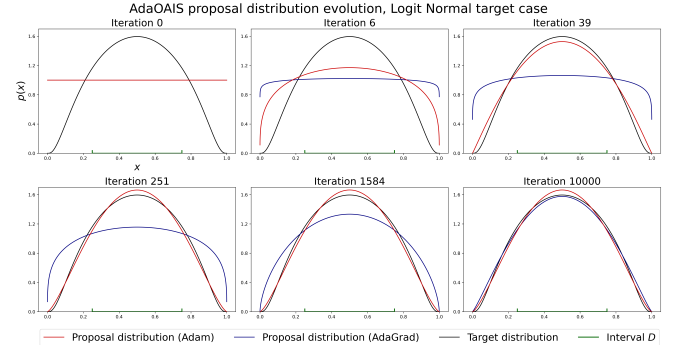


Fig. 4: The evolution of the proposals in Experiment 3 (Logit Normal target). The proposals were averaged over 100 runs.

$\theta = (\alpha, \beta)$, as the Logit Normal distribution is supported in $(0, 1)$ and the Beta distribution belongs to the exponential family of distributions, guaranteeing the existence of an optimal parameter θ^* . We choose $\theta_0 = (1, 1)$ and note that the parameter space is the cone $\Theta = \mathbb{R}_{>0} \times \mathbb{R}_{>0}$.

Once more, we empirically verify the efficacy of the AdaO AIS algorithms. We executed both Adam O AIS and AdaGrad O AIS for a total of $T = 10000$ iterations over 100 runs, using a learning rate of $t_k = 0.01$ for Adam O AIS and $t_k = 0.1$ for AdaGrad O AIS. Figure 4 shows the change in the proposals (averaged over all runs) at logarithmically-spaced iteration numbers. It can be seen that Adam O AIS proposals converge faster than the AdaGrad O AIS proposals to the target distribution.

VI. CONCLUSION

In this letter, we introduced a novel family of Adaptive Importance Sampling (AIS) techniques, AdaO AIS. We proved convergence rates for AdaO AIS and provided numerical examples which motivate the use of AdaO AIS and verified their theoretical bounds. Future works include providing similar results non-convex (general) $R(\theta)$ [14] or the use of similar adaptation steps within a particle filter to improve performance similar to nudging steps, e.g. [30].

REFERENCES

- [1] C. Robert and G. Casella, *Monte Carlo Statistical Methods*, 2nd ed. New York, NY: Springer, 2005.
- [2] C. Wierling, A. Kühn, H. Hache, *et al.*, “Prediction in the face of uncertainty: A Monte Carlo-based approach for systems biology of cancer treatment,” *Mutation Research/Genetic Toxicology and Environmental Mutagenesis*, vol. 746, no. 2, pp. 163–170, Aug. 2012.
- [3] C. H. J. Wang, S. K. Tan, and K. H. Low, “Three-dimensional (3D) Monte-Carlo modeling for UAS collision risk management in restricted airport airspace,” *Aerospace Science and Technology*, vol. 105, p. 105 964, Oct. 2020.
- [4] Z. He, “Sensitivity estimation of conditional value at risk using randomized quasi-Monte Carlo,” *European Journal of Operational Research*, vol. 298, no. 1, pp. 229–242, Apr. 2022.
- [5] O. Cappé, A. Guillin, J. M. M. Marín, and C. P. Robert, “Population Monte Carlo,” *Journal of Computational and Graphical Statistics*, vol. 13, pp. 907–929, 2004.
- [6] V. Elvira, L. Martino, D. Luengo, and M. F. Bugallo, “Improving population monte carlo: Alternative weighting and resampling schemes,” *Signal Processing*, vol. 131, pp. 77–91, 2017.
- [7] V. Elvira and E. Chouzenoux, “Optimized population monte carlo,” *IEEE Transactions on Signal Processing*, vol. 70, pp. 2489–2501, 2022.
- [8] O. Cappé, R. Douc, A. Guillin, J.-M. Marin, and C. P. Robert, “Adaptive importance sampling in general mixture classes,” *Statistics and Computing*, vol. 18, pp. 447–459, 2007.
- [9] L. Martino, V. Elvira, D. Luengo, and J. Corander, “Layered Adaptive Importance Sampling,” *Statistics and Computing*, vol. 27, no. 3, pp. 599–623, May 2015.
- [10] L. Martino, V. Elvira, and D. Luengo, “Anti-tempered layered adaptive importance sampling,” in *2017 22nd International Conference on Digital Signal Processing (DSP)*, IEEE, 2017, pp. 1–5.
- [11] A. Mousavi, R. Monsefi, and V. Elvira, “Hamiltonian adaptive importance sampling,” *IEEE Signal Processing Letters*, vol. 28, pp. 713–717, 2021.
- [12] V. Elvira, É. Chouzenoux, Ö. D. Akyildiz, and L. Martino, “Gradient-based adaptive importance samplers,” *Journal of the Franklin Institute*, 2023.
- [13] Ö. D. Akyildiz and J. Míguez, “Convergence rates for optimised adaptive importance samplers,” *Statistics and Computing*, vol. 31, no. 2, 2021.
- [14] Ö. D. Akyildiz, “Global convergence of optimized adaptive importance samplers,” Jan. 2022.
- [15] V. Elvira, L. Martino, D. Luengo, and M. F. Bugallo, “Efficient multiple importance sampling estimators,” *IEEE Signal Processing Letters*, vol. 22, no. 10, pp. 1757–1761, 2015.
- [16] V. Elvira, L. Martino, D. Luengo, and M. F. Bugallo, “Generalized multiple importance sampling,” *Statistical Science*, vol. 34, no. 1, pp. 129–155, 2019.
- [17] M. F. Bugallo, V. Elvira, L. Martino, D. Luengo, J. Míguez, and P. M. Djuric, “Adaptive Importance Sampling: The past, the present, and the future,” *IEEE Signal Processing Magazine*, vol. 34, no. 4, 2017.
- [18] S. Agapiou, O. Papaspiliopoulos, D. Sanz-Alonso, and A. M. Stuart, “Importance Sampling: Intrinsic Dimension and Computational Cost,” *Statistical Science*, vol. 32, no. 3, pp. 405–431, 2017.
- [19] B. Arouna, “Robbins–Monro algorithms and variance reduction in finance,” *Journal of Computational Finance*, vol. 7, pp. 35–61, 2003.
- [20] B. Arouna, “Adaptative Monte Carlo Method, A Variance Reduction Technique,” in *Monte Carlo Methods Appl.*, 2004.
- [21] R. Kawai, “Adaptive Monte Carlo Variance Reduction for Lévy Processes with Two-Time-Scale Stochastic Approximation,” *Methodology and Computing in Applied Probability*, vol. 10, pp. 199–223, 2008.
- [22] B. Lapeyre and J. Lelong, “A framework for adaptive Monte Carlo procedures,” in *Monte Carlo Methods Appl.*, 2010.
- [23] E. K. Ryu and S. P. Boyd, “Adaptive Importance Sampling via Stochastic Convex Programming,” *arXiv: Methodology*, 2014.
- [24] R. Kawai, “Acceleration on Adaptive Importance Sampling with Sample Average Approximation,” *SIAM J. Sci. Comput.*, vol. 39, 2017.
- [25] R. Kawai, “Optimizing Adaptive Importance Sampling by Stochastic Approximation,” *SIAM Journal on Scientific Computing*, vol. 40, no. 4, A2774–A2800, 2018.
- [26] J. Duchi, E. Hazan, and Y. Singer, “Adaptive Subgradient Methods for Online Learning and Stochastic Optimization,” *J. Mach. Learn. Res.*, vol. 12, no. null, pp. 2121–2159, Jul. 2011.
- [27] D. P. Kingma and J. Ba, “Adam: A Method for Stochastic Optimization,” *CoRR*, vol. abs/1412.6980, 2014.
- [28] B. T. Polyak, “Some methods of speeding up the convergence of iteration methods,” *USSR Computational Mathematics and Mathematical Physics*, vol. 4, no. 5, pp. 1–17, 1964.
- [29] J. B. Holmes and M. R. Schofield, “Moments of the logit-normal distribution,” *Communications in Statistics - Theory and Methods*, vol. 51, no. 3, pp. 610–623, Feb. 2022.
- [30] Ö. D. Akyildiz and J. Míguez, “Nudging the particle filter,” *Statistics and Computing*, vol. 30, pp. 305–330, 2020.
- [31] B. T. Polyak, “Gradient methods for the minimisation of functionals,” *USSR Computational Mathematics and Mathematical Physics*, vol. 3, no. 4, pp. 864–878, Jan. 1963.
- [32] A. Défossez, L. Bottou, F. R. Bach, and N. Usunier, “A Simple Convergence Proof of Adam and Adagrad,” *Trans. Mach. Learn. Res.*, vol. 2022, 2020.

APPENDIX

Proof of Theorem 1. Let \mathcal{F}_n^A be the filtration generated by running Adam OAS for n steps. Using Lemma 1 and taking conditional expectations with respect to \mathcal{F}_{k-1}^A gives:

$$\begin{aligned} \mathbb{E} [|(\phi, \pi) - (\phi, \pi_{\theta_k}^N)|^2 | \mathcal{F}_{k-1}^A] &= |(\phi, \pi) - (\phi, \pi_{\theta_k}^N)|^2 \\ &\leq \frac{4\|\phi\|_\infty^2 R(\theta_k)}{Z^2 N} \end{aligned}$$

Adding and subtracting $\frac{4\|\phi\|_\infty^2 R(\theta^*)}{Z^2 N}$ to the RHS we obtain and taking expectations once more yields:

$$\begin{aligned} \min_{k \in [T]} \mathbb{E} [|(\phi, \pi) - (\phi, \pi_{\theta_k}^N)|^2] \\ \leq \frac{4\|\phi\|_\infty^2}{Z^2 N} \min_{k \in [T]} \mathbb{E} [R(\theta_k) - R(\theta^*)] + \frac{4\|\phi\|_\infty^2 R(\theta^*)}{Z^2 N} \quad (2) \end{aligned}$$

Finally, observe that as $R(\theta)$ is μ -strongly convex by Assumption 1, it satisfies the Polyak-Łojasiewicz inequality [31], and thus $\forall n \in [T]$:

$$\min_{k \in [T]} \mathbb{E} [R(\theta_k) - R(\theta^*)] \leq \frac{1}{2\mu} \mathbb{E} [\|\nabla R(\theta_n)\|_\Theta^2]$$

By Assumption 2, one can apply Theorem 4 of [32] together with the inequality above to yield:

$$\begin{aligned} \min_{k \in [T]} \mathbb{E} [R(\theta_k) - R(\theta^*)] &\leq \frac{K}{\alpha\mu} \frac{R(\theta_0) - R(\theta^*)}{T+1} \\ &+ E' \left(\frac{1}{T+1} \log \left(1 + \frac{K^2}{(1-\beta_2)\varepsilon} \right) - \frac{T+1}{T+1} \log(\beta_2) \right) \end{aligned}$$

Where E is a constant depending only on $K, L, d, t, \beta_1, \beta_2$ and μ and $T = T - \frac{\beta_1}{1-\beta_1}$.

Plugging this into (2) gives the desired inequality:

$$\begin{aligned} \min_{k \in [T]} \mathbb{E} [|(\phi, \pi) - (\phi, \pi_{\theta_k}^N)|^2] &\leq \frac{4K\|\phi\|_\infty^2}{\alpha\mu Z^2} \frac{R(\theta_0) - R(\theta^*)}{N(T+1)} \\ &+ \frac{4E\|\phi\|_\infty^2}{N(T+1)Z^2} \left[\log \left(1 + \frac{K^2}{(1-\beta_2)\varepsilon} \right) - (T+1) \log(\beta_2) \right] \\ &+ \frac{4\|\phi\|_\infty^2 R(\theta^*)}{Z^2 N} \end{aligned}$$

□

Proof of Theorem 2. Let \mathcal{F}_n^{AG} be the filtration generated by running AdaGrad OAS for n steps. Using Lemma 1 and taking conditional expectations with respect to \mathcal{F}_{k-1}^A gives:

$$\begin{aligned} \mathbb{E} [|(\phi, \pi) - (\phi, \pi_{\theta_k}^N)|^2 | \mathcal{F}_{k-1}^{AG}] &= |(\phi, \pi) - (\phi, \pi_{\theta_k}^N)|^2 \\ &\leq \frac{4\|\phi\|_\infty^2 R(\theta_k)}{Z^2 N} \end{aligned}$$

Once more, adding and subtracting $\frac{4\|\phi\|_\infty^2 R(\theta^*)}{Z^2 N}$ to the RHS we obtain and taking expectations gives:

$$\begin{aligned} \min_{k \in [T]} \mathbb{E} [|(\phi, \pi) - (\phi, \pi_{\theta_k}^N)|^2] \\ \leq \frac{4\|\phi\|_\infty^2}{Z^2 N} \min_{k \in [T]} \mathbb{E} [R(\theta_k) - R(\theta^*)] + \frac{4\|\phi\|_\infty^2 R(\theta^*)}{Z^2 N} \quad (3) \end{aligned}$$

Again, as $R(\theta)$ is μ -strongly convex by Assumption 1, it also the Polyak-Łojasiewicz inequality [31], and thus $\forall n \in [T]$:

$$\min_{k \in [T]} \mathbb{E} [R(\theta_k) - R(\theta^*)] \leq \frac{1}{2\mu} \mathbb{E} [\|\nabla R(\theta_n)\|_\Theta^2]$$

By Assumption 2, one can apply Theorem 1 of [32] together with the inequality above to yield:

$$\begin{aligned} \min_{k \in [T]} \mathbb{E} [R(\theta_k) - R(\theta^*)] &\leq K \frac{R(\theta_0) - R(\theta^*)}{\mu\alpha\sqrt{T+1}} \\ &+ \frac{4dK^2 + \alpha dKL}{2\mu\sqrt{T+1}} \log \left(1 + \frac{(T+1)K^2}{\varepsilon} \right) \end{aligned}$$

Finally, plugging the above inequality into (3) yields the final result:

$$\begin{aligned} \min_{k \in [T]} \mathbb{E} [|(\phi, \pi) - (\phi, \pi_{\theta_k}^N)|^2] &\leq \frac{4\|\phi\|_\infty^2}{\mu\alpha Z^2} \frac{R(\theta_0) - R(\theta^*)}{N\sqrt{T+1}} \\ &+ \frac{(8dK^2 + 2\alpha dKL)\|\phi\|_\infty^2}{\mu Z^2 N\sqrt{T+1}} \log \left(1 + \frac{(T+1)K^2}{\varepsilon} \right) \\ &+ \frac{4\|\phi\|_\infty^2 R(\theta^*)}{Z^2 N} \end{aligned}$$

□