

# Multi-Modal Discussion Transformer: Integrating Text, Images and Graph Transformers to Detect Hate Speech on Social Media

Liam Hebert<sup>1</sup>, Gaurav Sahu<sup>1</sup>, Yuxuan Guo<sup>1</sup>, Nanda Kishore Sreenivas<sup>1</sup>,  
Lukasz Golab<sup>1</sup>, Robin Cohen<sup>1</sup>

<sup>1</sup>University of Waterloo  
liam.hebert@uwaterloo.ca

## Abstract

We present the Multi-Modal Discussion Transformer (mDT), a novel multi-modal graph-based transformer model for detecting hate speech in online social networks, such as Reddit discussions. In contrast to traditional comment-only methods, our approach to labelling a comment as hate speech involves a holistic analysis of text and images grounded in the discussion context. This is done by leveraging graph transformers to capture the contextual relationships in the entire discussion surrounding a comment and grounding the interwoven fusion layers that combine individual comments' text and image embeddings instead of processing modalities separately. We compare the performance of our model to baselines that only process individual comments and conduct extensive ablation studies. To evaluate our work, we present a new dataset, *HatefulDiscussions*, comprising complete multi-modal discussions from multiple online communities on Reddit. We conclude with future work for multimodal solutions to deliver social value in online contexts, arguing that capturing a holistic view of a conversation significantly advances the effort to detect anti-social behaviour.

## Introduction

Social media have democratized public discourse, enabling users worldwide to freely express their opinions and thoughts. As of 2023, the social media giant Meta has reached 3 billion daily active users across its platforms (Meta 2023). While this level of connectivity and access to information is undeniably beneficial, it has also resulted in the alarming rise of hate speech (Das et al. 2020). This pervasive spread of hateful rhetoric has caused significant emotional harm to its targets (Vedeler, Olsen, and Eriksen 2019), triggered social divisions and polarization (Waller and Anderson 2021), and has caused substantial harm to the mental health of users (Wachs, Gámez-Guadix, and Wright 2022). There is an urgent need for a comprehensive solution to automate the process of identifying hate speech, as a critical first step towards combatting this alarming practice.

Initially, automated hate speech detection models were limited to text-only approaches such as *HateXplain* (Mathew et al. 2021), which classify the text of individual comments. Such methods have two significant weaknesses. First, social media comments have evolved to include images, which can influence the context of the accompanying text. For instance, a text comment may be innocuous when taken alone, but the

inclusion of an image may transform it into a hateful remark. Second, hate speech is contextual. Social media comments are often conversational and are influenced by other comments within the discussion thread. For example, a seemingly innocuous comment such as "That's gross!" can become hateful in a discussion about immigration or minority issues.

Ongoing research to address these weaknesses includes multi-modal transformers such as ViIT (Kim, Son, and Kim 2021) that combine images and text for a richer representation of comments, but they do not account for the contextual nature of hate speech. Hebert, Golab, and Cohen (2022) address the concern of modelling discussion context utilizing graph neural networks, but they do not discuss how to integrate the interpretation of images within hateful social media discussions. Furthermore, the sequential nature of the proposed architecture prevents text embeddings from being grounded in relation to other comments in a graph. That is, the initial semantic content encoded by a comment embedding may differ when considered with different sets of comments versus in isolation.

To overcome the limitations of the existing methods, we propose the Multi-Modal Discussion Transformer (mDT), a method to holistically encode comments in relation to the multi-modal discussion context for hate speech detection. We also present a novel dataset, *HatefulDiscussions*, containing complete multi-modal discussion graphs from various Reddit communities and a diverse range of hateful behaviour, to evaluate our work.

We compare mDT against comment-only and graph methods and conduct an ablation study on the various components of our architecture. We then conclude by discussing the potential for our model to deliver social value in online contexts by effectively identifying and combating anti-social behaviour in online communities. We also propose future work towards more advanced multi-modal solutions that can better capture the nuanced nature of online communication and behaviour, and that can adapt to the ever-changing landscape of social media.

To summarize our contributions: **1)** We propose a novel fusion mechanism as the core of mDT that interweaves multi-modal fusion layers with graph transformer layers, allowing for multi-modal comment representations that are actively grounded in the discussion context. **2)** We propose a

novel graph structure encoding specific to the conversational structure of social media discussions. **3)** We introduce a new dataset of 8266 annotated discussions, totalling 18359 labelled comments, with complete discussion trees and images to evaluate the effectiveness of mDT. We focus on the social platform Reddit in our work, which consists of branching tree discussions. Our codebase and datasets can be found in our supplemental material<sup>1</sup> and will be open-sourced upon acceptance.

## Related Work

Transformer-based text encoding models such as BERT have brought significant improvements to natural language processing due to their ability to effectively capture textual semantics (Devlin et al. 2019). Inspired by these developments, methods such as HateXplain (Mathew et al. 2021) and HateBERT (Caselli et al. 2021) have been introduced to discern hateful comments on social platforms, focusing on text, alone. The effectiveness of these efforts is intrinsically tied to the diversity of datasets they are trained on. For instance, HateXplain utilized a specialized dataset sourced from diverse social platforms like Twitter and Gab, emphasizing interpretable hate speech detection. Other noteworthy datasets include Gong et al. (2021), studying heterogeneous hate speech (comments containing mixed abusive and non-abusive language); Founta et al. (2018), and which crowdsourced annotation of Twitter abusive content. Finally, Zampieri et al. (2019) collected hateful Twitter posts collated through a collaborative semi-supervised approach.

While text is essential, images also significantly contribute to grasping the semantic context. CLIP introduced an approach to align text and image representations via contrastive pre-training (Radford et al. 2021). ViLBERT (Lu et al. 2019) conceptualized distinct transformers for each modality—images and text, which are then amalgamated through co-attentional transformer layers. Subsequent works like ViT (Kim, Son, and Kim 2021) and Nagrani et al. (2021) have devised novel inter-modality fusion mechanisms, unifying both modality transformers into one. This integration of multi-modal language grounding has also enriched hate speech detection, as evidenced by the Hateful-Memes challenge (Kiela et al. 2020). Additional works like Liang et al. (2022) employ graph convolutional networks to merge text and images, with a primary aim of sarcasm detection. Meanwhile, Sahu, Cohen, and Vechtomova (2021) leverage generative adversarial networks to encode these modalities, facilitating congruent representations of comments. Cao et al. (2022) pursue a unique strategy by mapping the paired image to text descriptors, appending the comment text, and then predicting with a generative language model. Finally, (Singh et al. 2022) incorporate image and text representations of product reviews to accurately disambiguate complaints.

Despite the progress, many of these techniques overlook a vital modality: the context of discussions. The prevailing emphasis remains on formulating datasets and techniques

<sup>1</sup>Details regarding software licenses and hardware configuration can also be found in the supplemental material

that analyze singular comments, bypassing the contextual significance of the prior discussion. Drawing inspiration from Graphormer (Ying et al. 2022)—a graph transformer network tailored for molecular modelling—Hebert, Golab, and Cohen (2022) proposed an architecture that consolidates learned comment representations using Graphormer, trained to predict the trajectory of hateful discussions. However, this work has its limitations; it neglects the influence of images and, owing to the absence of complete discussion-focused hate speech datasets, resorts to approximating ground truth labels using a ready-made external classifier. Our work addresses both of these limitations, with the addition of interleaving comment and discussion layers, as well as human ground truth data.

## Methodology

### Multi-Modal Discussion Transformer (mDT)

The mDT architecture consists of three components: Initial Pre-Fusion, Modality Fusion, and Graph Transformer (Figure 1). The description below expands upon the operations that assist with hate detection and outlines the inherently holistic nature of our solution.

**Initial Pre-Fusion** Given a discussion  $D$  with comments  $c \in D$ , each represented with text  $t_c$  and optional image  $i_c$ , we start by leveraging pre-trained BERT and ViT models to encode text and images, respectively. Both models consist of  $N$  layers with the same hidden dimension of  $d$ . In our experiments, we utilized BERT-base and ViT-base, which both have  $N = 16$  layers and  $d = 768$  hidden dimensions. Given these models, the Initial Pre-Fusion step consists of the first  $K$  layers of both models with gradients disabled (frozen), denoted as

$$t_c^k = BERT_{init}(t_c), i_c^k = ViT_{init}(i_c)$$

where  $K < N$ . This step encodes a foundational understanding of the images and text that make up each comment.

**Modality Fusion** After creating initial text and image embeddings  $t_c, i_c$  for all comments  $c \in D$  in the discussion, we move to the Modality Fusion step. To encode inter-modality information, we adopt the bottleneck mechanism proposed by Nagrani et al. (2021). We concatenate  $b$  shared modality bottleneck tokens  $B \in R_{b \times d}$  to  $t_c$  and  $i_c$ , transforming the input sequence to  $[t_c^k || B], [i_c^k || B]$ . We then define a modality fusion layer  $l$  as

$$\begin{aligned} [t_c^{l+1} || B_{t,c}^{l+1}] &= BERT_l([t_c^l || B_c^l]) \\ [i_c^{l+1} || B_{i,c}^{l+1}] &= ViT_l([i_c^l || B_c^l]) \\ B_c^{l+1} &= Avg(B_{t,c}^{l+1}, B_{i,c}^{l+1}) \end{aligned}$$

where both modalities can only share information through the  $B$  bottleneck tokens. This design forces both modalities to compress information to a limited set of tokens, improving performance and efficiency. If there are no images attached to a comment then  $B^{l+1} = B_t^{l+1}$ .

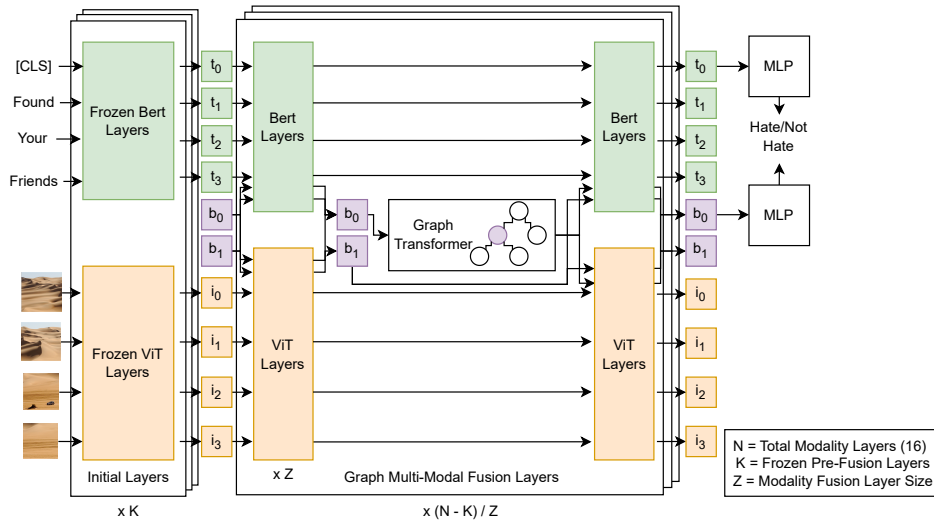


Figure 1: Multi-Modal Discussion Transformer

**Graph Transformer** Then, after  $Z (< (N-K))$  modality fusion layers, we deploy Graph Transformer layers to aggregate contextual information from the other comments in the discussion. Given that the tokens in  $B_c$  encode rich inter-modality information, we innovate by leveraging these representations to represent the nodes in our discussion graph. Using  $b_c^0 \in B_c$  to represent each comment  $c \in D$ , we aggregate each embedding using a transformer model to incorporate discussion context from other comments. Our novel utilization of bottleneck tokens to represent graph nodes allows modality models to maintain a modality-specific pooler token ([CLS]) as well as a graph context representation ( $b_0$ ).

Since transformer layers are position-independent, we include two learned structure encodings. The first is Centrality Encoding, denoted  $z$ , which encodes the degree of nodes in the graph (Ying et al. 2022). Since social media discussion graphs are directed, the degree of comments is equivalent to the number of replies a comment receives plus one for the parent node. We implement this mechanism as

$$h_c^{(0)} = b_c^0 + z_{deg(c)}$$

where  $h_c^{(0)}$  is the initial embedding of  $b_c^0$  in the graph and  $z_{deg(c)}$  is a learned embedding corresponding to the degree  $deg(c)$  of the comment.

The second structure encoding is Spatial Encoding, denoted  $s_{(c,v)}$ , which encodes the structural relationship between two nodes  $c, v$  in the graph. This encoding is added as an attention bias term during the self-attention mechanism. That is, we compute the self attention  $A_{(c,v)}$  between nodes  $c, v$  as

$$A_{(c,v)} = \frac{(h_c \times W_Q)(h_v \times W_K)}{\sqrt{d}} + s_{(c,v)}$$

where  $W_Q$  and  $W_K$  are learned weight matrices and  $d$  is the hidden dimension of  $h$ .

In previous graph transformer networks,  $s_{(c,v)}$  is encoded as a learned embedding representing the shortest dis-

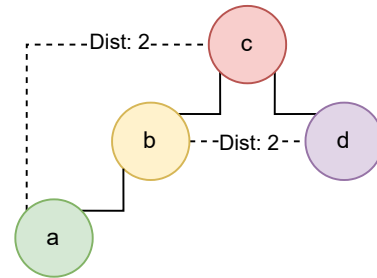


Figure 2: Example Discussion Structure. Each node in the discussion tree represents a comment. The shortest distance between (a, c) and (b, d) is equivalent, demonstrating a lack of expressiveness towards hierarchy.

tance between  $c, v$  in the graph (Ying et al. 2022; Hebert, Golab, and Cohen 2022). However, this metric does not lend itself well to the hierarchical structure of discussions, where equivalent distances can represent different interactions. This is best seen in the example discussion illustrated in Figure 2. When utilizing the shortest distance to encode structure, the distance between nodes  $a$  and  $c$  is the same as the distance between nodes  $b$  and  $d$  in this graph. However,  $b$  and  $d$  represent direct replies to the same parent post whereas  $a$  is two comments underneath  $c$ .

To account for this, we propose a novel hierarchical spatial encoding based on Cantor’s pairing function. Cantor’s pairing function uniquely maps sets of two numbers into a single number  $\mathbb{N} \times \mathbb{N} \rightarrow \mathbb{N}$ . We utilize this function to encode structure as follows: Given comments  $a$  and  $b$ , we first calculate the number of hops upward  $u_{(a,b)}$  and hops downward  $d_{(a,b)}$  to reach  $b$  from  $a$ . In the example above, the distance between  $a$  and  $d$  is  $u_{(a,b)} = 2, d_{(a,b)} = 1$ . We then compress both numbers into a single index using the proposed

position-independent variant of Cantor’s pairing:

$$\begin{aligned} s_{(c,v)} &= s_{(v,c)} \\ &= \text{Cantors}(u, d) \\ &= \frac{(u + d)(u + d + 1)}{2} + \min(u, d) \end{aligned}$$

This uniquely maps  $\mathbb{N} \times \mathbb{N} \rightarrow \mathbb{N}$  such that  $s_{c,v} = s_{v,c}$ . We utilize this function to index learned spatial embeddings in the self-attention mechanism.

After  $G$  graph transformer layers, the final representation of  $h_c^G$  replaces  $b_c^0$  for the next set of  $Z$  modality fusion layers. We denote the combination of  $Z$  Modality Fusion and  $G$  Graph Transformer layers as a Graph Multi-Modal Fusion module. Finally, after  $(N - K)/Z$  Graph Multi-Modal Fusion modules, we predict logits using the final embedding of  $b_c^0$  and the [CLS] embedding of  $t_c$ . This novel interweaving of graph transformer layers and fusion layers through modality bottleneck tokens ensures that fusion models create representations that are grounded in the discussion context. Notably, this differs from previous approaches that utilize graph neural networks, which sequentially process individual comments before applying a set of graph layers.

### HatefulDiscussions Dataset

In order to train our proposed architecture, we require a dataset that comprises complete multi-modal discussion graphs. Furthermore, we wanted to train our model on large discussions comprising many comments from different communities. However, many previous datasets used by other works (Mathew et al. 2021; Zampieri et al. 2019; Kiela et al. 2020) consist only of individual labelled comments and are predominately text-only. To address this issue, we curated an expansive novel benchmark comprising multiple datasets that used human annotators, which we augment to include complete multi-modal discussion graphs. Our final dataset comprises 8266 discussions with 18359 labelled comments, originating from 850 different communities.

The first type of hate speech included in our benchmark is Identity-Directed and Affiliation-Directed Abuse. To capture this specific type of hate speech, we retrieved labelled examples from the Contextual Abuse Dataset (CAD) developed by Vidgen et al. (2021a). According to the authors, Identity-Directed abuse refers to content containing negative statements against a social category, encompassing fundamental aspects of individuals’ community and socio-demographics, such as religion, race, ethnicity, and sexuality, among others. On the other hand, Affiliation-Directed abuse is defined as content expressing negativity toward an affiliation, which is described as a voluntary association with a collective, such as political affiliation and occupations (Vidgen et al. 2021a). We selected both these forms of abuse from CAD due to the similarity in their definitions—abuse that is directed at aspects of a person’s identity rather than a specific individual directly.

Next, the inclusion of slurs forms the second type of hateful content within our dataset, sampled from the Slurs corpus (Kurrek, Saleem, and Ruths 2020). It is crucial to acknowledge that historically derogatory slurs can undergo re-appropriation by certain communities, such as the n-slur in

Label	Count
Derogatory Slur (DEG)	4297
Not Derogatory Slur (NDG)	2401
Homonym (HOM)	364
LTI Normal	4116
LTI Hate	1313
CAD Neutral	4892
CAD Identity Directed Abuse	701
CAD Affiliation Directed Abuse	275
Normal	11773
Hateful	6586

Table 1: Label Distribution of the Hateful Discussions Dataset

African American Vernacular, transforming them into non-derogatory terms. Therefore, we hypothesize that understanding the contextual nuances surrounding the use of slurs becomes essential in distinguishing between non-derogatory and derogatory instances.

The last type of hateful content we include is person-directed abuse, hate speech or offensive content that specifically targets and attacks an individual or a group of individuals. To include examples of this kind of abuse requiring context to understand, we source labelled examples from the Learning to Intervene (LTI) dataset by Qian et al. (2019).

For each labelled comment, we retrieved the corresponding complete discussion tree using the Pushshift Reddit API and downloaded all associated images<sup>2</sup>. To refine our dataset, we filtered out conversations without any images and constrained comments to have a maximum degree of three and conversations to have a maximum depth of five. By trimming the size of the discussion tree, we reduce computational complexity and focus the discussion on the most relevant parts of the conversation (Parmentier et al. 2021). It is important to note that the majority of the images appear in the discussion context, such as the root post, rather than directly attached to labelled comments. In our case, only 424 labelled instances have an image attached, but all 8000 discussions have an image in the prior context. Therefore, comment-only multi-modal models (only text + images) are unsuitable for evaluation on this task.

In order to train our models, we map each of the retrieved labels to either Hateful or Normal and treat the problem as a binary classification. The final distribution of each label can be seen in Table 1.

## Results

### Experimental Setup

In our experiments, we conduct a 7-fold stratified cross-validation (equivalent to a 14% test split) with a fixed seed

<sup>2</sup>At the time of writing, Reddit has suspended all access to the Pushshift API; however, our dataset contains complete metadata and graphs.

Method	Acc.	Pre.	Rec.	F1
BERT-HateXplain	0.742	0.763	0.742	0.747
Detoxify	0.687	0.679	0.696	0.677
RoBERTA Dynabench	0.811	0.822	0.811	0.814
BERT-HatefulDiscuss	0.858	0.858	0.858	0.858
Graphormer	0.735	0.594	0.759	0.667
mDT (ours)	<b>0.880*</b>	<b>0.880*</b>	<b>0.880*</b>	<b>0.877*</b>

Table 2: Performance of mDT against Text-Only Methods. \* denotes statistical significance (p-value < 0.05)

Bottleneck Size	Acc.	Pre.	Rec.	F1
4	<b>0.880</b>	<b>0.880*</b>	<b>0.880</b>	<b>0.877</b>
8	0.863	0.864	0.863	0.863
16	0.864	0.850	0.853	0.852
32	0.874	0.872	0.874	0.872

Table 3: Effect of Bottleneck Size on mDT Performance

(1) and report the average performance for each model. By utilizing 7-fold, we allow for a larger diversity of labels across each fold instead of 10-fold validation. We report overall accuracy (Acc.) and class-weighted Precision (Pre.), Recall (Rec.) and F1 to account for label imbalance. In all results, \* denotes statistical significance using Student’s t-test with p-value < 0.05. Unless otherwise noted, the default model hyperparameter configuration and selection process we used for mDT can be seen in our supplemental material.

### Text-only Methods vs. Discussion Transformers

To assess the performance of mDT, we compared it against several state-of-the-art hate speech detection methods. For comment-only approaches, we evaluated BERT-HateXplain (Mathew et al. 2021), Detoxify (Hanu and Unitary team 2020), and RoBERTA Dynabench (Vidgen et al. 2021b). We also compared mDT against a BERT model trained on the training set of HatefulDiscussions, referred to as BERT-HatefulDiscuss. To compare against previous graph-based approaches, we evaluated the text-only Graphormer model proposed by (Hebert, Golab, and Cohen 2022).

Our results (Table 2) show that mDT outperforms all evaluated methods across all metrics. Specifically, mDT achieves 14.5% higher accuracy and 21% higher F1 score than Graphormer. This indicates that our novel approach to including graph context is a significant improvement over the previous approach that incorporates this modality. Although the performance gap between BERT-HatefulDiscussions and mDT is narrower, we still achieve superior performance against all text-only methods. Particularly, we observed F1 score improvements of 20%, 13%, and 6.3% over Detoxify, BERT-HateXplain, and RoBERTA Dynabench, respectively.

### Effect of Bottleneck Size

Next, we investigated the impact of increasing the number of bottleneck interaction tokens ( $B$ ) in mDT, which are added

Attention Window	Acc.	Pre.	Rec.	F1
2	0.866	0.866	0.866	0.866
5	<b>0.880*</b>	<b>0.880*</b>	<b>0.880*</b>	<b>0.877*</b>
$\infty$	0.870	0.861	0.850	0.855

Table 4: Effect of Constraining Graph Attention

Total Fusion Layers	Acc.	Pre.	Rec.	F1
6	0.868	0.856	0.854	0.855
8	0.872	0.871	0.844	0.855
10	0.866	0.867	0.866	0.862
12	<b>0.880*</b>	<b>0.880*</b>	<b>0.880*</b>	<b>0.877*</b>

Table 5: Effect of Fusion Layers

during the modality fusion step. By adding more bottleneck tokens, we reduce the amount of compression required by the BERT and ViT models to exchange information. Table 3 presents the results, where we find that using four bottleneck tokens leads to the best performance. We also observe a slight drop in performance when we increase the number of bottleneck tokens beyond four tokens, indicating the importance of compression when exchanging modality encodings between models. We assume that this reduction is due to the importance of compressed information to represent comments in the graph transformer network.

### Effect of Constrained Graph Attention

A recent study by HeBERT et al. explored the limitations of graph transformers for hate speech prediction, finding that discussion context can sometimes mislead graph models into making incorrect predictions (Hebert et al. 2023). In light of this, we explore the impact of constraining the attention mechanism of our graph transformer network to only attend to nodes within a maximum number of hops away from a source node. We report the results in Table 4 and find that constraining the attention window to 5 hops achieves better performance. However, we also observed that performance gains from the 5-hop constraint were lost when we further constrained the attention to only 2 hops. Our findings suggest that a balance is required when constraining graph attention for optimal performance.

### Effect of Fusion Layers

Next, we investigate the effect of increasing the number of Multi-Modal Fusion Layers ( $Z$ ) in our mDT model. To ensure full utilization of the 16 available layers, any unused layers were allocated to the Initial Pre-Fusion step ( $K$ ). Our results, presented in Table 5, indicate that utilizing 12 fusion layers leads to the best performance. Interestingly, we found that the performance gains did not follow a linear trend with the number of fusion layers. Specifically, we observed that 8 fusion layers outperformed 10 layers, but were still inferior to 12 layers. We believe that further research in this area should explore the potential benefits of scaling beyond 12 fusion layers using larger modality models.

Usage of Images	Acc.	Pre.	Rec.	F1
With Images	<b>0.880*</b>	<b>0.880*</b>	<b>0.880*</b>	<b>0.877*</b>
Without Images	0.832	0.835	0.822	0.828

Table 6: Effect of Excluding Images

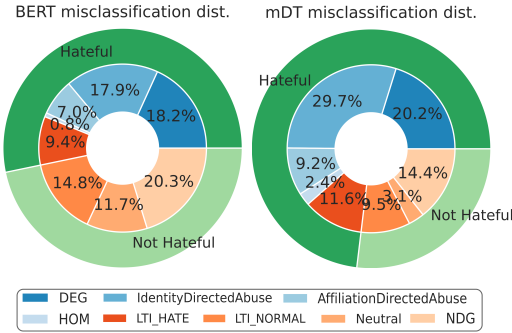


Figure 3: Fine-grained distribution of BERT and mDT misclassification. (Acronyms above as in Table 1)

### Effect of Images

We also investigated the impact of removing images in mDT. Our findings (Table 6) support the hypothesis that images provide crucial contextual information for detecting hateful content. Specifically, we observed that excluding images from mDT led to a 4.8% decrease in accuracy and a 4.9% decrease in the F1 score. It is worth noting that even without images, mDT outperformed Graphormer (Table 2), indicating that our approach provides substantial gains over previous graph-based methods for hate speech detection beyond just including images. The results of this experiment underscore the importance of considering multiple modalities for hate speech detection and suggest that future research should explore further improvements by leveraging additional types of contextual information.

### Qualitative Analysis: BERT vs. mDT

We next perform a qualitative comparison of the text-only BERT model and the proposed mDT architecture. We find that the text-only BERT model misclassifies 385/2717 test instances. Upon passing those test instances through mDT, we found that it corrected BERT’s labels in 161/385 instances. We further note that BERT and mDT predictions disagree on 264 test instances, out of which mDT is correct on 161 (61%). Figure 3 shows a fine-grained distribution of misclassified test examples by class. Using mDT results in an overall decrease in misclassifications (385  $\rightarrow$  327), with a major reduction in false positives (fewer misclassifications for the ‘Not Hateful’ class). However, we notice that BERT and mDT both struggle to detect the presence of hate speech in derogatory slur (DEG) and identity-directed (IdentityDirectedAbuse) comments.

Table 7 shows some hateful test instances misclassified by the two models. We note that the main text under consideration (an individual comment) may not exhibit hate speech on its own; however, considering it with the context (rest of



Figure 4: Example of image present in the discussion context, seen only by mDT, contextualizing comments as potentially hateful

the discussion thread+image) helps mDT correctly classify the test instances as hate speech. Consider the first example in Table 7. The word “tranny” is a common acronym for “transmission” on social media, but considering the context, it is clearly an abusive discussion directed toward the transgender community. This is further contextualized by the accompanying image in the discussion, leading to evidence of hateful interpretations (Figure 4). Note that there are images present within the discussions for each example, likely providing similar contextual evidence.

We also found some intriguing test examples where adding context proved misleading for the model, while BERT confidently classified the main text as hateful. For instance, in the last example in Table 7, comments in the context are largely non-abusive, misinterpreting the primary text as non-abusive. This suggests that while adding context results in a net decrease in misclassifications, majorly neutral context might also fool the model. This is likely since we emphasize the discussion context when we obtain the final classification by averaging the text embedding logit with the discussion node embedding ( $b_c^0$ ).

### Future Work

While we find mDT to be an effective method for analyzing discussions on social media, we have pointed out how it is challenged when the discussion context contains comments that are predominately neutral. To address this, we propose using a first-stage text ranker to compute semantic relevance between comments, to filter unrelated messages, as one possible extension.

We also note that there are still many contextual signals in social media discussions beyond text, images, and discussion structure that remain untapped. Incorporating named entity recognition techniques in order to integrate deeper analysis of real-world knowledge is an avenue for adding important disambiguating signals (Mishra et al. 2022) that we feel would be well-supported as well by the contextual nature of mDT. Perhaps the most exciting step forward would be to expand our analysis of individual communities, towards learning indicators of their propensity for hateful conduct. Notably, we would be especially interested in trying to effectively capture the culture of specific platforms containing diverse communities, including marginal-

Primary Text	Context (only seen by mDT)	BERT pred.	mDT pred.
Now imagine if virtuous keyboard sjws had their way? Their mascot should be Ralph Wiggum.	[...] Preferred pronouns: <i>go/f-slur/yourself</i> [...] If the Chinese in my corner of NZ only sold to Chinese they'd starve by Thursday. [...] They just wanna <i>b-slur</i> about something because their own life sucks.	Not Hateful	Hateful
"That <i>n-slur</i> was on PCP Johnson" Lmao	[...] Its' a common pattern when dealing with these shootings. * Kill black dude [...] * Wingnut welfare kicks in as racist <i>f-slur</i> create gofundme of over half a million <i>f-slur</i> dollars for cops family [...]	Not Hateful	Hateful
whoa brah.. leave my tranny out of this	[image] (Figure 4) [...] that's <i>f-slur</i> retarded [...] Just spit my drink [...]	Not Hateful	Hateful
uwu owo uwu	[...] That is not even close to what feminism is. What you are talking about is radical Feminism [...] Got banned from my sexual minority subreddit (r/bisexual) for not believing that all bisexuals should actually be pansexuals [...]	Hateful	Not Hateful

Table 7: Text instances misclassified by BERT and mDT. Note: The ground truth for all the examples shown here is “Hateful”. We have also redacted chunks of text from the context in the interest of space. The redacted content is shown by [...].

ized communities which exchange unique reclaimed vernacular that should not be misinterpreted as hate. In addition to the example given earlier of the African American community, there are special usages as well that arise among platforms supporting LGBTQ users. The contextual nature of mDT captured by graph transformers provides much promise for being able to advance these extensions.

Finally, the versatility of mDT’s core mechanisms makes it a promising tool for a wide range of applications beyond hate speech detection. We feel that the approach could be applied to other domains such as online product reviews (Jagdale, Shirsat, and Deshmukh 2019), political discourse analysis (Lyu and Luo 2022), and popularity analysis (Chen et al. 2022; Tan et al. 2022), where understanding the discussion context is critical for accurate interpretation.

## Conclusion

In this paper, we presented a holistic approach to detecting hate speech in social media using our mDT model. Our model leverages graph transformers with text and image transformers to reason about entire threads of discussion. Core to our approach is the introduction of hierarchical spatial encodings and coupling of text, image, and graph transformers through a novel bottleneck mechanism to produce an integrated solution considering all aspects of social discussions. We also present a new dataset of complete multi-modal discussions containing a wide spectrum of hateful content, enabling future work into robust graph-based solutions for hate speech detection.

One significant contribution is demonstrating how discussion-oriented multi-modal analysis can improve the detection of anti-social behaviour online. Our experimental

results, compared with several key competitors, demonstrate the quantitative improvements stemming from our method. Notably, we see a 21% improvement in F1 over previous methods to include discussion context, such as (Hebert, Golab, and Cohen 2022). Furthermore, our initial qualitative analysis of multiple examples demonstrates the valuable impact of our holistic multi-modal approach. Our analysis also provides insights into the challenges of delivering social good in our current online environment from a multi-modal viewpoint.

Beyond enhanced holistic discussion analysis, our work also enables a rich understanding of conversational dynamics, enabling community-centric prediction. This is largely powered by our novel improvements to graph transformers, a method gaining momentum in AI molecular modelling, revealing their potential to expressively capture the relationships in complex multi-modal discussions. We hypothesize that this expressiveness in capturing context can aid in disambiguating false positives, preventing further marginalization of communities, and can aid in the proactive mitigation of hateful behaviours. We also believe that our methods can aid researchers in studying the social dynamics of discussions, and motivate further graph-based multi-modal approaches.

Overall, we believe that our approach presents a promising path forward for addressing the issue of hate speech on social media and encourages the exploration of holistic graph-based multi-modal models to interpret online discussions. We believe that our research can help foster healthier and more inclusive environments, improving mental health for individuals online.

## References

- Cao, R.; Lee, R. K.-W.; Chong, W.-H.; and Jiang, J. 2022. Prompting for Multimodal Hateful Meme Classification. In *Proceedings of the 2022 Conference on Empirical Methods in Natural Language Processing*, 321–332. Abu Dhabi, United Arab Emirates: Association for Computational Linguistics.
- Caselli, T.; Basile, V.; Mitrović, J.; and Granitzer, M. 2021. HateBERT: Retraining BERT for Abusive Language Detection in English. In *Proceedings of the 5th Workshop on Online Abuse and Harms (WOAH 2021)*, 17–25. Online: Association for Computational Linguistics.
- Chen, W.; Huang, C.; Yuan, W.; Chen, X.; Hu, W.; Zhang, X.; and Zhang, Y. 2022. Title-and-Tag Contrastive Vision-and-Language Transformer for Social Media Popularity Prediction. In *Proceedings of the 30th ACM International Conference on Multimedia*, MM '22, 7008–7012. New York, NY, USA: Association for Computing Machinery. ISBN 9781450392037.
- Das, M.; Mathew, B.; Saha, P.; Goyal, P.; and Mukherjee, A. 2020. Hate Speech in Online Social Media. *SIGWEB Newsl.*, (Autumn).
- Devlin, J.; Chang, M.-W.; Lee, K.; and Toutanova, K. 2019. BERT: Pre-training of Deep Bidirectional Transformers for Language Understanding.
- Founta, A.; Djouvas, C.; Chatzakou, D.; Leontiadis, I.; Blackburn, J.; Stringhini, G.; Vakali, A.; Sirivianos, M.; and Kourtellis, N. 2018. Large Scale Crowdsourcing and Characterization of Twitter Abusive Behavior. *Proceedings of the International AAAI Conference on Web and Social Media*, 12(1).
- Gong, H.; Valido, A.; Ingram, K. M.; Fanti, G.; Bhat, S.; and Espelage, D. L. 2021. Abusive language detection in heterogeneous contexts: Dataset collection and the role of supervised attention. In *Proceedings of the AAAI Conference on Artificial Intelligence (AAI Track)*, volume 35, 14804–14812.
- Hanu, L.; and Unitary team. 2020. Detoxify. Github. <https://github.com/unitaryai/detoxify>.
- Hebert, L.; Chen, H. Y.; Cohen, R.; and Golab, L. 2023. Qualitative Analysis of a Graph Transformer Approach to Addressing Hate Speech: Adapting to Dynamically Changing Content. *Workshop in Artificial Intelligence for Social Good (AISG) at AAAI*.
- Hebert, L.; Golab, L.; and Cohen, R. 2022. Predicting Hateful Discussions on Reddit using Graph Transformer Networks and Communal Context. In *2022 IEEE/WIC/ACM International Joint Conference on Web Intelligence and Intelligent Agent Technology (WI-IAT)*, 9–17.
- Jagdale, R. S.; Shirsat, V. S.; and Deshmukh, S. N. 2019. Sentiment analysis on product reviews using machine learning techniques. In *Cognitive Informatics and Soft Computing: Proceeding of CISC 2017*, 639–647. Springer.
- Kiela, D.; Firooz, H.; Mohan, A.; Goswami, V.; Singh, A.; Ringshia, P.; and Testuggine, D. 2020. The hateful memes challenge: Detecting hate speech in multimodal memes.
- Kim, W.; Son, B.; and Kim, I. 2021. ViLT: Vision-and-Language Transformer Without Convolution or Region Supervision. In *Proceedings of the 38th International Conference on Machine Learning*, 5583–5594. PMLR. ISSN: 2640-3498.
- Kurrek, J.; Saleem, H. M.; and Ruths, D. 2020. Towards a Comprehensive Taxonomy and Large-Scale Annotated Corpus for Online Slur Usage. In *Proceedings of the Fourth Workshop on Online Abuse and Harms*, 138–149. Online: Association for Computational Linguistics.
- Liang, B.; Lou, C.; Li, X.; Yang, M.; Gui, L.; He, Y.; Pei, W.; and Xu, R. 2022. Multi-Modal Sarcasm Detection via Cross-Modal Graph Convolutional Network. In *Proceedings of the 60th Annual Meeting of the Association for Computational Linguistics (Volume 1: Long Papers)*, 1767–1777. Dublin, Ireland: Association for Computational Linguistics.
- Lu, J.; Batra, D.; Parikh, D.; and Lee, S. 2019. ViLBERT: pretraining task-agnostic visiolinguistic representations for vision-and-language tasks. In *Proceedings of the 33rd International Conference on Neural Information Processing Systems*, 2, 13–23. Red Hook, NY, USA: Curran Associates Inc.
- Lyu, H.; and Luo, J. 2022. Understanding Political Polarization via Jointly Modeling Users, Connections and Multimodal Contents on Heterogeneous Graphs. In *Proceedings of the 30th ACM International Conference on Multimedia*, MM '22, 4072–4082. New York, NY, USA: Association for Computing Machinery. ISBN 9781450392037.
- Mathew, B.; Saha, P.; Yimam, S. M.; Biemann, C.; Goyal, P.; and Mukherjee, A. 2021. Hatexplain: A benchmark dataset for explainable hate speech detection. In *Proceedings of the AAAI Conference on Artificial Intelligence (AAI Track)*, volume 35, 14867–14875.
- Meta. 2023. Meta Reports First Quarter 2023 Results. Meta Investor Relations. <https://investor.fb.com/investor-news/press-release-details/2023/Meta-Reports-First-Quarter-2023-Results/default.aspx>.
- Mishra, S.; Saini, A.; Makki, R.; Mehta, S.; Haghghi, A.; and Mollahosseini, A. 2022. Tweetnerd-end to end entity linking benchmark for tweets. *Advances in Neural Information Processing Systems*, 35: 1419–1433.
- Nagrani, A.; Yang, S.; Arnab, A.; Jansen, A.; Schmid, C.; and Sun, C. 2021. Attention Bottlenecks for Multimodal Fusion. In Ranzato, M.; Beygelzimer, A.; Dauphin, Y.; Liang, P.; and Vaughan, J. W., eds., *Advances in Neural Information Processing Systems*, volume 34, 14200–14213. Curran Associates, Inc.
- Parmentier, A.; P'ng, J.; Tan, X.; and Cohen, R. 2021. Learning Reddit User Reputation Using Graphical Attention Networks. In *Future Technologies Conference (FTC) 2020, Volume 1*, 777–789. ISBN 978-3-030-63128-4.
- Qian, J.; Bethke, A.; Liu, Y.; Belding, E.; and Wang, W. Y. 2019. A Benchmark Dataset for Learning to Intervene in Online Hate Speech. In *Proceedings of the 2019 Conference on Empirical Methods in Natural Language Processing and the 9th International Joint Conference on Natural*



*Language Processing (EMNLP-IJCNLP)*, 4755–4764. Hong Kong, China: Association for Computational Linguistics.

Radford, A.; Kim, J. W.; Hallacy, C.; Ramesh, A.; Goh, G.; Agarwal, S.; Sastry, G.; Askell, A.; Mishkin, P.; Clark, J.; et al. 2021. Learning transferable visual models from natural language supervision. In *International conference on machine learning*, 8748–8763. PMLR.

Sahu, G.; Cohen, R.; and Vechtomova, O. 2021. Towards a multi-agent system for online hate speech detection. *Second Workshop on Autonomous Agents for Social Good (AASG), AAMAS, 2021*.

Singh, A.; Dey, S.; Singha, A.; and Saha, S. 2022. Sentiment and Emotion-Aware Multi-Modal Complaint Identification. *Proceedings of the AAAI Conference on Artificial Intelligence (AISI Track)*, 36(11): 12163–12171.

Tan, Y.; Liu, F.; Li, B.; Zhang, Z.; and Zhang, B. 2022. An Efficient Multi-View Multimodal Data Processing Framework for Social Media Popularity Prediction. In *Proceedings of the 30th ACM International Conference on Multimedia, MM '22*, 7200–7204. New York, NY, USA: Association for Computing Machinery. ISBN 9781450392037.

Vedeler, J. S.; Olsen, T.; and Eriksen, J. 2019. Hate speech harms: a social justice discussion of disabled Norwegians' experiences. *Disability & Society*, 34(3): 368–383.

Vidgen, B.; Nguyen, D.; Margetts, H.; Rossini, P.; and Tromble, R. 2021a. Introducing CAD: the Contextual Abuse Dataset. In *Proceedings of the 2021 Conference of the North American Chapter of the Association for Computational Linguistics: Human Language Technologies*, 2289–2303. Online: Association for Computational Linguistics.

Vidgen, B.; Thrush, T.; Waseem, Z.; and Kiela, D. 2021b. Learning from the Worst: Dynamically Generated Datasets to Improve Online Hate Detection. In *Proceedings of the 59th Annual Meeting of the Association for Computational Linguistics and the 11th International Joint Conference on Natural Language Processing (Volume 1: Long Papers)*, 1667–1682. Online: Association for Computational Linguistics.

Wachs, S.; Gámez-Guadix, M.; and Wright, M. F. 2022. Online hate speech victimization and depressive symptoms among adolescents: The protective role of resilience. *Cyberpsychology, Behavior, and Social Networking*.

Waller, I.; and Anderson, A. 2021. Quantifying social organization and political polarization in online platforms. *Nature*, 600(7888): 264–268.

Ying, C.; Cai, T.; Luo, S.; Zheng, S.; Ke, G.; He, D.; Shen, Y.; and Liu, T.-Y. 2022. Do transformers really perform badly for graph representation? *Advances in Neural Information Processing Systems*, 34: 28877–28888.

Zampieri, M.; Malmasi, S.; Nakov, P.; Rosenthal, S.; Farra, N.; and Kumar, R. 2019. Predicting the Type and Target of Offensive Posts in Social Media. In *Proceedings of the 2019 Conference of the North American Chapter of the Association for Computational Linguistics: Human Language Technologies, Volume 1 (Long and Short Papers)*, 1415–1420. Minneapolis, Minnesota: Association for Computational Linguistics.