

Model-free selective inference under covariate shift via weighted conformal p-values

Ying Jin¹ and Emmanuel J. Candès^{1,2}

¹Department of Statistics, Stanford University

²Department of Mathematics, Stanford University

Abstract

This paper introduces weighted conformal p-values for model-free selective inference. Assume we observe units with covariates X and missing responses Y , the goal is to select those units whose responses are larger than some user-specified values while controlling the proportion of falsely selected units. We extend [JC22] to situations where there is a covariate shift between training and test samples, while making no modeling assumptions on the data, and having no restrictions on the model used to predict the responses.

Using any predictive model, we first construct well-calibrated weighted conformal p-values, which control the type-I error in detecting a large response/outcome for each single unit. However, a well-known positive dependence property between the p-values can be violated due to covariate-dependent weights, which complicates the use of classical multiple testing procedures. This is why we introduce *weighted conformalized selection* (WCS), a new multiple testing procedure which leverages a special conditional independence structure implied by weighted exchangeability to achieve FDR control in finite samples. Besides prediction-assisted candidate screening, we study how WCS (1) allows to conduct simultaneous inference on multiple individual treatment effects, and (2) extends to outlier detection when the distribution of reference inliers shifts from test inliers. We demonstrate performance via simulations and apply WCS to causal inference, drug discovery, and outlier detection datasets.

1 Introduction

We consider the model-free selective inference problem studied in [JC22]: how to select promising units from a large pool of potential candidates in a way such that the false discovery rate (FDR) is under control? We would like to achieve this with the help of powerful machine learning predictions, and without making any modeling assumption whatsoever on the data generating process.

Formally, suppose a set of test samples $\{(X_j, Y_j)\}_{j \in \mathcal{D}_{\text{test}}}$ are drawn i.i.d. from an unknown distribution Q , whose outcomes $\{Y_j\}_{j \in \mathcal{D}_{\text{test}}}$ are unobserved. Our goal is to identify a subset $\mathcal{R} \subseteq \mathcal{D}_{\text{test}}$ whose outcomes are above some known, potentially random, thresholds $\{c_j\}_{j \in \mathcal{D}_{\text{test}}}$, in such a way that the expected fraction of false discoveries—a false discovery is a selected unit for which $Y_j \leq c_j$ —is at most q . Formally, we wish to find \mathcal{R} obeying

$$\text{FDR} := \mathbb{E} \left[\frac{\sum_{j \in \mathcal{D}_{\text{test}}} \mathbb{1}\{j \in \mathcal{R}, Y_j \leq c_j\}}{\max\{1, |\mathcal{R}|\}} \right] \leq q, \quad (1)$$

where $q \in (0, 1)$ is the nominal target FDR level. The expectation in (1) is taken over both the new test samples and the screening procedure. In drug discovery applications, \mathcal{R} would typically represent molecules/compounds selected from a large drug library we believe have high binding values with a target molecule; in job hiring, \mathcal{R} might be the set of job applicants whom we think are highly competent for a position; in healthcare, \mathcal{R} are individuals we believe would benefit from a treatment. And so on.

The FDR is a sensible criterion for many scientific discovery and decision making pipelines—increasingly expedited by machine learning predictions to screen for promising candidates—when error on the selected is

of concern. In several application domains such as drug discovery and job hiring, the selected candidates are subject to in-depth and costly investigation in later stages. For example, in early stages of drug discovery, virtual screening [Hua07] automatically searches for promising candidates by building prediction models for the unknown binding affinity based on physically-screened drugs [KMLH17, VCC⁺19, DDJ⁺21]. The predictions are used to prioritize promising drugs into physical screening or clinical trials later on to confirm their potential, a typically time and resource-consuming process. Similarly, in hiring, prediction models are used to identify highly-competent job candidates for later series of interviews [FRTT12, AaK10]. In these cases, a screening step with an FDR at a reasonable level ensures efficiency of the whole pipeline: intuitively, the FDR (1) measures the proportion of wasted follow-up resources. In other selection scenarios, such as in counterfactual inference, detecting individuals who would benefit from an alternative intervention with controlled FDR ensures safe and reliable individualized decisions.

In earlier work, [JC22] studied this problem by bringing together a hypothesis testing perspective and model-free predictive inference, leveraging a set of heldout individuals (the *calibration* data) $\{(X_i, Y_i)\}_{i \in \mathcal{D}_{\text{calib}}}$ whose outcomes are observed. The method they propose, called **cfBH**, uses (1) conformal inference [VGS05] ideas to construct p-values that quantify the confidence in large outcomes, and (2) multiple testing techniques [BH95] to yield a selection \mathcal{R} . **cfBH** asks that the calibration data are exchangeable with the new units $\mathcal{D}_{\text{test}}$ or i.i.d. from the same unknown distribution Q . Exchangeability tells us that the calibration data are representative of the test samples, and ultimately implies the validity of predictive inference for the unknown $\{Y_j\}_{j \in \mathcal{D}_{\text{test}}}$. However, in many situations, training/calibration and test data have different distributions and thus, methods designed for i.i.d. or exchangeable data become inapplicable.

1.1 Covariate shift

This paper addresses a scenario in which the distribution shift can be entirely attributed to the observed covariates; this is commonly referred to as a covariate shift in the literature [SKM07, TFBCR19]. Formally, imagine that test samples $\{(X_j, Y_j)\}_{j \in \mathcal{D}_{\text{test}}}$ are drawn i.i.d. from Q while calibration samples $\{(X_i, Y_i)\}_{i \in \mathcal{D}_{\text{calib}}}$ are drawn i.i.d. from some unknown distribution P . The covariate shift assumption states that there is some function $w: \mathcal{X} \rightarrow \mathbb{R}^+$ such that

$$\frac{dQ}{dP}(x, y) = w(x), \quad P\text{-almost surely}, \quad (2)$$

where dQ/dP denotes the Radon-Nikodym derivative between the two distributions. Of course, this means that the likelihood ratio only depends on the covariate values. We next discuss a few applications.

Drug discovery. When applied to drug discovery, the calibration set consists of already-screened drugs. Methods designed for exchangeable data are applicable if drugs in the calibration set are representative of the whole library. In practice, however, there is often a drift among drug batches: the experimenter may favor a specific structure when choosing candidates for physical screening, which are then added to the calibration set [PPS⁺15]. If the preference is stochastic and depends only on the covariates, there is a covariate shift between the distributions of calibration and new candidates. Accounting for such shift is necessary for the reliability of the whole process [Krs21].

Job hiring. Calibration samples are usually previous candidates with evaluated outcomes such as suitability scores for a position. The way an institution chooses to record the outcomes of former candidates can lead to a discrepancy between the documented candidates and those under consideration. For instance, if a specific type of candidates, characterized by certain features, was favored in the previous hiring cycle, then there may be more candidates of this type in the calibration data than in the new batch. Supposing the talent pool is stable over time, such preference yields a covariate shift.

Healthcare. Machine learning prediction [RBC⁺14, JLD⁺20] is widely used for health monitoring, such as identifying patients in a hospital whose health risk in the following day (Y_j) is higher than their current risk (c_j) based on their characteristics and examination results (X_j). When the calibration data is collected from other hospitals, the distribution of covariates may differ from that of the patients under study. That said, if

the distribution of health condition conditional on covariate values is invariant across similar hospitals, then the covariate-shift assumption holds.

Important statistical inference problems beyond the above candidate screening settings are also related. Below, we outline two additional applications we study later.

Multiple counterfactual inference. The individual treatment effect (ITE) is a random variable that characterizes the difference between an individual’s outcome when receiving a treatment versus not. Inferring the ITE amounts to comparing the observed outcome with the counterfactual [IR15, LC21, JRC23]. To infer the counterfactual of a unit under treatment, we can use calibration data from units who do not receive the treatment. If the treatment assignment depends on the covariates, then there may be, and usually will be, a covariate shift between treated and control units. We discuss this problem in Section 4.

Outlier detection. Imagine we have access to i.i.d. inliers $\{Z_i\}_{i \in \mathcal{D}_{\text{calib}}}$ from an unknown distribution P . Then outlier detection [BCL⁺21] seeks to find outliers among new samples $\{Z_j\}_{j \in \mathcal{D}_{\text{test}}}$, i.e., those which do not follow the inlier distribution P . A potential application is fraud detection in financial transactions, where controlling the FDR ensures reasonable resource allocation in follow-up inquiries. However, financial behavior varies with users and it is possible that normal transactions of interest follow different distributions across different populations. A related problem is to detect concept drifts; that is, allowing a subset of features $X \subseteq Z$ to follow a distinct distribution, and only detecting test samples whose $Z|X$ distribution differs from $P_{Z|X}$. We discuss this problem in Section 3.4.

In the presence of covariate shift, the single and multiple hypothesis testing procedures proposed in [JC22] are both prone to an exceedingly high error rate. We now quickly illustrate the necessity of adjusting for covariate shift via a real drug discovery dataset that will be studied in Section 5. Imagine we have a pre-trained neural network $\hat{\mu}: \mathcal{X} \rightarrow \mathbb{R}$ to predict the outcome Y of a drug candidate given its chemical structure X (the model is formally introduced in Section 5.1), and that the experimenter assigns drugs with higher values of $\hat{\mu}(X)$ for screening. This yields a first batch of calibration data, leaving the rest as the test samples. The goal is to find drug candidates among the test samples that are active for the HIV target.

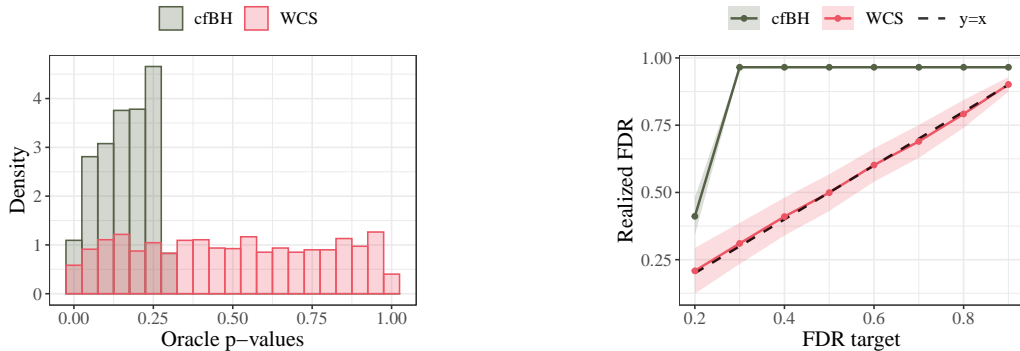


Figure 1: Left: Histogram of (oracle) p-values for the test samples in one random split of data. Right: Empirical FDR using selection procedures and p-values from the naive and weighted approach at target levels $q \in \{0.2, 0.3, \dots, 0.9\}$. The FDR is computed by averaging the FDP in $N = 200$ independent random splits of training, calibration, and test data; the widths of the bands are two times the empirical standard deviation of the FDP. Note that the dashed 45° line is not entirely visible due to overlapping curves.

Figure 1 displays the performance of cfBH from [JC22], which neglects the covariate shift issue, as well as that of our new method, *weighted conformalized selection* (WCS). The left panel shows the histograms of a test p-value across $N = 200$ random data splits. Although this should follow a uniform distribution, we see that the p-values from the naive approach are much smaller than $\text{Unif}([0, 1])$ while WCS yields approximately valid p-values. The right panel shows the realized FDR when conducting the screening procedure. The naive approach begins to be overly confident at $q = 0.3$ and yields very high FDR (in fact, since the p-values are

extremely small, the procedure selects all drugs in the test sample as soon as $q \geq 0.3$, and the FDR equals the proportion of non-active drugs in the test sample, namely, 96.5%). In contrast, our approach controls the FDR almost exactly at all levels.

1.2 Preview of theoretical contributions

To adjust for covariate shift, we introduce a class of weighted conformal p-values that build upon any monotone function $V: \mathcal{X} \times \mathcal{Y} \rightarrow \mathbb{R}$ (see Definition 2.1 for the meaning of monotonicity). Write $\mathcal{D}_{\text{calib}} = \{1, \dots, n\}$ and $\mathcal{D}_{\text{test}} = \{n+1, \dots, n+m\}$. With tie-breaking random variables $U_j \stackrel{\text{i.i.d.}}{\sim} \text{Unif}([0, 1])$, define

$$p_j = \frac{\sum_{i=1}^n w(X_i) \mathbb{1}\{V_i < \widehat{V}_{n+j}\} + (w(X_{n+j}) + \sum_{i=1}^n w(X_i) \mathbb{1}\{V_i = \widehat{V}_{n+j}\}) \cdot U_j}{\sum_{i=1}^n w(X_i) + w(X_{n+j})}, \quad (3)$$

where $w(\cdot)$ is the covariate shift function in (2), $V_i = V(X_i, Y_i)$ for $i = 1, \dots, n$ and $\widehat{V}_{n+j} = V(X_{n+j}, c_{n+j})$ for $j = 1, \dots, m$. These p-values generalize the conformal p-values from [JC22] in which the weights are all equal to one. With this adjustment, each p_j informs the weighted rank of the test score among the calibration scores, and is a valid p-value under covariate shift in the sense that it controls the type-I error for detecting an unknown, large outcome. Concretely, for every $j \in \{1, \dots, m\}$,

$$\mathbb{P}(p_j \leq t, Y_{n+j} \leq c_{n+j}) \leq t, \quad \text{for all } t \in [0, 1], \quad (4)$$

where the probability is over both the calibration data and the test sample $(X_{n+j}, Y_{n+j}, c_{n+j})$. Note that (4) is an unconventional notion of type-I error, since it accounts for the randomness in the “null hypothesis” $H_j: Y_{n+j} \leq c_{n+j}$ as well.

Our second theoretical result states that the favorable positive dependence structure among p-values, which was the key to FDR control under exchangeability, can be violated in the presence of data-dependent weights in (3). As a result, it remains unclear whether applying the Benjamini-Hochberg (BH) procedure [BH95] controls the FDR in finite samples.

To achieve finite-sample FDR control, we propose WCS, a new multiple testing procedure, which makes use of a set of ‘auxiliary’ p-values for calibrating the rejection threshold. These auxiliary p-values further relate to a set of non-computable p-values \bar{p}_j and $\{\bar{p}_\ell^{(j)}\}_{\ell \neq j}$ that facilitate our analysis. We will leverage a special conditional independence property, namely,

$$\bar{p}_j \perp\!\!\!\perp \{\bar{p}_\ell^{(j)}\}_{\ell \neq j} \mid \mathcal{Z}_j,$$

where \mathcal{Z}_j is the unordered set of the calibration data and the j -th test sample, together with a careful leave-one-out analysis to show that WCS yields exact FDR control (1) in finite samples. This is valid regardless of the choice of the machine learning model used in constructing $V(\cdot, \cdot)$, and applies to a wide range of scenarios where the cutoffs c_{n+j} can themselves be random variables.

As in (4), the FDR (1) is marginalized over the randomness in the hypotheses. To this end, WCS requires all $\{X_{n+j}, Y_{n+j}\}_{j=1}^m$ to be i.i.d. draws from a super-population. To relax this condition, we further generalize our methods to control a notion of FDR that is conditional on the random hypotheses. This is useful for handling imbalanced data in classification, and the aforementioned outlier detection problem.

1.3 Data and code

An R package, `ConfSelect`, that implements Weighted Conformalized Selection (as well as the version without weights) together with code to reproduce all experiments in this paper, can be found in the GitHub repository <https://github.com/ying531/conformal-selection>.

1.4 Related work

Our methods build upon the conformal inference framework [VGS05] to infer unknown outcomes. There, the theoretical guarantee for conformal prediction sets is usually marginally valid over the randomness in a

single test point. As discussed in [JC22], one might be interested in multiple test samples simultaneously; in such situations, standard conformal prediction tools are insufficient.

This work is connected to a recent line of research on selective inference issues arising in predictive inference. Some works use conformal p-values (whose definition differs from ours) with ‘full’ observations $\{(X_j, Y_j)\}_{j \in \mathcal{D}_{\text{test}}}$ —that is, the response is observed—for outlier detection, i.e., for identifying whether (X_j, Y_j) follows the same distribution as the i.i.d. calibration data $\{(X_i, Y_i)\}_{i \in \mathcal{D}_{\text{calib}}}$ [BCL⁺21, LSS22, MLMR22]. Whereas these methods do not consider distribution shift, Section 3.4 extends all this, and considers calibration data shifting from the ‘inlier’ distribution. Naturally, for candidate screening, the response Y_{n+j} —the object of inference—is not observed and, therefore, the problem is completely different. Consequently, methods and techniques to deal with this are new. Moreover, our focus on FDR control is more similar in spirit to other recent papers; for instance, rather than studying the marginal coverage of prediction sets, [FSJB22] studies the number of false positives, and [BHRZ23] the miscoverage rate on a few selected units.

Our methodology draws ideas from the multiple hypothesis testing literature, where the FDR is a popular type-I error criterion in exploratory analysis for controlling the proportion of ‘false leads’ in follow-up studies [BH95, BY01]. This paper is distinct from the conventional setting. First, testing a random outcome instead of a model parameter leads to a random null set and a complicated dependence structure. Second, our inference relies on (weighted) exchangeability of the data while imposing no assumptions on their distributions. In contrast, a null hypothesis often specifies the distribution of test statistics or p-values. Later on, we shall also draw connections to a recent literature dealing with dependence in multiple testing, such as that concerned with e-values [VW21, WR20] and conditional calibration of the BH procedure [FL22].

The application of our method is related to a substantial literature that emphasizes the importance of uncertainty quantification in drug discovery [NCBE14, SNB17, AHBC17, SAN⁺18, CCB19, WJR22]. Although existing works aim to employ conformal inference to assign confidence to machine prediction, this is often done in heuristic ways, which potentially invalidates the guarantees of conformal prediction due to selection issues. Instead, we provide here a principled approach to prioritizing drug candidates with clear and interpretable error control (i.e., guaranteeing a sufficiently high ‘hit rate’ [WJR22]), and offer a potential solution to the widely recognized distribution shift problem [Krs21, FL23].

The application to individual treatment effects in Section 4 is also connected to [CDLM21], who test for multiple individual treatment effects; the distinction is that they focus on a summary statistic such as a population quantile of the ITEs, while our method detects individuals with positive ITEs. Also related is [DWR21], which tests individuals for positive treatment effects with FDR control; however, in their setting a positive ITE means the whole distribution of the control outcome is dominated by that of the treated outcome, whereas we directly compare two random variables. Accordingly, our techniques are very different from these two references.

2 Weighted conformal p-values

2.1 Recap: conformalized selection

We begin by recalling the conformalized selection framework of [JC22]. As before, set $\mathcal{D}_{\text{calib}} = \{1, \dots, n\}$ and $\mathcal{D}_{\text{test}} = \{n+1, \dots, n+m\}$. Screening for large outcomes can be viewed as testing the null hypotheses

$$H_j: Y_{n+j} \leq c_{n+j}, \quad j = 1, \dots, m,$$

where selecting $j \in \mathcal{R}$ is equivalent to rejecting H_j . Perhaps unconventionally, whether H_j is true or not is here a random event. Yet, we still construct *conformal* p-values built upon the (split) conformal inference framework [VGS05] to test these hypotheses. We shall use *monotone* nonconformity scores.

Definition 2.1. A nonconformity score $V(\cdot, \cdot): \mathcal{X} \times \mathcal{Y} \rightarrow \mathbb{R}$ is monotone if $V(x, y) \leq V(x, y')$ holds for any $x \in \mathcal{X}$ and any $y, y' \in \mathcal{Y}$ obeying $y \leq y'$.

Intuitively, the nonconformity score describes how well a hypothesized value $y \in \mathcal{Y}$ conforms to the machine prediction. For instance, a popular and monotone nonconformity score is $V(x, y) = y - \hat{\mu}(x)$,

where $\hat{\mu}: \mathcal{X} \rightarrow \mathbb{R}$ is a point prediction; other choices include those based on quantile regression [RPC19] or estimates of the conditional cumulative distribution function (CDF) [CWZ21].

Given a monotone score V and thresholds $\{c_{n+j}\}_{j=1}^m$, we compute $V_i = V(X_i, Y_i)$ for $i \in \mathcal{D}_{\text{calib}}$, $\hat{V}_{n+j} = V(X_{n+j}, c_{n+j})$, and then apply the Benjamini-Hochberg (BH) procedure [BH95] to conformal p-values

$$p_j^{\text{nw}} = \frac{\sum_{i=1}^n \mathbb{1}\{V_i < \hat{V}_{n+j}\} + U_j(1 + \sum_{i=1}^n \mathbb{1}\{V_i = \hat{V}_{n+j}\})}{n+1}, \quad U_j \stackrel{\text{i.i.d.}}{\sim} \text{Unif}([0, 1]). \quad (5)$$

Under the assumption that $Q = P$, or $w(x) \equiv 1$ in (2), each p_j^{nw} is a valid p-value obeying (4). However, as shown earlier, under non-trivial covariate shift, the random variables p_j^{nw} are no longer valid p-values.¹

2.2 P-values under covariate shift

In order to construct a valid confidence measure, we need to adjust for the covariate shift by reweighting the samples and compute the *weighted conformal p-values* as in (3). Intuitively, the p-value (3) measures how extreme c_{n+j} is compared with the ‘expected’ behavior of Y_{n+j} , after adjusting for the distribution shift.

Remark 2.2. An intuitive interpretation for the p-values in (3) is that they are roughly the critical confidence level when inverting weighted conformal prediction intervals at the thresholds $\{c_{n+j}\}$. Indeed, the split weighted conformal inference procedure [TFBCR19] (using $-V$ as the nonconformity score for consistency) yields the one-sided prediction interval $\hat{C}(X_{n+j}, 1 - \alpha) = [\eta(X_{n+j}, 1 - \alpha), +\infty)$ for Y_{n+j} , where

$$-\eta(x, 1 - \alpha) = \text{Quantile}(1 - \alpha; \sum_{i=1}^n w_i(x) \delta_{-V_i} + w_{n+1}(x) \delta_{-\infty}),$$

and $w_i(x) = \frac{w(X_i)}{\sum_{i=1}^n w(X_i) + w(x)}$, $i = 1, \dots, n$, and $w_{n+1}(x) = \frac{w(x)}{\sum_{i=1}^n w(X_i) + w(x)}$ for any $x \in \mathcal{X}$. Ignoring the tie-breaking random variables, we see that p_j is the smallest α such that $c_{n+j} < \eta(X_{n+j}, 1 - \alpha)$.

[HL20] introduces slightly different weighted conformal p-values based on full observations of (X_{n+j}, Y_{n+j}) , which coincide with (3) if we were able to use $V_{n+j} := V(X_{n+j}, Y_{n+j})$ instead of $\hat{V}_{n+j} = V(X_{n+j}, c_{n+j})$ (recall the former is not computable due to unobserved outcomes). There, the p-values are used to test a deterministic global null hypotheses $H_0: (X_{n+j}, Y_{n+j}) \sim Q$ for all j , i.e., the new observations all follow a distribution Q obeying (2). We will discuss the multiple testing version of their problem in Section 3.4.

It is straightforward to show the generalized ‘null’ property (4) for (3) under covariate shift. That is, testing H_j using p_j controls the type-I error for each $j \in \mathcal{D}_{\text{test}}$, as stated in (4). However, dealing with multiple test samples is far more challenging.

2.3 Weighted conformal p-values are not PRDS

When screening multiple test samples that are i.i.d. or exchangeable with calibration data, [JC22] rely on both the null property (4) and a favorable dependence structure among $\{p_j^{\text{nw}}\}$ called *positive dependence on a subset* (PRDS) [BY01].

Definition 2.3 (PRDS). *A random vector $X = (X_1, \dots, X_m)$ is PRDS on a subset \mathcal{I} if for any $i \in \mathcal{I}$ and any increasing set D , the probability $\mathbb{P}(X \in D | X_i = x)$ is increasing in x .*

Above, a set $D \subseteq \mathbb{R}^m$ is *increasing* if $a \in D$ and $b \succeq a$ implies $b \in D$ ($b \succeq a$ means that all the components of b are larger than or equal to those of a). It is well-known that the BH procedure controls the FDR when applied to PRDS p-values [BY01]. The PRDS property among (unweighted) conformal p-values was first studied in [BCL+21],² and generalized in [JC22] to plug-in values c_{n+j} in lieu of Y_{n+j} , thereby forming the basis for FDR control.

¹A side result in Appendix A.1 shows that running the BH procedure with $\{p_j^{\text{nw}}\}$ controls a weighted notion of FDR below the target level q ; this weighted notion downweights the error for (X, Y) values that are less frequent in the calibration data.

²They also show the non-randomized unweighted conformal p-values are PRDS when the scores are almost surely distinct. We do not elaborate on this distinction as it is not the focus here.

If the PRDS property were to hold for the weighted conformal p-values, then applying the BH procedure would also control the FDR. This is however not always the case. Without loss of generality, consider the oracle p-values (which coincide with (3) when $Y_{n+j} = c_{n+j}$):

$$p_j^* = \frac{\sum_{i=1}^n w(X_i) \mathbb{1}\{V_i < V_{n+j}\} + (w(X_{n+j}) + \sum_{i=1}^n w(X_i) \mathbb{1}\{V_i = V_{n+j}\}) \cdot U_j}{\sum_{i=1}^n w(X_i) + w(X_{n+j})}. \quad (6)$$

Then we have the following result (a constructive proof is in Appendix B.2):

Proposition 2.4. *There exist a sample size n , a weight function $w: \mathcal{X} \rightarrow \mathbb{R}^+$, a nonconformity score $V: \mathcal{X} \times \mathcal{Y} \rightarrow \mathbb{R}$, and distributions P and Q obeying (2), such that the weighted conformal p-values (6) are not PRDS for $\{X_i, Y_i\}_{i=1}^n \stackrel{\text{i.i.d.}}{\sim} P$ and $\{X_{n+j}, Y_{n+j}\}_{j=1}^m \stackrel{\text{i.i.d.}}{\sim} Q$.*

A little more concretely, we find that the PRDS property is likely to fail when the nonconformity scores are negatively correlated with the weights. Note that the dependence among conformal p-values arises from sharing the calibration data. Under exchangeability (i.e. taking equal weights $w(x) \equiv 1$), a smaller conformal p-value is (only) associated with larger calibration scores, and hence smaller p-values for other test points. However, with negatively associated weights and scores, a smaller p-value may also be due to smaller calibration weights—instead of larger calibration scores—which implies larger values of other p-values.

2.4 BH procedure controls FDR asymptotically

Before introducing our new methods, we nevertheless show *asymptotic* FDR control using the BH procedure. In some sense, this means that the impact of non-PRDS p-values on the FDR becomes asymptotically negligible.

Theorem 2.5. *Suppose $w(\cdot)$ is uniformly bounded by a fixed constant, the covariate shift (2) holds, and $\{c_{n+j}\}_{j=1}^m$ are i.i.d. random variables. Fix any $q \in (0, 1)$, and let \mathcal{R} be the output of the BH procedure applied to $\{p_j\}_{j=1}^m$ in (3). Then the following results hold.*

- (i) *For any fixed m , it holds that $\limsup_{n \rightarrow \infty} \text{FDR} \leq q$.*
- (ii) *Suppose $m, n \rightarrow \infty$. Under a mild technical condition (see Appendix A.2), $\limsup_{m, n \rightarrow \infty} \text{FDR} \leq q$. Furthermore, the asymptotic FDR and power of BH can be exactly characterized in this case.*

We provide the complete technical version of Theorem 2.5 in Theorem A.2, whose proof is in Appendix B.3. In fact, we prove that as $n \rightarrow \infty$, the weighted conformal p-values converge to i.i.d. random variables that are dominated by the uniform distribution, which ensures asymptotic FDR control (see Appendix B.3 for details). The technical condition we impose resembles that in [STS04], which ensures the existence of a limit point of the rejection threshold and enables the asymptotic analysis.

We also remark that the PRDS property is a sufficient, but not necessary, condition for the BH procedure to control the FDR. In fact, we will see that the BH procedure with weighted conformal p-values empirically controls the FDR in all of our numerical experiments, hence it remains a reasonable option in practice.

3 Finite-sample FDR control

We now introduce a new multiple testing procedure, WCS, that controls the FDR in finite samples with weighted conformal p-values. Our method builds on the following p-values:

$$p_j = \frac{\sum_{i=1}^n w(X_i) \mathbb{1}\{V_i < \widehat{V}_{n+j}\} + w(X_{n+j})}{\sum_{i=1}^n w(X_i) + w(X_{n+j})}. \quad (7)$$

It is a slight modification of (3) up to random tie-breaking. The asymptotic results in Theorem 2.5 also hold with these p-values as long as the distributions of the V_i 's and \widehat{V}_{n+j} 's do not have point masses.

3.1 Weighted Conformalized Selection

As before, we compute $V_i = V(X_i, Y_i)$ for $i = 1, \dots, n$ and $\hat{V}_{n+j} = V(X_{n+j}, c_{n+j})$ for $j = 1, \dots, m$. For each j , we compute a set of auxiliary p-values

$$p_\ell^{(j)} := \frac{\sum_{i=1}^n w(X_i) \mathbb{1}\{V_i < \hat{V}_{n+\ell}\} + w(X_{n+j}) \mathbb{1}\{\hat{V}_{n+j} < \hat{V}_{n+\ell}\}}{\sum_{i=1}^n w(X_i) + w(X_{n+j})}, \quad \ell \neq j. \quad (8)$$

Then, we let $\hat{\mathcal{R}}_{j \rightarrow 0}$ be the rejection set of BH applied to $\{p_1^{(j)}, \dots, p_{j-1}^{(j)}, 0, p_{j+1}^{(j)}, \dots, p_m^{(j)}\}$ at nominal level q . Note that $j \in \hat{\mathcal{R}}_{j \rightarrow 0}$ by default, and set $s_j = \frac{q|\hat{\mathcal{R}}_{j \rightarrow 0}|}{m}$. We then compute the first-step rejection set $\mathcal{R}^{(1)} := \{j: p_j \leq s_j\}$. Finally, we prune $\mathcal{R}^{(1)}$ to obtain the final selection set \mathcal{R} using any of the following three methods.

(a) *Heterogeneous pruning*: generate i.i.d. random variables $\xi_j \sim \text{Unif}[0, 1]$, and set

$$\mathcal{R} := \mathcal{R}_{\text{hete}} = \left\{j: p_j \leq s_j, \xi_j |\hat{\mathcal{R}}_{j \rightarrow 0}| \leq r_{\text{hete}}^*\right\}, \quad (9)$$

where $r_{\text{hete}}^* := \max \left\{r: \sum_{j=1}^m \mathbb{1}\{p_j \leq s_j, \xi_j |\hat{\mathcal{R}}_{j \rightarrow 0}| \leq r\} \geq r\right\}$.

(b) *Homogeneous pruning*: generate an independent $\xi \sim \text{Unif}[0, 1]$, and set

$$\mathcal{R} := \mathcal{R}_{\text{homo}} = \left\{j: p_j \leq s_j, \xi |\hat{\mathcal{R}}_{j \rightarrow 0}| \leq r_{\text{homo}}^*\right\}, \quad (10)$$

where $r_{\text{homo}}^* := \max \left\{r: \sum_{j=1}^m \mathbb{1}\{p_j \leq s_j, \xi |\hat{\mathcal{R}}_{j \rightarrow 0}| \leq r\} \geq r\right\}$.

(c) *Deterministic pruning*: define the rejection set

$$\mathcal{R} := \mathcal{R}_{\text{dtm}} = \left\{j: p_j \leq s_j, |\hat{\mathcal{R}}_{j \rightarrow 0}| \leq r_{\text{dtm}}^*\right\}, \quad (11)$$

where $r_{\text{dtm}}^* := \max \left\{r: \sum_{j=1}^m \mathbb{1}\{p_j \leq s_j, |\hat{\mathcal{R}}_{j \rightarrow 0}| \leq r\} \geq r\right\}$. In all options, we use p_j defined in (7).

It is straightforward to see that $\mathcal{R}_{\text{dtm}} \subseteq \mathcal{R}_{\text{hete}}$ and $\mathcal{R}_{\text{dtm}} \subseteq \mathcal{R}_{\text{homo}}$, i.e., random pruning leads to larger rejection sets. The selection procedure is summarized in Algorithm 1.

Algorithm 1 Weighted Conformalized Selection

Input: Calibration data $\{(X_i, Y_i)\}_{i=1}^n$, test data $\{X_{n+j}\}_{j=1}^m$, thresholds $\{c_{n+j}\}_{j=1}^m$, weight $w(\cdot)$, FDR target $q \in (0, 1)$, monotone nonconformity score $V: \mathcal{X} \times \mathcal{Y} \rightarrow \mathbb{R}$, pruning method $\in \{\text{hete}, \text{homo}, \text{dtm}\}$.

1: Compute $V_i = V(X_i, Y_i)$ for $i = 1, \dots, n$, and $\hat{V}_{n+j} = V(X_{n+j}, c_{n+j})$ for $j = 1, \dots, m$.

2: Construct weighted conformal p-values $\{p_j\}_{j=1}^m$ as in (7).

- **First-step selection** -

3: **for** $j = 1, \dots, m$ **do**

4: Compute p-values $\{p_\ell^{(j)}\}$ as in (8).

5: (BH procedure) Compute $k_j^* = \max \{k: 1 + \sum_{\ell \neq j} \mathbb{1}\{p_\ell^{(j)} \leq qk/m\} \geq k\}$.

6: Compute $\hat{\mathcal{R}}_{j \rightarrow 0} = \{j\} \cup \{\ell \neq j: p_\ell^{(j)} \leq qk_j^*/m\}$.

7: **end for**

8: Compute the first-step selection set $\mathcal{R}^{(1)} = \{j: p_j \leq q|\hat{\mathcal{R}}_{j \rightarrow 0}|/m\}$.

- **Second-step pruning** -

9: Compute $\mathcal{R} = \mathcal{R}_{\text{hete}}$ as in (9) or $\mathcal{R} = \mathcal{R}_{\text{homo}}$ as in (10) or $\mathcal{R} = \mathcal{R}_{\text{dtm}}$ as in (11).

Output: Selection set \mathcal{R} .

3.2 Theoretical guarantee

The following theorem, whose proof is in Appendix C.1, shows exact finite-sample FDR control.

Theorem 3.1. Write $Z_i = (X_i, Y_i)$ for $i = 1, \dots, m+n$, and $\tilde{Z}_{n+j} = (X_{n+j}, c_{n+j})$ for $j = 1, \dots, m$. Suppose $\{Z_i\}_{i=1}^n \stackrel{\text{i.i.d.}}{\sim} P$ and $\{Z_{n+j}\}_{j=1}^m \stackrel{\text{i.i.d.}}{\sim} Q$, and (2) holds for the input weight function $w(\cdot)$ of Algorithm 1. Assume that for each $j = 1, \dots, m$, the samples in $\{Z_1, \dots, Z_n, Z_{n+j}\} \cup \{\tilde{Z}_{n+\ell}\}_{\ell \neq j}$ are mutually independent. Then with either $\mathcal{R} \in \{\mathcal{R}_{\text{hete}}, \mathcal{R}_{\text{homo}}, \mathcal{R}_{\text{dtm}}\}$, it holds that

$$\mathbb{E} \left[\frac{\sum_{j=1}^m \mathbb{1}\{j \in \mathcal{R}, Y_{n+j} \leq c_{n+j}\}}{1 \vee |\mathcal{R}|} \right] \leq q$$

(the expectation is taken over both calibration and test data).

As we allow for random thresholds c_{n+j} , the independence assumption rules out the cases where the thresholds c_{n+j} are adversarially chosen; the reason is that they would break certain exchangeability properties between scores $\{\hat{V}_{n+\ell}\}_{\ell=1}^m$ and calibration scores $\{V_i\}_{i=1}^n$. Independence holds if c_{n+j} is pre-determined, or more generally, if c_{n+j} is a random variable associated with independent test samples (such as when $\{X_{n+j}, c_{n+j}, Y_{n+j}\}_{j=1}^m$ are i.i.d. tuples that are independent of the calibration data). Examples include individual treatment effects studied in Section 4, and the drug-target interaction prediction task studied in Section 5.2. Other examples with random thresholds related to healthcare are in [JC22, Section 2.4].

While the p_j 's are still marginally stochastically larger than uniforms, their complicated dependence requires additional care, and this is why we use the auxiliary p-values $\{p_\ell^{(j)}\}$ as ‘calibrators’ to determine a potentially different rejection rule than naively applying the BH procedure. The proof of Theorem 3.1 relies on comparing our p-values (7) to oracle p-values

$$\bar{p}_j = \frac{\sum_{i=1}^n w(X_i) \mathbb{1}\{V_i < V_{n+j}\} + w(X_{n+j})}{\sum_{i=1}^n w(X_i) + w(X_{n+j})}.$$

As we shall see, replacing our conformal p-values with their oracle counterparts does not change the first-step rejection set $\hat{\mathcal{R}}_{j \rightarrow 0}$. The advantage of working with the oracle p-values is a friendly dependence structure, which ultimately ensures FDR control. The main ideas of the argument are:

- *Randomization reduction:* for each j , $\hat{\mathcal{R}}_{j \rightarrow 0}$ can be expressed as $\hat{\mathcal{R}}_{j \rightarrow 0} = f(p_j, \mathbf{p}_{-j}^{(j)})$, where $\mathbf{p}_{-j}^{(j)} := \{p_\ell^{(j)}\}_{\ell \neq j}$. For all three pruning options, it holds that

$$\text{FDR} \leq \sum_{j=1}^m \mathbb{E} \left[\frac{\mathbb{1}\{p_j \leq q |f(p_j, \mathbf{p}_{-j}^{(j)})|/m\}}{|f(p_j, \mathbf{p}_{-j}^{(j)})|} \right].$$

- *Leave-one-out:* $\hat{\mathcal{R}}_{j \rightarrow 0}$ remains the same if we replace all $\{p_\ell\}$ with $\{\bar{p}_\ell\}$ defined above, i.e., $f(p_j, \mathbf{p}_{-j}^{(j)}) = f(\bar{p}_j, \bar{\mathbf{p}}_{-j}^{(j)})$. Since $\hat{\mathcal{R}}_{j \rightarrow 0}$ is obtained by BH, it follows that $f(\bar{p}_j, \bar{\mathbf{p}}_{-j}^{(j)}) = f(0, \bar{\mathbf{p}}_{-j}^{(j)})$.
- *Conditional independence:* under the covariate shift (2), the oracle p-values possess a nice conditional independence structure, namely, $\bar{p}_j \perp\!\!\!\perp \bar{\mathbf{p}}_{-j}^{(j)} | \mathcal{Z}_j$, where $\mathcal{Z}_j = [Z_1, \dots, Z_n, Z_{n+j}]$ is an unordered set. This, together with the first two steps and the fact that $\bar{p}_j | \mathcal{Z}_j$ is stochastically larger than a uniform random variable, gives $\text{FDR} \leq q$.

Along the way, we shall explore interesting connections between Algorithm 1 and existing ideas in the multiple testing literature.

Remark 3.2. Algorithm 1 is related to the conditional calibration method [FL22], which utilizes sufficient statistics to calibrate a rejection threshold for each individual hypothesis to achieve finite-sample FDR control. Indeed, for each j , $s_j := q|\hat{\mathcal{R}}_{j \rightarrow 0}|/m$ can be viewed as the ‘calibrated threshold’ for p-values in their framework; the unordered set \mathcal{Z}_j (after a careful leave-one-out analysis in our proof) plays a similar role as a ‘sufficient statistic’. Our heterogeneous pruning is similar to their random pruning step, while the other two options generalize their approach. In addition, the procedure and its theoretical analysis are specific to our problem, and they are significantly different.

Remark 3.3. Algorithm 1 is also connected to the eBH procedure [WR20], a generalization of the BH procedure to *e-values*. In the conventional setting with a set of (deterministic) hypotheses $\{H_j\}_{j=1}^m$, e-values are nonnegative random variables $\{e_j\}_{j=1}^m$ such that $\mathbb{E}[e_j] \leq 1$ if H_j is null. For a target level $q \in (0, 1)$, the eBH procedure outputs $\mathcal{R}_{\text{eBH}} := \{j: e_j \geq m/(q\hat{k})\}$, where $\hat{k} = \max\{k: \sum_{j=1}^m \mathbb{1}\{e_j \geq m/(qk)\} \geq k\}$. One can check that \mathcal{R}_{dtm} is equivalent to \mathcal{R}_{eBH} applied to

$$e_j := \frac{\mathbb{1}\{p_j \leq q|\hat{\mathcal{R}}_{j \rightarrow 0}|/m\}}{q|\hat{\mathcal{R}}_{j \rightarrow 0}|/m}, \quad j = 1, \dots, m. \quad (12)$$

Similar to (4), the e_j 's above obey a generalized notion of “null” e-values, in the sense that

$$\mathbb{E}[e_j \mathbb{1}\{j \in \mathcal{H}_0\}] \leq 1, \quad \text{for all } j = 1, \dots, m,$$

see Appendix C.1 for details. Furthermore, using the generalized e-values (12), $\mathcal{R}_{\text{hete}}$ and $\mathcal{R}_{\text{homo}}$ are equivalent to running eBH using $\{e_j/\xi_j\}$ and $\{e_j/\xi_j\}$, respectively. Note that $\{e_j/\xi_j\}$ and $\{e_j/\xi_j\}$ are no longer e-values, yet our procedures still control the FDR while achieving higher power.

Our next result shows that the extra randomness in the second step does not incur too much additional variation for $\mathcal{R}_{\text{hete}}$ and $\mathcal{R}_{\text{homo}}$. The proof of Proposition 3.4 is in Appendix C.3.

Proposition 3.4. Suppose $\|w\|_\infty \leq M$ for some constant $M > 0$. Suppose the distributions of $\{V(X_i, Y_i)\}_{i=1}^m$ and $\{V(X_{n+j}, c_{n+j})\}_{j=1}^m$ have no point mass. Let \mathcal{R}_{BH} be the rejection set of BH with weighted conformal p-values (3), and \mathcal{R} be any of the three selections from Algorithm 1. Let $\mathcal{R}^{(1)} = \{j: p_j \leq q|\hat{\mathcal{R}}_{j \rightarrow 0}|/m\}$ be the first-step selection set. Then the following holds:

- (i) If m is fixed, then $\lim_{n \rightarrow \infty} \mathbb{P}(\mathcal{R}_{\text{BH}} = \mathcal{R} = \mathcal{R}^{(1)}) = 1$ for each $\mathcal{R} \in \{\mathcal{R}_{\text{homo}}, \mathcal{R}_{\text{hete}}, \mathcal{R}_{\text{dtm}}\}$.
- (ii) If $m, n \rightarrow \infty$ and the regularity conditions in case (ii) of Theorem 2.5 hold, then $\frac{|\mathcal{R}^{(1)} \Delta \mathcal{R}_{\text{BH}}|}{|\mathcal{R}^{(1)}|} \xrightarrow{\text{a.s.}} 0$, $\frac{|\mathcal{R}^{(1)} \Delta \mathcal{R}_{\text{BH}}|}{|\mathcal{R}_{\text{BH}}|} \xrightarrow{\text{a.s.}} 0$, $\frac{|\mathcal{R}^{(1)} \Delta \mathcal{R}_{\text{homo}}|}{|\mathcal{R}^{(1)}|} \xrightarrow{P} 0$, and $\frac{|\mathcal{R}_{\text{BH}} \Delta \mathcal{R}_{\text{homo}}|}{|\mathcal{R}_{\text{BH}}|} \xrightarrow{P} 0$.

Proposition 3.4 shows that when the size of the calibration set is sufficiently large, our procedure is close to the BH procedure applied to the weighted conformal p-values, the latter being a deterministic function of the data. In particular, our first-step rejection set is asymptotically equivalent to BH under mild conditions, and the same applies to $\mathcal{R}_{\text{homo}}$. The asymptotic analysis of $\mathcal{R}_{\text{hete}}$ and \mathcal{R}_{dtm} is challenging. In our numerical experiments, we find that $\mathcal{R}_{\text{hete}}$ is often very close to $\mathcal{R}_{\text{homo}}$, while \mathcal{R}_{dtm} usually makes too few rejections.

3.3 FDR bounds with estimated weights

In practice, the covariate shift $w(\cdot)$ may be unknown. When the conformal p-values are computed with some fitted weights $\hat{w}(X_i)$, Theorem 3.5 establishes upper bounds on the FDR. The proof is in Appendix C.4.

Theorem 3.5. Take $w(\cdot) := \hat{w}(\cdot)$ as the input weight function in Algorithm 1 and assume $\hat{w}(\cdot)$ is estimated in a training process with data independent from $\{(X_i, Y_i)\}_{i=1}^n \cup \{(X_{n+j}, c_{n+j})\}_{j=1}^m$. Under the conditions of Theorem 3.1, for each $\mathcal{R} \in \{\mathcal{R}_{\text{homo}}, \mathcal{R}_{\text{hete}}, \mathcal{R}_{\text{dtm}}\}$, we have

$$\text{FDR} \leq q \cdot \mathbb{E} \left[\frac{\hat{\gamma}^2}{1 + q(\hat{\gamma}^2 - 1)/m} \right],$$

where $\hat{\gamma} := \sup_{x \in \mathcal{X}} \max\{\hat{w}(x)/w(x), w(x)/\hat{w}(x)\}$.

Above, $\hat{\gamma} \geq 1$ measures the estimation error in $\hat{w}(\cdot)$ relative to the true weights. When both $w(\cdot)$ and $\hat{w}(\cdot)$ are bounded away from zero and infinity, $\hat{\gamma} - 1$ is of the same order as $\sup_x |\hat{w}(x) - w(x)|$, and hence the FDR inflation in Theorem 3.1 converges to zero if \hat{w} is consistent.

3.4 Hypothesis-conditional FDR control

This subsection slightly deviates from the main setting, and considers a variant of Algorithm 1 that controls a notion of *hypothesis-conditional* FDR in several new problems.

Assuming access to i.i.d. training data $\{Z_i\}_{i=1}^n$, we consider a set of test data $\{Z_{n+j}\}_{j=1}^m$ for which the Z_{n+j} 's may only be partially observed (e.g., if $Z = (X, Y)$ we would observe the features X but not the response Y). We are interested in some null hypotheses $\{H_j\}_{j=1}^m$ associated with the test samples. As before, whether H_j is true can be a random event depending on Z_{n+j} ; this includes our previous problem with $H_j: Y_{n+j} \leq c_{n+j}$.

3.4.1 Hypothesis-conditional covariate shift

Assumption 3.6 (Hypothesis-conditional covariate shift). $\{Z_i\}_{i=1}^n \cup \{Z_{n+j}\}_{j=1}^m$ are mutually independent. Also, conditional on the subset $\mathcal{H}_0 \subset \{1, \dots, m\}$ of all null hypotheses, it holds that $\{Z_i\}_{i=1}^n \stackrel{\text{i.i.d.}}{\sim} P$, and $\{Z_{n+j}\}_{j \in \mathcal{H}_0} \stackrel{\text{i.i.d.}}{\sim} Q$, where $dQ/dP(Z) = w(X)$ for some function $w: \mathcal{X} \rightarrow \mathbb{R}^+$ and $X \subseteq Z$.

A special case of problem (1) obeys these assumptions.

Example 3.7 (Binary classification). Set $Z = (X, Y)$, where $Y \in \{0, 1\}$ is a binary response. Suppose the goal is to find positive Y_{n+j} , e.g. an active drug or a qualified candidate. We only observe the covariates $\{X_{n+j}\}_{j=1}^m$ for the test samples $\{(X_{n+j}, Y_{n+j})\}_{j=1}^m \stackrel{\text{i.i.d.}}{\sim} Q$. Consider a reference dataset that only preserves positive samples among a set of i.i.d. data from a covariate shifted distribution P ; that is, $\mathcal{D}_{\text{calib}} = \{Z_i: Y_i = 0\}$ where $\{(X_i, Y_i)\} \stackrel{\text{i.i.d.}}{\sim} P$. Although the (super-population) covariate shift (2) no longer applies, conditional on $\mathcal{H}_0 = \{j: Y_{n+j} = 0\}$, it still holds that $Z_i \stackrel{\text{i.i.d.}}{\sim} P_{Z|Y=0}$ for $Z_i \in \mathcal{D}_{\text{calib}}$, and $Z_{n+j} \stackrel{\text{i.i.d.}}{\sim} Q_{Z|Y=0}$ for $j \in \mathcal{H}_0$.

The above example also applies to candidate screening with constant thresholds $c_{n+j} \equiv c_0$. Setting $\tilde{Y} = \mathbb{1}\{Y > c_0\} \in \{0, 1\}$ and $\mathcal{D}_{\text{calib}} = \{Z_i: Y_i \leq c_0\}$, all arguments apply similarly to $\tilde{Z} = (X, \tilde{Y})$. However, this does not necessarily apply when the thresholds c_{n+j} are random variables (especially when no 'threshold c_j ' is observed in the calibration data, such as in the counterfactual inference problem we will study later).

Another application is outlier detection under covariate shifts.

Example 3.8 (Outlier detection). We revisit outlier detection [BCL⁺21] while allowing for identifiable covariate shifts between the calibration inliers and the test inliers. Given $\{Z_i\}_{i=1}^n$ drawn i.i.d. from an unknown distribution P and a set of test data $\{Z_{n+j}\}_{j=1}^m$, we assume the inliers in the test data are i.i.d. from a distribution Q with $dQ/dP(Z) = w(Z)$ for a known function w , while allowing outliers to be from arbitrary distributions. The covariate shift may happen, for example, when inliers *were* from Q but the calibration set is selected with preferences relying on z : for instance, one may include more female users to balance the gender distribution when curating a reference panel of normal transactions (inliers). In this case, $\mathcal{H}_0 = \{j: Z_{n+j} \sim Q\}$ is a deterministic set, and Assumption 3.6 clearly holds.

The outlier detection example is closely related to identifying concept drifts.

Example 3.9 (Concept shift detection). Letting $Z = (X, Y)$ where $X \in \mathcal{X}$ is the family of covariates and Y is the response, concept shift focuses on potential changes in the conditional distribution of Y given X . Given calibration data $\{Z_i\}_{i=1}^n \stackrel{\text{i.i.d.}}{\sim} P$ and independent test data $\{Z_{n+j}\}_{j=1}^m$, [HL20] assume $\{Z_{n+j}\}_{j=1}^m \stackrel{\text{i.i.d.}}{\sim} Q$, and test for the global null $H_0: dQ/dP(Z) = w(X)$ for some $w: \mathcal{X} \rightarrow \mathbb{R}^+$. They achieve this by combining independent p-values after sample splitting. Our framework can be used to test individual concept drifts with dependent p-values. For instance, assume $\{X_{n+j}\}_{j=1}^m \stackrel{\text{i.i.d.}}{\sim} Q_X$ for some unknown (but estimable) Q_X , we can test whether $P_{Y_{n+j}|X_{n+j}} = P_{Y|X}$. The null hypotheses can be formulated as $H_j: Z_{n+j} \sim Q$, where $dQ/dP(Z) = w(X)$ for some $w: \mathcal{X} \rightarrow \mathbb{R}^+$ that is either known or can be estimated well under proper conditions.

3.4.2 Multiple testing procedure

The testing procedure from Algorithm 2 slightly modifies Algorithm 1 by removing the thresholds (note differences in lines 1, 2, and 4). In the classification or constant threshold problem (Example 3.7), it suffices to set $Z = X$ while leaving out Y .

Algorithm 2 Hypothesis-conditional Weighted Conformalized Selection

Input: Calibration data $\{Z_i\}_{i=1}^n$, test data $\{Z_{n+j}\}_{j=1}^m$, weight function $w(\cdot)$, FDR target $q \in (0, 1)$, monotone nonconformity score $V: \mathcal{X} \times \mathcal{Y} \rightarrow \mathbb{R}$, pruning method $\in \{\text{hete}, \text{homo}, \text{dtm}\}$.

- 1: Compute $V_i = V(Z_i)$ for $i = 1, \dots, n$, and $V_{n+j} = V(Z_{n+j})$ for $j = 1, \dots, m$.
- 2: Construct weighted conformal p-values $\{p_j\}_{j=1}^m$ as in (7) with \widehat{V}_{n+j} replaced by V_{n+j} .
 - **First-step selection** -
- 3: **for** $j = 1, \dots, m$ **do**
- 4: Compute p-values $\{p_\ell^{(j)}\}$ as in (8) with $\widehat{V}_{n+\ell}$ replaced by $V_{n+\ell}$ for all $\ell = 1, \dots, m$.
- 5: (BH procedure) Compute $k_j^* = \max \{k: 1 + \sum_{\ell \neq j} \mathbf{1}\{p_\ell^{(j)} \leq qk/m\} \geq k\}$.
- 6: Compute $\widehat{\mathcal{R}}_{j \rightarrow 0} = \{j\} \cup \{\ell \neq j: p_\ell^{(j)} \leq qk_j^*/m\}$.
- 7: **end for**
- 8: Compute the first-step selection set $\mathcal{R}^{(1)} = \{j: p_j \leq q|\widehat{\mathcal{R}}_{j \rightarrow 0}|/m\}$.
 - **Second-step selection** -
- 9: Compute $\mathcal{R} = \mathcal{R}_{\text{hete}}$ or $\mathcal{R} = \mathcal{R}_{\text{homo}}$ or $\mathcal{R} = \mathcal{R}_{\text{dtm}}$ as in Algorithm 1.

Output: Selection set \mathcal{R} .

Algorithm 2 returns to the conventional perspective, where the null set is deterministic, and the null p-values are dominated by $\text{Unif}([0, 1])$. That is, for p_j constructed in Line 2 of Algorithm 2, it holds that

$$\mathbb{P}(p_j \leq t \mid j \in \mathcal{H}_0) \leq t \quad \text{for all } t \in [0, 1].$$

After conditioning on \mathcal{H}_0 , we no longer need to deal with the randomness of the hypotheses and their interaction with the p-values. The only issue is the mutual dependence among the p-values, which is addressed using a similar idea as in our theoretical analysis of Algorithm 1.

Using calibration data obeying the covariate shift assumption, Algorithm 2 achieves a slightly stronger hypotheses-conditional FDR control. The proof of Theorem 3.10 is in Appendix C.5.

Theorem 3.10. *Under Assumption 3.6, Algorithm 2 yields*

$$\mathbb{E} \left[\frac{|\mathcal{R} \cap \mathcal{H}_0|}{1 \vee |\mathcal{R}|} \mid \mathcal{H}_0 \right] \leq q \cdot \frac{|\mathcal{H}_0|}{m}$$

for any fixed $q \in (0, 1)$, and each $\mathcal{R} \in \{\mathcal{R}_{\text{homo}}, \mathcal{R}_{\text{hete}}, \mathcal{R}_{\text{dtm}}\}$.

3.4.3 Comparison with Algorithm 1

In binary classification, or more generally, WCS with a constant threshold, we have shown in Example 3.7 that Algorithm 2 yields FDR control. In this case, Algorithms 1 and 2 differ in terms of (i) power, and (ii) distributional assumptions. We elaborate on these distinctions.

First, Algorithm 2 only uses a subset of calibration data to construct p-values, which leads to a power loss for specific choices of nonconformity scores; see [JC22, Appendix A.1] for the i.i.d. case. Let us consider the binary setting. Suppose we have access to a set of calibration data $\{(X_i, Y_i)\}$ consisting of both $Y = 1$ and $Y = 0$ samples. As discussed in Example 3.7, Assumption 2 holds if we only use data in the subset $\mathcal{Z}_0 = \{i: Y_i = 0\}$ as $\mathcal{D}_{\text{calib}}$ in Algorithm 2. In contrast, Algorithm 1 uses all data points. Suppose we set $V(x, y) = My - \widehat{\mu}(x)$ and $c_{n+j} \equiv 0$ in Algorithm 1, where $\widehat{\mu}(\cdot)$ is a fitted point prediction, and $M > 2 \sup_{x \in \mathcal{X}} |\widehat{\mu}(x)|$ is a sufficiently large constant. Similarly, we set $V(x) = M - \widehat{\mu}(x)$ in Algorithm 2. This construction ensures

$$\inf_{x \in \mathcal{X}} V(x, 1) = M - \sup_{x \in \mathcal{X}} \widehat{\mu}(x) > \sup_{x \in \mathcal{X}} |\widehat{\mu}(x)| \geq \sup_{x \in \mathcal{X}} V(x, 0). \quad (13)$$

Theorems 3.1 and 3.10 state that the FDR is controlled for both approaches. However, letting p_j denote the p-values constructed in Algorithm 1 and p'_j denote those in Algorithm 2, we note that

$$\begin{aligned} p_j &= \frac{\sum_{i \in \mathcal{I}_0} w(X_i) \mathbb{1}\{V(X_i, 0) < V(X_{n+j}, 0)\} + w(X_{n+j})}{\sum_{i=1}^n w(X_i) + w(X_{n+j})} + \frac{\sum_{i \in \mathcal{I}_1} w(X_i) \mathbb{1}\{V(X_i, 1) < V(X_{n+j}, 0)\}}{\sum_{i=1}^n w(X_i) + w(X_{n+j})} \\ &= \frac{\sum_{i \in \mathcal{I}_0} w(X_i) \mathbb{1}\{V(X_i, 0) < V(X_{n+j}, 0)\} + w(X_{n+j})}{\sum_{i=1}^n w(X_i) + w(X_{n+j})} \\ &< \frac{\sum_{i \in \mathcal{I}_0} w(X_i) \mathbb{1}\{V(X_i, 0) < V(X_{n+j}, 0)\} + w(X_{n+j})}{\sum_{i \in \mathcal{I}_0} w(X_i) + w(X_{n+j})} = p'_j, \end{aligned}$$

where the second lines uses (13). That is, with this nonconformity score (which is shown in [JC22] to be powerful), the p-values constructed in Algorithm 1 is strictly smaller than those in Algorithm 2, leading to larger rejection sets and higher power. Furthermore, in this case,

$$\frac{p_j}{p'_j} = \frac{\sum_{i \in \mathcal{I}_0} w(X_i) + w(X_{n+j})}{\sum_{i=1}^n w(X_i) + w(X_{n+j})}$$

is the weighted proportion of negative calibration samples. Thus, the power gain of Algorithm 1 is more significant when there are more positive samples in the test distribution.

Second, Algorithm 2 is suitable for dealing with imbalanced data, such as those encountered in drug discovery. For instance, after selecting a subset of molecules or compounds for virtual screening, the experimenter may discard a few samples with $Y = 0$ as she would deem them as uninteresting. This bias would make Algorithm 1 inapplicable. However, if the decision to discard or not does not depend on X , the shift between $P_{X|Y=0}$ and $Q_{X|Y=0}$ remains the same as the covariate shift incurred by selection into screening, and Algorithm 2 still provides reliable selection.

4 Application to multiple individual treatment effects

We apply our method to infer individual treatment effects (ITEs) [LC21, JRC23] under the potential outcomes framework [IR15]. The ITE describes the difference between an individual's outcomes when receiving a treatment versus not; its variation comes from both individual characteristics and intrinsic uncertainty in the outcomes. Inference on multiple ITEs is useful in assisting reliable personalized decision making.

4.1 Individual treatment effects

We consider a super-population setting, where the samples $(X_i, O_i(1), O_i(0), T_i)$ are drawn i.i.d. from a joint distribution \mathcal{P} (distinct from the distributions P and Q we use for the data). Here, $X_i \in \mathcal{X}$ is the observed features, $T_i \in \{0, 1\}$ indicates whether unit i receives treatment, and $O_i(1), O_i(0)$ are the potential outcomes under treatment and control, respectively. Under the standard SUTVA [IR15], we observe (X_i, O_i, T_i) , where $O_i = O_i(T_i) = T_i O_i(1) + (1 - T_i) O_i(0)$. We will specify how the treatment T_i is allocated later on.

We focus on units *in the study*, i.e., those who have received a certain treatment option. The ITE of unit i is the random variable $\Delta_i = O_i(1) - O_i(0)$. As only one potential outcome is observed, a crucial part of inferring the ITE is to predict the counterfactual, i.e., $O_i(1)$ for those units with $T_i = 0$, and $O_i(0)$ for those with $T_i = 1$. In the following, we consider simultaneous inference for the ITEs of a set of units in the control group (inferring ITEs for treated units is similar).

Formally, the test samples are $\{X_{n+j}\}_{j=1}^m$ are units in the control group (the outcome O_{n+j} is observed). Our goal is to screen for positive ITEs with FDR control, i.e., finding a subset $\mathcal{R} \subseteq \{1, \dots, m\}$, such that

$$\text{FDR} := \mathbb{E} \left[\frac{\sum_{j=1}^m \mathbb{1}\{O_{n+j}(1) \leq O_{n+j}(0), j \in \mathcal{R}\}}{1 \vee |\mathcal{R}|} \right] \leq q. \quad (14)$$

Using our hypothesis testing language,

$$H_j: O_{n+j}(1) \leq O_{n+j}(0), \quad j = 1, \dots, m,$$

and rejecting H_j means claiming a positive ITE for test unit j .

To cast the counterfactual problem in our framework, set $Y_{n+j} := O_{n+j}(1)$ to be the unobserved outcome, and the thresholds $c_{n+j} := O_{n+j}(0)$ to be the observed outcomes. To infer Y_{n+j} , the training data is $\{(X_i, Y_i)\}_{i=1}^n = \{(X_i, O_i(1))\}_{i=1}^n$ for which $T_i = 1$. Conditional on the treatment status, the training samples are i.i.d. from $P := \mathcal{P}_{X, O(1) | T=1}$, while the test samples $\{(X_{n+j}, Y_{n+j})\}_{j=1}^m$ are i.i.d. from $Q := \mathcal{P}_{X, O(1) | T=0}$. The relationship between P and Q will depend on the treatment assignment mechanism.

4.2 Warm-up: completely randomized experiments

As a warmup, consider a completely randomized experiment, where the treatment assignments T_i are i.i.d. draws from $\text{Bern}(\pi)$ for some $\pi \in (0, 1)$ independently from everything else. In this case, $P = Q = \mathcal{P}_{X, O(1)}$ and it suffices to use conformal p-values without weights.

The testing procedure for randomized experiments has already been studied in [JC22]. Take any *monotone* nonconformity score $V(\cdot, \cdot)$ obtained from an independent training process, and compute $V_i = V(X_i, O_i) = V(X_i, O_i(1))$ for $i = 1, \dots, n$, and $\hat{V}_{n+j} = V(X_{n+j}, O_{n+j}) = V(X_{n+j}, O_{n+j}(0))$ for $j = 1, \dots, m$. Then construct conformal p-values $\{p_j^{\text{nw}}\}$ as in (5) and run the BH procedure with $\{p_j^{\text{nw}}\}_{j=1}^m$ at level q . FDR control is a corollary of [JC22, Theorem 2.3], and we omit the proof.

Corollary 4.1. *The procedure above has FDR (14) at most q .*

4.3 Stratified randomization and observational studies

We now consider a more general setting where the treatment assignment may depend on the observed covariates, formalized as the following strong ignorability condition [IR15].

Assumption 4.2 (Strong ignorability). *Under the joint distribution \mathcal{P} , it holds that $(O(1), O(0)) \perp\!\!\!\perp T \mid X$. Equivalently, the treatment assignments are independently generated from $T_i \sim \text{Bern}(e(X_i))$, where $e: \mathcal{X} \rightarrow (0, 1)$ is known as the propensity score.*

Assumption 4.2 is automatically satisfied in stratified randomization experiments, where the treatment is randomized in a way that only depends on the covariates, and the propensity score $e(\cdot)$ is known. In observational studies where the treatment assignment mechanism is completely unknown, Assumption 4.2 is standard for the identifiability of average treatment effects [Ros02]. Inference on ITEs when this assumption is violated (i.e., when there is unmeasured confounding) is studied in [JRC23]; that said, multiple testing under confounding needs additional techniques, and is beyond the scope of the current work.

Under Assumption 4.2, the covariate shift condition (2) holds [LC21], as

$$\frac{dQ}{dP}(x, y) = \frac{d\mathcal{P}_{X, O(1) | T=0}}{d\mathcal{P}_{X, O(0) | T=1}}(x, y) = \frac{d\mathcal{P}_{X | T=0}}{d\mathcal{P}_{X | T=1}}(x) = w(x) := \frac{\pi(1 - e(x))}{(1 - \pi)e(x)},$$

where $e(x) = \mathcal{P}(T = 1 | X = x)$ is the propensity score, and $\pi = \mathcal{P}(T = 1)$ is the marginal probability of being treated. As such, Algorithm 1 is readily applicable when $e(\cdot)$ is known.

Corollary 4.3. *Suppose $e(\cdot)$ is known, and Assumption 4.2 holds. Consider calibration data $\{(X_i, O_i(1) : T_i = 1)\}_{i=1}^n$, test data $\{X_{n+j} : T_{n+j} = 1\}_{j=1}^m$, thresholds $\{O_{n+j}(0) : T_{n+j} = 0\}_{j=1}^m$, any monotone nonconformity score V , and a weight function $w(x) \propto (1 - e(x))/e(x)$ as the input of Algorithm 1. Then any selection procedure $\mathcal{R} \in \{\mathcal{R}_{\text{hete}}, \mathcal{R}_{\text{homo}}, \mathcal{R}_{\text{dtm}}\}$ has FDR at most q .*

The propensity score function $e(\cdot)$ is unknown for observational data since the statistician has no control over the treatment assignment mechanism. Under Assumption 4.2, we can estimate the propensity scores (hence the weight function) using an independent training fold and plug this estimate into the construction of p-values. As a corollary of Theorem 3.5, we can develop an FDR bound for observational data.

Corollary 4.4. *In the setting of Corollary 4.3, take $w(x) \propto (1 - \hat{e}(x))/\hat{e}(x)$ as the input of Algorithm 1, where $\hat{e}(\cdot)$ is an estimate of $e(\cdot)$ which is independent of the calibration and training data. Then any selection*

procedure $\mathcal{R} \in \{\mathcal{R}_{\text{hete}}, \mathcal{R}_{\text{homo}}, \mathcal{R}_{\text{dtm}}\}$ obeys

$$\text{FDR} \leq q \cdot \mathbb{E} \left[\frac{\hat{\gamma}^2}{1 + q(\hat{\gamma}^2 - 1)/m} \right], \quad \hat{\gamma} := \sup_{x \in \mathcal{X}} \max \left\{ \frac{1 - e(x)\hat{e}(x)}{e(x)(1 - \hat{e}(x))}, \frac{e(x)(1 - \hat{e}(x))}{1 - e(x)\hat{e}(x)} \right\}.$$

At a high level, the conformal p-values compare the observed outcome $O_{n+j}(0)$ of the control units to the empirical distribution of $O_i(1)$ in the calibration data; the latter—after proper weighting—shows the typical behavior of the counterfactual $O_{n+j}(1)$, and provides evidence for whether it may be larger than $O_{n+j}(0)$, i.e., whether Δ_{n+j} is positive.

In predicting $O_{n+j}(1)$, we use the marginal distribution of $(X, O(1))$ from the calibration data, but ignore the information in the observed outcome $O(0)$. Put differently, our inference for ITEs is valid regardless of how the potential outcomes are coupled. Thus, the actual false discovery rate may be lower than q . Indeed, it is observed in [JRC23] that the FDR for identifying positive ITEs—even without adjusting for multiplicity—can sometimes be lower than the nominal level. Next, we are to empirically investigate the FDR and power of our method under various couplings of potential outcomes. A theoretical understanding is left for future work.

4.4 Simulation studies

We design joint distributions of the variables $(X, O(1), O(0), T)$ with various covariate distributions, regression functions, and couplings of potential outcomes. The covariates $X_i \in \mathbb{R}^{10}$ ($p = 10$) are obtained via $X_{ij} = \Phi(X_{ij}^0)$, $j = 1, \dots, 10$, where $X_i^0 \in \mathbb{R}^{10}$ are i.i.d. $\mathcal{N}(0, \Sigma)$, and $\Phi(\cdot)$ is the CDF of a $\mathcal{N}(0, 1)$ random variable. We set $\Sigma = I_p$ for the independent case and $\Sigma_{k,j} = 0.9^{|k-j|}$ for the correlated case.³ We consider three cases:

- Setting 1:

$$O_i(0) = 0.1 \epsilon_{0,i}, \quad O_i(1) = \max\{0, \mu_1(X_i) + \sigma_1(X_i) \epsilon_{1,i}\},$$

where

$$\sigma_1(x) = 0.2 - \log x_1, \quad \mu_1(x) = 4/(1 + e^{-12x_1 - 0.5})(1 + e^{-12x_2 - 0.5}).$$

- Setting 2 is a mixture of deterministic and stochastic ITEs. With probability 0.1, set $O_i(1) = 0.1 \epsilon_{0,i} - 0.5$, and $O_i(0) = O_i(1) + 0.05$; with probability 0.9, set the pair as in Setting 1.
- Setting 3:

$$O_i(0) = \mu_0(X_i) + 0.1 \epsilon_{0,i}, \quad O_i(1) = \max\{0, \mu_1(X_i) + \sigma_1(X_i) \epsilon_{1,i}\},$$

where $\sigma_1(\cdot)$ is as in Setting 1, and

$$\mu_0(x) = 2/(1 + e^{-3x_1 - 0.5})(1 + e^{-3x_2 - 0.5}), \quad \mu_1(x) = 0.1 + 1.5 \mu_0(x).$$

Above, the variables $(\epsilon_{0,i}, \epsilon_{1,i})$ are i.i.d. samples from a bivariate distribution with the standard normal as marginals. We consider three coupling scenarios: (i) independent coupling in which $\epsilon_{0,i}$ and $\epsilon_{1,i}$ are mutually independent; (ii) negative coupling in which $\epsilon_{1,i} = -\epsilon_{0,i}$; (iii) positive coupling in which $\epsilon_{1,i} = \epsilon_{0,i}$. We generate treatment indicators via $T_i \sim \text{Bern}(e(X_i))$ independently, where $e(x) = (1 + \text{Beta}_{2,4}(x_1))/4$, and $\text{Beta}_{2,4}(\cdot)$ is the CDF of the Beta distribution with shape parameters $(2, 4)$. Finally, we set those $T_i = 1$ as the calibration data ($n = 250$), and those $T_i = 0$ as the test sample ($m = 100$); as training data we select $n_{\text{train}} = 750$ independent units, which are used to construct four types of conformity scores $V(x, y)$:

- **reg**: $V(x, y) = y - \hat{\mu}(x)$, where $\hat{\mu}(x)$ is an estimate of $\mu_1(x)$ using regression forest from the **grf** R-package [ATW19].
- **cdf**: $V(x, y) = \hat{F}(x, y)$ [CWZ21], where $\hat{F}(x, y)$ is an estimate of $\mathcal{P}(O(1) \leq y | X = x)$. Here, we fit \hat{F} via inverting quantile regression forests from the **grf** R-package.
- **oracle**: $V(x, y) = \mathcal{P}(O(1) \leq y | X = x)$, which is not computable from data and is shown only for illustration.

³Simulations and real data analysis for ITE inference can be found at <https://github.com/ying531/conformal-selection>.

- **cqr**: $V(x, y) = y - \hat{q}_\beta(x)$ [RPC19], where $\hat{q}_\beta(x)$ is an estimate of the β -th quantile of $\mathcal{P}_{O(1)|X=x}$, $\beta \in \{0.2, 0.5, 0.8\}$ and use the quantile regression forest algorithm from the **grf** R-package to fit $\hat{q}_\beta(\cdot)$.

After generating the three folds of data, we fit $V(\cdot, \cdot)$ on the training fold, and run four procedures on the calibration and test data: BH with weighted conformal p-values in (3) (named **WBH** in the plot), and Algorithm 1 with heterogenous, homogeneous, and deterministic pruning (named **WCS.hete**, **WCS.homo**, **WCS.dtm**, respectively). The experiment is repeated for $N = 1000$ independent runs.

Among the three, setting 2 is the most challenging: 10% of the samples are with nonrandom, slightly negative ITEs; they are likely to be falsely rejected since the selection procedure ignores the coupling (it may reject a sample with a small value of $O(0)$ even if $O(1)$ is smaller). We expect setting 1 to be the least challenging for detecting ITEs, as there is a strong signal in $O(1)$. Setting 3 is more challenging than setting 1 since $O(1)$ and $O(0)$ are close to each other as the regression functions are similar.

FDR control. The empirical FDR in all settings is plotted in Figure 2. We observe FDR control for all methods, including the BH procedure. (We omit the results of \mathcal{R}_{dtm} because it does not succeed in making any selection.) Comparing settings with the same regression function, those with correlated covariates often have higher FDR. The realized FDR also varies with the nonconformity scores: **oracle** incurs very low FDR, while its empirical counterpart **cdf** has higher FDR. On the other hand, quantile regression based scores are robust to the quantile level β in the sense that **cqr** achieves similar FDR for all choices of β .

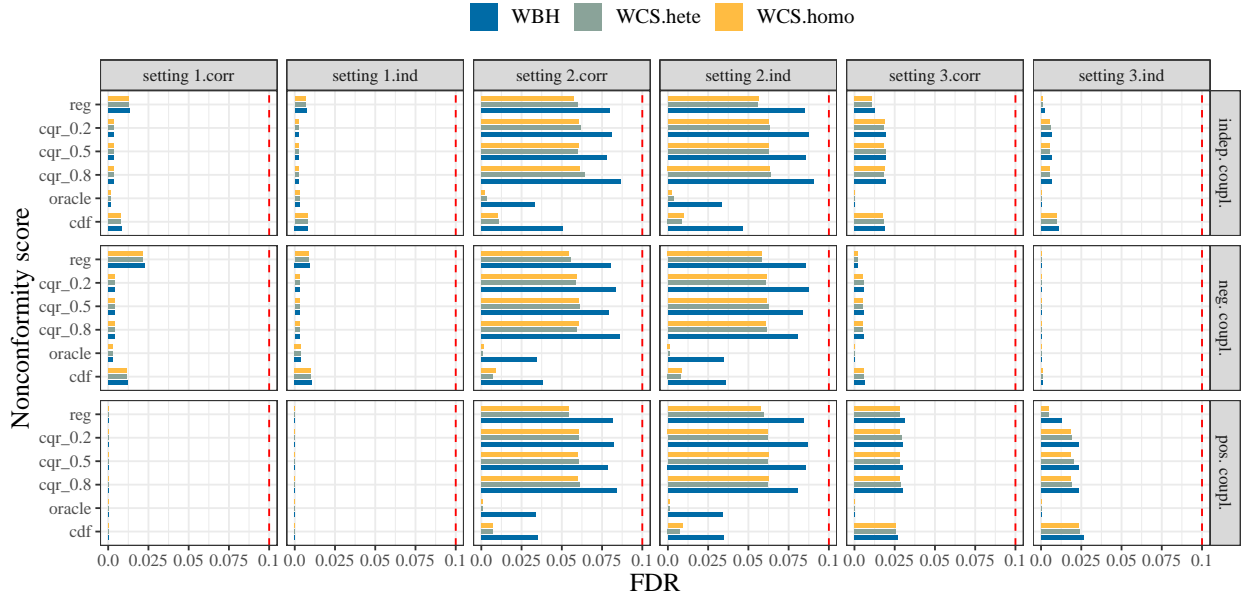


Figure 2: Empirical FDR for finding positive ITEs. The columns correspond to our three settings with either independent (**ind**) or correlated (**corr**) covariates. Each row corresponds to a coupling of potential outcomes (positive, negative, and no coupling). In each subplot, the y -axis is the nonconformity score, and the x -axis is the empirical FDR. The red dashed lines indicate the nominal level $q = 0.10$.

The impact of coupling on FDR is less consistent across settings. The positive coupling from setting 1 yields a low FDR, perhaps because it is difficult to obtain sufficiently strong evidence which leads to fewer rejections (see the power analysis below), while negative coupling incurs a slightly higher FDR than for independent coupling. The three couplings yield similar FDRs for setting 2. For setting 3, positive coupling leads to the highest FDR, while negative coupling leads to the lowest.

Power. The empirical power is defined as

$$\text{Power} := \mathbb{E} \left[\frac{\sum_{j=1}^m \mathbb{1}\{j \in \mathcal{R}, O_{n+j}(1) > O_{n+j}(0)\}}{\sum_{j=1}^m \mathbb{1}\{O_{n+j}(1) > O_{n+j}(0)\}} \right].$$

As we see in Figure 3, the power is in general higher when the covariates are correlated. The ITE depends on (X_1, X_2) , and in our design, higher correlation between the first two entries leads to higher power. The power also varies with the nonconformity scores. The regression-based **reg** leads to lower power than other methods. This means that regression functions may be underpowered in capturing the essential information for contrasting the distributions of two potential outcomes. Quantile-regression based methods (**cqr**) achieve similar power for different choices of β in all settings. Finally, fitting the conditional distribution function (**cdf**) is the most powerful option in settings 1 and 3, but is far less powerful in setting 2. Its oracle version (**oracle**) is also surprisingly less powerful; we observe that the oracle cdf cannot create sufficiently small p-values, while the estimated one is able to do so due to fluctuations caused by estimation uncertainty.

The impact of coupling on the power is consistent across settings. In general, negative coupling leads to the highest power, while positive coupling leads to the lowest. This is because the conformal p-values compare the observed outcome to the *marginal* distribution of the counterfactuals, without accounting for their joint distribution. Thus, when $O_{n+j}(0)$ is extremely small, i.e., when we see a small p-value and select $j \in \mathcal{R}$, under negative coupling, it is more probable that $O_{n+j}(1)$ is relatively large, hence leading to a true discovery. On the contrary, under positive coupling, a large $O_{n+j}(1)$ often corresponds to a relatively large $O_{n+j}(0)$ and hence a large conformal p-value, which may not be selected.

Finally, \mathcal{R}_{dtm} makes no selection. This may be due to the threshold effect: since selection into \mathcal{R}_{dtm} requires $p_j \leq q|\hat{\mathcal{R}}_{j \rightarrow 0}|/m$ for test samples j with the smallest $|\hat{\mathcal{R}}_{j \rightarrow 0}|$, the pruning step may exclude too many promising candidates. We thus recommend using $\mathcal{R}_{\text{hete}}$ and $\mathcal{R}_{\text{homo}}$ in practice.

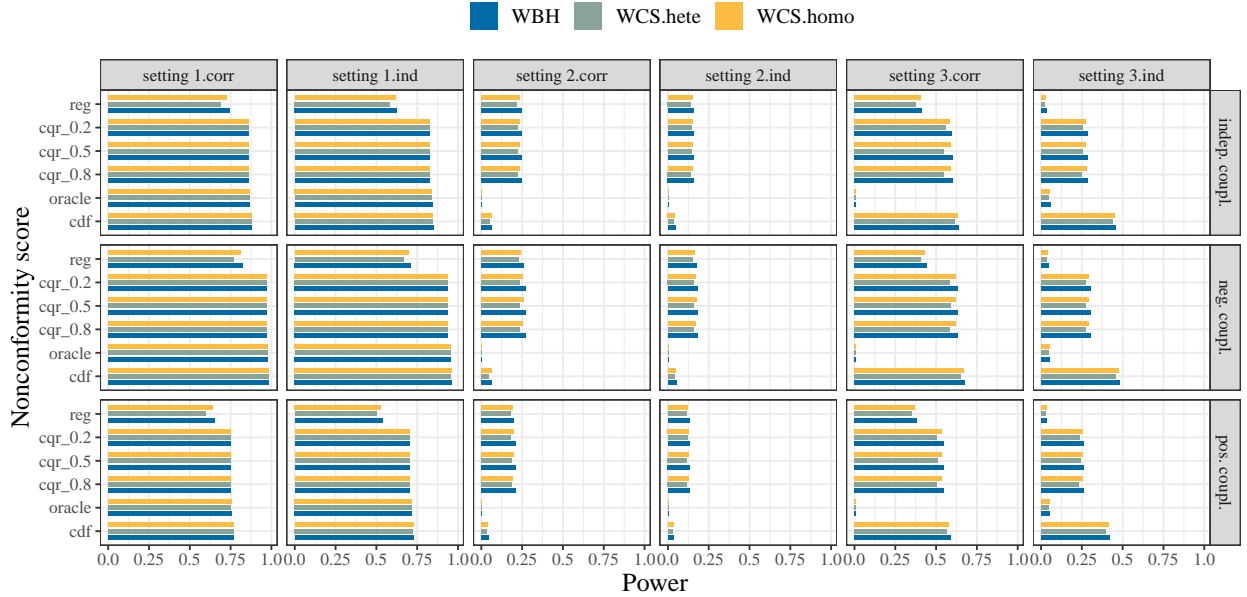


Figure 3: Empirical power for finding positive ITEs. Everything else is as in Figure 2.

Stability. As aforementioned in Section 3, our method introduces extra randomness. It is shown in Proposition 3.4 that this becomes asymptotically negligible, so that our selection set is asymptotically the same as that the BH procedure yields. We empirically evaluate the discrepancy in the selections, namely, $|\mathcal{R} \Delta \mathcal{R}_{\text{BH}}|/|\mathcal{R}_{\text{BH}}|$, for \mathcal{R} being either $\mathcal{R}_{\text{homo}}$ or $\mathcal{R}_{\text{hete}}$. The results are shown in Figure 4, confirming our theory. Though we were not able to prove the asymptotic equivalence of $\mathcal{R}_{\text{hete}}$ and \mathcal{R}_{BH} in the $m, n \rightarrow \infty$

regime, the discrepancy is still small (despite being larger than that of $\mathcal{R}_{\text{homo}}$). All in all, the impact of additional randomness seems acceptable in practice.

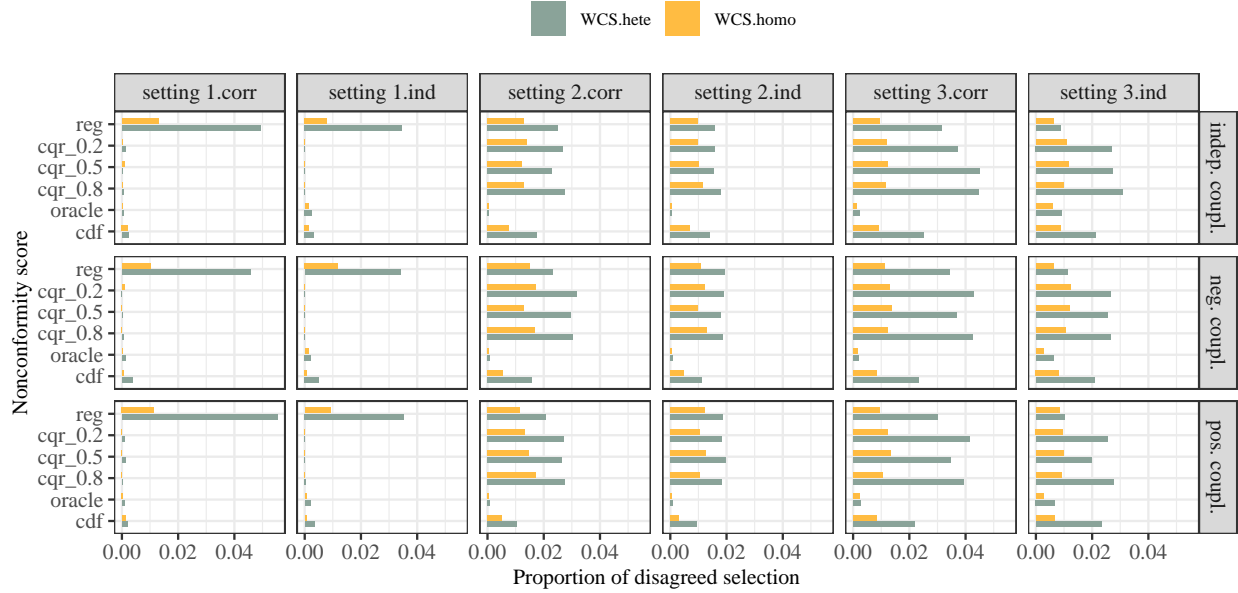


Figure 4: Discrepancy between selection rules $|\mathcal{R}\Delta\mathcal{R}_{\text{BH}}|/|\mathcal{R}_{\text{BH}}|$. Everything else is as in Figure 2.

The discrepancy for \mathcal{R}_{dtm} from \mathcal{R}_{BH} is large in general is \mathcal{R}_{dtm} is usually an empty set, and hence we did not plot it. We conjecture that the stability of \mathcal{R}_{dtm} claimed in case (i) from Proposition 3.4 may not necessarily apply to the moderately large sample sizes $m = 100$ and $n = 250$, and \mathcal{R}_{dtm} may be far from \mathcal{R}_{BH} for such sample sizes. In such cases, we recommend using $\mathcal{R}_{\text{homo}}$ or $\mathcal{R}_{\text{hete}}$ for better stability and power.

4.5 Real data analysis

We revisit the NSLM observational dataset from [CFM⁺19] and use our method to detect multiple positive individual treatment effects. It is a semi-synthetic observational dataset curated from a real randomized experiment, also analyzed in [LC21, JRC23].

Figure 2 in [JRC23] plots the Γ -value, a measure of robustness of positive ITEs against unmeasured confounding, versus individual covariates. While units with larger Γ -values are of natural interest, properties of inference hold on average, instead of over *selected* units (e.g. those with Γ -value above threshold). We are thus to produce a similar plot (Figure 6) for detecting positive ITEs, with guarantees over units that exhibit the strongest evidence. (Once more, we do not here consider the confounding issue, which may need nontrivial extension of the current techniques.)

We randomly subsample three disjoint folds of size 5000, 1000, and 391 from the original dataset. The first is the training fold, and consists of both treated and control units. The calibration data consists of all the $n = 997$ treated units in the second fold. The test data consists of all the $m = 256$ control units in the last fold.

To deploy our testing procedure, we first train a propensity score model $\hat{e}(\cdot)$ using a regression forest from the **grf** R-package, and set $\hat{w}(x) = (1 - \hat{e}(x))/\hat{e}(x)$. We then use a quantile regression forest from **grf** on the training data to fit $\hat{q}_{0.5}(x)$, the conditional median of $O(1) \mid X$, and set $V(x, y) = y - \hat{q}_{0.5}(x)$. Finally, we apply Algorithm 1 as in Theorem 3.1 to test for positive ITEs.

Figure 5 plots the empirical CDF of the weighted conformal p-values (7) computed with $c_{n+j} := O_{n+j}(0)$ on the test samples. These p-values are stochastically smaller than $\text{Unif}([0,1])$, showing evidence for positive treatment effects in general. Yet, to identify positive ITEs with rigorous error control we must apply multiple testing ideas from this paper.

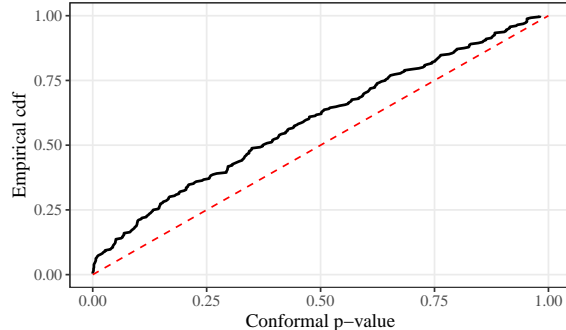


Figure 5: Empirical CDF of the weighted conformal p-values for detecting positive ITEs.

Applying Algorithm 1 to the weighted conformal p-values yields $\mathcal{R}_{\text{BH}} = \mathcal{R}_{\text{homo}} = \mathcal{R}_{\text{hete}}$ while $\mathcal{R}_{\text{dtm}} = \emptyset$ at FDR levels $q \in \{0.1, 0.2, 0.5\}$ (recall the BH procedure only has asymptotic guarantees). Figure 6 plots the weighted conformal p-values versus school achievement levels of the test units (each dot represents a test unit) with red dots (from light to dark) being identified as positive ITEs at various FDR levels. We find that students in schools with moderate achievement levels demonstrate the strongest evidence of benefiting from the treatment.

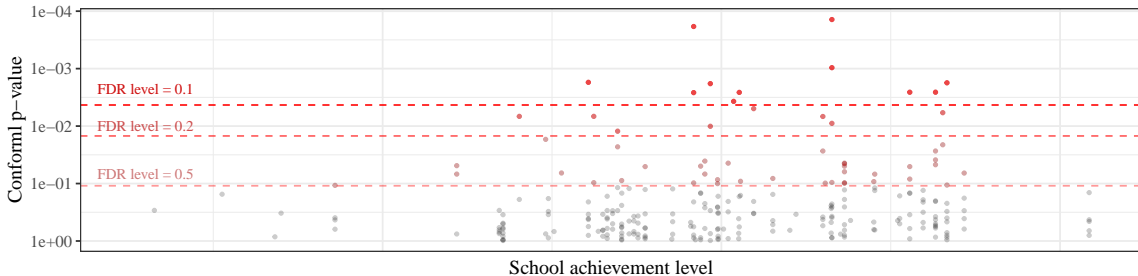


Figure 6: P-values and rejection sets for detecting positive ITEs among control units.

5 Application to drug discovery datasets

We finally apply WCS to prioritize candidates for drug discovery. We focus on two tasks studied in [JC22]: (i) drug property prediction, i.e., selecting molecules that bind to a target protein, and (ii) drug-target interaction prediction, i.e., selecting drug-target pairs with high affinity scores. We use the DeepPurpose library [HFG⁺20] for data pre-processing and model training.

5.1 Drug property prediction

Our first goal is to find molecules that may bind to a target protein for HIV. Machine learning models are trained on a subset of screened molecules from a drug library, and then used to predict the remaining ones.

We use the HIV screening dataset in the DeepPurpose library with a total size of $n_{\text{tot}} = 41127$. In this dataset, the covariate $X \in \mathcal{X}$ is a string that represents the chemical structure of a molecule (encoded by Extended-Connectivity FingerPrints, ECFP), and the response $Y \in \{0, 1\}$ is binary, indicating whether the molecule binds to the target protein. Oftentimes, experimenters introduce a bias by selecting the first batch of molecules to screen (the training data), which results in a covariate shift between training (calibration) and test data. Here, we mimic an experimentation procedure that builds upon a pre-trained prediction model $\hat{\mu}: \mathcal{X} \rightarrow \mathbb{R}$ for binding activity, so that those with higher predicted values are more likely to be included in the training (calibration) data. In our experiment, to reduce computational time, we train a single model for both predicting test samples and for selecting the calibration fold.

We take a subset of size $0.4 \times n_{\text{tot}}$ as the training set $\mathcal{D}_{\text{train}}$, on which we train a small neural network $\hat{\mu}(\cdot)$ with three layers trained over three epochs. The remaining $0.6 \times n_{\text{tot}}$ samples are randomly selected as the calibration set $\mathcal{D}_{\text{calib}}$ with probability $p(x) = \min\{0.8, \sigma(\hat{\mu}(x) - \bar{\mu})\}$; here, $x \in \mathcal{X}$, $\bar{\mu} = \frac{1}{|\mathcal{D}_{\text{train}}|} \sum_{i \in \mathcal{D}_{\text{train}}} \hat{\mu}(X_i)$ is the average prediction on the training fold, and $\sigma(t) = e^t / (1 + e^t)$ is the sigmoid function. The covariate shift (2) is thus of the form $w(x) \propto 1/p(x)$, which we assume is known to the experimenter.

We compare the BH procedure with weighted conformal p-values (3), as well as our Algorithms 1 and 2. The last one is applicable because we here take $c = 0.5$ for binary classification. We consider the following configurations:

- **sub**: the score $\hat{V}_{n+j} = -\hat{\mu}(X_{n+j})$ is only used for hypotheses-conditional FDR control. In details, we use Algorithm 2 with $\mathcal{D}_{\text{calib}}^0 = \{i \in \mathcal{D}_{\text{calib}} : Y_i = 0\}$ as the input calibration data, as well as the BH procedure applied to p-values (3) constructed using $\mathcal{D}_{\text{calib}}^0$ as the calibration set.
- **res**: the score $V(x, y) = y - \hat{\mu}(x)$ is used in BH and Algorithm 1 with $\mathcal{D}_{\text{calib}}$ as the calibration set.
- **clip**: the score $V(x, y) = M \cdot \mathbb{1}\{y > 0\} - \hat{\mu}(x)$ is used in BH and Algorithm 1 with $\mathcal{D}_{\text{calib}}$ as the calibration set. We choose $M > 2 \sup_x |\hat{\mu}(x)|$.

The empirical FDR over $N = 200$ independent runs for FDR target levels $q \in \{0.1, 0.2, 0.5\}$ is summarized in Figure 7. All algorithms empirically control the FDR below the nominal levels (up to random fluctuation), showing the reliability of our selection procedure in prioritizing drug discovery under covariate shifts. The hypotheses-conditional **sub** yields slightly lower FDR, which also translates to slightly lower power in Figure 8. Since only 3% of the molecules in the whole library are active, $\mathcal{D}_{\text{calib}}$ and $\mathcal{D}_{\text{calib}}^0$ are similar in size, and thus, Algorithms 1 and 2 are based on similar p-values. Consequently, they yield similar FDR and power (see Section 3.4.3 for a related discussion).

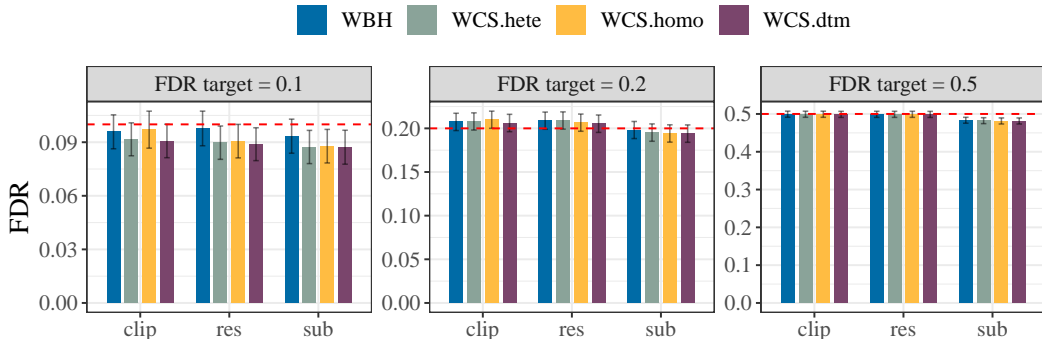


Figure 7: Empirical FDR for drug property prediction. The label **wBH** is a shorthand for BH, and **wCC.*** for Algorithm 1 (for **clip** and **res**) or Algorithm 2 (for **sub**) with three pruning options $* \in \{\text{hete}, \text{homo}, \text{dtm}\}$. The red dashed lines are the nominal FDR levels.

5.2 Drug-target interaction prediction

We then consider drug-target interaction (DTI) prediction, where the goal is to select drug-target pairs with a high binding score. This task is relevant if a therapeutic company is interested in prioritizing resources for drug candidates that may be effective for any target they are interested in.

We use the DAVIS dataset [DHH⁺11], which records real-valued binding affinities for $n_{\text{tot}} = 30060$ drug-target pairs. The drugs and the targets are encoded into numeric features using ECFP and Conjoint triad feature (CTF) [SZL⁺07, STW⁺09], respectively.

We essentially follow the same procedure as in Section 5.1 and only rehearse the main components. First, we randomly sample a subset of size $n_{\text{train}} = 0.2 \times n_{\text{tot}}$ as $\mathcal{D}_{\text{train}}$, on which we train a regression model $\hat{\mu}(\cdot): \mathcal{X} \rightarrow \mathbb{R}$ using a 3-layer neural network with 10 training epochs. This relatively simple model is suitable for numerical experiments on CPUs (one can surely use more complicated prediction models in practice).

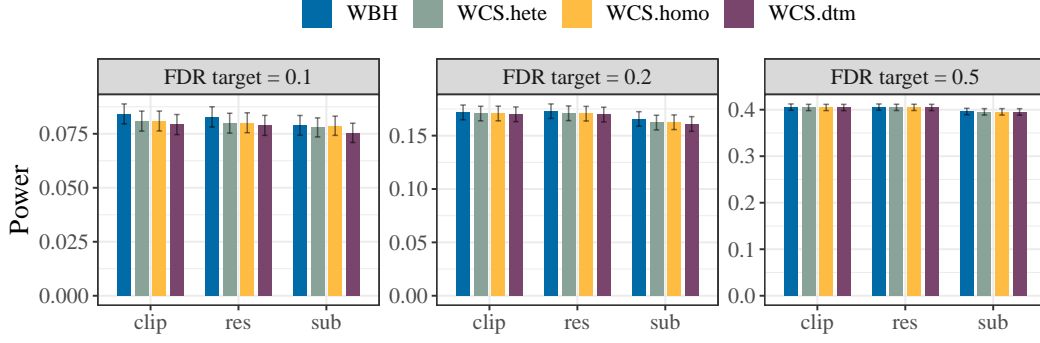


Figure 8: Empirical power for drug property prediction. Everything else is as in Figure 7.

As before, we use the same model $\hat{\mu}(\cdot)$ for both predicting test samples and selecting calibration data into first-batch screening (in practice, they can of course be different). We sample a drug-target pair for inclusion in the calibration set with probability $p(x) = \sigma(2\hat{\mu}(x) - \bar{\mu})$, where $\bar{\mu}$ is the average training prediction as before. Finally, among those not selected in the calibration data, we randomly sample a subset of size $m = 5000$ as test data.

We choose a more complicated threshold c_j for the continuous response. For a drug-target pair X_{n+j} , we set c_j to be the q_{pop} -th quantile of the binding scores of all drug-target pairs in $\mathcal{D}_{\text{train}}$ with the same target. We evaluate $q_{\text{pop}} \in \{0.7, 0.8\}$. Thus, $c_j := c(X_{n+j}, \mathcal{D}_{\text{train}}, q_{\text{pop}})$ where c is a mapping that takes both $\mathcal{D}_{\text{train}}$ and the target information in X_{n+j} as inputs. Lastly, we evaluate the following procedures:

- **res**: the score $V(x, y) = y - \hat{\mu}(x)$ is used in BH and Algorithm 1.
- **clip**: the score $V(x, y) = M \cdot \mathbb{1}\{y > c(x, \mathcal{D}_{\text{train}}, q_{\text{pop}})\} + c(x, \mathcal{D}_{\text{train}}, q_{\text{pop}}) \mathbb{1}\{y \leq c(x, \mathcal{D}_{\text{train}}, q_{\text{pop}})\} - \hat{\mu}(x)$ in which $M = 100$ is used in BH and Algorithm 1.

We always use $\mathcal{D}_{\text{calib}}$ as the calibration set, and set the FDR target as $q \in \{0.1, 0.2, 0.5\}$.

Figure 9 shows false discovery proportions (FDPs) for $q_{\text{pop}} = 0.8$ in $N = 200$ independent. Similar results for $q_{\text{pop}} = 0.7$ are presented in Appendix A.3. We see that the FDR is controlled at the desired level for all algorithms and nonconformity scores. This shows the validity of our algorithms and the plausibility of the independence assumptions we make on the drug-target pairs. In this task, we do not observe much difference between deterministic pruning (WCS.dtm) and the other two pruning options. Furthermore, we observe that the FDPs across replications tightly concentrate especially for clip and $q \in \{0.2, 0.5\}$, showing that our algorithms are stable with respect to data splitting (i.e., the randomness in choosing the initial screening sets and in the training process). Comparing the two nonconformity scores, we see that clip exploits the error budget and obtains a realized FDR, which is very close to the nominal level, while res has a much lower FDR in all cases. Not surprisingly, Figure 10 shows that clip has much higher power.

6 Application to outlier detection

We finally illustrate the hypothesis-conditional variant from Algorithm 2 on outlier detection tasks, where there is a covariate shift between calibration inliers and test inliers. We focus on scenarios where the covariate shift is known. For instance, if the demographics in normal financial transactions are adjusted by rejection sampling to balance between male and female, urban and rural users, and so on, then the covariate shift is given by the sampling weights in the adjustment.⁴

⁴Results in this section can be reproduced at <https://github.com/ying531/conformal-selection>.

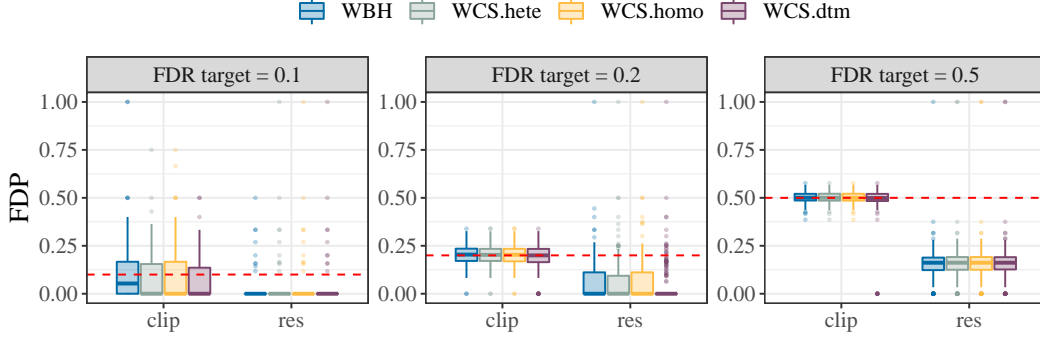


Figure 9: Empirical FDR for drug-target interaction prediction with $q_{\text{pop}} = 0.8$. The shorthand WBH stands for BH procedure, and WCS.* for Algorithm 1 with three pruning options $* \in \{\text{hete}, \text{homo}, \text{dtm}\}$. The red dashed lines are the nominal FDR levels. Solid lines are empirical averages (here empirical FDR).

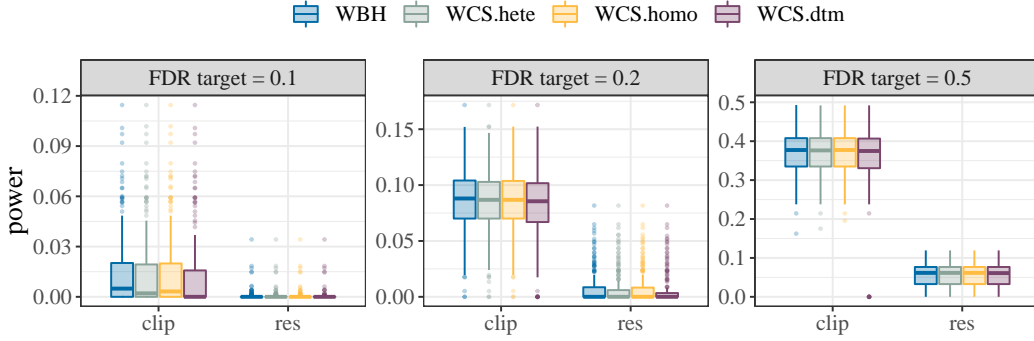


Figure 10: Empirical power for drug property prediction with $q_{\text{pop}} = 0.8$. Everything else is as in Figure 9.

6.1 Simulation studies

We adapt the simulation setting in [BCL+21] to a scenario with covariate shift induced by rejection sampling. We fix a test sample size $n_{\text{test}} = 1000$ and calibration sample size $n_{\text{calib}} = 1000$.

At the beginning of the experiment, we sample a subset $\mathcal{W} \subseteq \mathbb{R}^{50}$ with $|\mathcal{W}| = 50$, where each element in \mathcal{W} is independently drawn from $\text{Unif}([-3, 3]^{50})$, and hold it as fixed afterwards. Fix a proportion of outliers at $\rho_{\text{pop}} \in \{0.1, 0.2, \dots, 0.5\}$. The number of outliers in the test data is $n_{\text{test}} \cdot \rho_{\text{pop}}$, where each of them is i.i.d. generated as $X_{n+j} = \sqrt{a}V_{n+j} + W_{n+j}$ for signal strength a varying in the range $[1, 4]$, $V_{n+j} \sim N(0, I_{50})$, and $W_{n+j} \sim \text{Unif}(\mathcal{W})$. Following this, the test inliers are i.i.d. generated as $X_{n+j} = V_{n+j} + W_{n+j}$, whose distribution is denoted as Q_X . The calibration inliers are i.i.d. generated from P_X with $dQ_X/dP_X(x) = w(x) \propto \sigma(x^\top \theta)$ ($\sigma(\cdot)$ is the sigmoid), where $\theta \in \mathbb{R}^{50}$ and $\theta_j = 0.1 \cdot \mathbf{1}\{j \leq 5\}$. We also generate $n_{\text{train}} = 1000$ training sample from P_X . This setting mimics a stylized scenario where the calibration inliers are collected in a way such that the preference is prescribed by a logistic function of X , and is known to the data analyst.

We train a one-class SVM $\hat{\mu}(x)$ with **rbf** kernel using the **scikit-learn** Python library, and apply Algorithm 2 with $Z_i = X_i$ at FDR level $q = 0.1$ using all the three pruning methods. All procedures are repeated $N = 1000$ times, and the FDPs and proportions of true discoveries are averaged to estimate the FDR and power. We also evaluate the BH procedure applied to p-values constructed in Line 4 of Algorithm 2. Figure 11 shows the empirical FDR across runs. In line with Theorem 3.10, we see that the FDR is always below $(1 - \rho_{\text{pop}})q$. Also, BH applied to weighted conformal p-values empirically controls the FDR and demonstrates comparable performance.

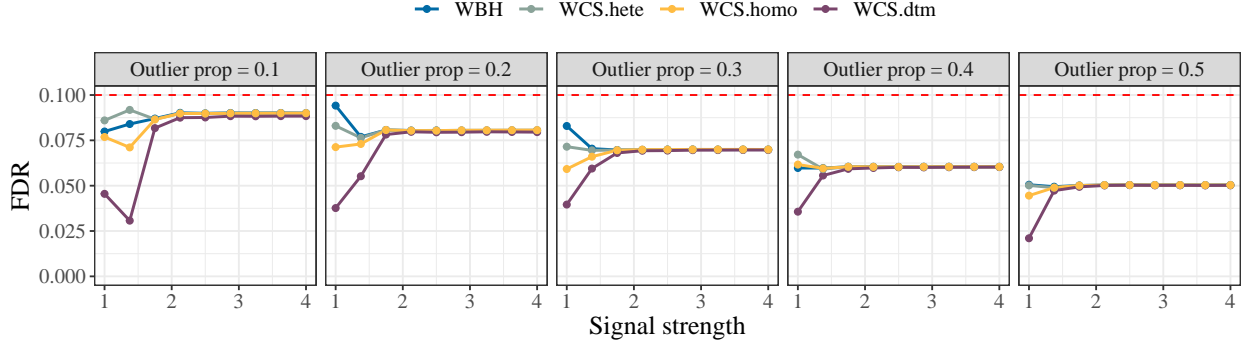


Figure 11: Empirical FDR averaged over $N = 1000$ runs under increasing levels a of signal strength. Each subplot corresponds to one value of ρ_{pop} . The red dashed lines are at the nominal level $q = 0.1$.

Figure 12 plots the power of the four methods. Interestingly, although they differ in FDR, especially when the signal strength is small, they achieve nearly identical power, finding about the same number of true discoveries.

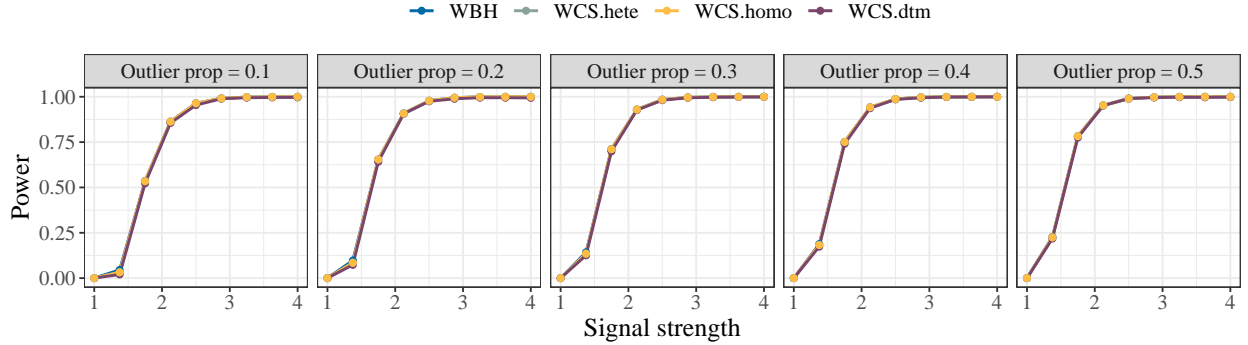


Figure 12: Empirical power averaged over $N = 1000$ runs. Everything else is as in Figure 11.

6.2 Real data application

We then apply Algorithm 2 to a bank marketing dataset [MCR14]; this dataset has been used to benchmark outlier detection algorithms [PSvdH19, PSCH21]. In short, each sample in the dataset represents a phone contact to a potential client, whose demographic information such as age, gender, and marital status is also recorded in the features. The outcome is a binary indicator Y , where $Y = 1$ represents a successful campaign. Positive samples are relatively rare, accounting for about 10% of all records.

In our experiments, we always use negative samples as the calibration data. We find this dataset interesting because the classification and outlier detection perspectives are somewhat blurred here. Viewing this as a classification task, Example 3.7 becomes relevant, and our theory implies FDR control as long as the distribution of negative samples (i.e., that of X given $Y = 0$) admits the covariate shift. In the sense of finding positive responses (so as to reach out to these promising clients), controlling the FDR ensures efficient use of campaign resources. Alternatively, from an outlier detection perspective, those $Y = 1$ are outliers [PSvdH19] that deserve more attention. Taking either of the two perspectives leads to the same calibration set and the same guarantees following Section 3.4. Perhaps the only methodological distinction is whether positive samples are leveraged in the training process. Similar considerations also appeared in [LSS22], but the scenario therein is more sophisticated than ours as they also use known outliers (positive samples) in constructing p-values. As a classification problem, we may use positive samples to train a classifier and produce nonconformity scores. As an outlier detection problem, however, the widely-used one-class

classification relies exclusively on inliers (negative samples). We will evaluate the performance of both (i.e., train the nonconformity score with or without positive samples); see procedures `cond_class` and `outlier` below.

For comparison, we additionally evaluate Algorithm 1 which operates under a covariate shift assumption on the joint distribution of (X, Y) (see procedure `sup_class` below); this is in contrast to Algorithm 2 which puts no assumption on positive samples.

The total sample size is $N = 41188$ with 4640 positive samples. We use rejection sampling to create the covariate shift between training/calibration and test samples. In details, we use a subset of features $X^* \in \mathbb{R}^4$ representing age and indicators of marriage, basic four-year education, and housing. We first randomly select a subset of the original dataset as the test data. Each sample enters the test data with probability $e(x) := 0.125 \sigma(\theta^\top x^*)$, where $\theta = (1, 1/2, 1/2, 1/2)^\top$. This creates a covariate shift $w(x) \propto e(x)/(1 - e(x))$ between null samples in calibration and test folds, so that the test set contains more senior, married, well-educated and housed people.

To test the two perspectives, we consider three procedures with FDR levels $q \in \{0.2, 0.5, 0.8\}$:

- (i) **sup_class**: We randomly split the data that is not in the test fold into two equally-sized halves as the training and calibration folds, $\mathcal{D}_{\text{train}}$ and $\mathcal{D}_{\text{calib}}$. We use $\mathcal{D}_{\text{train}}$ to train an SVM classifier using the `scikit-learn` Python library with `rbf` kernel. Then, we apply Algorithm 1 with $V(x, y) = 100 \cdot y - \hat{\mu}(x)$, where $\hat{\mu}(\cdot)$ is the class probability output from the SVM classifier.
- (ii) **cond_class**: With the same random split as in (i), the first half is used as $\mathcal{D}_{\text{train}}$, while we set $\mathcal{D}_{\text{calib}}$ as the set of negative samples in the second half. We use $\mathcal{D}_{\text{train}}$ to train an SVM classifier in the same way as in (i) to obtain the predicted class probability $\hat{\mu}(\cdot)$. Lastly, we apply Algorithm 2 with $V(x) = -\hat{\mu}(x)$.
- (iii) **outlier**: With the same split, we set $\mathcal{D}_{\text{train}}$ and $\mathcal{D}_{\text{calib}}$ as the two folds after discarding all the negative samples. We use $\mathcal{D}_{\text{train}}$ to train a one-class SVM classifier using the `scikit-learn` Python library with `rbf` kernel and obtain the output $\hat{\mu}(\cdot)$. We then apply Algorithm 2 with $V(x) = -\hat{\mu}(x)$.

To ensure consistency, in all procedures, the SVM-based classifier uses the parameter `gamma`= 0.01.⁵ FDPs and power (proportions of true discoveries) across $N = 1000$ independent runs are shown in Figures 13 and 14, respectively.

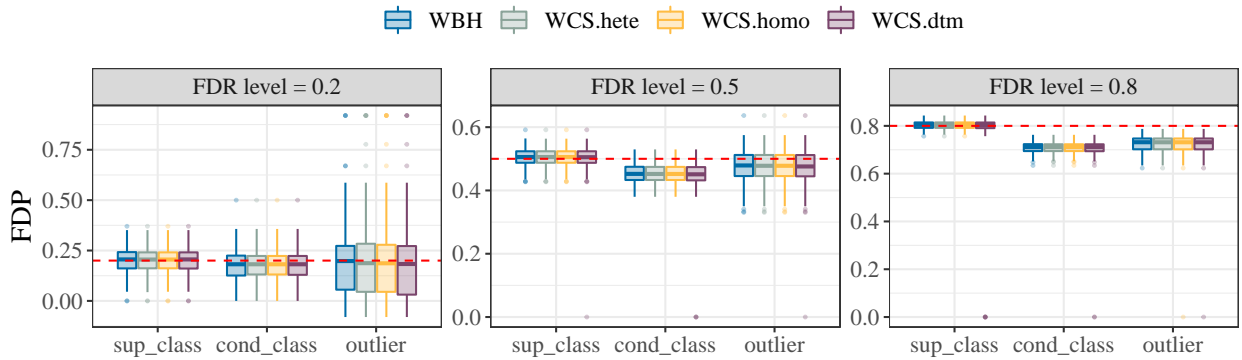


Figure 13: FDPs over $N = 1000$ independent data splits. Each subplot corresponds to one nominal FDR level shown by means of red dashed lines.

In Figure 13, we observe FDR control for all the methods in all settings. Across the four testing methods, the FDPs are very similar, hence all of them are reasonable choices. However, both the values and the variability of the FDP vary across settings. The methods `cond_class` and `outlier` from Algorithm 2 do not use all of the error budget—note the π_0 factor in Theorem 3.10. In contrast, Algorithm 1 leverages

⁵We find that this parameter leads to the highest power for outlier detection, and is also a relatively powerful choice for classification.

super-population structure (which is present in this problem) and leads to tight FDPs and FDR around the target level. In all cases, the outlier detection approach, where only negative samples are used in the training process, has more variable FDPs. With this dataset, the variability of FDP around the FDR is visible for $q = 0.2$, but it decreases as we increase the FDR level.

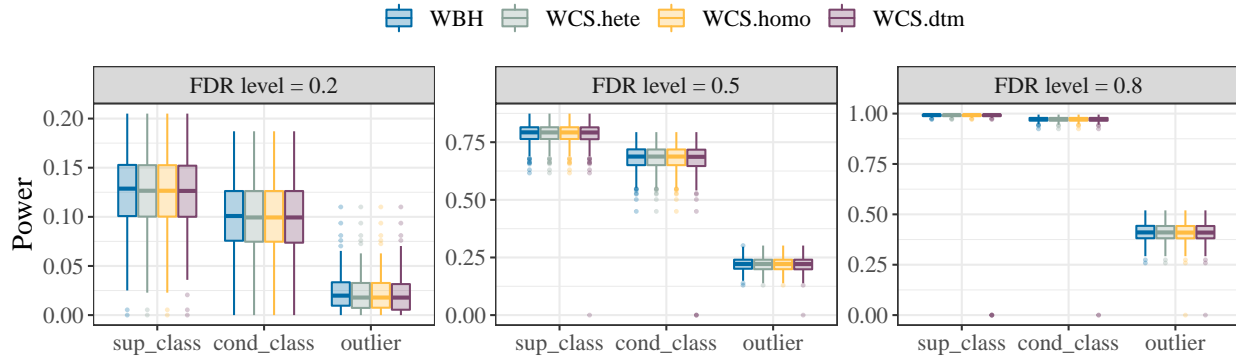


Figure 14: Proportion of true discoveries (empirical power). Everything else is as in Figure 13.

In Figure 14, the power across the four multiple testing methods is similar. However, we observe drastic differences among the three settings. While using the same classifier, **cond_class** has lower power than **sup_class**, per our discussion in Section 3.4.3. We also see that **outlier** has much lower power, which may be due to the fact that the nonconformity score is not sufficiently powerful in distinguishing inliers from outliers as the training process does not use outliers. Our results suggest that in outlier detection problems, even when we do not want to impose any distributional assumption on outliers (so that Algorithm 1 becomes less reasonable), utilizing known outliers may be helpful in obtaining better nonconformity scores.

Finally, we observe negligible difference between the rejection sets returned by the BH procedure and Algorithm 1. There at most five distinct decisions among ≈ 3700 test samples.

Acknowledgement

The authors thank John Cherian, Issac Gibbs, Kevin Guo, Kexin Huang, Jayoon Jang, Lihua Lei, Shuangning Li, Zhimei Ren, Hui Xu, and Qian Zhao for helpful discussions. E.C. and Y.J. were supported by the Office of Naval Research grant N00014-20-1-2157, the National Science Foundation grant DMS-2032014, the Simons Foundation under award 814641, and the ARO grant 2003514594.

References

- [AaK10] Soumaya Amdouni and Wahiba Ben abdessalem Karaa. Web-based recruiting. In *ACS/IEEE International Conference on Computer Systems and Applications-AICCSA 2010*, pages 1–7. IEEE, 2010.
- [AHBC17] Ernst Ahlberg, Oscar Hammar, Claus Bendtsen, and Lars Carlsson. Current application of conformal prediction in drug discovery. *Annals of Mathematics and Artificial Intelligence*, 81(1):145–154, 2017.
- [ATW19] Susan Athey, Julie Tibshirani, and Stefan Wager. Generalized random forests. *The Annals of Statistics*, 47(2):1148–1178, 2019.
- [BCL⁺21] Stephen Bates, Emmanuel Candès, Lihua Lei, Yaniv Romano, and Matteo Sesia. Testing for outliers with conformal p-values. *arXiv preprint arXiv:2104.08279*, 2021.
- [BH95] Yoav Benjamini and Yosef Hochberg. Controlling the false discovery rate: a practical and powerful approach to multiple testing. *Journal of the Royal statistical society: series B (Methodological)*, 57(1):289–300, 1995.
- [BHRZ23] Yajie Bao, Yuyang Huo, Haojie Ren, and Changliang Zou. Selective conformal inference with fcr control. *arXiv preprint arXiv:2301.00584*, 2023.
- [BY01] Yoav Benjamini and Daniel Yekutieli. The control of the false discovery rate in multiple testing under dependency. *Annals of statistics*, pages 1165–1188, 2001.
- [CCB19] Isidro Cortés-Ciriano and Andreas Bender. Concepts and applications of conformal prediction in computational drug discovery. *arXiv preprint arXiv:1908.03569*, 2019.
- [CDLM21] Devin Caughey, Allan Dafoe, Xinran Li, and Luke Miratrix. Randomization inference beyond the sharp null: Bounded null hypotheses and quantiles of individual treatment effects. *arXiv preprint arXiv:2101.09195*, 2021.
- [CFM⁺19] Carlos Carvalho, Avi Feller, Jared Murray, Spencer Woody, and David Yeager. Assessing treatment effect variation in observational studies: Results from a data challenge. *Observational Studies*, 5(2):21–35, 2019.
- [CWZ21] Victor Chernozhukov, Kaspar Wüthrich, and Yinchu Zhu. Distributional conformal prediction. *Proceedings of the National Academy of Sciences*, 118(48), 2021.
- [DDJ⁺21] Suresh Dara, Swetha Dhamercherla, Surender Singh Jadav, CH Babu, and Mohamed Jawed Ahsan. Machine learning in drug discovery: A review. *Artificial Intelligence Review*, pages 1–53, 2021.
- [DHH⁺11] Mindy I Davis, Jeremy P Hunt, Sanna Herrgard, Pietro Ciceri, Lisa M Wodicka, Gabriel Pallares, Michael Hocker, Daniel K Treiber, and Patrick P Zarrinkar. Comprehensive analysis of kinase inhibitor selectivity. *Nature biotechnology*, 29(11):1046–1051, 2011.
- [DWR21] Boyan Duan, Larry Wasserman, and Aaditya Ramdas. Interactive identification of individuals with positive treatment effect while controlling false discoveries. *arXiv preprint arXiv:2102.10778*, 2021.
- [FL22] William Fithian and Lihua Lei. Conditional calibration for false discovery rate control under dependence. *The Annals of Statistics*, 50(6):3091–3118, 2022.
- [FL23] Clara Fannjiang and Jennifer Listgarten. Is novelty predictable? *arXiv preprint arXiv:2306.00872*, 2023.
- [FRTT12] Evanthia Faliagka, Kostas Ramantas, Athanasios Tsakalidis, and Giannis Tzimas. Application of machine learning algorithms to an online recruitment system. In *Proc. International Conference on Internet and Web Applications and Services*, pages 215–220. Citeseer, 2012.
- [FSJB22] Adam Fisch, Tal Schuster, Tommi Jaakkola, and Regina Barzilay. Conformal prediction sets with limited false positives. In *International Conference on Machine Learning*, pages 6514–6532. PMLR, 2022.
- [HFG⁺20] Kexin Huang, Tianfan Fu, Lucas M Glass, Marinka Zitnik, Cao Xiao, and Jimeng Sun. Deep-purpose: A deep learning library for drug-target interaction prediction. *Bioinformatics*, 2020.

- [HL20] Xiaoyu Hu and Jing Lei. A distribution-free test of covariate shift using conformal prediction. *arXiv preprint arXiv:2010.07147*, 2020.
- [Hua07] Ziwei Huang. *Drug discovery research: new frontiers in the post-genomic era*. John Wiley & Sons, 2007.
- [IR15] Guido W. Imbens and Donald B. Rubin. *Causal Inference for Statistics, Social, and Biomedical Sciences: An Introduction*. Cambridge University Press, 2015.
- [JC22] Ying Jin and Emmanuel J Candès. Selection by prediction with conformal p-values. *arXiv preprint arXiv:2210.01408*, 2022.
- [JLD⁺20] Ali Jalali, Hannah Lonsdale, Nhue Do, Jacquelin Peck, Monesha Gupta, Shelby Kutty, Sharon R Ghazarian, Jeffrey P Jacobs, Mohamed Rehman, and Luis M Ahumada. Deep learning for improved risk prediction in surgical outcomes. *Scientific reports*, 10(1):1–13, 2020.
- [JRC23] Ying Jin, Zhimei Ren, and Emmanuel J Candès. Sensitivity analysis of individual treatment effects: A robust conformal inference approach. *Proceedings of the National Academy of Sciences*, 120(6):e2214889120, 2023.
- [KMLH17] Alexios Koutsoukas, Keith J Monaghan, Xiaoli Li, and Jun Huan. Deep-learning: investigating deep neural networks hyper-parameters and comparison of performance to shallow methods for modeling bioactivity data. *Journal of cheminformatics*, 9(1):1–13, 2017.
- [Krs21] Damjan Krstajic. Critical assessment of conformal prediction methods applied in binary classification settings. *Journal of Chemical Information and Modeling*, 61:4823–4826, 10 2021.
- [LC21] Lihua Lei and Emmanuel J Candès. Conformal inference of counterfactuals and individual treatment effects. *Journal of the Royal Statistical Society: Series B (Statistical Methodology)*, 2021.
- [LSS22] Ziyi Liang, Matteo Sesia, and Wenguang Sun. Integrative conformal p-values for powerful out-of-distribution testing with labeled outliers. *arXiv preprint arXiv:2208.11111*, 2022.
- [MCR14] Sérgio Moro, Paulo Cortez, and Paulo Rita. A data-driven approach to predict the success of bank telemarketing. *Decision Support Systems*, 62:22–31, 2014.
- [MLMR22] Ariane Marandon, Lihua Lei, David Mary, and Etienne Roquain. Machine learning meets false discovery rate. *arXiv preprint arXiv:2208.06685*, 2022.
- [NCBE14] Ulf Norinder, Lars Carlsson, Scott Boyer, and Martin Eklund. Introducing conformal prediction in predictive modeling. a transparent and flexible alternative to applicability domain determination. *Journal of Chemical Information and Modeling*, 54:1596–1603, 6 2014.
- [PPS⁺15] Sebastian Polak, Michael K Pugsley, Norman Stockbridge, Christine Garnett, and Barbara Wiśniowska. Early drug discovery prediction of proarrhythmia potential and its covariates, 2015.
- [PSCH21] Guansong Pang, Chunhua Shen, Longbing Cao, and Anton Van Den Hengel. Deep learning for anomaly detection: A review. *ACM computing surveys (CSUR)*, 54(2):1–38, 2021.
- [PSvdH19] Guansong Pang, Chunhua Shen, and Anton van den Hengel. Deep anomaly detection with deviation networks. In *Proceedings of the 25th ACM SIGKDD international conference on knowledge discovery & data mining*, pages 353–362, 2019.
- [RBC⁺14] Kazem Rahimi, Derrick Bennett, Nathalie Conrad, Timothy M Williams, Joyee Basu, Jeremy Dwight, Mark Woodward, Anushka Patel, John McMurray, and Stephen MacMahon. Risk prediction in patients with heart failure: a systematic review and analysis. *JACC: Heart Failure*, 2(5):440–446, 2014.
- [Ros02] P.R. Rosenbaum. *Observational Studies*. Springer Series in Statistics. Springer, 2002.
- [RPC19] Yaniv Romano, Evan Patterson, and Emmanuel Candes. Conformalized quantile regression. *Advances in neural information processing systems*, 32, 2019.
- [SAN⁺18] Fredrik Svensson, Natalia Aniceto, Ulf Norinder, Isidro Cortes-Ciriano, Ola Spjuth, Lars Carlsson, and Andreas Bender. Conformal regression for quantitative structure–activity relationship modeling—quantifying prediction uncertainty. *Journal of Chemical Information and Modeling*,

- 58(5):1132–1140, 2018.
- [SKM07] Masashi Sugiyama, Matthias Krauledat, and Klaus-Robert Müller. Covariate shift adaptation by importance weighted cross validation. *Journal of Machine Learning Research*, 8(5), 2007.
 - [SNB17] Fredrik Svensson, Ulf Norinder, and Andreas Bender. Improving screening efficiency through iterative screening using docking and conformal prediction. *Journal of chemical information and modeling*, 57(3):439–444, 2017.
 - [STS04] John D Storey, Jonathan E Taylor, and David Siegmund. Strong control, conservative point estimation and simultaneous conservative consistency of false discovery rates: a unified approach. *Journal of the Royal Statistical Society: Series B (Statistical Methodology)*, 66(1):187–205, 2004.
 - [STW⁺09] Xiaojian Shao, Yingjie Tian, Lingyun Wu, Yong Wang, Ling Jing, and Naiyang Deng. Predicting dna-and rna-binding proteins from sequences with kernel methods. *Journal of Theoretical Biology*, 258(2):289–293, 2009.
 - [SZL⁺07] Juwen Shen, Jian Zhang, Xiaomin Luo, Weiliang Zhu, Kunqian Yu, Kaixian Chen, Yixue Li, and Hualiang Jiang. Predicting protein–protein interactions based only on sequences information. *Proceedings of the National Academy of Sciences*, 104(11):4337–4341, 2007.
 - [TFBCR19] Ryan J Tibshirani, Rina Foygel Barber, Emmanuel Candes, and Aaditya Ramdas. Conformal prediction under covariate shift. *Advances in neural information processing systems*, 32, 2019.
 - [VCC⁺19] Jessica Vamathevan, Dominic Clark, Paul Czodrowski, Ian Dunham, Edgardo Ferran, George Lee, Bin Li, Anant Madabhushi, Parantu Shah, Michaela Spitzer, et al. Applications of machine learning in drug discovery and development. *Nature reviews Drug discovery*, 18(6):463–477, 2019.
 - [VGS05] Vladimir Vovk, Alexander Gammerman, and Glenn Shafer. *Algorithmic learning in a random world*. Springer Science & Business Media, 2005.
 - [VW21] Vladimir Vovk and Ruodu Wang. E-values: Calibration, combination and applications. *The Annals of Statistics*, 49(3):1736–1754, 2021.
 - [WJR22] Lequn Wang, Thorsten Joachims, and Manuel Gomez Rodriguez. Improving screening processes via calibrated subset selection. *arXiv preprint arXiv:2202.01147*, 2022.
 - [WR20] Ruodu Wang and Aaditya Ramdas. False discovery rate control with e-values. *arXiv preprint arXiv:2009.02824*, 2020.

A Deferred results and details

A.1 Weighted FDR control for unweighted p-values

The following theorem shows the weighted FDR control when running $BH(q)$ with unweighted conformal p-values while there is a covariate shift between calibration and test samples.

Theorem A.1. Suppose V is monotone, $\{(X_i, Y_i)\}_{i=1}^n \sim P$ and $\{(X_{n+j}, Y_{n+j})\}_{j=1}^m \sim Q$ are mutually independent and obey (2). Suppose $\{(X_i, Y_i)\}_{i=1}^n \cup \{(X_{n+\ell}, c_\ell)\}_{\ell \neq j} \cup \{(X_{n+j}, Y_{n+j})\}$ are mutually independent for all j . For any $q \in (0, 1)$, let \mathcal{R}_{nw} be the rejection set of $BH(q)$ procedure applied to the unweighted conformal p-values $\{p_j^{\text{nw}}\}$ in (5). Then

$$\mathbb{E} \left[\frac{\sum_{j=1}^m \mathbb{1}\{j \in \mathcal{R}_{\text{nw}}, Y_{n+j} \leq c_{n+j}\} / w(X_{n+j})}{1 \vee |\mathcal{R}_{\text{nw}}|} \right] \leq q \cdot \mathbb{E} \left[\frac{n+1}{\sum_{i=1}^n w(X_i) + w(X_{n+1})} \right],$$

where the expectation is over both the test and calibration data.

A.2 General theorem for asymptotic FDR control with BH procedure

We provide the general results for Theorem 2.5 below.

Theorem A.2. Suppose $w(\cdot)$ is uniformly bounded by a fixed constant, the covariate shift (2) holds, and $\{c_{n+j}\}_{j=1}^m$ are i.i.d. random variables. Fix any $q \in (0, 1)$, and let \mathcal{R} be the output of the $BH(q)$ procedure applied to $\{p_j\}_{j=1}^m$ in (3). Then the following two results hold.

- (i) For any fixed m , as $n \rightarrow \infty$, it holds that $\limsup_{n \rightarrow \infty} \text{FDR} \leq q$.
- (ii) As $m, n \rightarrow \infty$, it holds that $\limsup_{m, n \rightarrow \infty} \text{FDR} \leq q$ if there exists some $t' \in (0, 1]$ such that $G_\infty(t') < q$, where $G_\infty(t) := t / \mathbb{P}(F(V(X_{n+j}, C_{n+j}), U_j) \leq t)$ for any $t \in [0, 1]$, with the convention that $0/0 = 0$ and $t/0 = \infty$ for $t > 0$. Here, for any $v \in \mathbb{R}$ and $u \in [0, 1]$,

$$F(v, u) = Q(V(X, Y) < v) + u \cdot Q(V(X, Y) = v), \quad (15)$$

where the probability is taken with respect to the test distribution $(X, Y) \sim Q$ obeying (2).

Furthermore, define $t^* = \sup\{t \in [0, 1] : G_\infty(t) \leq q\}$. Additionally suppose for any sufficiently small $\epsilon > 0$, there exists some $t \in (t^* - \epsilon, t^*)$ such that $G_\infty(t) < q$. Then the asymptotic FDR of $BH(q)$ is $\frac{Q\{F(V(X, C), U) \leq t^*, Y \leq C\}}{Q\{F(V(X, C), U) \leq t^*\}}$, and the asymptotic power is $Q\{F(V(X, C), U) \leq t^* \mid Y > C\}$, where all the probabilities are induced by the test distribution $Q_{X, Y, C}$ and an independent $U \sim \text{Unif}([0, 1])$.

A.3 Deferred simulation results for DTI prediction

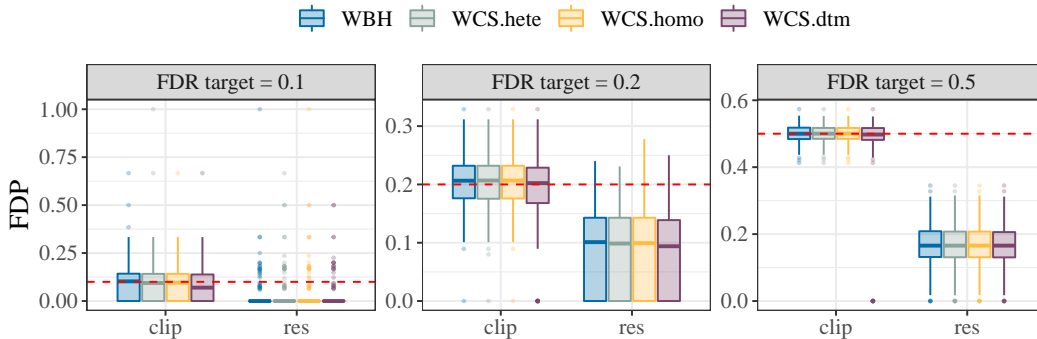


Figure 15: Empirical FDR for DTI prediction with $q_{\text{pop}} = 0.7$. Details are the same as Figure 9.

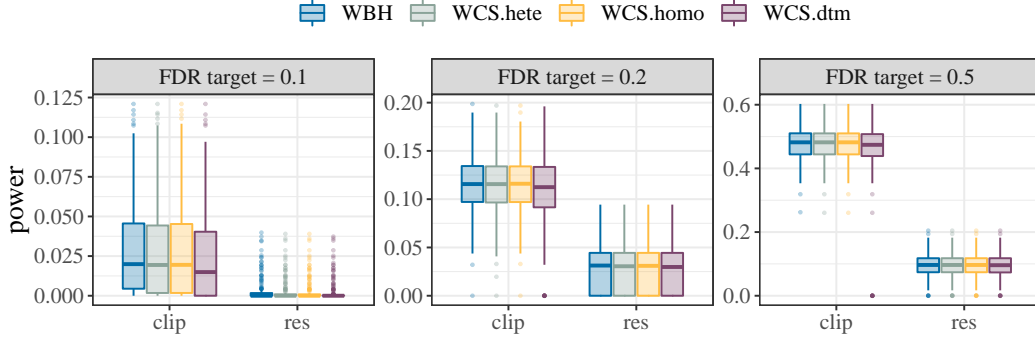


Figure 16: Empirical power for DTI with $q_{\text{pop}} = 0.7$. Details are the same as Figure 9.

B Proofs for weighted p-values

B.1 Proof of Theorem A.1

Proof of Theorem A.1. For ease of illustration, we prove the result when there is no tie among all nonconformity scores; similar results can be obtained with ties. We first use a leave-one-out trick similar to [JC22]. Define the oracle conformal p-values

$$\bar{p}_j^{\text{nw}} = \frac{\sum_{i=1}^n \mathbb{1}\{V_i < V_{n+j}\} + U_j(1 + \sum_{i=1}^n \mathbb{1}\{V_i = V_{n+j}\})}{n+1},$$

which is obtained by replacing the \hat{V}_{n+j} in (5) by $V_{n+j} = V(X_{n+j}, Y_{n+j})$. By the monotonicity of V , one has $p_j^{\text{nw}} \geq \bar{p}_j^{\text{nw}}$ for any j such that $Y_{n+j} \leq c_j$. In the BH procedure, for any $j \in \mathcal{R}_{\text{nw}}$, replacing p_j with a smaller value does not change the rejection set. Therefore, letting $\bar{\mathcal{R}}_j$ be the rejection set of BH(q) applied to $\{p_1^{\text{nw}}, \dots, p_{j-1}^{\text{nw}}, \bar{p}_j^{\text{nw}}, \dots, p_m^{\text{nw}}\}$, we know that

$$j \in \mathcal{R}_{\text{nw}} \text{ and } Y_{n+j} \leq c_{n+j} \Rightarrow j \in \bar{\mathcal{R}}_j \text{ and } \bar{\mathcal{R}}_j = \mathcal{R}_{\text{nw}}.$$

We then have

$$\mathbb{E} \left[\frac{\sum_{j=1}^m \mathbb{1}\{j \in \mathcal{R}_{\text{nw}}, Y_{n+j} \leq c_{n+j}\} / w(X_{n+j})}{1 \vee |\mathcal{R}_{\text{nw}}|} \right] \leq \sum_{j=1}^m \mathbb{E} \left[\frac{\mathbb{1}\{j \in \bar{\mathcal{R}}_j\} / w(X_{n+j})}{1 \vee |\bar{\mathcal{R}}_j|} \right]. \quad (16)$$

Also note that $j \in \bar{\mathcal{R}}_j$ if and only if $\bar{p}_j^{\text{nw}} \leq q|\bar{\mathcal{R}}_j|/m$. Thus, for any $j = 1, \dots, m$,

$$\begin{aligned} \mathbb{E} \left[\frac{\mathbb{1}\{j \in \bar{\mathcal{R}}_j\} / w(X_{n+j})}{1 \vee |\bar{\mathcal{R}}_j|} \right] &= \sum_{k=1}^m \frac{1}{k} \mathbb{E} [\mathbb{1}\{|\bar{\mathcal{R}}_j| = k\} \mathbb{1}\{\bar{p}_j^{\text{nw}} \leq qk/m\} / w(X_{n+j})] \\ &= \sum_{k=1}^m \frac{1}{k} \mathbb{E} [(\mathbb{1}\{|\bar{\mathcal{R}}_j| \leq k\} - \mathbb{1}\{|\bar{\mathcal{R}}_j| \leq k-1\}) \cdot \mathbb{1}\{\bar{p}_j^{\text{nw}} \leq qk/m\} / w(X_{n+j})] \\ &\leq \frac{1}{m} \mathbb{E} \left[\frac{\mathbb{1}\{\bar{p}_j^{\text{nw}} \leq q\}}{w(X_{n+j})} \right] + \sum_{k=1}^{m-1} \mathbb{E} \left[\frac{\mathbb{1}\{|\bar{\mathcal{R}}_j| \leq k\} \mathbb{1}\{\bar{p}_j^{\text{nw}} \leq \frac{qk}{m}\}}{k \cdot w(X_{n+j})} - \frac{\mathbb{1}\{|\bar{\mathcal{R}}_j| \leq k\} \mathbb{1}\{\bar{p}_j^{\text{nw}} \leq \frac{q(k+1)}{m}\}}{(k+1) \cdot w(X_{n+j})} \right]. \quad (17) \end{aligned}$$

We define the event $\mathcal{E}_z = \{Z = z\}$, where $Z = [Z_1, \dots, Z_n, Z_{n+j}]$ is the unordered set for $Z_i = (X_i, Y_i)$ and $Z_{n+j} = (X_{n+j}, Y_{n+j})$, and $z = [z_1, \dots, z_n, z_{n+j}]$ is the unordered set of their realized values. By the covariate shift (2), $\{(X_i, Y_i)\}_{i=1}^n$ and (X_{n+j}, Y_{n+j}) are weighted exchangeable [TFBCR19], hence

$$Z_{n+j} | \mathcal{E}_z \sim \sum_{i \in \{1, \dots, n, n+j\}} \delta_{z_i} \cdot \frac{w(x_i)}{\sum_{i=1}^n w(x_i) + w(x_{n+j})}, \quad (18)$$

where δ_{z_i} is the point mass on z_i . Therefore, by the tower property,

$$\begin{aligned} & \mathbb{E} \left[\frac{\mathbb{1}\{|\bar{\mathcal{R}}_j| \leq k\} \mathbb{1}\{\bar{p}_j^{\text{nw}} \leq qk/m\}}{k \cdot w(X_{n+j})} - \frac{\mathbb{1}\{|\bar{\mathcal{R}}_j| \leq k\} \mathbb{1}\{\bar{p}_j^{\text{nw}} \leq q(k+1)/m\}}{(k+1) \cdot w(X_{n+j})} \middle| \mathcal{E}_z \right] \\ & \leq \mathbb{E} \left[\frac{\mathbb{1}\{\bar{p}_j^{\text{nw}} \leq qk/m\}}{w(X_{n+j})} \cdot \frac{1}{k} \cdot \mathbb{P}(|\bar{\mathcal{R}}_j| \leq k \mid \bar{p}_j^{\text{nw}}, \mathcal{E}_z) \middle| \mathcal{E}_z \right] \\ & \quad - \mathbb{E} \left[\frac{\mathbb{1}\{\bar{p}_j^{\text{nw}} \leq q(k+1)/m\}}{w(X_{n+j})} \cdot \frac{1}{k+1} \cdot \mathbb{P}(|\bar{\mathcal{R}}_j| \leq k \mid \bar{p}_j^{\text{nw}}, \mathcal{E}_z) \middle| \mathcal{E}_z \right] \end{aligned}$$

Note that the randomness in U_j is independent of everything else, hence conditioning on $(\bar{p}_j^{\text{nw}}, \mathcal{E}_z)$ is the same as conditioning on (Z_{n+j}, \mathcal{E}_z) . We also denote $[1], [2], \dots, [n+1]$ as a permutation of $(1, 2, \dots, n, n+j)$ such that $V(X_{[1]}, Y_{[1]}) \leq V(X_{[2]}, Y_{[2]}) \leq \dots \leq V(X_{[n+1]}, Y_{[n+1]})$. Conditional on \mathcal{E}_z , on the event $\{\bar{p}_j^{\text{nw}} \leq qk/m\}$, Z_{n+j} can only take values at z_i for which $\frac{\sum_{\ell \neq i} \mathbb{1}\{V(z_\ell) < V(z_k)\}}{n+1} \leq qk/m$; that is, the possible values of Z_{n+j} are in the ordered set $\{z_{[1]}, \dots, z_{[i_k]}\}$ for some i_k . Similarly, Z_{n+j} can only take values in $\{z_{[1]}, \dots, z_{[i_{k+1}]}\}$ for $i_{k+1} \geq i_k$ on the event $\{\bar{p}_j^{\text{nw}} \leq q(k+1)/m\}$. Therefore, we have

$$\begin{aligned} & \mathbb{E} \left[\frac{\mathbb{1}\{|\bar{\mathcal{R}}_j| \leq k\} \mathbb{1}\{\bar{p}_j^{\text{nw}} \leq qk/m\}}{k \cdot w(X_{n+j})} - \frac{\mathbb{1}\{|\bar{\mathcal{R}}_j| \leq k\} \mathbb{1}\{\bar{p}_j^{\text{nw}} \leq q(k+1)/m\}}{(k+1) \cdot w(X_{n+j})} \middle| \mathcal{E}_z \right] \\ & \leq \mathbb{E} \left[\sum_{\ell=1}^{i_k} \mathbb{1}\{Z_{n+j} = z_{[\ell]}\} \frac{\mathbb{1}\{\bar{p}_j^{\text{nw}} \leq qk/m\}}{w(x_{[\ell]})} \cdot \frac{1}{k} \cdot \mathbb{P}(|\bar{\mathcal{R}}_j| \leq k \mid Z_{n+j} = z_{[\ell]}, \mathcal{E}_z) \middle| \mathcal{E}_z \right] \\ & \quad - \mathbb{E} \left[\sum_{\ell=1}^{i_{k+1}} \mathbb{1}\{Z_{n+j} = z_{[\ell]}\} \frac{\mathbb{1}\{\bar{p}_j^{\text{nw}} \leq q(k+1)/m\}}{w(x_{[\ell]})} \cdot \frac{1}{k+1} \cdot \mathbb{P}(|\bar{\mathcal{R}}_j| \leq k \mid Z_{n+j} = z_{[\ell]}, \mathcal{E}_z) \middle| \mathcal{E}_z \right] \\ & = \sum_{\ell=1}^{i_k} \frac{\mathbb{P}(|\bar{\mathcal{R}}_j| \leq k \mid Z_{n+j} = z_{[\ell]}, \mathcal{E}_z)}{k \cdot w(x_{[\ell]})} \mathbb{E}[\mathbb{1}\{Z_{n+j} = z_{[\ell]}\} \mathbb{1}\{\bar{p}_j^{\text{nw}} \leq qk/m\} \mid \mathcal{E}_z] \\ & \quad - \sum_{\ell=1}^{i_{k+1}} \frac{\mathbb{P}(|\bar{\mathcal{R}}_j| \leq k \mid Z_{n+j} = z_{[\ell]}, \mathcal{E}_z)}{(k+1) \cdot w(x_{[\ell]})} \mathbb{E}[\mathbb{1}\{Z_{n+j} = z_{[\ell]}\} \mathbb{1}\{\bar{p}_j^{\text{nw}} \leq q(k+1)/m\} \mid \mathcal{E}_z]. \end{aligned}$$

By weighted exchangeability, for $i < i_k$ it holds deterministically that $\bar{p}_j^{\text{nw}} \leq qk/m$ and $\mathbb{P}(Z_{n+j} = z_{[\ell]} \mid \mathcal{E}_z) = \frac{w(x_{[\ell]})}{\sum_{i=1}^n w(x_i) + w(x_{n+j})}$. The randomness of $U_j \sim \text{Unif}(0, 1)$ implies

$$\mathbb{E}[\mathbb{1}\{Z_{n+j} = z_{[i_k]}\} \mathbb{1}\{\bar{p}_j^{\text{nw}} \leq qk/m\} \mid \mathcal{E}_z] = (n+1) \cdot \left(\frac{qk}{m} - \frac{i_k - 1}{n+1} \right) \cdot \frac{x_{[i_k]}}{\sum_{i=1}^n w(x_i) + w(x_{n+j})}.$$

As a result, we have

$$\begin{aligned} & \sum_{\ell=1}^{i_k} \frac{\mathbb{P}(|\bar{\mathcal{R}}_j| \leq k \mid Z_{n+j} = z_{[\ell]}, \mathcal{E}_z)}{k \cdot w(x_{[\ell]})} \mathbb{E}[\mathbb{1}\{Z_{n+j} = z_{[\ell]}\} \mathbb{1}\{\bar{p}_j^{\text{nw}} \leq qk/m\} \mid \mathcal{E}_z] \\ & = \sum_{\ell=1}^{i_k-1} \frac{\mathbb{P}(|\bar{\mathcal{R}}_j| \leq k \mid Z_{n+j} = z_{[\ell]}, \mathcal{E}_z)}{k \cdot (\sum_{i=1}^n w(x_i) + w(x_{n+j}))} + \frac{(n+1) \frac{qk}{m} - i_k + 1}{k \cdot (\sum_{i=1}^n w(x_i) + w(x_{n+j}))} \cdot \mathbb{P}(|\bar{\mathcal{R}}_j| \leq k \mid Z_{n+j} = z_{[i_k]}, \mathcal{E}_z). \end{aligned}$$

Similar computation for $k+1$ leads to

$$\begin{aligned} & \mathbb{E} \left[\frac{\mathbb{1}\{|\bar{\mathcal{R}}_j| \leq k\} \mathbb{1}\{\bar{p}_j^{\text{nw}} \leq qk/m\}}{k \cdot w(X_{n+j})} - \frac{\mathbb{1}\{|\bar{\mathcal{R}}_j| \leq k\} \mathbb{1}\{\bar{p}_j^{\text{nw}} \leq q(k+1)/m\}}{(k+1) \cdot w(X_{n+j})} \middle| \mathcal{E}_z \right] \\ & \leq \sum_{\ell=1}^{i_k-1} \frac{\mathbb{P}(|\bar{\mathcal{R}}_j| \leq k \mid Z_{n+j} = z_{[\ell]}, \mathcal{E}_z)}{k \cdot (\sum_{i=1}^n w(x_i) + w(x_{n+j}))} - \sum_{\ell=1}^{i_{k+1}-1} \frac{\mathbb{P}(|\bar{\mathcal{R}}_j| \leq k \mid Z_{n+j} = z_{[\ell]}, \mathcal{E}_z)}{(k+1) \cdot (\sum_{i=1}^n w(x_i) + w(x_{n+j}))} \end{aligned}$$

$$\begin{aligned}
& - \frac{(n+1)\frac{qk}{m} - i_k + 1}{k \cdot (\sum_{i=1}^n w(x_i) + w(x_{n+j}))} \cdot \mathbb{P}(|\bar{\mathcal{R}}_j| \leq k \mid Z_{n+j} = z_{[i_k]}, \mathcal{E}_z) \\
& - \frac{(n+1)\frac{q(k+1)}{m} - i_{k+1} + 1}{(k+1) \cdot (\sum_{i=1}^n w(x_i) + w(x_{n+j}))} \cdot \mathbb{P}(|\bar{\mathcal{R}}_j| \leq k \mid Z_{n+j} = z_{[i_{k+1}]}, \mathcal{E}_z).
\end{aligned}$$

Conditional on \mathcal{E}_z , $\mathbb{P}(|\bar{\mathcal{R}}_j| \leq k \mid Z_{n+j} = z_{[\ell]}, \mathcal{E}_z)$ is increasing in ℓ ; to see this, simply note that the p-values $(p_1^{\text{nw}}, \dots, p_{j-1}^{\text{nw}}, \bar{p}_j^{\text{nw}}, p_{j+1}^{\text{nw}}, \dots, p_m^{\text{nw}})$ are coordinate-wisely increasing in ℓ , hence the size of the rejection set $\bar{\mathcal{R}}_j$ is decreasing in ℓ . Thus, replacing the index ℓ in the two summations by i_k , we have

$$\begin{aligned}
& \mathbb{E} \left[\frac{\mathbb{1}\{|\bar{\mathcal{R}}_j| \leq k\} \mathbb{1}_{\{p_j^* \leq qk/m\}}}{k \cdot w(X_{n+j})} - \frac{\mathbb{1}_{\{|\bar{\mathcal{R}}_j| \leq k\}} \mathbb{1}_{\{p_j^* \leq q(k+1)/m\}}}{(k+1) \cdot w(X_{n+j})} \mid \mathcal{E}_z \right] \\
& \leq \sum_{\ell=1}^{i_k-1} \frac{\mathbb{P}(|\bar{\mathcal{R}}_j| \leq k \mid Z_{n+j} = z_{[i_k]}, \mathcal{E}_z)}{k \cdot (\sum_{i=1}^n w(x_i) + w(x_{n+j}))} - \sum_{\ell=1}^{i_{k+1}-1} \frac{\mathbb{P}(|\bar{\mathcal{R}}_j| \leq k \mid Z_{n+j} = z_{[i_k]}, \mathcal{E}_z)}{(k+1) \cdot (\sum_{i=1}^n w(x_i) + w(x_{n+j}))} \\
& + \frac{(n+1)\frac{qk}{m} - i_k + 1}{k \cdot (\sum_{i=1}^n w(x_i) + w(x_{n+j}))} \mathbb{P}(|\bar{\mathcal{R}}_j| \leq k \mid Z_{n+j} = z_{[i_k]}, \mathcal{E}_z) \\
& + \frac{(n+1)\frac{q(k+1)}{m} - i_{k+1} + 1}{(k+1) \cdot (\sum_{i=1}^n w(x_i) + w(x_{n+j}))} \mathbb{P}(|\bar{\mathcal{R}}_j| \leq k \mid Z_{n+j} = z_{[i_k]}, \mathcal{E}_z) \\
& = \frac{\mathbb{P}(|\bar{\mathcal{R}}_j| \leq k \mid Z_{n+j} = z_{[i_k]}, \mathcal{E}_z)}{\sum_{i=1}^n w(x_i) + w(x_{n+j})} \left(\frac{(n+1)qk/m}{k} - \frac{(n+1)q(k+1)/m}{k+1} \right) = 0.
\end{aligned}$$

For any j , the first term in (17) can be calculated as

$$\begin{aligned}
\mathbb{E}[\mathbb{1}\{\bar{p}_j^{\text{nw}} \leq q\}/w(X_{n+j}) \mid \mathcal{E}_z] &= \sum_{\ell=1}^{i_m} \frac{\mathbb{P}(\bar{p}_j^{\text{nw}} \leq q \mid Z_{n+j} = z_{[\ell]}, \mathcal{E}_z) \cdot \mathbb{P}(Z_{n+j} = z_{[\ell]} \mid \mathcal{E}_z)}{w(x_{[\ell]})} \\
&= \frac{i_m - 1 + (n+1)q - i_m + 1}{\sum_{i=1}^n w(x_i) + w(x_{n+j})} = \frac{(n+1)q}{\sum_{i=1}^n w(x_i) + w(x_{n+j})},
\end{aligned}$$

where the second equality uses (18), and the definition of \bar{p}_j^{nw} . Returning to (16) and (17), we obtain

$$\begin{aligned}
& \mathbb{E} \left[\frac{\sum_{j=1}^m \mathbb{1}\{j \in \mathcal{R}_{\text{nw}}, Y_{n+j} \leq c_{n+j}\}/w(X_{n+j})}{1 \vee |\mathcal{R}^{\text{nw}}|} \right] \\
& \leq \frac{1}{m} \sum_{j=1}^m \mathbb{E}[\mathbb{1}\{\bar{p}_j^{\text{nw}} \leq q\}/w(X_{n+j})] = \mathbb{E} \left[\frac{(n+1)q}{\sum_{i=1}^n w(X_i) + w(X_{n+1})} \right],
\end{aligned}$$

where the last equality uses the fact that the covariates of test data are i.i.d. This concludes the proof of Theorem A.1. \square

B.2 Proof of Non-PRDS

Proof of Proposition 2.4. We prove by constructing a counterexample and computing the distribution functions of p-values to show the violation of the PRDS property. We set $w(x) = x$ for $P = \text{Unif}([1/2, 3/2])$, let Q has density function $q(x) = x \mathbb{1}\{1/2 \leq x \leq 3/2\}$, and $V(x, y) = -w(x)$. Take $n = 2$ and any arbitrary $m \geq 2$. If the weighted conformal p-values are PRDS, we would have

$$F(s, t) := \mathbb{P}(p_1 \leq s \mid p_2 \geq t)$$

is decreasing in $t \in (0, 1)$ for any fixed $s \in (0, 1)$. However, we will show $F(\frac{1}{10}, \frac{3}{5}) < F(\frac{1}{10}, \frac{9}{10})$. We will compute the two values exactly; they can also be approximated to arbitrary accuracy via Monte Carlo.

For notational simplicity, we write $W_i = w(X_i)$ for $i = 1, 2$, and $\bar{W}_j = w(X_{2+j})$ for $j = 1, 2$. By construction, $W_1, W_2, \bar{W}_1, \bar{W}_2$ are mutually independent with $W_1, W_2 \sim P$, $\bar{W}_1, \bar{W}_2 \sim Q$. As P and Q do

not have point mass, there are no ties among the four scores almost surely. By the symmetry of W_1, W_2 , for any $s, t \in (0, 1)$, we have

$$F(s, t) = t^{-1} \cdot \mathbb{P}(p_1 \leq s, p_2 \geq t) = 2t^{-1} \cdot \mathbb{P}(p_1 \leq s, p_2 \geq t, W_1 < W_2).$$

Since $v(x, y) = -w(x)$, the two weighted conformal p-values are equivalently

$$p_i = \frac{W_1 \mathbb{1}\{W_1 > \widetilde{W}_i\} + W_2 \mathbb{1}\{W_2 > \widetilde{W}_i\} + U_i \widetilde{W}_i}{W_1 + W_2 + \widetilde{W}_i}, \quad i = 1, 2.$$

When $W_1 < W_2$, the form of p_i can be divided into three cases:

- (i) When $\widetilde{W}_i < W_1 < W_2$, one has $p_i = \frac{W_1 + W_2 + U_i \widetilde{W}_i}{W_1 + W_2 + \widetilde{W}_i}$, and $p_i \in [2/3, 1]$ holds deterministically.
- (ii) When $W_1 < \widetilde{W}_i < W_2$, one has $p_i = \frac{W_2 + U_i \widetilde{W}_i}{W_1 + W_2 + \widetilde{W}_i}$. As $W_i, \widetilde{W}_i \in [1/2, 3/2]$, it holds that $p_i \in [1/3, 6/7]$.
- (iii) When $W_1 < W_2 < \widetilde{W}_i$, one has $p_i = \frac{U_i \widetilde{W}_i}{W_1 + W_2 + \widetilde{W}_i}$, and $p_i \in [0, 3/5]$.

Intuitively, the reason for violating PRDS in this case is that, when $p_1 \leq 1/10$ is small, it must always take the form $p_1 = \frac{U_1 \cdot \widetilde{W}_1}{W_1 + W_2 + \widetilde{W}_1}$ as in case (iii). Meanwhile, when $p_2 \geq 3/5$ is relatively large, it may be as cases (i) or (ii). In that two cases, roughly, a larger p_2 means relatively larger W_1, W_2 , hence smaller p_1 .

We now conduct the exact computation. For $t = 9/10$, when $W_1 < W_2$, we note that it must be $p_2 = \frac{W_1 + W_2 + U_2 \widetilde{W}_2}{W_1 + W_2 + \widetilde{W}_2}$, i.e., $\widetilde{W}_2 < W_1 < W_2 < \widetilde{W}_1$. Therefore,

$$\begin{aligned} & \mathbb{P}(p_1 \leq 1/10, p_2 \geq 9/10, W_1 < W_2) \\ &= \mathbb{P}(p_1 \leq 1/10, p_2 \geq 9/10, \widetilde{W}_2 < W_1 < W_2 < \widetilde{W}_1) \\ &= \mathbb{P}\left(\frac{U_1 \cdot \widetilde{W}_1}{W_1 + W_2 + \widetilde{W}_1} \leq \frac{1}{10}, \frac{W_1 + W_2 + U_2 \widetilde{W}_2}{W_1 + W_2 + \widetilde{W}_2} \geq \frac{9}{10}, \widetilde{W}_2 < W_1 < W_2 < \widetilde{W}_1\right) \\ &= \mathbb{P}\left(\frac{U_1 \cdot \widetilde{W}_1}{W_1 + W_2 + \widetilde{W}_1} \leq \frac{1}{10}, \frac{W_1 + W_2 + U_2 \widetilde{W}_2}{W_1 + W_2 + \widetilde{W}_2} \geq \frac{9}{10}, \widetilde{W}_2 < W_1 < W_2 < \widetilde{W}_1\right) \\ &= \mathbb{P}\left(U_1 \leq \frac{W_1 + W_2 + \widetilde{W}_1}{10 \widetilde{W}_1}, 1 - U_2 \geq \frac{W_1 + W_2 + \widetilde{W}_2}{10 \widetilde{W}_2}, \widetilde{W}_2 < W_1 < W_2 < \widetilde{W}_1\right). \end{aligned} \quad (19)$$

We note that in this case $\frac{W_1 + W_2 + \widetilde{W}_1}{10 \widetilde{W}_1}, \frac{W_1 + W_2 + \widetilde{W}_2}{10 \widetilde{W}_2} \in [0, 1]$ deterministically. Since U_1, U_2 are mutually independent, and also independent of everything else, by the tower property,

$$(19) = \mathbb{E}\left[\frac{W_1 + W_2 + \widetilde{W}_1}{10 \widetilde{W}_1} \cdot \frac{W_1 + W_2 + \widetilde{W}_2}{10 \widetilde{W}_2} \cdot \mathbb{1}\{\widetilde{W}_2 < W_1 < W_2 < \widetilde{W}_1\}\right].$$

By the symmetry of W_1, W_2 , we know

$$\begin{aligned} & \mathbb{P}(p_1 \leq 1/10, p_2 \geq 9/10) = 2 \times (19) \\ &= \mathbb{E}\left[\frac{W_1 + W_2 + \widetilde{W}_1}{10 \widetilde{W}_1} \cdot \frac{W_1 + W_2 + \widetilde{W}_2}{10 \widetilde{W}_2} \cdot \mathbb{1}\{W_1, W_2 \in [\widetilde{W}_2, \widetilde{W}_1], \widetilde{W}_2 < \widetilde{W}_1\}\right]. \end{aligned} \quad (20)$$

Note that conditional on $\widetilde{W}_2, \widetilde{W}_1$ and the event $\{W_1, W_2 \in [\widetilde{W}_2, \widetilde{W}_1]\}$, one has $W_1, W_2 \sim \text{Unif}([\widetilde{W}_1, \widetilde{W}_2])$ and are mutually independent. Applying tower property again, we have

$$\begin{aligned} (20) &= \mathbb{E}\left[\frac{13\widetilde{W}_1^2/6 + 13\widetilde{W}_2^2/6 + 14\widetilde{W}_1\widetilde{W}_2/3}{100\widetilde{W}_1 \cdot \widetilde{W}_2} \cdot \mathbb{P}(W_1, W_2 \in [\widetilde{W}_2, \widetilde{W}_1] \mid \widetilde{W}_1, \widetilde{W}_2) \cdot \mathbb{1}\{\widetilde{W}_2 < \widetilde{W}_1\}\right] \\ &= \mathbb{E}\left[\frac{13\widetilde{W}_1^2/6 + 13\widetilde{W}_2^2/6 + 14\widetilde{W}_1\widetilde{W}_2/3}{100\widetilde{W}_1 \cdot \widetilde{W}_2} \cdot (\widetilde{W}_1 - \widetilde{W}_1)^2 \cdot \mathbb{1}\{\widetilde{W}_2 < \widetilde{W}_1\}\right] = \frac{547}{72000}, \end{aligned}$$

where the exact number can be computed using the distribution of \widetilde{W}_1 and \widetilde{W}_2 . We thus have

$$F(1/10, 9/10) = \frac{547}{7200}.$$

For $t = 3/5$, when $p_2 \geq t$ it could either be case (i) or (ii). Thus

$$\begin{aligned} \mathbb{P}(p_1 \leq 1/10, p_2 \geq 3/5, W_1 < W_2) &= \mathbb{P}(p_1 \leq 1/10, p_2 \geq 3/5, \widetilde{W}_2 < W_1 < W_2 < \widetilde{W}_1) \\ &\quad + \mathbb{P}(p_1 \leq 1/10, p_2 \geq 3/5, W_1 < \widetilde{W}_2 < W_2 < \widetilde{W}_1). \end{aligned}$$

For the first case,

$$\begin{aligned} &\mathbb{P}(p_1 \leq 1/10, p_2 \geq 3/5, \widetilde{W}_2 < W_1 < W_2 < \widetilde{W}_1) \\ &= \mathbb{P}\left(U_1 \leq \frac{W_1 + W_2 + \widetilde{W}_1}{10\widetilde{W}_1}, 1 - U_2 \geq \frac{2W_1 + 2W_2 + 2\widetilde{W}_2}{5\widetilde{W}_2}, \widetilde{W}_2 < W_1 < W_2 < \widetilde{W}_1\right). \end{aligned} \quad (21)$$

One can check that $\frac{2W_1 + 2W_2 + 2\widetilde{W}_2}{5\widetilde{W}_2} \geq \frac{6}{5}$ when $\widetilde{W}_2 < W_1 < W_2$, and that $\frac{W_1 + W_2 + \widetilde{W}_1}{10\widetilde{W}_1} \in [0, 1]$, hence by the tower property and the symmetry of W_1, W_2 , we know

$$\begin{aligned} (21) &= \mathbb{E}\left[\frac{W_1 + W_2 + \widetilde{W}_1}{10\widetilde{W}_1} \cdot \mathbb{1}\{\widetilde{W}_2 < W_1 < W_2 < \widetilde{W}_1\}\right] \\ &= \frac{1}{2} \cdot \mathbb{E}\left[\mathbb{E}\left[\frac{W_1 + W_2 + \widetilde{W}_1}{10\widetilde{W}_1} \mid W_1, W_2 \in [\widetilde{W}_2, \widetilde{W}_1], \widetilde{W}_1, \widetilde{W}_2\right] \cdot \mathbb{P}(W_1, W_2 \in [\widetilde{W}_2, \widetilde{W}_1] \mid \widetilde{W}_1, \widetilde{W}_2) \cdot \mathbb{1}\{\widetilde{W}_2 < \widetilde{W}_1\}\right] \\ &= \frac{1}{2} \cdot \mathbb{E}\left[\mathbb{E}\left[\frac{W_1 + W_2 + \widetilde{W}_1}{10\widetilde{W}_1} \mid W_1, W_2 \in [\widetilde{W}_2, \widetilde{W}_1], \widetilde{W}_1, \widetilde{W}_2\right] \cdot (\widetilde{W}_1 - \widetilde{W}_2)^2 \cdot \mathbb{1}\{\widetilde{W}_2 < \widetilde{W}_1\}\right] \end{aligned}$$

Conditional on $\widetilde{W}_1, \widetilde{W}_2$ and the event $\{W_1, W_2 \in [\widetilde{W}_2, \widetilde{W}_1]\}$, we know $W_1, W_2 \sim \text{Unif}([\widetilde{W}_2, \widetilde{W}_1])$, and are mutually independent. Applying the tower property again, we have

$$(21) = \frac{1}{2} \cdot \mathbb{E}\left[\frac{2\widetilde{W}_1 + \widetilde{W}_2}{10\widetilde{W}_1} \cdot (\widetilde{W}_1 - \widetilde{W}_2)^2 \cdot \mathbb{1}\{\widetilde{W}_2 < \widetilde{W}_1\}\right] = \frac{47}{4800}.$$

For the second case,

$$\begin{aligned} &\mathbb{P}(p_1 \leq 1/10, p_2 \geq 3/5, W_1 < \widetilde{W}_2 < W_2 < \widetilde{W}_1) \\ &= \mathbb{P}\left(U_1 \leq \frac{W_1 + W_2 + \widetilde{W}_1}{10\widetilde{W}_1}, 1 - U_2 \geq \frac{-3W_1 + 2W_2 + 2\widetilde{W}_2}{5\widetilde{W}_2}, W_1 < \widetilde{W}_2 < W_2 < \widetilde{W}_1\right). \end{aligned} \quad (22)$$

One can check that $\frac{W_1 + W_2 + \widetilde{W}_1}{10\widetilde{W}_1}, \frac{-3W_1 + 2W_2 + 2\widetilde{W}_2}{5\widetilde{W}_2} \in [0, 1]$. The tower property thus implies

$$\begin{aligned} (22) &= \mathbb{E}\left[\frac{W_1 + W_2 + \widetilde{W}_1}{10\widetilde{W}_1} \cdot \frac{-3W_1 + 2W_2 + 2\widetilde{W}_2}{5\widetilde{W}_2} \cdot \mathbb{1}\{W_1 < \widetilde{W}_2 < W_2 < \widetilde{W}_1\}\right] \\ &= \mathbb{E}\left[\mathbb{E}\left[\frac{W_1 + W_2 + \widetilde{W}_1}{10\widetilde{W}_1} \cdot \frac{-3W_1 + 2W_2 + 2\widetilde{W}_2}{5\widetilde{W}_2} \mid W_1 < \widetilde{W}_2 < W_2 < \widetilde{W}_1, \widetilde{W}_1, \widetilde{W}_2\right] \right. \\ &\quad \left. \cdot \mathbb{P}(W_1 < \widetilde{W}_2 < W_2 < \widetilde{W}_1 \mid \widetilde{W}_1, \widetilde{W}_2) \cdot \mathbb{1}\{\widetilde{W}_2 < \widetilde{W}_1\}\right] = \end{aligned}$$

Note that conditional on $\widetilde{W}_1, \widetilde{W}_2$ and the event $\{W_1 < \widetilde{W}_2 < W_2 < \widetilde{W}_1\}$, W_1 and W_2 are mutually independent with $W_1 \sim \text{Unif}([1/2, \widetilde{W}_2])$ and $W_2 \sim \text{Unif}([\widetilde{W}_2, \widetilde{W}_1])$. We thus have

$$(22) = \mathbb{E}\left[\frac{5\widetilde{W}_1^2 + 35\widetilde{W}_1\widetilde{W}_2/12 + 17\widetilde{W}_2^2/12 - 7\widetilde{W}_1/8 - \widetilde{W}_2/8 - 1/4}{50\widetilde{W}_1 \cdot \widetilde{W}_2} \cdot (\widetilde{W}_2 - 1/2) \cdot (\widetilde{W}_1 - \widetilde{W}_2) \cdot \mathbb{1}\{\widetilde{W}_2 < \widetilde{W}_1\}\right].$$

Using the distribution of $\widetilde{W}_1, \widetilde{W}_2$, we have (22) = $\frac{361}{72000}$. Combining the two cases, we have

$$\mathbb{P}(p_1 \leq 1/10, p_2 \geq 3/5) = 2 \cdot \mathbb{P}(p_1 \leq 1/10, p_2 \geq 3/5, W_1 < W_2) = \frac{2 \cdot 47}{4800} + \frac{2 \cdot 361}{72000} = \frac{533}{18000}.$$

We thus have

$$F(1/10, 3/5) = \frac{533}{7200} < \frac{547}{7200} = F(1/10, 9/10).$$

Therefore, p_1 and p_2 are not PRDS, concluding the proof of Proposition 2.4. \square

B.3 Proof of Theorem 2.5

Proof of Theorem 2.5. We use a representation of the BH(q) procedure communicated in [STS04]: the rejection set of BH(q) procedure is $\mathcal{R} = \{j: p_j \leq \hat{\tau}\}$, where

$$\hat{\tau} = \sup \left\{ t \in [0, 1]: \frac{mt}{\sum_{j=1}^m \mathbb{1}\{p_j \leq t\}} \leq q \right\}. \quad (23)$$

To clarify the dependence on the calibration data, we denote the p -values as $p_j = \hat{F}_n(V_j^0, U_j, W_j)$, where for simplicity we denote $V_j^0 = \hat{V}_{n+j} = V(X_{n+j}, C_{n+j})$ and $W_j = w(X_{n+j})$. As we suppose $\{C_{n+j}\}_{j=1}^n$ are i.i.d. random variables, here $\{V_j^0\}_{j=1}^n$ are also i.i.d. random variables. Finally, we define

$$\hat{F}_n(v, u, w) = \frac{\sum_{i=1}^n w(X_i) \mathbb{1}\{V_i < v\} + (w + \sum_{i=1}^n w(X_i) \mathbb{1}\{V_i = v\}) \cdot u}{\sum_{i=1}^n w(X_i) + w}$$

for any $(v, u, w) \in \mathbb{R} \times [0, 1] \times \mathbb{R}^+$. Note that conditional on the training process, $\{(V_j^0, U_j, W_j): 1 \leq j \leq m\}$ are i.i.d., and independent of $\mathcal{D}_{\text{calib}}$. We first show the uniform concentration of \hat{F}_n to F defined in (15).

Lemma B.1. *Let \hat{F}_n and F defined as above. Then for any fixed constant $M > 0$, as $n \rightarrow \infty$, we have*

$$\sup_{v \in \mathbb{R}, u \in [0, 1], w \in [0, M]} |\hat{F}_n(v, u, w) - F(v, u)| \xrightarrow{\text{a.s.}} 0.$$

Proof of Lemma B.1. The strong law of large numbers ensures $\frac{1}{n} \sum_{i=1}^n w(X_i) \xrightarrow{\text{a.s.}} 1$. Thus by definition,

$$\begin{aligned} & \left| \hat{F}_n(v, u, w) - \frac{\sum_{i=1}^n w(X_i) \mathbb{1}\{V_i < v\} + (\sum_{i=1}^n w(X_i) \mathbb{1}\{V_i = v\}) \cdot u}{\sum_{i=1}^n w(X_i)} \right| \\ & \leq \frac{w}{\sum_{i=1}^n w(X_i) + w} + w \cdot \frac{\sum_{i=1}^n w(X_i) \mathbb{1}\{V_i < v\} + (w + \sum_{i=1}^n w(X_i) \mathbb{1}\{V_i = v\}) \cdot u}{(\sum_{i=1}^n w(X_i)) \cdot (\sum_{i=1}^n w(X_i) + w)} \\ & \leq \frac{w}{\sum_{i=1}^n w(X_i)} + \frac{w}{\sum_{i=1}^n w(X_i)}, \quad \forall v \in \mathbb{R}, u \in [0, 1], w \in [0, M]. \end{aligned}$$

This implies

$$\sup_{v \in \mathbb{R}, u \in [0, 1], w \in [0, M]} \left| \hat{F}_n(v, u, w) - \frac{\sum_{i=1}^n w(X_i) \mathbb{1}\{V_i < v\} + (\sum_{i=1}^n w(X_i) \mathbb{1}\{V_i = v\}) \cdot u}{\sum_{i=1}^n w(X_i)} \right| \xrightarrow{\text{a.s.}} 0.$$

On the other hand, the uniform law of large numbers in Lemma D.1 implies

$$\sup_{v \in \mathbb{R}, u \in [0, 1], w \in [0, M]} \left| \frac{\sum_{i=1}^n w(X_i) \mathbb{1}\{V_i < v\} + (\sum_{i=1}^n w(X_i) \mathbb{1}\{V_i = v\}) \cdot u}{\sum_{i=1}^n w(X_i)} - F(v, u) \right| \xrightarrow{\text{a.s.}} 0.$$

Putting this two almost sure convergence together completes the proof of Lemma B.1. \square

Lemma B.1 forms the basis of proving asymptotic results. In the following, we study the two asymptotic regimes (i) $n \rightarrow \infty$ with m fixed and (ii) $m, n \rightarrow \infty$, separately.

Case (i): m fixed, $n \rightarrow \infty$. By Lemma B.1, we know that $\{p_j\}$ converges almost surely (and uniformly over all $j = 1, \dots, m$) to $\{p_j^\infty\}$, where we define

$$p_j^\infty := F(V_j^0, U_j),$$

with F defined in (15) of Theorem 2.5. Note that $\{p_j^\infty\}$ are i.i.d., and all of them have no point mass since $\{U_j\} \sim \text{Unif}([0,1])$ are independent of the observations. In the following, we denote as \mathcal{R} the rejection set of BH(q) with $\{p_j\}$. We are to show that \mathcal{R} is asymptotically the same as \mathcal{R}^∞ , the rejection set obtained from BH(q) with $\{p_j^\infty\}$, in the sense that $\limsup_{n \rightarrow \infty} \mathbb{P}(\mathcal{R} \neq \mathcal{R}^\infty) = 0$. Note that

$$\begin{aligned} \mathbb{P}(\mathcal{R} \neq \mathcal{R}^\infty) &\leq \sum_{j=1}^m \mathbb{P}(j \in \mathcal{R}, j \notin \mathcal{R}^\infty) + \sum_{j=1}^m \mathbb{P}(j \notin \mathcal{R}, j \in \mathcal{R}^\infty) \\ &\leq \sum_{j=1}^m \sum_{\ell=0}^m \mathbb{P}(p_j \leq \ell k/m, p_j^\infty > \ell k/m) + \sum_{j=1}^m \sum_{\ell=0}^m \mathbb{P}(p_j > \ell k/m, p_j^\infty \leq \ell k/m). \end{aligned}$$

For any fixed $\delta > 0$, we have

$$\begin{aligned} &\limsup_{n \rightarrow \infty} \mathbb{P}(p_j \leq \ell k/m, p_j^\infty > \ell k/m) \\ &\leq \limsup_{n \rightarrow \infty} \mathbb{P}(p_j \leq \ell k/m, p_j^\infty > \ell k/m + \delta) + \limsup_{n \rightarrow \infty} \mathbb{P}(\ell k/m < p_j^\infty \leq \ell k/m + \delta) \\ &= \limsup_{n \rightarrow \infty} \mathbb{P}(\ell k/m < p_j^\infty \leq \ell k/m + \delta). \end{aligned}$$

Taking $\delta \rightarrow 0$ and noting that p_j^* does not have point mass at $\{\ell k/m\}$, we have $\limsup_{n \rightarrow \infty} \mathbb{P}(p_j \leq \ell k/m, p_j^\infty > \ell k/m) = 0$. Similar arguments also yield $\limsup_{n \rightarrow \infty} \mathbb{P}(p_j > \ell k/m, p_j^\infty \leq \ell k/m) = 0$. Summing over finitely many terms $1 \leq j \leq m$ and $0 \leq \ell \leq m$ leads to

$$\mathbb{P}(\mathcal{R} \neq \mathcal{R}^\infty) \rightarrow 0. \quad (24)$$

Let $\text{FDR}(\mathcal{R})$, $\text{FDR}(\mathcal{R}^\infty)$ denote the FDR for \mathcal{R} and \mathcal{R}^∞ , respectively. As a result of (24), we have

$$\begin{aligned} \limsup_{n \rightarrow \infty} \text{FDR}(\mathcal{R}) &\leq \limsup_{n \rightarrow \infty} \mathbb{E}[\text{FDP}(\mathcal{R}) \cdot \mathbf{1}\{\mathcal{R} = \mathcal{R}^\infty\}] + \limsup_{n \rightarrow \infty} \mathbb{E}[\text{FDP}(\mathcal{R}) \cdot \mathbf{1}\{\mathcal{R} \neq \mathcal{R}^\infty\}] \\ &\leq \mathbb{E}[\text{FDP}(\mathcal{R}^\infty)] + \limsup_{n \rightarrow \infty} \mathbb{E}[\mathbf{1}\{\mathcal{R} \neq \mathcal{R}^\infty\}] \leq \text{FDR}(\mathcal{R}^\infty), \end{aligned}$$

where the second inequality uses the fact that $\text{FDP}(\mathcal{R}) \leq 1$, and the last inequality uses $\mathbb{E}[\text{FDP}(\mathcal{R}^\infty)] = \text{FDR}(\mathcal{R}^\infty)$. For each j , we let $\mathcal{R}_{j \rightarrow 0}^\infty$ denote the rejection set of BH(q) applied to the set of p-values $\{p_1^\infty, \dots, p_{j-1}^\infty, 0, p_{j+1}^\infty, \dots, p_m^\infty\}$, i.e., when we set p_j^∞ to 0 while keeping others $\{p_\ell^\infty\}_{\ell \neq j}$ fixed. Then we know that $\mathcal{R}^\infty = \mathcal{R}_{j \rightarrow 0}^\infty$ on the event $\{j \in \mathcal{R}^\infty\}$. Therefore, the FDR for \mathcal{R}^∞ can be bounded as

$$\text{FDR}(\mathcal{R}^\infty) = \mathbb{E} \left[\frac{\sum_{j=1}^m \mathbf{1}\{j \in \mathcal{R}^\infty, j \in \mathcal{H}_0\}}{1 \vee |\mathcal{R}^\infty|} \right] = \sum_{j=1}^m \mathbb{E} \left[\frac{\mathbf{1}\{j \in \mathcal{R}^\infty, j \in \mathcal{H}_0\}}{1 \vee |\mathcal{R}_{j \rightarrow 0}^\infty|} \right].$$

By the definition of BH(q) procedure, we know $j \in \mathcal{R}^\infty$ implies $p_j^\infty \leq q|\mathcal{R}^\infty|/m$. In the right-handed side of the above equation, each term can be decomposed as

$$\begin{aligned} \mathbb{E} \left[\frac{\mathbf{1}\{j \in \mathcal{R}^\infty, j \in \mathcal{H}_0\}}{1 \vee |\mathcal{R}_{j \rightarrow 0}^\infty|} \right] &= \sum_{k=1}^m \mathbb{E} \left[\mathbf{1}\{|\mathcal{R}^\infty| = k\} \frac{\mathbf{1}\{j \in \mathcal{R}^\infty, j \in \mathcal{H}_0\}}{k} \right] \\ &\leq \sum_{k=1}^m \mathbb{E} \left[\mathbf{1}\{|\mathcal{R}_{j \rightarrow 0}^\infty| = k\} \frac{\mathbf{1}\{p_j^\infty \leq \frac{qk}{m}, Y_{n+j} \leq C_{n+j}\}}{k} \right] \\ &= \sum_{k=1}^m \mathbb{P}(|\mathcal{R}_{j \rightarrow 0}^\infty| = k) \cdot \frac{1}{k} \mathbb{P}\left(p_j^\infty \leq \frac{qk}{m}, Y_{n+j} \leq C_{n+j}\right), \end{aligned}$$

where the first equality uses the fact that $(p_j^\infty, Y_{n+j}, C_{n+j})$ are independent of all other samples and hence also independent of $\mathcal{R}_{j \rightarrow 0}^\infty$; the second line uses the fact that $\{|\mathcal{R}^\infty| = k, j \in \mathcal{R}^\infty\}$ implies $\{|\mathcal{R}_{j \rightarrow 0}^\infty| = k, p_j^\infty \leq qk/m\}$. Due to the monotonicity of $V(x, y)$ in y and the monotonicity of $F(v, u)$ in v ,

$$\begin{aligned} \mathbb{P}\left(p_j^\infty \leq \frac{qk}{m}, Y_{n+j} \leq C_{n+j}\right) &= \mathbb{P}\left(F(V(X_{n+j}, C_{n+j}), U_j) \leq \frac{qk}{m}, Y_{n+j} \leq C_{n+j}\right) \\ &\leq \mathbb{P}\left(F(V(X_{n+j}, Y_{n+j}), U_j) \leq \frac{qk}{m}, Y_{n+j} \leq C_{n+j}\right) \\ &\leq \mathbb{P}\left(F(V(X_{n+j}, Y_{n+j}), U_j) \leq \frac{qk}{m}\right) = \frac{qk}{m}, \end{aligned}$$

where the last equality uses the fact that $F(V(X_{n+j}, Y_{n+j}), U) \sim \text{Unif}[0, 1]$ from the definition of F , as all the probabilities are taken with respect to the test distribution $\mathbb{Q}_{X, Y, C}$ and an independent random variable $U \sim \text{Unif}([0, 1])$. Therefore, we obtain

$$\text{FDR}(\mathcal{R}^\infty) \leq \sum_{j=1}^m \sum_{k=1}^m \mathbb{P}(|\mathcal{R}_{j \rightarrow 0}^\infty| = k) \cdot \frac{q}{m} \leq q,$$

which completes the proof of this case.

Case (ii): $m, n \rightarrow \infty$. In this case, we are to repeatedly employ the (uniform) strong law of large numbers to show the asymptotic behavior of the testing procedure. Based on Lemma B.1, we show the uniform convergence of the criterion in (23).

Lemma B.2. *Under the above setup, suppose $\sup_{x \in \mathcal{X}} w(x) \leq M$ for some constant $M > 0$. Then*

$$\sup_{t \in [0, 1]} \left| \frac{1}{m} \sum_{j=1}^m \mathbb{1}\{\widehat{F}_n(V_j^0, U_j, W_j) \leq t\} - \mathbb{P}(F(V_j^0, U_j) \leq t) \right| \xrightarrow{\text{a.s.}} 0,$$

as $m, n \rightarrow \infty$, where \mathbb{P} is taken with respect to $V_j^0 = V(X_{n+j}, C_{n+j})$ and an independent $U_j \sim \text{Unif}([0, 1])$.

Proof of Lemma B.2. Let $0 = t_0 < t_1 < \dots < t_K = 1$ be a partition of $[0, 1]$. Then for each $t \in [0, 1]$, there exists some k such that $t_k \leq t < t_{k+1}$, hence

$$\frac{1}{m} \sum_{j=1}^m \mathbb{1}\{\widehat{F}_n(V_j^0, U_j, W_j) \leq t_k\} - \frac{1}{m} \sum_{j=1}^m \mathbb{1}\{F(V_j^0, U_j) \leq t_{k+1}\} \quad (25)$$

$$\begin{aligned} &\leq \frac{1}{m} \sum_{j=1}^m \mathbb{1}\{\widehat{F}_n(V_j^0, U_j, W_j) \leq t\} - \frac{1}{m} \sum_{j=1}^m \mathbb{1}\{F(V_j^0, U_j) \leq t\} \\ &\leq \frac{1}{m} \sum_{j=1}^m \mathbb{1}\{\widehat{F}_n(V_j^0, U_j, W_j) \leq t_{k+1}\} - \frac{1}{m} \sum_{j=1}^m \mathbb{1}\{F(V_j^0, U_j) \leq t_k\}. \end{aligned} \quad (26)$$

The upper bound (26) above can be further bounded as

$$\begin{aligned} &\left| \frac{1}{m} \sum_{j=1}^m \mathbb{1}\{\widehat{F}_n(V_j^0, U_j, W_j) \leq t_{k+1}\} - \frac{1}{m} \sum_{j=1}^m \mathbb{1}\{F(V_j^0, U_j) \leq t_k\} \right| \\ &\leq \left| \frac{1}{m} \sum_{j=1}^m \mathbb{1}\{\widehat{F}_n(V_j^0, U_j, W_j) \leq t_{k+1}\} - \frac{1}{m} \sum_{j=1}^m \mathbb{1}\{F(V_j^0, U_j) \leq t_{k+1}\} \right| \\ &\quad + \left| \frac{1}{m} \sum_{j=1}^m \mathbb{1}\{F(V_j^0, U_j) \leq t_{k+1}\} - \frac{1}{m} \sum_{j=1}^m \mathbb{1}\{F(V_j^0, U_j) \leq t_k\} \right|. \end{aligned} \quad (27)$$

For any fixed $\delta > 0$, we have

$$\begin{aligned}
& \left| \frac{1}{m} \sum_{j=1}^m \mathbb{1}\{\widehat{F}_n(V_j^0, U_j, W_j) \leq t_{k+1}\} - \frac{1}{m} \sum_{j=1}^m \mathbb{1}\{F(V_j^0, U_j) \leq t_{k+1}\} \right| \\
& \leq \frac{1}{m} \sum_{j=1}^m \left(\mathbb{1}\{\widehat{F}_n(V_j^0, U_j, W_j) \leq t_{k+1}, F(V_j^0, U_j) > t_{k+1}\} + \mathbb{1}\{\widehat{F}_n(V_j^0, U_j, W_j) > t_{k+1}, F(V_j^0, U_j) \leq t_{k+1}\} \right) \\
& \leq \mathbb{1}\left\{ \sup_j |\widehat{F}_n(V_j^0, U_j, W_j) - F(V_j^0, U_j)| \geq \delta \right\} + \frac{1}{m} \sum_{j=1}^m \mathbb{1}\{\widehat{F}_n(V_j^0, U_j, W_j) \leq t_{k+1}, t_{k+1} + \delta \geq F(V_j^0, U_j) > t_{k+1}\} \\
& \quad + \frac{1}{m} \sum_{j=1}^m \mathbb{1}\{\widehat{F}_n(V_j^0, U_j, W_j) > t_{k+1}, t_{k+1} - \delta < F(V_j^0, U_j) \leq t_{k+1}\} \\
& \leq \mathbb{1}\left\{ \sup_j |\widehat{F}_n(V_j^0, U_j, W_j) - F(V_j^0, U_j)| \geq \delta \right\} + \frac{1}{m} \sum_{j=1}^m \mathbb{1}\{t_{k+1} - \delta \leq F(V_j^0, U_j) \leq t_{k+1} + \delta\}.
\end{aligned}$$

Lemma B.1 implies $\limsup_{n \rightarrow \infty} \mathbb{1}\left\{ \sup_j |\widehat{F}_n(V_j^0, U_j, W_j) - F(V_j^0, U_j)| \geq \delta \right\} = 0$ almost surely. Combining this observation with the decomposition (27), we have

$$\begin{aligned}
& \limsup_{n \rightarrow \infty} \left| \frac{1}{m} \sum_{j=1}^m \mathbb{1}\{\widehat{F}_n(V_j^0, U_j, W_j) \leq t_{k+1}\} - \frac{1}{m} \sum_{j=1}^m \mathbb{1}\{F(V_j^0, U_j) \leq t_k\} \right| \\
& \leq \frac{1}{m} \sum_{j=1}^m \mathbb{1}\{t_{k+1} - \delta \leq F(V_j^0, U_j) \leq t_{k+1} + \delta\} + \frac{1}{m} \sum_{j=1}^m \mathbb{1}\{t_k < F(V_j^0, U_j) \leq t_{k+1}\}
\end{aligned}$$

almost surely. Again invoking the (uniform) law of large numbers (c.f. Lemma D.1 applied without weights to i.i.d. random variables $F(V_j^0, U_j)$),

$$\begin{aligned}
& \limsup_{m \rightarrow \infty} \sup_k \left| \frac{1}{m} \sum_{j=1}^m \mathbb{1}\{t_{k+1} - \delta \leq F(V_j^0, U_j) \leq t_{k+1} + \delta\} - \mathbb{P}(t_{k+1} - \delta \leq F(V_j^0, U_j) \leq t_{k+1} + \delta) \right. \\
& \quad \left. + \frac{1}{m} \sum_{j=1}^m \mathbb{1}\{t_k < F(V_j^0, U_j) \leq t_{k+1}\} - \mathbb{P}(t_k < F(V_j^0, U_j) \leq t_{k+1}) \right| = 0
\end{aligned}$$

with probability one. We thus have

$$\begin{aligned}
& \limsup_{m, n \rightarrow \infty} \sup_k \left| \frac{1}{m} \sum_{j=1}^m \mathbb{1}\{\widehat{F}_n(V_j^0, U_j, W_j) \leq t_{k+1}\} - \frac{1}{m} \sum_{j=1}^m \mathbb{1}\{F(V_j^0, U_j) \leq t_k\} \right| \\
& \leq \sup_k \left| \mathbb{P}(t_{k+1} - \delta \leq F(V_j^0, U_j) \leq t_{k+1} + \delta) + \mathbb{P}(t_k < F(V_j^0, U_j) \leq t_{k+1}) \right|
\end{aligned} \tag{28}$$

for any partition $\{t_k\}$ and $\delta > 0$. On the other hand, we note that since $U_j \sim \text{Unif}[0,1]$ is independent of the observations, $F(V_j^0, U_j)$ are i.i.d. with continuous distributions. Letting $\delta \rightarrow 0$ so that $\{t_k\}$ be fine enough sends the supremum in (28) to zero. With similar arguments, we can show for the lower bound (25) that

$$\limsup_{m, n \rightarrow \infty} \sup_k \left| \frac{1}{m} \sum_{j=1}^m \mathbb{1}\{\widehat{F}_n(V_j^0, U_j, W_j) \leq t_k\} - \frac{1}{m} \sum_{j=1}^m \mathbb{1}\{F(V_j^0, U_j) \leq t_{k+1}\} \right| = 0$$

almost surely. Combining the above two results, we have

$$\sup_{t \in [0,1]} \left| \frac{1}{m} \sum_{j=1}^m \mathbb{1}\{\widehat{F}_n(V_j^0, U_j, W_j) \leq t\} - \frac{1}{m} \sum_{j=1}^m \mathbb{1}\{F(V_j^0, U_j) \leq t\} \right| \xrightarrow{\text{a.s.}} 0. \tag{29}$$

Invoking the uniform strong law of large numbers to i.i.d. random variables $\{F(V_j^0, U_j)\}_{j=1}^m$, we have

$$\sup_{t \in [0,1]} \left| \frac{1}{m} \sum_{j=1}^m \mathbb{1}\{F(V_j^0, U_j) \leq t\} - \mathbb{P}(F(V_j^0, U_j) \leq t) \right| \xrightarrow{\text{a.s.}} 0,$$

hence by the triangular inequality we complete the proof of Lemma B.2. \square

Recall that in Theorem 2.5, we assumed that there exists some $t' \in (0, 1]$ such that

$$\frac{\mathbb{P}(F(V_j^0, U_j) \leq t')}{t'} > \frac{1}{q}.$$

We then define

$$t^* = \sup \left\{ t \in [0, 1] : \frac{\mathbb{P}(F(V_j^0, U_j) \leq t)}{t} \geq \frac{1}{q} \right\} = \sup \{ t \in [0, 1] : G_\infty(t) \leq q \},$$

where $G_\infty(\cdot)$ is defined in Theorem 2.5. It is well-defined and $t^* \geq t'$. Fix any $\delta \in (0, t')$. By Lemma B.2,

$$\sup_{t \in [\delta, 1]} \left| \frac{\sum_{j=1}^m \mathbb{1}\{F(V_j^0, U_j) \leq t\}}{mt} - \frac{\mathbb{P}(F(V_j^0, U_j) \leq t)}{t} \right| \xrightarrow{\text{a.s.}} 0. \quad (30)$$

In particular, $\frac{\sum_{j=1}^m \mathbb{1}\{F(V_j^0, U_j) \leq t'\}}{mt'} \xrightarrow{\text{a.s.}} \frac{\mathbb{P}(F(V_j^0, U_j) \leq t')}{t'} > \frac{1}{q}$, hence $\hat{\tau} \geq t' \geq \delta$ eventually as $m, n \rightarrow \infty$. As a result, by the definition of $\hat{\tau}$ and Fatou's lemma, we have

$$\begin{aligned} \limsup_{m, n \rightarrow \infty} \text{FDR} &= \limsup_{m, n \rightarrow \infty} \mathbb{E} \left[\frac{\sum_{j=1}^m \mathbb{1}\{\hat{F}_n(V_j^0, U_j, W_j) \leq \hat{\tau}, j \in \mathcal{H}_0\}}{1 \vee \sum_{j=1}^m \mathbb{1}\{\hat{F}_n(V_j^0, U_j, W_j) \leq \hat{\tau}\}} \right] \\ &\leq q \cdot \mathbb{E} \left[\limsup_{m, n \rightarrow \infty} \frac{1}{m\hat{\tau}} \sum_{j=1}^m \mathbb{1}\{\hat{F}_n(V_j^0, U_j, W_j) \leq \hat{\tau}, j \in \mathcal{H}_0\} \right]. \end{aligned}$$

The uniform concentration result (29) in the proof of Lemma B.2 implies

$$\limsup_{m, n \rightarrow \infty} \left| \frac{1}{m\hat{\tau}} \sum_{j=1}^m \mathbb{1}\{\hat{F}_n(V_j^0, U_j, W_j) \leq \hat{\tau}, j \in \mathcal{H}_0\} - \frac{1}{m\hat{\tau}} \sum_{j=1}^m \mathbb{1}\{F(V_j^0, U_j, W_j) \leq \hat{\tau}, j \in \mathcal{H}_0\} \right| = 0$$

almost surely. By the monotonicity of the nonconformity score V , we know

$$\begin{aligned} &\frac{1}{m} \sum_{j=1}^m \mathbb{1}\{F(V_j^0, U_j, W_j) \leq \hat{\tau}, j \in \mathcal{H}_0\} \\ &= \frac{1}{m} \sum_{j=1}^m \mathbb{1}\{F(V(X_{n+j}, C_{n+j}), U_j) \leq \hat{\tau}, Y_{n+j} \leq C_{n+j}\} \\ &\leq \frac{1}{m} \sum_{j=1}^m \mathbb{1}\{F(V(X_{n+j}, Y_{n+j}), U_j) \leq \hat{\tau}\}. \end{aligned}$$

The uniform strong law of large numbers applied to $F(V(X_{n+j}, Y_{n+j}), U_j)$ implies

$$\limsup_{m, n \rightarrow \infty} \left| \frac{1}{m} \sum_{j=1}^m \mathbb{1}\{F(V(X_{n+j}, Y_{n+j}), U_j) \leq \hat{\tau}\} - Q(F(V(X, Y), U) \leq \hat{\tau}) \right| = 0$$

almost surely, where Q is taken with respect to a new pair of $(X, Y) \sim Q$ and an independent $U \sim \text{Unif}([0, 1])$ while viewing $\hat{\tau}$ as fixed. Consequently, we have

$$\limsup_{m, n \rightarrow \infty} \text{FDR} \leq q \cdot \mathbb{E} \left[\limsup_{m, n \rightarrow \infty} \frac{Q(F(V(X, Y), U) \leq \hat{\tau})}{\hat{\tau}} \right].$$

Note that by definition of $F(u, v)$, for any $t \in [0, 1]$, we have

$$Q(F(V(X, Y), U) \leq t) = t.$$

This concludes that $\limsup_{m, n \rightarrow \infty} \text{FDR} \leq q$.

Furthermore, since $F(V_j^0, U_j)$ admits a continuous distribution, the function $t \mapsto \mathbb{P}(F(V_j^0, U_j) \leq t)$ is continuous in $t \in [0, 1]$. Under the assumption that for any $\epsilon > 0$, there exists some $|t - t^*| \leq \epsilon$ such that $\frac{\mathbb{P}(F(V_j^0, U_j) \leq t)}{t} > 1/q$, the uniform convergence in (30) implies $\hat{\tau} \xrightarrow{\text{a.s.}} t^*$. Let $\delta \in (0, t^*)$ be any fixed value such that $\mathbb{P}(F(V_j^0, U_j) \leq \delta) > 0$. Lemma B.2, equation (29), the uniform strong law of large numbers, together with the lower boundedness of $\mathbb{P}(F(V_j^0, U_j) \leq t)$ for $t \geq \delta$ thus ensures

$$\sup_{t \in [\delta, 1]} \left| \frac{\sum_{j=1}^m \mathbb{1}\{\hat{F}_n(V_j^0, U_j, W_j) \leq t, j \in \mathcal{H}_0\}}{1 \vee \sum_{j=1}^m \mathbb{1}\{\hat{F}_n(V_j^0, U_j, W_j) \leq t\}} - \frac{Q\{F(V(X, C), U) \leq t, Y \leq C\}}{Q\{F(V(X, C), U) \leq t\}} \right| \xrightarrow{\text{a.s.}} 0.$$

Since $\hat{\tau} \xrightarrow{\text{a.s.}} t^*$ and the distribution functions are continuous, the asymptotic FDR is

$$\begin{aligned} \limsup_{m, n \rightarrow \infty} \text{FDR} &= \limsup_{m, n \rightarrow \infty} \mathbb{E} \left[\frac{\sum_{j=1}^m \mathbb{1}\{\hat{F}_n(V_j^0, U_j, W_j) \leq \hat{\tau}, j \in \mathcal{H}_0\}}{1 \vee \sum_{j=1}^m \mathbb{1}\{\hat{F}_n(V_j^0, U_j, W_j) \leq \hat{\tau}\}} \right] \\ &= \mathbb{E} \left[\limsup_{m, n \rightarrow \infty} \frac{\sum_{j=1}^m \mathbb{1}\{\hat{F}_n(V_j^0, U_j, W_j) \leq \hat{\tau}, j \in \mathcal{H}_0\}}{1 \vee \sum_{j=1}^m \mathbb{1}\{\hat{F}_n(V_j^0, U_j, W_j) \leq \hat{\tau}\}} \right] \\ &= \frac{Q\{F(V(X, C), U) \leq t^*, Y \leq C\}}{Q\{F(V(X, C), U) \leq t^*\}}, \end{aligned}$$

where the second line follows from the Dominated Convergence Theorem. With similar arguments, we can show that the asymptotic power of the procedure is

$$\begin{aligned} \limsup_{m, n \rightarrow \infty} \text{Power} &= \limsup_{m, n \rightarrow \infty} \mathbb{E} \left[\frac{\sum_{j=1}^m \mathbb{1}\{\hat{F}_n(V_j^0, U_j, W_j) \leq \hat{\tau}, j \notin \mathcal{H}_0\}}{1 \vee \sum_{j=1}^m \mathbb{1}\{Y_{n+j} > C_{n+j}\}} \right] \\ &= \frac{Q\{F(V(X, C), U) \leq t^*, Y > C\}}{Q\{Y > C\}}. \end{aligned}$$

This concludes the proof for the case $m, n \rightarrow \infty$. Therefore, we complete the proof of Theorem 2.5. \square

C Proofs for finite-sample FDR control

C.1 Proof of Theorem 3.1

Proof of Theorem 3.1. We first reduce the FDR for the three choices of \mathcal{R} using the following lemma. Its proof is deferred to Appendix C.2.

Lemma C.1. *Let $\mathcal{R} = \mathcal{R}_{\text{hete}}$ or $\mathcal{R} = \mathcal{R}_{\text{homo}}$ or $\mathcal{R} = \mathcal{R}_{\text{dtm}}$ in Algorithm 1. Then \mathcal{R} satisfies*

$$\text{FDR} = \mathbb{E} \left[\frac{\sum_{j=1}^m \mathbb{1}\{j \in \mathcal{R}, Y_{n+j} \leq c_{n+j}\}}{1 \vee |\mathcal{R}|} \right] \leq \sum_{j=1}^m \mathbb{E} \left[\frac{\mathbb{1}\{p_j \leq s_j, Y_{n+j} \leq c_{n+j}\}}{|\hat{\mathcal{R}}_{j \rightarrow 0}|} \right], \quad (31)$$

where $s_j = q|\hat{\mathcal{R}}_{j \rightarrow 0}|/m$, and $\hat{\mathcal{R}}_{j \rightarrow 0}$ is the rejection set we compute in Line 6 of Algorithm 1.

We now show that each term in the summation (31) is upper bounded by q/m . For convenience, we will call $\text{BH}(q)$ as the BH procedure at nominal level q . Recall that $\hat{\mathcal{R}}_{j \rightarrow 0}$ is the rejection set of $\text{BH}(q)$ applied to $\{p_1^{(j)}, \dots, p_{j-1}^{(j)}, 0, p_{j+1}^{(j)}, \dots, p_m^{(j)}\}$. For clarity, we define $\hat{\mathcal{R}}_j$ as the rejection set of $\text{BH}(q)$ applied to

$\{p_1^{(j)}, \dots, p_{j-1}^{(j)}, p_j, p_{j+1}^{(j)}, \dots, p_m^{(j)}\}$, which differs from $\widehat{\mathcal{R}}_{j \rightarrow 0}$ in that we use p_j instead of 0 in the j -th p-value. By the definition of BH procedure, we note that

$$j \in \widehat{\mathcal{R}}_j \quad \text{if and only if} \quad p_j \leq s_j = \frac{q|\widehat{\mathcal{R}}_{j \rightarrow 0}|}{m}. \quad (32)$$

We now define the oracle counterparts of these p -values as

$$\bar{p}_j = \frac{\sum_{i=1}^n w(X_i) \mathbb{1}\{V_i < V_{n+j}\} + w(X_{n+j})}{\sum_{i=1}^n w(X_i) + w(X_{n+j})}, \quad (33)$$

and

$$\bar{p}_\ell^{(j)} := \frac{\sum_{i=1}^n w(X_i) \mathbb{1}\{V_i < \widehat{V}_{n+\ell}\} + w(X_{n+j}) \mathbb{1}\{V_{n+j} < \widehat{V}_{n+\ell}\}}{\sum_{i=1}^n w(X_i) + w(X_{n+j})}. \quad (34)$$

These p -values are not computable and are only for the purpose of analysis. The difference between $\{p_j\}$ and $\{\bar{p}_j\}$ (similarly $\{p_\ell^{(j)}\}$ versus $\{\bar{p}_\ell^{(j)}\}$) is only in whether we use the observed score $\widehat{V}_{n+j} = V(X_{n+j}, c_{n+j})$ or the oracle score $V_{n+j} = V(X_{n+j}, Y_{n+j})$; on the other hand, $\widehat{V}_{n+\ell}$ for $\ell \neq j$ are used in both constructions.

Now let $\bar{\mathcal{R}}_j$ be the rejection set of BH(q) procedure applied to $\{\bar{p}_1^{(j)}, \dots, \bar{p}_{j-1}^{(j)}, \bar{p}_j, \bar{p}_{j+1}^{(j)}, \dots, \bar{p}_m^{(j)}\}$. In the following, we are to show that if $j \in \widehat{\mathcal{R}}_j$ (i.e., $p_j \leq s_j = q|\widehat{\mathcal{R}}_{j \rightarrow 0}|/m$) and $j \in \mathcal{H}_0$ (recall that \mathcal{H}_0 is the random set of null hypotheses), then $\widehat{\mathcal{R}}_j = \bar{\mathcal{R}}_j$, i.e., changing p_j and $\{p_\ell^{(j)}\}$ to their oracle counterparts \bar{p}_j and $\{\bar{p}_\ell^{(j)}\}$ does not change the rejection set of BH(q).

To see this, the monotonicity of nonconformity scores implies that $\bar{p}_j \leq p_j$ on the event $\{j \in \mathcal{H}_0\} = \{Y_{n+j} \leq c_{n+j}\}$. We then consider two cases for $\ell \neq j$ on the event $\{j \in \mathcal{H}_0, j \in \widehat{\mathcal{R}}_j\}$.

- (a) if $\widehat{V}_{n+\ell} > \widehat{V}_{n+j}$, then $\bar{p}_\ell^{(j)} = p_\ell^{(j)}$; this is because in this case $\mathbb{1}\{\widehat{V}_{n+j} < \widehat{V}_{n+\ell}\} = \mathbb{1}\{V_{n+j} < \widehat{V}_{n+\ell}\} = 1$.
- (b) if $\widehat{V}_{n+\ell} \leq \widehat{V}_{n+j}$, from the step-up nature of BH(q), we know $p_\ell^{(j)} \leq p_j$, hence $\ell \in \widehat{\mathcal{R}}_j$ as well. Therefore, it always holds that

$$\bar{p}_\ell^{(j)} \leq \frac{\sum_{i=1}^n w(X_i) \mathbb{1}\{V_i < \widehat{V}_{n+\ell}\} + w(X_{n+j})}{\sum_{i=1}^n w(X_i) + w(X_{n+j})} \leq \frac{\sum_{i=1}^n w(X_i) \mathbb{1}\{V_i < \widehat{V}_{n+j}\} + w(X_{n+j})}{\sum_{i=1}^n w(X_i) + w(X_{n+j})} = p_j.$$

Thus, after modifying \widehat{V}_{n+j} to V_{n+j} , the oracle $\bar{p}_\ell^{(j)}$ still does not exceed the observable p_j .

Summarizing the above two cases, for $\ell \neq j$ such that $p_\ell^{(j)} > p_j$, we have $\bar{p}_\ell^{(j)} = p_\ell^{(j)}$, while for $p_\ell^{(j)} \leq p_j$, we have $\bar{p}_\ell^{(j)} \leq p_j$. As a result, the step-up nature of BH(q) leads to the fact that

$$j \in \mathcal{H}_0 \text{ and } j \in \widehat{\mathcal{R}}_j \quad \Rightarrow \quad j \in \bar{\mathcal{R}}_j \text{ and } \widehat{\mathcal{R}}_j = \bar{\mathcal{R}}_j. \quad (35)$$

Finally, we let $\bar{\mathcal{R}}_{j \rightarrow 0}$ be the rejection set of BH(q) applied to p -values $\{\bar{p}_1^{(j)}, \dots, \bar{p}_{j-1}^{(j)}, 0, \bar{p}_{j+1}^{(j)}, \dots, \bar{p}_m^{(j)}\}$, so that $j \in \bar{\mathcal{R}}_{j \rightarrow 0}$ deterministically by default. Then we have

$$\begin{aligned} \{j \in \mathcal{H}_0, p_j \leq s_j = q|\widehat{\mathcal{R}}_{j \rightarrow 0}|/m\} &= \{j \in \mathcal{H}_0, j \in \widehat{\mathcal{R}}_j\} \\ &\subseteq \{j \in \mathcal{H}_0, j \in \bar{\mathcal{R}}_j\} \\ &= \{j \in \mathcal{H}_0, j \in \bar{\mathcal{R}}_j, p_j \leq q|\bar{\mathcal{R}}_{j \rightarrow 0}|/m\}, \end{aligned}$$

where the first line is due to (32), the second line is due to (35), and the last equality follows from the oracle counterpart to (32). The above inclusion then implies

$$\frac{\mathbb{1}\{j \in \mathcal{H}_0, p_j \leq s_j\}}{|\widehat{\mathcal{R}}_{j \rightarrow 0}|} \leq \frac{\mathbb{1}\{j \in \mathcal{H}_0, \bar{p}_j \leq q|\bar{\mathcal{R}}_{j \rightarrow 0}|/m\}}{|\bar{\mathcal{R}}_{j \rightarrow 0}|}.$$

Consequently,

$$\mathbb{E} \left[\frac{\mathbb{1} \{p_j \leq s_j, j \in \mathcal{H}_0\}}{|\widehat{\mathcal{R}}_{j \rightarrow 0}|} \right] \leq \mathbb{E} \left[\frac{\mathbb{1} \{\bar{p}_j \leq \frac{q|\bar{\mathcal{R}}_{j \rightarrow 0}|}{m}, j \in \mathcal{H}_0\}}{|\bar{\mathcal{R}}_{j \rightarrow 0}|} \right] \leq \mathbb{E} \left[\frac{\mathbb{1} \{\bar{p}_j \leq \frac{q|\bar{\mathcal{R}}_{j \rightarrow 0}|}{m}\}}{|\bar{\mathcal{R}}_{j \rightarrow 0}|} \right]. \quad (36)$$

On the right-handed side, $\bar{\mathcal{R}}_{j \rightarrow 0}$ only depends on the oracle p-values $\{\bar{p}_\ell^{(j)} : \ell \neq j\}$ but not \bar{p}_j .

We define the event $\mathcal{E}_{z,j} = \{[Z_1, \dots, Z_n, Z_{n+j}] = [z_1, \dots, z_n, z_{n+j}]\}$, where $Z := [Z_1, \dots, Z_n, Z_{n+j}]$ is an unordered set of all calibration data $Z_i = (X_i, Y_i)$, $i = 1, \dots, n$ and the unobserved test sample $n+j$, and $z := [z_1, \dots, z_n, z_{n+j}]$ is the unordered set of their realized values.

Conditional on $\mathcal{E}_{z,j}$, the only randomness is only with regard to which sample takes on which value among $[z_1, \dots, z_n, z_{n+j}]$. Now conditional on $\mathcal{E}_{z,j}$, let I_j be the index in $\{1, \dots, n, n+j\}$ such that $Z_{n+j} = z_{I_j}$. Then \bar{p}_j is measurable with respect to I_j . On the other hand, due to the independence among $\{Z_1, \dots, Z_n, Z_{n+j}\} \cup \{\tilde{Z}_{n+\ell}\}_{\ell \neq j}$ for $\tilde{Z}_{n+\ell} = (X_{n+\ell}, c_{n+\ell})$ in Theorem 3.1, we know that $\{\tilde{Z}_{n+\ell}\}_{\ell \neq j}$ is independent of I_j given $\mathcal{E}_{z,j}$. Meanwhile, the values of $\{\bar{p}_\ell^{(j)} : \ell \neq j\}$ are fully decided by the unordered set Z and $\{\tilde{Z}_{n+\ell}\}_{\ell \neq j}$, which means $\{\bar{p}_\ell^{(j)} : \ell \neq j\}$ is measurable with respect to $\mathcal{E}_{z,j}$ and $\{\tilde{Z}_{n+\ell}\}_{\ell \neq j}$. As $\bar{\mathcal{R}}_{j \rightarrow 0}$ is determined by $\{\bar{p}_\ell^{(j)} : \ell \neq j\}$, we know $|\bar{\mathcal{R}}_{j \rightarrow 0}|$ is measurable with respect to $\mathcal{E}_{z,j}$ and $\{\tilde{Z}_{n+\ell}\}_{\ell \neq j}$. Putting these arguments together, we have the following conditional independence structure:

$$\bar{p}_j \perp\!\!\!\perp |\bar{\mathcal{R}}_{j \rightarrow 0}| \mid \mathcal{E}_{z,j}, \quad \forall j.$$

This implies

$$\mathbb{E} \left[\frac{\mathbb{1} \{\bar{p}_j \leq \frac{q|\bar{\mathcal{R}}_{j \rightarrow 0}|}{m}\}}{|\bar{\mathcal{R}}_{j \rightarrow 0}|} \mid \mathcal{E}_{z,j} \right] = \frac{F_{z,j}(\frac{q|\bar{\mathcal{R}}_{j \rightarrow 0}|}{m})}{|\bar{\mathcal{R}}_{j \rightarrow 0}|},$$

where $F_{z,j}(t) = \mathbb{P}(p_j \leq t \mid \mathcal{E}_{z,j})$ for $t \in \mathbb{R}$. We consider the randomized weighted conformal p-value

$$p_j^* = \frac{\sum_{i=1}^n w(X_i) \mathbb{1} \{V_i < V_{n+j}\} + U_j \cdot (w(X_{n+j}) + \sum_{i=1}^n w(X_i) \mathbb{1} \{V_i = V_{n+j}\})}{\sum_{i=1}^n w(X_i) + w(X_{n+j})},$$

where $p_j^* \mid \mathcal{E}_z \sim \text{Unif}[0, 1]$ by the weighted exchangeability [TFBCR19, HL20]. Since $p_j^* \leq \bar{p}_j$ deterministically, we have $F_{z,j}(t) \leq \mathbb{P}(p_j^* \leq t \mid \mathcal{E}_{z,j}) = t$ for all $t \in \mathbb{R}$. By the tower property,

$$\mathbb{E} \left[\frac{\mathbb{1} \{p_j \leq c_{n+j}, j \in \mathcal{H}_0\}}{|\widehat{\mathcal{R}}_{j \rightarrow 0}|} \right] \leq \mathbb{E} \left[\frac{F_{z,j}(\frac{q|\bar{\mathcal{R}}_{j \rightarrow 0}|}{m})}{|\bar{\mathcal{R}}_{j \rightarrow 0}|} \right] \leq \mathbb{E} \left[\frac{q|\bar{\mathcal{R}}_{j \rightarrow 0}|}{m|\bar{\mathcal{R}}_{j \rightarrow 0}|} \right] = \frac{q}{m}.$$

Summing over all $j \in \{1, \dots, m\}$ concludes the proof of Theorem 3.1. \square

C.2 Proof of Lemma C.1

Proof of Lemma C.1. We prove the lemma for the three cases separately.

Case 1: $\mathcal{R} = \mathcal{R}_{\text{hete}}$. The arguments for this case resemble the idea of [FL22]. We include the proof for completeness since here we deal with random hypotheses. By definition, $r_{\text{hete}}^* = |\mathcal{R}|$. Then

$$\text{FDR} = \mathbb{E} \left[\frac{\sum_{j=1}^m \mathbb{1} \{j \in \mathcal{R}, Y_{n+j} \leq c_{n+j}\}}{1 \vee |\mathcal{R}|} \right] = \mathbb{E} \left[\frac{\sum_{j \in \mathcal{H}_0} \mathbb{1} \{p_j \leq s_j, Y_{n+j} \leq c_{n+j}\} \mathbb{1} \{\xi_j \leq \frac{|\mathcal{R}|}{|\bar{\mathcal{R}}_{j \rightarrow 0}|}\}}{1 \vee |\mathcal{R}|} \right].$$

Fix any $j \in \{1, \dots, m\}$. Once $j \in \mathcal{R}$, in our pruning method, sending $\xi_j \rightarrow 0$ while keeping other ξ 's unchanged does not change the rejection set. Therefore, letting $\mathcal{R}_{\xi_j \rightarrow 0}$ denote the rejection set obtained by replacing ξ_j by 0 in the pruning step, we have

$$\text{FDR} = \sum_{j=1}^m \sum_{k=1}^m \mathbb{E} \left[\frac{\mathbb{1} \{|\mathcal{R}| = k\}}{k} \mathbb{1} \{p_j \leq s_j, Y_{n+j} \leq c_{n+j}\} \mathbb{1} \{\xi_j \leq \frac{k}{|\bar{\mathcal{R}}_{j \rightarrow 0}|}\} \right]$$

$$\begin{aligned}
&= \sum_{j=1}^m \sum_{k=1}^m \mathbb{E} \left[\frac{\mathbb{1}\{|\mathcal{R}_{\xi_j \rightarrow 0}| = k\}}{k} \mathbb{1}\{p_j \leq s_j, Y_{n+j} \leq c_{n+j}\} \mathbb{1}\{\xi_j \leq \frac{k}{|\widehat{\mathcal{R}}_{j \rightarrow 0}|\} \right] \\
&= \sum_{j=1}^m \sum_{k=1}^m \mathbb{E} \left[\frac{\mathbb{1}\{|\mathcal{R}_{\xi_j \rightarrow 0}| = k\}}{|\widehat{\mathcal{R}}_{j \rightarrow 0}|} \mathbb{1}\{p_j \leq s_j\} \right] = \sum_{j=1}^m \mathbb{E} \left[\frac{\mathbb{1}\{p_j \leq s_j, Y_{n+j} \leq c_{n+j}\}}{|\widehat{\mathcal{R}}_{j \rightarrow 0}|} \right],
\end{aligned}$$

where the third line follows from the fact that ξ_j are independent of $\mathcal{R}_{\xi_j \rightarrow 0}$, p_j and $\widehat{\mathcal{R}}_{j \rightarrow 0}$. This concludes the proof of the heterogeneous case.

Case 2: $\mathcal{R} = \mathcal{R}_{\text{homo}}$. This case uses a conditional PRDS property of $\{\xi|\widehat{\mathcal{R}}_{j \rightarrow 0}|\}_{j=1}^m$ which we will specify later. We let $\mathbb{E}_{\mathcal{D}}$ be the conditional expectation given all the data, so that only the randomness in ξ remains. Also, one still has $\xi \sim \text{Unif}([0, 1])$ after conditioning. The tower property implies $\text{FDR} = \mathbb{E}[\text{FDR}(\mathcal{D})]$, where we define the conditional FDR

$$\text{FDR}(\mathcal{D}) := \mathbb{E}_{\mathcal{D}} \left[\frac{\sum_{j=1}^m \mathbb{1}\{j \in \mathcal{R}, Y_{n+j} \leq c_{n+j}\}}{1 \vee |\mathcal{R}|} \right],$$

and $\mathbb{E}_{\mathcal{D}}$ is with respect to the randomness in ξ conditional on $\mathcal{D} = \{(X_i, Y_i)\}_{i=1}^n \cup \{(X_{n+j}, c_{n+j})\}_{j=1}^m$. Note that $\mathbb{1}\{p_j \leq s_j\}$ are deterministic conditional on the data. We let $\mathcal{R}^{(1)} = \{j: p_j \leq s_j\}$ be the first-step rejection set, and $\mathcal{H}_0 = \{j: Y_{n+j} \leq c_{n+j}\}$ be the set of null hypotheses, both being deterministic given the data. Then we have the decomposition

$$\begin{aligned}
\text{FDR}(\mathcal{D}) &= \sum_{k=1}^m \mathbb{E}_{\mathcal{D}} \left[\mathbb{1}\{|\mathcal{R}| = k\} \frac{\sum_{j \in \mathcal{R}_0 \cap \mathcal{H}_0} \mathbb{1}\{|\widehat{\mathcal{R}}_{j \rightarrow 0}| \leq k\}}{k} \right] \\
&= \sum_{j \in \mathcal{R}^{(1)} \cap \mathcal{H}_0} \sum_{k=1}^m \mathbb{E}_{\mathcal{D}} \left[\frac{\mathbb{1}\{|\widehat{\mathcal{R}}_{j \rightarrow 0}| \leq k\}}{k} (\mathbb{1}\{|\mathcal{R}| \leq k\} - \mathbb{1}\{|\mathcal{R}| \leq k-1\}) \right].
\end{aligned}$$

Fix any $j \in \mathcal{R}^{(1)} \cap \mathcal{H}_0$, and let $m_1 = |\mathcal{R}^{(1)}|$. Then we know $|\mathcal{R}| \leq m_1$ deterministically, and thus

$$\mathbb{1}\{|\widehat{\mathcal{R}}_{j \rightarrow 0}| \leq k\} (\mathbb{1}\{|\mathcal{R}| \leq k\} - \mathbb{1}\{|\mathcal{R}| \leq k-1\}) = 0$$

for any $k \geq m_1 + 1$. We then have

$$\begin{aligned}
\text{FDR}(\mathcal{D}, j) &:= \sum_{k=1}^m \frac{1}{k} \mathbb{E}_{\mathcal{D}} [\mathbb{1}\{|\widehat{\mathcal{R}}_{j \rightarrow 0}| \leq k\} (\mathbb{1}\{|\mathcal{R}| \leq k\} - \mathbb{1}\{|\mathcal{R}| \leq k-1\})] \\
&= \sum_{k=1}^{m_1} \frac{1}{k} \mathbb{E}_{\mathcal{D}} [\mathbb{1}\{|\widehat{\mathcal{R}}_{j \rightarrow 0}| \leq k\} (\mathbb{1}\{|\mathcal{R}| \leq k\} - \mathbb{1}\{|\mathcal{R}| \leq k-1\})] \\
&\leq \frac{1}{m_1} + \sum_{k=1}^{m_1-1} \frac{1}{k} \mathbb{E}_{\mathcal{D}} [\mathbb{1}\{|\widehat{\mathcal{R}}_{j \rightarrow 0}| \leq k\} \mathbb{1}\{|\mathcal{R}| \leq k\}] \\
&\quad - \sum_{k=1}^{m_1-1} \frac{1}{k+1} \mathbb{E}_{\mathcal{D}} [\mathbb{1}\{|\widehat{\mathcal{R}}_{j \rightarrow 0}| \leq k+1\} \mathbb{1}\{|\mathcal{R}| \leq k\}] \\
&\leq \frac{1}{m_1} + \sum_{k=1}^{m_1-1} \left\{ \frac{\mathbb{P}_{\mathcal{D}}(\xi|\widehat{\mathcal{R}}_{j \rightarrow 0}| \leq k)}{k} \mathbb{P}_{\mathcal{D}}(|\mathcal{R}| \leq k \mid \xi|\widehat{\mathcal{R}}_{j \rightarrow 0}| \leq k) \right. \\
&\quad \left. - \frac{\mathbb{P}_{\mathcal{D}}(\xi|\widehat{\mathcal{R}}_{j \rightarrow 0}| \leq k+1)}{k+1} \mathbb{P}_{\mathcal{D}}(|\mathcal{R}| \leq k \mid \xi|\widehat{\mathcal{R}}_{j \rightarrow 0}| \leq k+1) \right\}. \tag{37}
\end{aligned}$$

Here $\mathbb{P}_{\mathcal{D}}$ is with respect to the conditional distribution of ξ given \mathcal{D} . We would rely on the PRDS property of $\xi|\widehat{\mathcal{R}}_{j \rightarrow 0}|$ as follows to control $\text{FDR}(\mathcal{D}, j)$.

Lemma C.2. Let $a_1, \dots, a_k \in \mathbb{R}$ be nonnegative fixed constants, and let $\xi \sim \text{Unif}[0, 1]$. Then the random variables $\{a_1\xi, \dots, a_{j-1}\xi, a_{j+1}\xi, \dots, a_k\xi\}$ are PRDS in $a_j\xi$ for any $j \in \{1, \dots, k\}$.

Proof of Lemma C.2. We denote $x_j = a_j\xi$, and $a_j \geq 0$ for all $j = 1, \dots, k$. Fix any $j \in \{1, \dots, k\}$. If $a_j = 0$, then $x_j \equiv 0$ hence the distribution of $X = (x_1, \dots, x_k)$ conditional on x_j is invariant to the value of ξ , and the PRDS property naturally follows. If $a_j > 0$, then conditional on x_j , other p -values are deterministic with $x_\ell = x_j \cdot a_\ell/a_j$. Now let D be any increasing set, then for any $x \in [0, a_j]$, we have

$$\mathbb{P}(X \in D \mid x_j = x) = \mathbb{1} \{(xa_1/a_j, \dots, xa_k/a_j) \in D\},$$

which is increasing in the whole range $x \in [0, a_j]$. We thus complete the proof of Lemma C.2. \square

By Lemma C.2 and the construction of $\mathcal{R} = \mathcal{R}_{\text{homo}}$, we see that

$$\mathbb{P}_{\mathcal{D}}(|\mathcal{R}| \leq k \mid \xi|\widehat{\mathcal{R}}_{j \rightarrow 0}| \leq k) \leq \mathbb{P}_{\mathcal{D}}(|\mathcal{R}| \leq k \mid \xi|\widehat{\mathcal{R}}_{j \rightarrow 0}| \leq k+1),$$

hence since ξ is independent of everything else,

$$\begin{aligned} \text{FDR}(\mathcal{D}, j) &\leq \frac{1}{m_1} + \sum_{k=1}^{m_1-1} \left\{ \frac{\mathbb{P}_{\mathcal{D}}(\xi|\widehat{\mathcal{R}}_{j \rightarrow 0}| \leq k)}{k} - \frac{\mathbb{P}_{\mathcal{D}}(\xi|\widehat{\mathcal{R}}_{j \rightarrow 0}| \leq k+1)}{k+1} \right\} \mathbb{P}_{\mathcal{D}}(|\mathcal{R}| \leq k \mid \xi|\widehat{\mathcal{R}}_{j \rightarrow 0}| \leq k) \\ &= \frac{1}{m_1} + \sum_{k=1}^{m_1-1} \left\{ \frac{\min\{1, k/|\widehat{\mathcal{R}}_{j \rightarrow 0}|\}}{k} - \frac{\min\{1, (k+1)/|\widehat{\mathcal{R}}_{j \rightarrow 0}|\}}{k+1} \right\} \mathbb{P}_{\mathcal{D}}(|\mathcal{R}| \leq k \mid \xi|\widehat{\mathcal{R}}_{j \rightarrow 0}| \leq k) \end{aligned} \quad (38)$$

If $|\widehat{\mathcal{R}}_{j \rightarrow 0}| \geq m_1$, then the above inequality leads to $\text{FDR}(\mathcal{D}, j) \leq \frac{1}{m_1} \leq \frac{1}{|\widehat{\mathcal{R}}_{j \rightarrow 0}|}$. Otherwise

$$\begin{aligned} \text{FDR}(\mathcal{D}, j) &\leq \frac{1}{m_1} + \sum_{k=|\widehat{\mathcal{R}}_{j \rightarrow 0}|}^{m_1-1} \left\{ \frac{1}{k} - \frac{1}{k+1} \right\} \mathbb{P}_{\mathcal{D}}(|\mathcal{R}| \leq k \mid \xi|\widehat{\mathcal{R}}_{j \rightarrow 0}| \leq k) \\ &\leq \frac{1}{m_1} + \sum_{k=|\widehat{\mathcal{R}}_{j \rightarrow 0}|}^{m_1-1} \left\{ \frac{1}{k} - \frac{1}{k+1} \right\} \leq \frac{1}{|\widehat{\mathcal{R}}_{j \rightarrow 0}|}. \end{aligned}$$

Putting the above bounds together, we have

$$\text{FDR}(\mathcal{D}) \leq \sum_{j \in \mathcal{R}^{(1)} \cap \mathcal{H}_0} \frac{1}{|\widehat{\mathcal{R}}_{j \rightarrow 0}|} = \sum_{j=1}^m \frac{\mathbb{1}\{p_j \leq s_j, Y_{n+j} \leq c_{n+j}\}}{|\widehat{\mathcal{R}}_{j \rightarrow 0}|}.$$

Marginalizing over the randomness in \mathcal{D} concludes the proof of the homogeneous case.

Case 3: $\mathcal{R} = \mathcal{R}_{\text{dtm}}$. Finally we show the deterministic case. Let $m_1 = |\mathcal{R}_0|$ for $\mathcal{R}_0 = \{j : p_j \leq c_{n+j}\}$ and let $[1], [2], \dots, [m_1]$ be a reorder of \mathcal{R}_0 such that $|\widehat{\mathcal{R}}_{[1] \rightarrow 0}| \leq |\widehat{\mathcal{R}}_{[2] \rightarrow 0}| \leq \dots \leq |\widehat{\mathcal{R}}_{[m_1] \rightarrow 0}|$. Then by definition, we know $m_2 := |\mathcal{R}|$ is the largest index k such that $|\widehat{\mathcal{R}}_{[k] \rightarrow 0}| \leq k$ and $\mathcal{R} = \{[1], [2], \dots, [m_2]\}$. Put another way, we have $|\widehat{\mathcal{R}}_{j \rightarrow 0}| \leq |\mathcal{R}|$ for all $j \in \mathcal{R}$. Thus,

$$\mathbb{E} \left[\frac{\sum_{j=1}^m \mathbb{1}\{j \in \mathcal{R}, Y_{n+j} \leq c_{n+j}\}}{1 \vee |\mathcal{R}|} \right] \leq \sum_{j=1}^m \mathbb{E} \left[\frac{\mathbb{1}\{j \in \mathcal{R}, Y_{n+j} \leq c_{n+j}\}}{1 \vee |\widehat{\mathcal{R}}_{j \rightarrow 0}|} \right] \leq \sum_{j=1}^m \mathbb{E} \left[\frac{\mathbb{1}\{p_j \leq s_j, Y_{n+j} \leq c_{n+j}\}}{1 \vee |\widehat{\mathcal{R}}_{j \rightarrow 0}|} \right].$$

This concludes the proof of the third case, and therefore also concludes the proof of Lemma C.1. \square

C.3 Proof of Proposition 3.4

Proof of Proposition 3.4. We start by describing the BH procedure and our procedure using a similar characterization as in [STS04]. First, our first-step rejection set computed in Line 8 of Algorithm 1 can be written as $\widehat{\mathcal{R}}_{j \rightarrow 0} = \{j\} \cup \{\ell: p_\ell^{(j)} \leq \widehat{\tau}_j\}$, where

$$\widehat{\tau}_j = \sup \left\{ t \in [0, 1]: \frac{mt}{1 + \sum_{\ell \neq j} \mathbb{1}\{p_\ell^{(j)} \leq t\}} \leq q \right\}. \quad (39)$$

The rejection set of $\text{BH}(q)$ is $\mathcal{R}_{\text{BH}} = \{j: p_j \leq \widehat{\tau}\}$, where $\{p_j\}$ are defined in (3), and

$$\widehat{\tau} = \sup \left\{ t \in [0, 1]: \frac{mt}{\sum_{j=1}^m \mathbb{1}\{p_j \leq t\}} \leq q \right\}. \quad (40)$$

Also, under the conditions of Proposition 3.4, there are no ties within $\{V(X_i, Y_i)\}_{i=1}^n \cup \{V(X_{n+j}, Y_j)\}_{j=1}^m$ or $\{V(X_i, Y_i)\}_{i=1}^n \cup \{V(X_{n+j}, c_{n+j})\}_{j=1}^m$ almost surely. Thus, the p-values (3) can be written as

$$p_j = \frac{\sum_{i=1}^n w(X_i) \mathbb{1}\{V_i < \widehat{V}_{n+j}\} + w(X_{n+j}) \cdot U_j}{\sum_{i=1}^n w(X_i) + w(X_{n+j})}.$$

To proceed, with a slight abuse of notation, we define the cumulative distribution function of $V(X, Y)$ under the target distribution:

$$F(v) = Q(V(X, Y) \leq v) = Q(V(X, Y) < v), \quad v \in \mathbb{R},$$

with the probability over $(X, Y) \sim Q$. Because the distribution of $V(X, Y)$ under Q has no point mass, $F(\cdot)$ is continuous and increasing in v . For convenience, in the following we denote $p_j^{(j)} := p_j$, and define

$$V_j^0 := V(X_{n+j}, c_{n+j}) = \widehat{V}_{n+j}, \quad p_j^\infty := F(V_j^0).$$

The following lemma can be derived similarly as Lemma B.1, whose proof is omitted for brevity.

Lemma C.3. *For any fixed constant $M > 0$, as $n \rightarrow \infty$ and possibly $m \rightarrow \infty$, we have*

$$\limsup_{n \rightarrow \infty} \sup_{j \geq 1} |p_j - p_j^\infty| \xrightarrow{\text{a.s.}} 0, \quad \limsup_{n \rightarrow \infty} \sup_{j \geq 1, \ell \geq 1} |p_\ell^{(j)} - p_\ell^\infty| \xrightarrow{\text{a.s.}} 0.$$

In particular, the almost sure convergence in Lemma C.3 is uniform over all observed p-values, which can be countably many when we consider $m \rightarrow \infty$. We then prove the two cases separately.

Case (i): m fixed, $n \rightarrow \infty$. We let \mathcal{R}^∞ be the rejection set of $\text{BH}(q)$ with $\{p_j^\infty\}$. Then by the uniform convergence of $\{p_j\}$ to $\{p_j^\infty\}$ and the no-point-mass condition on the distribution of V_j^0 (and hence p_j^∞), the same arguments as in the proof of case (i) in Theorem 2.5 yield

$$\lim_{n \rightarrow \infty} \mathbb{P}(\mathcal{R}_{\text{BH}} \neq \mathcal{R}^\infty) = 1.$$

We let $\widehat{\mathcal{R}}_j$ be the rejection set of $\text{BH}(q)$ from $\{p_\ell^{(j)}\}_{1 \leq \ell \leq m}$, with the convention that $p_j^{(j)} = p_j$. We also denote $\widehat{\mathcal{R}}_{j \rightarrow 0}$ as the rejection set of $\text{BH}(q)$ applied to $\{p_1^{(j)}, \dots, p_{j-1}^{(j)}, 0, p_{j+1}^{(j)}, \dots, p_m^{(j)}\}$. Then by the property of the BH procedure, we know

$$p_j \leq s_j = q|\widehat{\mathcal{R}}_{j \rightarrow 0}|/m \quad \Leftrightarrow \quad j \in \widehat{\mathcal{R}}_j. \quad (41)$$

For each $j \in \{1, \dots, m\}$, due to the uniform convergence of $\{p_\ell^{(j)}\}$ to $\{p_\ell^\infty\}$, we similarly have $\lim_{n \rightarrow \infty} \mathbb{P}(\widehat{\mathcal{R}}_j \neq \mathcal{R}^\infty) = 1$. Then taking a union bound over $j \in \{1, \dots, m\}$ yields

$$\lim_{n \rightarrow \infty} \mathbb{P}(\widehat{\mathcal{R}}_j = \mathcal{R}^\infty \text{ for all } j) = 1. \quad (42)$$

Recall that $\mathcal{R}^{(1)} = \{j: p_j \leq s_j\}$ is first-step selection set. Thus

$$\mathbb{P}(\mathcal{R}^{(1)} = \mathcal{R}^\infty) = \mathbb{P}(\{j: p_j \leq s_j\} = \{j \in \widehat{\mathcal{R}}_j\} = \mathcal{R}^\infty) \rightarrow 1$$

as $n \rightarrow \infty$, where the first equality uses (41), and the last convergence uses (42). We then have

$$\lim_{n \rightarrow \infty} \mathbb{P}(E_n) = 1, \quad \text{where } E_n := \{\mathcal{R}^{(1)} = \mathcal{R}^\infty = \widehat{\mathcal{R}}_j \text{ for all } j\}.$$

On the event E_n , we know that $|\widehat{\mathcal{R}}_{j \rightarrow 0}| = |\widehat{\mathcal{R}}_j| = |\mathcal{R}^\infty| = |\mathcal{R}^{(1)}|$ for any $j \in \mathcal{R}^\infty$. Therefore, for heterogeneous pruning, we have

$$\sum_{j=1}^m \mathbb{1}\{p_j \leq s_j, \xi_j |\widehat{\mathcal{R}}_{j \rightarrow 0}| \leq |\mathcal{R}^\infty|\} = \sum_{j=1}^m \mathbb{1}\{j \in \mathcal{R}^\infty, \xi_j |\mathcal{R}^\infty| \leq |\mathcal{R}^\infty|\} = |\mathcal{R}^\infty|$$

since $\xi_j \in [0, 1]$; second, if we adopt the homogeneous pruning,

$$\sum_{j=1}^m \mathbb{1}\{p_j \leq s_j, \xi |\widehat{\mathcal{R}}_{j \rightarrow 0}| \leq |\mathcal{R}^\infty|\} = \sum_{j=1}^m \mathbb{1}\{j \in \mathcal{R}^\infty, \xi |\mathcal{R}^\infty| \leq |\mathcal{R}^\infty|\} = |\mathcal{R}^\infty|$$

since $\xi \in [0, 1]$; finally, if we adopt the deterministic pruning,

$$\sum_{j=1}^m \mathbb{1}\{p_j \leq s_j, |\widehat{\mathcal{R}}_{j \rightarrow 0}| \leq |\mathcal{R}^\infty|\} = \sum_{j=1}^m \mathbb{1}\{j \in \mathcal{R}^\infty, |\mathcal{R}^\infty| \leq |\mathcal{R}^\infty|\} = |\mathcal{R}^\infty|.$$

At the same time, for any $r \in \mathbb{N}$, the heterogeneous pruning satisfies

$$\sum_{j=1}^m \mathbb{1}\{p_j \leq s_j, \xi_j |\widehat{\mathcal{R}}_{j \rightarrow 0}| \leq r\} \leq \sum_{j=1}^m \mathbb{1}\{p_j \leq s_j\} = |\mathcal{R}^{(1)}| = |\mathcal{R}^\infty|,$$

and similarly the homogeneous pruning satisfies $\sum_{j=1}^m \mathbb{1}\{p_j \leq s_j, \xi |\widehat{\mathcal{R}}_{j \rightarrow 0}| \leq r\} \leq |\mathcal{R}^{(1)}| = |\mathcal{R}^\infty|$, and the deterministic pruning satisfies $\sum_{j=1}^m \mathbb{1}\{p_j \leq s_j, |\widehat{\mathcal{R}}_{j \rightarrow 0}| \leq r\} \leq |\mathcal{R}^{(1)}| = |\mathcal{R}^\infty|$. Thus, by definition we have $r_{\text{hete}}^* = r_{\text{homo}}^* = r_{\text{dtm}}^* = |\mathcal{R}^\infty|$ and

$$\mathcal{R}_{\text{hete}} = \{j: p_j \leq s_j, \xi_j |\widehat{\mathcal{R}}_{j \rightarrow 0}| \leq r_{\text{hete}}^*\} = \mathcal{R}^{(1)} = \mathcal{R}^\infty = \mathcal{R}_{\text{homo}} = \mathcal{R}_{\text{dtm}}$$

on the event E_n , hence completing the proof of case (i).

Case (ii): $m, n \rightarrow \infty$. Our first result is the convergence of the rejection threshold $\widehat{\tau}_j$ and τ (c.f. (39) and (40)) depending on the following lemma.

Lemma C.4. *Under the conditions of Proposition 3.4,*

$$\sup_{t \in [0, 1]} \sup_{j \geq 1} \left| \frac{1}{m} \sum_{\ell=1}^n \mathbb{1}\{p_\ell^{(j)} \leq t\} - \mathbb{P}(F(V_j^0) \leq t) \right| \xrightarrow{\text{a.s.}} 0, \quad \sup_{t \in [0, 1]} \left| \frac{1}{m} \sum_{\ell=1}^n \mathbb{1}\{p_\ell \leq t\} - \mathbb{P}(F(V_j^0) \leq t) \right| \xrightarrow{\text{a.s.}} 0,$$

as $m, n \rightarrow \infty$, where the supremum is over countably many j , and \mathbb{P} is over the distribution of test samples.

The proof of Lemma C.4 follows exactly the same argument as Lemma B.2 in the proof of Theorem 2.5, relying on the uniform convergence of $\{p_\ell^{(j)}\}_{\ell \neq j}$ and $\{p_j\}$ to $\{p_j^\infty\}$ as well as the continuous distribution of p_j^∞ . We omit the proof here for brevity.

Given that there exists some $t' \in (0, 1]$ such that $\frac{\mathbb{P}(F(V_j^0) \leq t)}{t} > 1/q$, taking any fixed $\delta \in (0, 1)$, we have

$$\sup_{t \in [\delta, 1]} \left| \frac{\sum_{\ell=1}^n \mathbb{1}\{p_\ell \leq t\}}{mt} - \frac{\mathbb{P}(F(V_j^0) \leq t)}{t} \right| \xrightarrow{\text{a.s.}} 0$$

and

$$\sup_{t \in [\delta, 1]} \sup_{j \geq 1} \left| \frac{1 + \sum_{\ell \neq j} \mathbb{1}\{p_\ell^{(j)} \leq t\}}{mt} - \frac{\mathbb{P}(F(V_j^0) \leq t)}{t} \right| \xrightarrow{\text{a.s.}} 0.$$

Since $t^* = \sup\{t: \frac{t}{\mathbb{P}(F(V_j^0) \leq t)} \leq q\}$ is not an isolated point of this set, we know that both $\hat{\tau}_j$ and $\hat{\tau}$ are eventually within a neighborhood around t^* ; to be specific, the above uniform convergence result guarantees the uniform convergence of the criteria:

$$\hat{\tau} \xrightarrow{\text{a.s.}} t^*, \quad \sup_{j \geq 1} |\hat{\tau}_j - t^*| \xrightarrow{\text{a.s.}} 0. \quad (43)$$

Therefore, we have

$$\begin{aligned} & \limsup_{m, n \rightarrow \infty} \sup_{j \geq 1} \left| \frac{|\hat{\mathcal{R}}_{j \rightarrow 0}|}{m} - \mathbb{P}(F(V_j^0) \leq t^*) \right| \\ &= \limsup_{m, n \rightarrow \infty} \sup_{j \geq 1} \left| \frac{1}{m} + \frac{1}{m} \sum_{\ell \neq j} \mathbb{1}\{p_\ell^{(j)} \leq \hat{\tau}_j\} - \mathbb{P}(F(V_j^0) \leq t^*) \right| \\ &\leq \limsup_{m, n \rightarrow \infty} \sup_{j \geq 1} \left| \frac{1}{m} \sum_{\ell=1}^m \mathbb{1}\{p_\ell^\infty \leq \hat{\tau}_j\} - \mathbb{P}(F(V_j^0) \leq t^*) \right| \\ &= \limsup_{m, n \rightarrow \infty} \sup_{j \geq 1} \left| \mathbb{P}(F(V_j^0) \leq \hat{\tau}_j) - \mathbb{P}(F(V_j^0) \leq t^*) \right| = 0, \end{aligned} \quad (44)$$

where the second line uses the uniform convergence in Lemma C.4, the third line uses the uniform law of large numbers for distribution functions of i.i.d. random variables $p_\ell^\infty = F(V_\ell^0)$, and the last equality follows from the uniform convergence of $\hat{\tau}_j$ to t^* in (43) as well as the continuity of the distribution function of $F(V_j^0)$. For the convenience of reference, with a slight abuse of notation, we denote $G_\infty(t) = \mathbb{P}(F(V_j^0) \leq t)$, so that (44) implies $|\hat{\mathcal{R}}_{j \rightarrow 0}|/m$ converges to $G_\infty(t^*)$ uniformly, and as $m, n \rightarrow \infty$,

$$\sup_{j \geq 1} |c_{n+j} - q \cdot G_\infty(t^*)| = q \cdot \sup_{j \geq 1} ||\hat{\mathcal{R}}_{j \rightarrow 0}|/m - G_\infty(t^*)| \xrightarrow{\text{a.s.}} 0.$$

From the definition of t^* and the continuity of G_∞ , we have $G_\infty(t^*)/t^* = 1/q$.

In the following, we show that the first-step rejection set $\mathcal{R}^{(1)} := \{j: p_j \leq s_j\}$ is asymptotically the same as \mathcal{R}_{BH} , i.e., $\limsup_{m, n \rightarrow \infty} \frac{|\mathcal{R}^{(1)} \triangle \mathcal{R}_{\text{BH}}|}{m} = 0$ almost surely. We define $d_j^{\text{CC}} = p_j - s_j$, $d_j^{\text{BH}} = p_j - \hat{\tau}$ and $d_j^\infty = p_j^\infty - t^*$ for $j \in \{1, \dots, m\}$, for which we've shown that $\sup_{j \geq 1} |d_j^{\text{CC}} - d_j^\infty| \rightarrow 0$ and $\sup_{j \geq 1} |d_j^{\text{BH}} - d_j^\infty| \rightarrow 0$ almost surely. We also define

$$\delta_n = \sup_{j \geq 1} \{|d_j^{\text{CC}} - d_j^\infty|\} \vee \sup_{j \geq 1} \{|d_j^{\text{BH}} - d_j^\infty|\},$$

which obeys $\delta_{n,m} \rightarrow 0$ almost surely as $m, n \rightarrow \infty$. Therefore, for any fixed $\delta > 0$,

$$\begin{aligned} \frac{|\mathcal{R}^{(1)} \triangle \mathcal{R}_{\text{BH}}|}{m} &\leq \frac{1}{m} \sum_{j=1}^m |\mathbb{1}\{p_j \leq s_j\} - \mathbb{1}\{p_j \leq \hat{\tau}\}| \\ &\leq \mathbb{1}\{\delta_n > \delta\} + \frac{\mathbb{1}\{\delta_n \leq \delta\}}{m} \sum_{j=1}^m |\mathbb{1}\{d_j^{\text{CC}} \leq 0, d_j^{\text{BH}} > 0\} + \mathbb{1}\{d_j^{\text{CC}} > 0, d_j^{\text{BH}} \leq 0\}| \\ &\leq \mathbb{1}\{\delta_n > \delta\} + \frac{\mathbb{1}\{\delta_n \leq \delta\}}{m} \sum_{j=1}^m |\mathbb{1}\{-\delta < d_j^\infty \leq \delta\} + \mathbb{1}\{-\delta < d_j^\infty \leq \delta\}| \\ &\leq \mathbb{1}\{\delta_n > \delta\} + \frac{2}{m} \sum_{j=1}^m \mathbb{1}\{-\delta < d_j^\infty \leq \delta\}, \end{aligned} \quad (45)$$

where the third line uses the fact that $\delta_n \leq \delta$, $d_j^{\text{CC}} \leq 0$ and $d_j^{\text{BH}} > 0$ implies $d_j^\infty \in (-\delta, \delta]$, and similarly for the other term. Above, we know $\mathbb{1}\{\delta_n > \delta\} \xrightarrow{\text{a.s.}} 0$ since $\delta_n \xrightarrow{\text{a.s.}} 0$ as $m, n \rightarrow \infty$. By the strong law of large numbers, we have

$$\frac{2}{m} \sum_{j=1}^m \mathbb{1}\{-\delta < d_j^\infty \leq \delta\} \xrightarrow{\text{a.s.}} \mathbb{P}(F(V_j^0) \in (-\delta + t^*, \delta + t^*]).$$

Since the distribution of $F(V_j^0)$ is continuous, the arbitrariness of $\delta > 0$ yields $\frac{|\mathcal{R}^{(1)} \triangle \mathcal{R}_{\text{BH}}|}{m} \xrightarrow{\text{a.s.}} 0$.

We then proceed to show that the proportion of the hypotheses filtered out in the second step is negligible, i.e., $\frac{|\mathcal{R}^{(1)} \triangle \mathcal{R}_{\text{homolo}}|}{m} \xrightarrow{\text{P}} 0$, and $\frac{|\mathcal{R}^{(1)} \triangle \mathcal{R}_{\text{homolo}}|}{|\mathcal{R}^{(1)}|} \xrightarrow{\text{P}} 0$. For any fixed $\delta > 0$,

$$\begin{aligned} & \limsup_{m, n \rightarrow \infty} \left| \frac{|\mathcal{R}^{(1)}|}{m} - \mathbb{P}(F(V_j^0) \leq t^*) \right| \\ & \leq \limsup_{m, n \rightarrow \infty} \left| \frac{1}{m} \sum_{j=1}^m \mathbb{1}\{p_j \leq s_j\} - \frac{1}{m} \sum_{j=1}^m \mathbb{1}\{p_j^\infty \leq t^*\} \right| + \limsup_{m, n \rightarrow \infty} \left| \frac{1}{m} \sum_{j=1}^m \mathbb{1}\{p_j^\infty \leq t^*\} - \mathbb{P}(F(V_j^0) \leq t^*) \right| \\ & = \limsup_{m, n \rightarrow \infty} \left| \frac{1}{m} \sum_{j=1}^m \mathbb{1}\{p_j \leq s_j\} - \frac{1}{m} \sum_{j=1}^m \mathbb{1}\{p_j^\infty \leq t^*\} \right| \\ & \leq \limsup_{m, n \rightarrow \infty} \mathbb{1}\{\delta_n > \delta\} + \limsup_{m, n \rightarrow \infty} \frac{\mathbb{1}\{\delta_n \leq \delta\}}{m} \sum_{j=1}^m |\mathbb{1}\{p_j \leq s_j\} - \mathbb{1}\{p_j^\infty \leq t^*\}| \\ & \leq \limsup_{m, n \rightarrow \infty} \mathbb{1}\{\delta_n > \delta\} + \limsup_{m, n \rightarrow \infty} \frac{\mathbb{1}\{\delta_n \leq \delta\}}{m} \sum_{j=1}^m |\mathbb{1}\{-\delta < d_j^\infty \leq \delta\} + \mathbb{1}\{-\delta < d_j^\infty \leq \delta\}| \\ & \leq \limsup_{m, n \rightarrow \infty} \frac{1}{m} \sum_{j=1}^m |\mathbb{1}\{-\delta < d_j^\infty \leq \delta\} + \mathbb{1}\{-\delta < d_j^\infty \leq \delta\}| \\ & \leq 2\mathbb{P}(t^* - \delta \leq F(V_j^0) \leq t^* + \delta), \end{aligned}$$

where the first equality uses the strong law of large numbers; the arguments starting from the third line follow similar ideas as those in (45); the second-last inequality uses $\mathbb{1}\{\delta_n > \delta\} \xrightarrow{\text{a.s.}} 0$, and the last inequality again uses the strong law of large numbers. Therefore, by the arbitrariness of $\delta > 0$, we have

$$\limsup_{m, n \rightarrow \infty} \left| \frac{|\mathcal{R}^{(1)}|}{m} - \mathbb{P}(F(V_j^0) \leq t^*) \right| = 0 \quad (46)$$

almost surely. Combined with the previous result that $\frac{|\mathcal{R}^{(1)} \triangle \mathcal{R}_{\text{BH}}|}{m} \xrightarrow{\text{a.s.}} 0$, we also have $\frac{|\mathcal{R}^{(1)} \triangle \mathcal{R}_{\text{BH}}|}{|\mathcal{R}^{(1)}|} \xrightarrow{\text{a.s.}} 0$ and $\frac{|\mathcal{R}^{(1)} \triangle \mathcal{R}_{\text{BH}}|}{|\mathcal{R}_{\text{BH}}|} \xrightarrow{\text{a.s.}} 0$, hence proving the first two parts in case (ii) of Proposition 3.4.

We now fix any $\delta \in (0, 1)$, and denote the event

$$E(\delta) = \left\{ \sup_j \left| \frac{|\widehat{\mathcal{R}}_{j \rightarrow 0}|}{m} - G_\infty(t^*) \right| > \delta \right\} \cup \left\{ \frac{1}{m} \sum_{j=1}^m \mathbb{1}\{p_j \leq s_j\} < (1 - \delta/2)G_\infty(t^*) \right\}.$$

Then the uniform concentration (44) and (46) implies $\mathbb{P}(E(\delta)) \rightarrow 0$ as $m, n \rightarrow \infty$. Let $r = \lfloor (1 - \delta) \cdot m \cdot G_\infty(t^*) \rfloor \geq (1 - 2\delta) \cdot m \cdot G_\infty(t^*)$ when m is sufficiently large. Then

$$\begin{aligned} & \mathbb{P} \left(\sum_{j=1}^m \mathbb{1}\{p_j \leq s_j, \xi|\widehat{\mathcal{R}}_{j \rightarrow 0}| \leq r\} \geq r \right) \\ & \geq \mathbb{P}(E(\delta)^c) \cdot \mathbb{P} \left(\sum_{j=1}^m \mathbb{1}\{p_j \leq s_j, \xi|\widehat{\mathcal{R}}_{j \rightarrow 0}| \leq r\} \geq r \mid E(\delta)^c \right) \end{aligned}$$

$$\begin{aligned}
&\geq \mathbb{P}(E(\delta)^c) \cdot \mathbb{P}\left(\frac{1}{m} \sum_{j=1}^m \mathbb{1}\{p_j \leq s_j, \xi \leq \frac{r}{|\widehat{\mathcal{R}}_{j \rightarrow 0}|}\} \geq (1 - \delta/2)G_\infty(t^*) \mid E(\delta)^c\right) \\
&\geq \mathbb{P}(E(\delta)^c) \cdot \mathbb{P}\left(\frac{1}{m} \sum_{j=1}^m \mathbb{1}\{p_j \leq s_j, \xi \leq \frac{(1-2\delta)mG_\infty(t^*)}{(1+\delta)mG_\infty(t^*)}\} \geq (1 - \delta/2)G_\infty(t^*) \mid E(\delta)^c\right) \\
&= \mathbb{P}(E(\delta)^c) \cdot \mathbb{P}\left(\xi \leq \frac{(1-2\delta)mG_\infty(t^*)}{(1+\delta)mG_\infty(t^*)}, \text{ and } \frac{1}{m} \sum_{j=1}^m \mathbb{1}\{p_j \leq s_j\} \geq (1 - \delta/2)G_\infty(t^*) \mid E(\delta)^c\right)
\end{aligned}$$

when m is sufficiently large, where the second inequality uses $r \leq (1 - \delta/2) \cdot m \cdot G_\infty(t)$, and the third inequality follows from $|\widehat{\mathcal{R}}_{j \rightarrow 0}| \leq (1 + \delta) \cdot m \cdot G_\infty(t^*)$ and $\frac{1}{m} \sum_{j=1}^m \mathbb{1}\{\widehat{p}_j \leq s_j\} = |\mathcal{R}^{(1)}|/m \geq (1 - \delta/2)G_\infty(t^*)$ on the event $E(\delta)^c$. Since ξ is independent of $E(\delta)$, we have

$$\mathbb{P}\left(\sum_{j=1}^m \mathbb{1}\{p_j \leq s_j, \xi|\widehat{\mathcal{R}}_{j \rightarrow 0}| \leq r\} \geq r\right) \geq \mathbb{P}(E(\delta)^c) \cdot \mathbb{P}\left(\xi \leq \frac{(1-2\delta)mG_\infty(t^*)}{(1+\delta)mG_\infty(t^*)} \mid E(\delta)^c\right) \geq \mathbb{P}(E(\delta)^c) \cdot \frac{1 - 2\delta}{1 + \delta}.$$

By the definition of r_{homo}^* , for any $\delta \in (0, 1/2)$, we have

$$\limsup_{m, n \rightarrow \infty} \mathbb{P}\left(r_{\text{homo}}^* \geq \lfloor (1 - \delta)mG_\infty(t^*) \rfloor\right) \geq \frac{1 - \delta}{1 + \delta}.$$

Since $|\mathcal{R}^{(1)}|/m \xrightarrow{\text{a.s.}} G_\infty(t^*) > 0$, we have

$$\limsup_{m, n \rightarrow \infty} \mathbb{P}\left(\frac{r_{\text{homo}}^*}{|\mathcal{R}^{(1)}|} \geq 1 - \delta\right) \geq \frac{1 - 2\delta}{1 + \delta}.$$

Finally, for any $0 < \gamma < \delta$, applying the above inequality leads to

$$\limsup_{m, n \rightarrow \infty} \mathbb{P}\left(\frac{r_{\text{homo}}^*}{|\mathcal{R}^{(1)}|} \geq 1 - \delta\right) \geq \limsup_{m, n \rightarrow \infty} \mathbb{P}\left(\frac{r_{\text{homo}}^*}{|\mathcal{R}^{(1)}|} \geq 1 - \gamma\right) \geq \frac{1 - 2\gamma}{1 + \gamma}.$$

Note that $r_{\text{homo}}^* = |\mathcal{R}_{\text{homo}}|$, and that $\mathcal{R}_{\text{homo}} \subset \mathcal{R}^{(1)}$. Thus,

$$\frac{|\mathcal{R}^{(1)} \triangle \mathcal{R}_{\text{homo}}|}{|\mathcal{R}^{(1)}|} = \frac{|\mathcal{R}^{(1)}| - |\mathcal{R}_{\text{homo}}|}{|\mathcal{R}^{(1)}|} = 1 - \frac{r_{\text{homo}}^*}{|\mathcal{R}^{(1)}|}.$$

Sending $\gamma \rightarrow 0$, we conclude the proof of $\frac{|\mathcal{R}^{(1)} \triangle \mathcal{R}_{\text{homo}}|}{|\mathcal{R}^{(1)}|} \xrightarrow{\text{P}} 0$ and $\frac{|\mathcal{R}^{(1)} \triangle \mathcal{R}_{\text{homo}}|}{m} \xrightarrow{\text{P}} 0$. \square

C.4 Proof of Theorem 3.5

Proof of Theorem 3.5. For clarity, throughout this proof, we denote the p-values used in the algorithm as

$$\begin{aligned}
\widehat{p}_j &= \frac{\sum_{i=1}^n \widehat{w}(X_i) \mathbb{1}\{V_i < \widehat{V}_{n+j}\} + \widehat{w}(X_{n+j})}{\sum_{i=1}^n \widehat{w}(X_i) + \widehat{w}(X_{n+j})}, \\
\widehat{p}_\ell^{(j)} &= \frac{\sum_{i=1}^n \widehat{w}(X_i) \mathbb{1}\{V_i < \widehat{V}_{n+\ell}\} + \widehat{w}(X_{n+j}) \mathbb{1}\{\widehat{V}_{n+j} < \widehat{V}_{n+\ell}\}}{\sum_{i=1}^n \widehat{w}(X_i) + \widehat{w}(X_{n+j})}, \quad \ell \neq j,
\end{aligned}$$

which uses the estimated weights $\widehat{w}(\cdot)$. We keep the definition of p_j and $p_\ell^{(j)}$ which uses the ground truth $w(\cdot)$ and are not available. We call $\text{BH}(q)$ the BH procedure at nominal level q . We also define

$$\begin{aligned}
\widetilde{p}_j &= \frac{\sum_{i=1}^n \widehat{w}(X_i) \mathbb{1}\{V_i < V_{n+j}\} + \widehat{w}(X_{n+j})}{\sum_{i=1}^n \widehat{w}(X_i) + \widehat{w}(X_{n+j})}, \\
\widetilde{p}_\ell^{(j)} &= \frac{\sum_{i=1}^n \widehat{w}(X_i) \mathbb{1}\{V_i < \widehat{V}_{n+\ell}\} + \widehat{w}(X_{n+j}) \mathbb{1}\{V_{n+j} < \widehat{V}_{n+\ell}\}}{\sum_{i=1}^n \widehat{w}(X_i) + \widehat{w}(X_{n+j})}, \quad \ell \neq j
\end{aligned}$$

as the counterparts of $\{\bar{p}_j\}$ and $\{\bar{p}_j^\ell\}$ we used in the proof of Theorem 3.1 (c.f. (33) and (34) for their definitions). Accordingly, we let $\tilde{\mathcal{R}}_j$ be the rejection set from BH(q) procedure with $\{\tilde{p}_1^{(j)}, \dots, \tilde{p}_{j-1}^{(j)}, \tilde{p}_j, \tilde{p}_{j+1}^{(j)}, \dots, \tilde{p}_m^{(j)}\}$, and let $\tilde{\mathcal{R}}_{j \rightarrow 0}$ be the rejection set from BH(q) procedure with $\{\tilde{p}_1^{(j)}, \dots, \tilde{p}_{j-1}^{(j)}, 0, \tilde{p}_{j+1}^{(j)}, \dots, \tilde{p}_m^{(j)}\}$.

Since $\hat{w}(\cdot)$ is independent of the calibration and test sample, we view it as a fixed function throughout. The following Lemma C.5 is parallel to Lemma C.1 in the proof of Theorem 3.1 (c.f. Appendix C.1). The only difference between Lemma C.1 and Lemma C.5 is that we replace $w(\cdot)$ with $\hat{w}(\cdot)$. Since the proof of Lemma C.1 only uses the randomness in $\{\xi_j\}$ and ξ , which are independent of the observations, it still goes through for estimated weights. We thus omit the proof of Lemma C.5 for brevity.

Lemma C.5. *Let $\mathcal{R} = \mathcal{R}_{\text{hete}}$ or $\mathcal{R} = \mathcal{R}_{\text{homo}}$ or $\mathcal{R} = \mathcal{R}_{\text{dtn}}$ in Algorithm 1 with estimated weights. Then*

$$\mathbb{E} \left[\frac{\sum_{j=1}^m \mathbb{1}\{j \in \mathcal{R}, Y_{n+j} \leq c_{n+j}\}}{1 \vee |\mathcal{R}|} \right] \leq \sum_{j=1}^m \mathbb{E} \left[\frac{\mathbb{1}\{\hat{p}_j \leq s_j, Y_{n+j} \leq c_{n+j}\}}{|\tilde{\mathcal{R}}_{j \rightarrow 0}|} \right], \quad (47)$$

where $c_{n+j} = q|\tilde{\mathcal{R}}_{j \rightarrow 0}|/m$, and $\tilde{\mathcal{R}}_{j \rightarrow 0}$ is the rejection set in Line 8 of Algorithm 1 computed with \hat{p}_j and $\hat{p}_\ell^{(j)}$.

To bound the right-handed side of (47), we note that the arguments up to (36) in the proof of Theorem 3.1 do not rely on $w(\cdot)$ being the true covariate shift function. Thus, exactly the same arguments imply

$$\text{FDR} \leq \sum_{j=1}^m \mathbb{E} \left[\frac{\mathbb{1}\{\tilde{p}_j \leq \frac{q|\tilde{\mathcal{R}}_{j \rightarrow 0}|}{m}\}}{|\tilde{\mathcal{R}}_{j \rightarrow 0}|} \right]. \quad (48)$$

Define the event $\mathcal{E}_{z,j} = \{[Z_1, \dots, Z_n, Z_{n+j}] = [z_1, \dots, z_n, z_{n+j}]\}$, where $[Z_1, \dots, Z_n, Z_{n+j}]$ is an unordered set of all calibration data $Z_i = (X_i, Y_i)$, $i = 1, \dots, n$ and the unobserved test sample $n+j$, and $z := [z_1, \dots, z_n, z_{n+j}]$ is the unordered set of their currently realized values. Since $\hat{w}(\cdot)$ is fixed and $\tilde{\mathcal{R}}_{j \rightarrow 0}$ only depends on $\{\tilde{p}_1^{(j)}, \dots, \tilde{p}_{j-1}^{(j)}, 0, \tilde{p}_{j+1}^{(j)}, \dots, \tilde{p}_m^{(j)}\}$, we note that $\tilde{\mathcal{R}}_{j \rightarrow 0}$ is invariant up to permutation of $\{(X_i, Y_i)\}_{i=1}^n \cup \{(X_{n+j}, Y_{n+j})\}$. That is, $\tilde{\mathcal{R}}_{j \rightarrow 0}$ is fully determined by $\mathcal{E}_{z,j}$. Then for each j , we have

$$\begin{aligned} \mathbb{E} \left[\frac{\mathbb{1}\{\tilde{p}_j \leq \frac{q|\tilde{\mathcal{R}}_{j \rightarrow 0}|}{m}\}}{|\tilde{\mathcal{R}}_{j \rightarrow 0}|} \right] &= \sum_{k=1}^m \mathbb{E} \left[\mathbb{1}\{|\tilde{\mathcal{R}}_{j \rightarrow 0}| = k\} \frac{\mathbb{1}\{\tilde{p}_j \leq \frac{qk}{m}\}}{k} \right] \\ &= \sum_{k=1}^m \mathbb{E} \left[\frac{\mathbb{1}\{|\tilde{\mathcal{R}}_{j \rightarrow 0}| = k\}}{k} \cdot \mathbb{P}\left(\tilde{p}_j \leq \frac{qk}{m} \mid \mathcal{E}_{z,j}\right) \right] \end{aligned} \quad (49)$$

In what follows, we are to bound the FDR by studying the difference between \tilde{p}_j with estimated weights versus \bar{p}_j , i.e., what we would have should $w(\cdot)$ be available. For simplicity, we write

$$\begin{aligned} \widehat{W}_- &= \sum_{i=1}^n \hat{w}(X_i) \mathbb{1}\{V_i < V_{n+j}\} + \hat{w}(X_{n+j}), & \widehat{W}_+ &= \sum_{i=1}^n \hat{w}(X_i) \mathbb{1}\{V_i > V_{n+j}\}, \\ W_- &= \sum_{i=1}^n w(X_i) \mathbb{1}\{V_i < V_{n+j}\} + w(X_{n+j}), & W_+ &= \sum_{i=1}^n w(X_i) \mathbb{1}\{V_i > V_{n+j}\}. \end{aligned}$$

Then $\widehat{W}_- + \widehat{W}_+ = \sum_{i=1}^n \hat{w}(X_i) + \hat{w}(X_{n+j})$ and $W_- + W_+ = \sum_{i=1}^n w(X_i) + w(X_{n+j})$. Recall that $\hat{\gamma} := \sup_x \{\frac{\hat{w}(x)}{w(x)} \vee \frac{w(x)}{\hat{w}(x)}\}$ is independent of all the data hence can be viewed as fixed. Since $\hat{\gamma}^{-1} \leq \hat{w}(x)/w(x) \leq \hat{\gamma}$, we know $W_- \leq \hat{\gamma} \widehat{W}_-$ and $W_+ \geq \hat{\gamma}^{-1} \widehat{W}_+$. Also, recall that $\bar{p}_j = \frac{\sum_{i=1}^n w(X_i) \mathbb{1}\{V_i < V_{n+j}\} + w(X_{n+j})}{\sum_{i=1}^n w(X_i) + w(X_{n+j})}$ is the counterpart with the true weight function. Thus, on the event $\{\tilde{p}_j = \frac{\widehat{W}_-}{\widehat{W}_- + \widehat{W}_+} \leq \frac{qk}{m}\}$, it holds that

$$\bar{p}_j = \frac{W_-}{W_- + W_+} \leq \frac{\hat{\gamma}^2}{\hat{\gamma}^2 + \widehat{W}_+/\widehat{W}_-} \leq \frac{\hat{\gamma}^2}{\hat{\gamma}^2 + \frac{m}{qk} - 1}.$$

We have shown in the proof of Theorem 3.1 (c.f. Appendix C.1) that $\mathbb{P}(\bar{p}_j \leq t \mid \mathcal{E}_{z,j}) \leq t$ for all $t \in \mathbb{R}$ that is adapted to $\mathcal{E}_{z,j}$. Thus

$$\begin{aligned} & \sum_{k=1}^m \mathbb{E} \left[\frac{\mathbb{1}\{|\tilde{\mathcal{R}}_{j \rightarrow 0}| = k\}}{k} \cdot \mathbb{P}\left(\tilde{p}_j \leq \frac{qk}{m} \mid \mathcal{E}_{z,j}\right) \right] \\ & \leq \sum_{k=1}^m \mathbb{E} \left[\frac{\mathbb{1}\{|\tilde{\mathcal{R}}_{j \rightarrow 0}| = k\}}{k} \cdot \mathbb{P}\left(\bar{p}_j \leq \frac{\hat{\gamma}^2}{\hat{\gamma}^2 + \frac{m}{qk} - 1} \mid \mathcal{E}_{z,j}\right) \right] \\ & \leq \sum_{k=1}^m \mathbb{E} \left[\frac{\mathbb{1}\{|\tilde{\mathcal{R}}_{j \rightarrow 0}| = k\}}{k} \cdot \frac{\hat{\gamma}^2}{\hat{\gamma}^2 + \frac{m}{qk} - 1} \right] \leq \max_{k=1, \dots, m} \left\{ \frac{\hat{\gamma}^2/k}{\hat{\gamma}^2 + \frac{m}{qk} - 1} \right\} = \frac{q}{m} \cdot \frac{\hat{\gamma}^2}{1 + q(\hat{\gamma}^2 - 1)/m}. \end{aligned}$$

Finally, combining (48), (49) and the above bound, we have

$$\text{FDR} \leq q \cdot \mathbb{E} \left[\frac{\hat{\gamma}^2}{1 + q(\hat{\gamma}^2 - 1)/m} \right],$$

which completes the proof of Theorem 3.1. \square

C.5 Proof of Theorem 3.10

Proof of Theorem 3.10. Similar to Lemma C.1, we use the following lemma as an intermediate step. Its proof is in Appendix C.6.

Lemma C.6. *Let $\mathcal{R} = \mathcal{R}_{\text{hete}}$ or $\mathcal{R} = \mathcal{R}_{\text{homo}}$ or $\mathcal{R} = \mathcal{R}_{\text{dtm}}$ in Algorithm 1. Then*

$$\mathbb{E} \left[\frac{|\mathcal{R} \cap \mathcal{H}_0|}{1 \vee |\mathcal{R}|} \mid \mathcal{H}_0 \right] \leq \sum_{j \in \mathcal{H}_0} \mathbb{E} \left[\frac{\mathbb{1}\{p_j \leq s_j\}}{|\hat{\mathcal{R}}_{j \rightarrow 0}|} \mid \mathcal{H}_0 \right],$$

where $s_j = q|\hat{\mathcal{R}}_{j \rightarrow 0}|/m$, and $\hat{\mathcal{R}}_{j \rightarrow 0}$ is the first-step rejection set we obtain in Line 8 of Algorithm 2.

Throughout this proof, we always condition on \mathcal{H}_0 and omit such dependence in our notations for simplicity. Note that $\hat{\mathcal{R}}_{j \rightarrow 0}$ only depends on $\{p_\ell^{(j)}\}_{\ell \neq j}$, which is measurable with respect to the unordered set $Z = [Z_1, \dots, Z_n, Z_{n+j}]$ and $\{X_{n+\ell}\}_{\ell \neq j}$, where $Z_i = (X_i, Y_i)$ for $i = 1, \dots, n+m$. We denote

$$\mathcal{E}_{z,j} := \{[Z_1, \dots, Z_n, Z_{n+j}] = z\}, \quad z = [z_1, \dots, z_n, z_{n+j}]$$

as the event that the unordered set $[Z_1, \dots, Z_n, Z_{n+j}]$ takes on (the unordered set of) their realized values $z = [z_1, \dots, z_n, z_{n+j}]$. Thus, conditional on the event $\mathcal{E}_{z,j}$, the only randomness in p_j is which values among z_1, \dots, z_n, z_{n+j} that Z_1, \dots, Z_n, Z_{n+j} take; such information, on the other hand, does not affect $\{p_\ell^{(j)}\}_{\ell \neq j}$. As a result, we have the conditional independence

$$\mathbb{1}\{p_j \leq c_{n+j}\} \perp\!\!\!\perp |\hat{\mathcal{R}}_{j \rightarrow 0}| \mid \mathcal{E}_{z,j}, \quad \forall j \in \mathcal{H}_0.$$

Therefore, by the tower property,

$$\mathbb{E} \left[\frac{\mathbb{1}\{p_j \leq s_j\}}{|\hat{\mathcal{R}}_{j \rightarrow 0}|} \mid \mathcal{E}_{z,j} \right] = \mathbb{E} \left[\frac{\mathbb{P}(p_j \leq s_j \mid \mathcal{E}_{z,j}, |\hat{\mathcal{R}}_{j \rightarrow 0}|)}{|\hat{\mathcal{R}}_{j \rightarrow 0}|} \mid \mathcal{E}_{z,j} \right] = \mathbb{E} \left[\frac{F_j(s_j)}{|\hat{\mathcal{R}}_{j \rightarrow 0}|} \mid \mathcal{E}_{z,j} \right],$$

where we denote $F_j(t) = \mathbb{P}(p_j \leq t \mid \mathcal{E}_{z,j})$ for any fixed $t \in [0, 1]$. Finally, by the covariate shift condition in Assumption 3.6, for any $j \in \mathcal{H}_0$ and any $i = 1, \dots, n, n+j$, we have the weighted exchangeability similar to (18), which implies

$$\mathbb{P}(Z_{n+j} = z_i \mid \mathcal{E}_{z,j}) = \frac{w(z_i)}{\sum_{i=1}^n w(x_i) + w(x_{n+j})}.$$

Let $[1], [2], \dots, [n+1]$ be a permutation of $1, \dots, n, n+j$ such that $V_{[1]} \leq V_{[2]} \leq \dots \leq V_{[n+1]}$. By the definition of p_j , we know that conditional on $\mathcal{E}_{z,j}$,

$$F_j(t) = \sum_{k=1}^n \frac{w(z_{[k]})}{\sum_{i=1}^n w(x_i) + w(x_{n+j})} \mathbb{1} \left\{ \sum_{j=1}^k \frac{w(z_{[j]})}{\sum_{i=1}^n w(x_i) + w(x_{n+j})} \leq t \right\} \leq t$$

for any $t \in [0, 1]$. Invoking Lemma C.6, we thus have

$$\text{FDR} \leq \sum_{j \in \mathcal{H}_0} \mathbb{E} \left[\frac{s_j}{|\widehat{\mathcal{R}}_{j \rightarrow 0}|} \mid \mathcal{E}_{z,j} \right] \leq q \cdot \frac{|\mathcal{H}_0|}{m},$$

which concludes the proof of Theorem 3.10. \square

C.6 Proof of Lemma C.6

Proof of Lemma C.6. We prove the three pruning methods using similar arguments as the proof of Lemma C.1.

Case 1: $\mathcal{R} = \mathcal{R}_{\text{hete}}$. By definition, we know that $r_{\text{hete}}^* = |\mathcal{R}_{\text{hete}}| = |\mathcal{R}|$. Then

$$\mathbb{E} \left[\frac{|\mathcal{R} \cap \mathcal{H}_0|}{1 \vee |\mathcal{R}|} \mid \mathcal{H}_0 \right] = \mathbb{E} \left[\frac{\sum_{j \in \mathcal{H}_0} \mathbb{1}\{p_j \leq s_j\} \mathbb{1}\{\xi_j \leq \frac{|\mathcal{R}|}{|\widehat{\mathcal{R}}_{j \rightarrow 0}|}\}}{1 \vee |\mathcal{R}|} \mid \mathcal{H}_0 \right].$$

Note that once $j \in \mathcal{R}$, sending $\xi_j \rightarrow 0$ while keeping $\{\xi_\ell\}_{\ell \neq j}$ unchanged does not change the rejection set. That is, $\mathcal{R} = \mathcal{R}_{\xi_j \rightarrow 0}$ if $j \in \mathcal{R}$, where

$$\mathcal{R}_{\xi_j \rightarrow 0} = \{j\} \cup \left\{ \ell : p_\ell \leq s_\ell, \xi_\ell |\widehat{\mathcal{R}}_{\ell \rightarrow 0}| \leq r_{j,\text{hete}}^* \right\}, \quad r_{j,\text{hete}}^* := \max \left\{ r : 1 + \sum_{\ell \neq j} \mathbb{1}\{p_\ell \leq s_\ell, \xi_\ell |\widehat{\mathcal{R}}_{\ell \rightarrow 0}| \leq r\} \geq r \right\}.$$

and we recall that $\widehat{\mathcal{R}}_{\ell \rightarrow 0}$ is the first-step rejection set. We then have

$$\begin{aligned} \text{FDR} &= \sum_{j \in \mathcal{H}_0} \sum_{k=1}^m \mathbb{E} \left[\frac{\mathbb{1}\{|\mathcal{R}| = k\}}{k} \mathbb{1}\{p_j \leq s_j\} \mathbb{1}\{\xi_j \leq \frac{k}{|\widehat{\mathcal{R}}_{j \rightarrow 0}|}\} \right] \\ &= \sum_{j \in \mathcal{H}_0} \sum_{k=1}^m \mathbb{E} \left[\frac{\mathbb{1}\{|\mathcal{R}_{\xi_j \rightarrow 0}| = k\}}{k} \mathbb{1}\{p_j \leq s_j\} \mathbb{1}\{\xi_j \leq \frac{k}{|\widehat{\mathcal{R}}_{j \rightarrow 0}|}\} \right] \\ &\leq \sum_{j \in \mathcal{H}_0} \sum_{k=1}^m \mathbb{E} \left[\frac{\mathbb{1}\{|\mathcal{R}_{\xi_j \rightarrow 0}| = k\}}{k} \mathbb{1}\{p_j \leq s_j\} \cdot \frac{k}{|\widehat{\mathcal{R}}_{j \rightarrow 0}|} \right] \\ &= \sum_{j \in \mathcal{H}_0} \sum_{k=1}^m \mathbb{E} \left[\frac{\mathbb{1}\{|\mathcal{R}_{\xi_j \rightarrow 0}| = k\}}{|\widehat{\mathcal{R}}_{j \rightarrow 0}|} \mathbb{1}\{p_j \leq s_j\} \right] = \sum_{j \in \mathcal{H}_0} \mathbb{E} \left[\frac{\mathbb{1}\{p_j \leq s_j\}}{|\widehat{\mathcal{R}}_{j \rightarrow 0}|} \right], \end{aligned}$$

where the third line follows from the tower property, and that ξ_j are independent of $\mathcal{R}_{\xi_j \rightarrow 0}$, p_j , $\widehat{\mathcal{R}}_{j \rightarrow 0}$.

Case 2: $\mathcal{R} = \mathcal{R}_{\text{homo}}$. We will again use the conditional PRDS property of $\{\xi |\widehat{\mathcal{R}}_{j \rightarrow 0}|\}_{j=1}^m$ which we proved in Lemma C.2. We let $\mathbb{E}_{\mathcal{D}}$ be the conditional expectation given all the calibration and test data (and \mathcal{H}_0), so that only the randomness in ξ remains, under which one still has $\xi \sim \text{Unif}[0, 1]$. The tower property implies $\text{FDR} = \mathbb{E}[\text{FDR}(\mathcal{D}) \mid \mathcal{H}_0]$, where we define the conditional FDR as

$$\text{FDR}(\mathcal{D}) := \mathbb{E}_{\mathcal{D}} \left[\frac{\sum_{j \in \mathcal{H}_0} \mathbb{1}\{j \in \mathcal{R}\}}{1 \vee |\mathcal{R}|} \mid \mathcal{H}_0 \right].$$

Note that $\mathbb{1}\{p_j \leq s_j\}$ are deterministic conditional on the data. Recall that $\mathcal{R}^{(1)} = \{j: p_j \leq s_j\}$ and \mathcal{H}_0 are both deterministic given the data. Using the same arguments as in the proof of Lemma C.1 up to (37),

$$\begin{aligned} \text{FDR}(\mathcal{D}, j) &:= \sum_{k=1}^m \frac{1}{k} \mathbb{E}_{\mathcal{D}} \left[\mathbb{1}\{|\widehat{\mathcal{R}}_{j \rightarrow 0}| \leq k\} (\mathbb{1}\{|\mathcal{R}| \leq k\} - \mathbb{1}\{|\mathcal{R}| \leq k-1\}) \right] \\ &\leq \frac{1}{m_1} + \sum_{k=1}^{m_1-1} \left\{ \frac{\mathbb{P}_{\mathcal{D}}(\xi|\widehat{\mathcal{R}}_{j \rightarrow 0}| \leq k)}{k} \mathbb{P}_{\mathcal{D}}(|\mathcal{R}| \leq k \mid \xi|\widehat{\mathcal{R}}_{j \rightarrow 0}| \leq k) \right. \\ &\quad \left. - \frac{\mathbb{P}_{\mathcal{D}}(\xi|\widehat{\mathcal{R}}_{j \rightarrow 0}| \leq k+1)}{k+1} \mathbb{P}_{\mathcal{D}}(|\mathcal{R}| \leq k \mid \xi|\widehat{\mathcal{R}}_{j \rightarrow 0}| \leq k+1) \right\} \end{aligned}$$

By Lemma C.2, we know that conditioning on all the data, $\{\xi|\widehat{\mathcal{R}}_{\ell \rightarrow 0}|\}_{\ell \neq j}$ is PRDS in $\xi|\widehat{\mathcal{R}}_{j \rightarrow 0}|$. Then by the construction of $\mathcal{R} = \mathcal{R}_{\text{homo}}$, we see that

$$\mathbb{P}_{\mathcal{D}}(|\mathcal{R}| \leq k \mid \xi|\widehat{\mathcal{R}}_{j \rightarrow 0}| \leq k) \leq \mathbb{P}_{\mathcal{D}}(|\mathcal{R}| \leq k \mid \xi|\widehat{\mathcal{R}}_{j \rightarrow 0}| \leq k+1),$$

hence since ξ is independent of everything else,

$$\begin{aligned} \text{FDR}(\mathcal{D}, j) &\leq \frac{1}{m_1} + \sum_{k=1}^{m_1-1} \left\{ \frac{\mathbb{P}_{\mathcal{D}}(\xi|\widehat{\mathcal{R}}_{j \rightarrow 0}| \leq k)}{k} - \frac{\mathbb{P}_{\mathcal{D}}(\xi|\widehat{\mathcal{R}}_{j \rightarrow 0}| \leq k+1)}{k+1} \right\} \mathbb{P}_{\mathcal{D}}(|\mathcal{R}| \leq k \mid \xi|\widehat{\mathcal{R}}_{j \rightarrow 0}| \leq k) \\ &= \frac{1}{m_1} + \sum_{k=1}^{m_1-1} \left\{ \frac{\min\{1, k/|\widehat{\mathcal{R}}_{j \rightarrow 0}|\}}{k} - \frac{\min\{1, (k+1)/|\widehat{\mathcal{R}}_{j \rightarrow 0}|\}}{k+1} \right\} \mathbb{P}_{\mathcal{D}}(|\mathcal{R}| \leq k \mid \xi|\widehat{\mathcal{R}}_{j \rightarrow 0}| \leq k). \end{aligned}$$

This is exactly the same as (38). Hence following the same arguments as in the proof of Lemma C.1, we conclude the proof of the homogeneous case.

Case 3: $\mathcal{R} = \mathcal{R}_{\text{dtm}}$. In this case, similar to the proof of Lemma C.1, we know that $|\widehat{\mathcal{R}}_{j \rightarrow 0}| \leq |\mathcal{R}|$ deterministically for all $j \in \mathcal{R}$. Thus,

$$\mathbb{E} \left[\frac{\sum_{j \in \mathcal{H}_0} \mathbb{1}\{j \in \mathcal{R}\}}{1 \vee |\mathcal{R}|} \right] \leq \sum_{j \in \mathcal{H}_0} \mathbb{E} \left[\frac{\mathbb{1}\{j \in \mathcal{R}\}}{1 \vee |\widehat{\mathcal{R}}_{j \rightarrow 0}|} \right] \leq \sum_{j=1}^m \mathbb{E} \left[\frac{\mathbb{1}\{p_j \leq s_j\}}{1 \vee |\widehat{\mathcal{R}}_{j \rightarrow 0}|} \right],$$

where the last inequality uses the fact that $j \in \mathcal{R}$ implies $p_j \leq s_j$ for any j . This concludes the proof of the third case, and therefore the proof of Lemma C.6. \square

D Supporting lemmas

The following lemma establishes the uniform strong law of large numbers with weights. The proof is standard which we include here for completeness.

Lemma D.1 (Uniform strong law of large numbers). *Let P and \tilde{P} be two distributions over $\mathcal{X} \times \mathcal{Y}$, related by a covariate shift $\frac{d\tilde{P}}{dP}(x, y) = w(x)$ for some function $w: \mathcal{X} \rightarrow \mathbb{R}^+$, and $\frac{d\tilde{P}}{dP}$ is the Radon–Nikodym derivative. Let $\{(X_i, Y_i)_{i=1}^n\}$ be a sequence of i.i.d. samples from P , and $f: \mathcal{X} \times \mathcal{Y} \rightarrow \mathbb{R}$ be any fixed function. Then it holds almost surely that*

$$\limsup_{n \rightarrow \infty} \sup_{t \in \mathbb{R}} \left| \frac{1}{n} \sum_{i=1}^n w(X_i) \mathbb{1}\{f(X_i, Y_i) \leq t\} - \tilde{P}(f(X, Y) \leq t) \right| = 0.$$

Proof of Lemma D.1. For simplicity, we denote

$$\tilde{F}_n(t) = \frac{1}{n} \sum_{i=1}^n w(X_i) \mathbb{1}\{f(X_i, Y_i) \leq t\}, \quad \tilde{F}(t) = \tilde{P}(f(X, Y) \leq t), \quad t \in \mathbb{R}.$$

Then by the law of large numbers, for any fixed $t \in \mathbb{R}$, $\tilde{F}_n(t) \rightarrow \tilde{F}(t)$ almost surely as $n \rightarrow \infty$.

Let $\epsilon > 0$ be any fixed constant. Then we can pick a finite sequence of real numbers $t_1 < t_2 < \dots < t_m$ such that $\tilde{F}(t_1) \leq \epsilon$, $\tilde{F}(t_m) \geq 1 - \epsilon$, and $\tilde{F}(t_{k+1}) - \tilde{F}(t_k) \leq \epsilon$. For any $t \in [t_1, t_m]$, there exists some $1 \leq k \leq m$ such that $t \in [t_k, t_{k+1})$. Then we know $\tilde{F}_n(t_k) \leq \tilde{F}_n(t) \leq \tilde{F}_n(t_{k+1})$ and $\tilde{F}(t_k) \leq \tilde{F}(t) \leq \tilde{F}(t_{k+1})$. This implies

$$\tilde{F}_n(t) - \tilde{F}(t) \leq \tilde{F}_n(t_{k+1}) - \tilde{F}(t_k) \leq |\tilde{F}_n(t_{k+1}) - \tilde{F}(t_{k+1})| + \tilde{F}(t_{k+1}) - \tilde{F}(t_k) \leq |\tilde{F}_n(t_{k+1}) - \tilde{F}(t_{k+1})| + \epsilon,$$

where we use the triangular inequality in the second inequality. Similarly

$$\tilde{F}_n(t) - \tilde{F}(t) \geq \tilde{F}_n(t_k) - \tilde{F}(t_{k+1}) \geq \tilde{F}_n(t_k) - \tilde{F}(t_k) + \tilde{F}(t_k) - \tilde{F}(t_{k+1}) \geq -|\tilde{F}_n(t_k) - \tilde{F}(t_k)| - \epsilon.$$

They together lead to $|\tilde{F}_n(t) - \tilde{F}(t)| \leq |\tilde{F}_n(t_k) - \tilde{F}(t_k)| \vee |\tilde{F}_n(t_{k+1}) - \tilde{F}(t_{k+1})| + \epsilon$ for all $t \in [t_k, t_{k+1})$. Also, for $t < t_1$, since $\tilde{F}_n(t) \geq 0$ and $\tilde{F}(t) \leq \epsilon$, we have

$$-\epsilon \leq \tilde{F}_n(t) - \tilde{F}(t) \leq \tilde{F}_n(t_1) - \tilde{F}(t) \leq \tilde{F}_n(t_1) - \tilde{F}(t_1) + \epsilon.$$

Similarly, for $t > t_m$, since $\tilde{F}_n(t) \leq 1$ and $\tilde{F}(t) \geq \tilde{F}(t_m) \geq 1 - \epsilon$, we have

$$\epsilon \geq \tilde{F}_n(t) - \tilde{F}(t) \geq \tilde{F}_n(t_m) - \tilde{F}(t) \geq \tilde{F}_n(t_m) - \tilde{F}(t_m) - \epsilon.$$

Putting the above cases together yields

$$\sup_{t \in \mathbb{R}} |\tilde{F}_n(t) - \tilde{F}(t)| \leq \sup_{1 \leq k \leq m} |\tilde{F}_n(t_k) - \tilde{F}(t_k)| + \epsilon.$$

By the strong law of large numbers for t_1, \dots, t_m and the arbitrariness of $\epsilon > 0$, we conclude the proof of Lemma [D.1](#). \square