

RepViT: Revisiting Mobile CNN From ViT Perspective

Ao Wang¹ Hui Chen^{1*} Zijia Lin¹ Hengjun Pu¹ Guiguang Ding^{1*}
¹Tsinghua University

wa22@mails.tsinghua.edu.cn jichenhui2012@gmail.com linzijia07@tsinghua.org.cn
phj20@mails.tsinghua.edu.cn dinggg@tsinghua.edu.cn

Abstract

Recently, lightweight Vision Transformers (ViTs) demonstrate superior performance and lower latency compared with lightweight Convolutional Neural Networks (CNNs) on resource-constrained mobile devices. This improvement is usually attributed to the multi-head self-attention module, which enables the model to learn global representations. However, the architectural disparities between lightweight ViTs and lightweight CNNs have not been adequately examined. In this study, we revisit the efficient design of lightweight CNNs and emphasize their potential for mobile devices. We incrementally enhance the mobile-friendliness of a standard lightweight CNN, specifically MobileNetV3, by integrating the efficient architectural choices of lightweight ViTs. This ends up with a new family of pure lightweight CNNs, namely RepViT. Extensive experiments show that RepViT outperforms existing state-of-the-art lightweight ViTs and exhibits favorable latency in various vision tasks. On ImageNet, RepViT achieves over 80% top-1 accuracy with nearly 1ms latency on an iPhone 12, which is the first time for a lightweight model, to the best of our knowledge. Our largest model, RepViT-M3, obtains 81.4% accuracy with only 1.3ms latency. The code and trained models are available at <https://github.com/jameslahm/RepViT>.

1. Introduction

Research on lightweight models has been a focal point in computer vision tasks, driven by the objective of achieving superior model performance with reduced computational cost. This is particularly relevant for resource-limited mobile devices, enabling the deployment of visual models at the edge. In the past decade, researchers have mainly focused on the design of lightweight convolutional neural networks (CNNs), and have made significant progress. Many efficient design principles are proposed, including separable

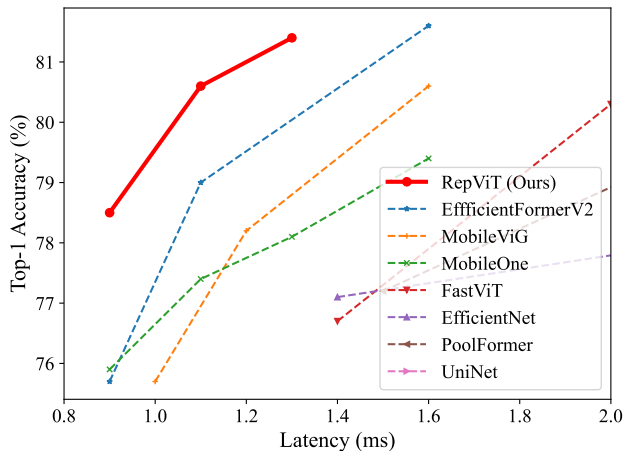


Figure 1. Comparison of latency and accuracy between RepViT (Ours) and other lightweight models. The top-1 accuracy is tested on ImageNet-1K and the latency is measured by iPhone 12 with iOS 16. RepViT achieves high performance with low latency across various model sizes.

convolutions [20], inverted residual bottleneck [43], channel shuffle [34, 63], and structural reparameterization [11], resulting in representative models like MobileNets [19, 20, 43], ShuffleNets [34, 63], and RepVGG [11].

In recent years, Vision Transformers (ViTs) [13] have emerged as a promising alternative to CNNs for learning visual representations. They show superior performance compared with CNNs on various computer vision tasks, such as image classification [31, 52], semantic segmentation [4, 56] and object detection [2, 25]. However, the trend of increasing the number of parameters in ViTs to improve performance results in large model sizes and high latency [8, 30], which makes them unsuitable for resource-constrained mobile devices [26, 35]. Although reducing the model size of ViT models to match the constraints of mobile devices is possible, their performance is often suboptimal compared to lightweight CNNs [3]. Therefore, researchers have embarked on exploring the lightweight design of ViTs, aim-

*Corresponding author.

ing to achieve performance surpassing that of lightweight CNNs.

Many efficient design principles for ViTs have been proposed, greatly enhancing the computational efficiency of ViTs for mobile devices [3, 24, 35, 38]. For example, some approaches propose innovative architectures that combine convolutional layers with ViTs, resulting in hybrid networks [3, 35]. Additionally, new self-attention operations with linear complexity have been introduced to improve efficiency [36], and dimension-consistent design principles have been employed in [24, 26]. These studies demonstrate that lightweight ViTs [24, 36, 38] can achieve lower latency on mobile devices while outperforming lightweight CNNs [19, 43, 50] in terms of performance.

These lightweight ViTs exhibit certain structural similarities with previous lightweight CNNs. For instance, the convolutional module is used to construct some stages [26, 35, 36]. The depthwise and pointwise convolutions are employed to learn spatially local representations [35, 36, 38, 51]. Consequently, the reason why lightweight CNNs underperform lightweight ViTs is usually attributed to the multi-head self-attention module, which enables the model to learn global representations [24, 26, 35, 36, 38]. On the other hand, there are noteworthy differences in the block structure, macro, and micro architectural designs between lightweight ViTs and lightweight CNNs, which have yet to receive sufficient inquiry. This naturally raises a question: *Can architectural choices of lightweight ViTs enhance lightweight CNNs' performance?* In this work, we revisit the design of lightweight CNNs by incorporating the architectural choices of lightweight ViTs. Our research aims to narrow the divide between lightweight CNNs and lightweight ViTs, and highlight the potential of the former for employment on mobile devices compared to the latter.

To accomplish this objective, following [32], we begin with a standard lightweight CNN, *i.e.*, MobileNetV3-L [19]. We gradually “modernize” its architecture by incorporating the efficient architectural designs of lightweight ViTs [24, 26, 29, 35]. Finally, we obtain a new family of lightweight CNNs, namely RepViT, for resource-constrained mobile devices. RepViT has a MetaFormer [58] structure, but is composed entirely of convolutions. Surprisingly, as a pure lightweight CNN, RepViT shows superior performance and efficiency compared with existing state-of-the-art lightweight ViTs [24, 38] on various computer vision tasks, including imagenet classification on ImageNet [9], object detection and instance segmentation on COCO-2017 [27], and semantic segmentation on ADE20k [66]. Notably, RepViT reaches over 80% top-1 accuracy on ImageNet, with nearly 1ms latency on an iPhone 12, which is the first time for a lightweight model, to the best of our knowledge. We hope that RepViT can serve as a strong baseline and inspire further research into lightweight

models for edge deployments.

2. Related Work

In the past decade, Convolutional Neural Networks (CNNs) have emerged as the predominant approach for computer vision tasks due to their natural inductive biases of locality and translation equivalence. However, the extensive computation required by standard CNNs renders them unsuitable for deployment on resource-constrained mobile devices. To overcome this challenge, numerous techniques have been proposed to make CNNs more lightweight and mobile-friendly, including separable convolutions [20], inverted residual bottleneck [43], channel shuffle [34, 63], mixed depthwise convolution [47], network architecture search [45] and structural reparameterization [11], among others. These methods have paved the way for the development of widely used lightweight CNNs, such as MobileNets [19, 20, 43], ShuffleNets [34, 63], MixNet [47], MNASNet [45] and RepVGG [11].

Subsequently, the Vision Transformer (ViT) [13] was introduced, which adapts the transformer architecture to achieve state-of-the-art performance on large-scale image recognition tasks, surpassing that of CNNs [13, 48]. DeiT represents a further improvement in the ViT training recipe by leveraging distillation, thereby eliminating the need for large-scale datasets [48]. Building on the competitive performance of ViTs, subsequent works have sought to incorporate spatial inductive biases to enhance their stability and performance [7, 16], design more efficient self-attention operations by regularizing the pattern of attention mechanisms [12, 67], and adapt ViTs to a diverse range of computer vision tasks [14, 62].

Although ViTs have shown superior performance over CNNs on various vision tasks, most of these models are heavy-weight, requiring substantial computation and memory footprint [31, 48, 52]. This makes them unsuitable for mobile devices with limited resources [35, 38]. Consequently, researchers have dedicated to exploring various techniques to make ViTs more lightweight and more friendly for mobile devices [26, 36, 49, 51]. For example, MobileViT [35] adopts a hybrid architecture, combining lightweight MobileNet blocks and MHSA blocks. MobileViT2 [36] further presents a separable self-attention methods to alleviate the quadratic computation complexity of MHSA. EfficientFormer [26] proposes a dimension-consistent design paradigm to enhance the latency-performance boundary of pure ViTs. MobileFormer [3] introduces a parallel architecture which parallelizes MobileNet and transformer with a two-way bridge. These lightweight ViTs have demonstrated new state-of-the-art performance in terms of accuracy and latency on mobile devices, outperforming the lightweight CNNs [43, 50].

The reason why lightweight ViTs outperform

lightweight CNNs is usually attributed to the multi-head self-attention module with the capability of learning global representations. However, the notable architectural distinctions between lightweight CNNs and lightweight ViTs, such as their block structures, as well as macro and micro elements, have not been thoroughly investigated. As such, diverging from extant research, our primary goal is to revisit the design of lightweight CNNs by integrating the architectural choices of lightweight ViTs. We aim to bridge the gap between lightweight CNNs and lightweight ViTs, and emphasize their mobile-friendliness.

3. Methodology

In this section, we begin with a standard lightweight CNN, *i.e.*, MobileNetV3-L, and then gradually modernize it from various granularities by incorporating the architectural designs of lightweight ViTs. We first introduce the metric to measure the latency on mobile devices, and then align the training recipe with existing lightweight ViTs in Section 3.1. Based on the consistent training setting, we explore the optimal block design in Section 3.2. We further optimize the performance of MobileNetV3-L on mobile devices from macro-architectural elements in Section 3.3, *i.e.*, stem, downsample layers, classifier and overall stage ratio. We then tune the lightweight CNN through layer-wise micro designs in Section 3.4, involving kernel size selection and squeeze-and-excitation (SE) layer [21] optimal placement. Figure 2 shows the whole procedure and results we achieve in each step. Finally, we obtain a new family of pure lightweight CNNs designed for mobile devices in Section 3.5, namely RepViT, as shown in Figure 3. All models are trained and evaluated on ImageNet.

3.1. Preliminary

Latency metric. Previous researches [3,46] have focused on optimizing the inference speed of models through metrics such as floating point operations (FLOPs) or model sizes. However, these metrics do not always correlate well with real-world latency in mobile applications. To address this issue, we follow [24,26,35,50] and utilize the iPhone 12 as the test device and Core ML Tools [1] as the compiler. We measure the actual on-device latency for models as the benchmark metric. This approach provides a more accurate representation of the model’s performance on real-world mobile devices. Besides, due to that the Hardswish nonlinearity used in MobileNetV3-L is not well supported by the compiler, we follow [26,50] to employ GeLU activations in the MobileNetV3-L model.

We measure the on-device latency of MobileNetV3-L to be 1.01ms.

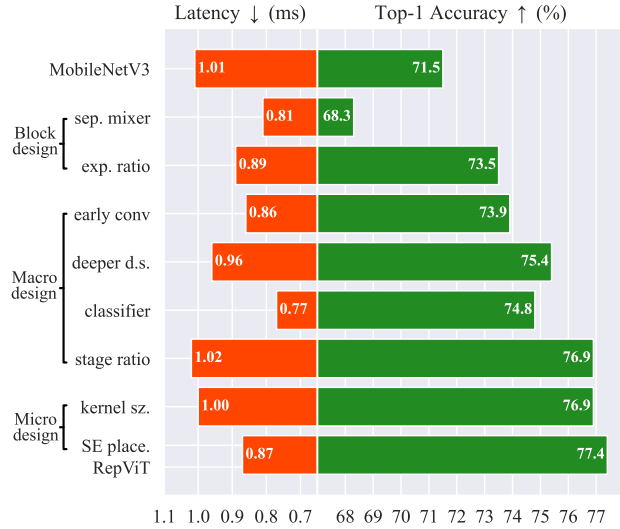


Figure 2. We modernize MobileNetV3-L from various granularities. We mainly consider the latency on mobile devices and the top-1 accuracy on ImageNet. Finally, we obtain a new family of pure lightweight CNNs, namely RepViT, which can achieve lower latency and higher performance.

Aligning training recipe. In the pytorch official published training recipe¹, MobileNetV3-L is trained using RMSPropOptimizer with 0.9 momentum for 600 epochs, with auto-augmentation [5] and random erasing [65] data augmentation techniques, resulting in 74.0% top-1 accuracy. Recent lightweight ViTs [24,26,35,38] generally adopt the training recipe from DeiT. Specifically, they use AdamW optimizer [33], warmup training with 5 epochs, and a cosine annealing learning rate schedule for 300 epochs, with a teacher of RegNetY-16GF [41] for distillation. They adopt Mixup [60], auto-augmentation [5], and random erasing [65] for data augmentation, and Label Smoothing [44] as the regularization scheme. Therefore, for a fair comparison, we first align the training recipe of MobileNetV3-L with other lightweight ViTs, with the exception of excluding distillation for now. Under 300 training epochs, MobileNetV3-L obtains 71.5% top-1 accuracy. Despite the observed decrease in accuracy, we adopt this training recipe to ensure fairness.

We will now use this training recipe by default.

3.2. Block design

Separate token mixer and channel mixer. The block structure of lightweight ViTs [24,26,36] incorporates an important design feature, namely the separate token mixer and channel mixer [59]. According to recent research [58], the effectiveness of ViTs primarily originates from their general token mixer and channel mixer architecture, namely

¹<https://github.com/pytorch/vision/tree/main/references/classification>

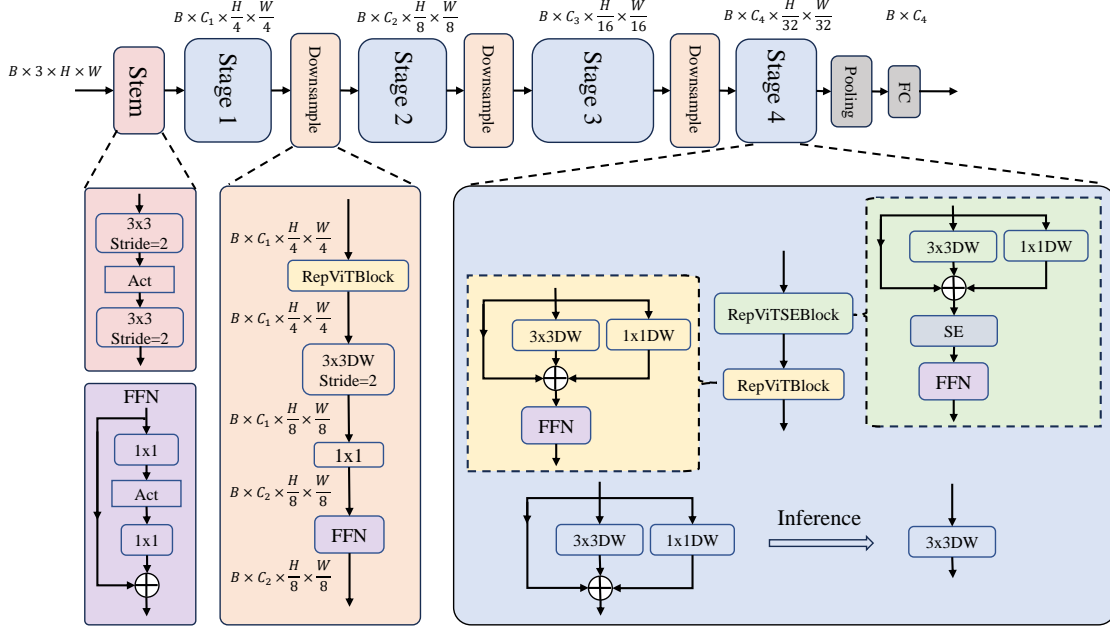


Figure 3. The overview of RepViT architecture. RepViT has four stages with $\frac{H}{4} \times \frac{W}{4}$, $\frac{H}{8} \times \frac{W}{8}$, $\frac{H}{16} \times \frac{W}{16}$, $\frac{H}{32} \times \frac{W}{32}$ resolutions respectively, where H and W denote the width and height of the input image. C_i represents the channel dimension of the i -th stage and B denotes the batch size.

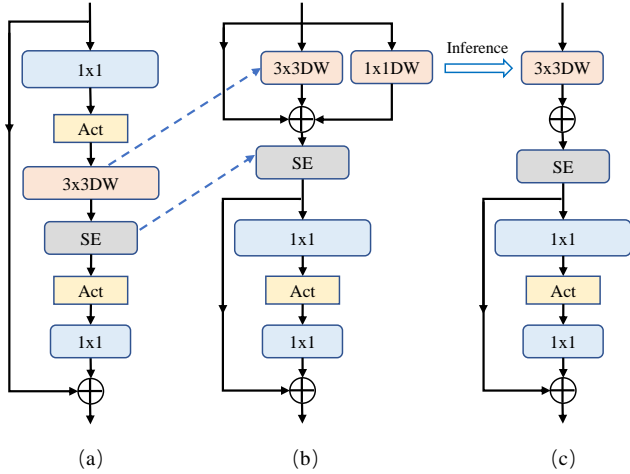


Figure 4. (a) represents a block of MobileNetV3 with an optional squeeze-and-excite layer. In (b), we employ structural reparameterization to separate the token mixer and channel mixer by relocating the depthwise convolution and squeeze-and-excite layer. (c) involves the consolidation of the multi-branch topology into a single branch during the inference stage.

MetaFormer architecture, rather than the specific token mixer with which they are equipped. In light of this finding, we aim to emulate existing lightweight ViTs by splitting the token mixer and channel mixer in MobileNetV3-L.

Specifically, as depicted in Figure 4.(a), the original Mo-

bileNetV3 block consists of a 1×1 expansion convolution, followed by a depthwise convolution and a 1×1 projection layer. The residual connection connects the input and output. Moreover, the squeeze and excitation modules may be optionally placed after the depthwise filters in the expansion. It is intuitive that the 1×1 expansion convolution and 1×1 projection layer enable interaction between channels, while the depthwise convolution facilitates the fusion of spatial information. The former and the latter correspond to the channel mixer and token mixer, respectively. The token mixer and channel mixer are now coupled together in the MobileNetV3 block. Therefore, as shown in Figure 4.(b), we move the depthwise convolution up to split them. Meanwhile, we employ structural reparameterization [11] to introduce a multi-branch topology for the depthwise filters at training time to improve performance. The squeeze and excitation module is also moved up to be placed after the depthwise filters, as it depends on spatial information interaction. Consequently, we successfully separate the token mixer and channel mixer in the MobileNetV3 block. Additionally, during inference, as illustrated in Figure 4.(c), the multi-branch topology of the token mixer is merged into a single depthwise convolution. We thus can eliminate the computational and memory costs associated with the skip connection, which is especially advantageous for mobile devices. We name such a block as RepViT block, which reduces the latency of MobileNetV3-L to 0.81ms, resulting in a temporary performance degradation to 68.3%.

We will now employ the RepViT block.

Reducing expansion ratio and increasing width. In ViTs, the channel mixer typically employs an expansion ratio of 4, meaning that the hidden dimension of the MLP block is four times wider than the input dimension in FFN. It thus consumes a significant portion of the computation resource, thereby contributing substantially to the overall inference time [64]. To alleviate this bottleneck, recent efficient and lightweight ViTs explore narrower FFN. For instance, LV-ViT [23] adopts an expansion ratio of 3 in FFN. LeViT [15] sets the expansion ratio to 2. Besides, based on the Taylor structured pruning for ViTs [57], it shows that a significant amount of channel redundancy presents in FFN, providing experimental evidence for using a smaller expansion ratio.

In MobileNetV3-L, the expansion ratio ranges from 2.3 to 6, with a concentration of 6 in the last two stages that have a greater number of channels, which indicates a significant redundancy in the RepViT block. Therefore, we follow [23, 29] to set the expansion ratio to 2 in the channel mixer, to reduce the parameter redundancy and latency. This results in a latency reduction to 0.65ms for MobileNetV3-L. Moreover, with the smaller expansion ratio, we can increase the network width with minimal latency increase. Specifically, following [17, 32], we double the channels after each stage, ending up with 48, 96, 192, and 384 channels for each stage, respectively. This increases the top-1 accuracy to 73.5% with a latency of 0.89ms.

We will now employ the new expansion ratio and network width.

3.3. Macro design

In this part, we carry out optimizations with a specific focus on its macro-architecture for mobile devices, from the front to the back of the network.

Early convolutions for stem. ViTs typically use a patchify operation as the stem, dividing the input image into non-overlapping patches [13]. This simple stem corresponds to a non-overlapping convolution with a large kernel size (e.g. kernel size=16) and a large stride (e.g. stride = 16). Hierarchical ViTs [31, 52] adopt the same patchify operation, but with a smaller patch size of 4. However, recent work in [55] shows that the patchify operation results in ViTs’ substandard optimizability and sensitivity to training recipes. To address these issues, they suggest using a small number of stacked stride-two 3*3 convolutions as an alternative architectural choice for the stem, known as early convolutions. This approach is then widely adopted by lightweight ViTs [24, 26, 29]. In contrast, MobileNetV3-L leverages a more complex stem for a 4× downsampling of the input image. As shown in Figure 5.(a), the stem

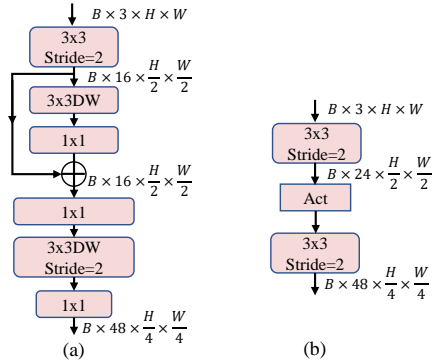


Figure 5. (a) is the original stem in MobileNetV3-L, with the non-linearity omitted for simplicity. We use early convolutions as the stem in (b).

consists of a 3x3 convolution, a depthwise separable convolution, and an inverted bottleneck. However, a complex stem introduces significant latency bottlenecks on mobile devices, especially since it must process the input image at the highest resolution. As a trade-off, MobileNetV3-L reduces the initial number of filters to 16, which in turn limits the representation power of the stem. To address this issue, we replace the original stem with early convolutions, as shown in Figure 5.(b). Although the initial number of filters is increased to 24, the overall latency is reduced to 0.86ms. Meanwhile, this step brings the top-1 accuracy to 73.9%.

We will now use early convolutions as the stem.

Deeper downsampling layers. In ViTs, spatial downsampling is typically achieved by a separate patch merging layer. It corresponds to a convolution with a kernel size 4 and a stride of 2. As demonstrated in [32], a separate downsampling layer facilitates an increase in network depth and mitigates the information loss resulting from resolution reduction. For example, EfficientViT [29] adopts a sandwich layout to deepen the downsampling layer, achieving efficient subsampling. In contrast, MobileNetV3-L achieves downsampling by using the depthwise convolution with stride 2 in the inverted bottleneck block, as illustrated in Figure 6.(a). After applying the RepViT block design, the depthwise convolution with stride 2 reduces the spatial resolution, and two 1x1 convolutions increases the number of channels, as shown in Figure 6.(b). To achieve a separate and deeper downsampling layer, we first employ a single 1x1 convolution to modulate the channel dimensionality, which is positioned after the depthwise convolution, as shown in Figure 6.(c). As a result, the input and output of the two 1x1 convolution in Figure 6.(b) can be connected by a residual connection, forming a FFN. Additionally, we prepend a RepViT block to further deepen the downsam-

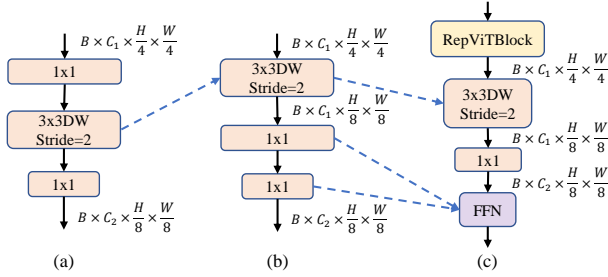


Figure 6. (a) is the original downsampling layer in the MobileNetV3-L block. It changes to (b) after adopting the RepViT block design. In (c), feature map resolution and channel dimensionality are modulated through the separate use of depthwise convolution and 1x1 convolution, respectively. The resulting downsampling layer is deepened through the incorporation of a RepViT block at the front and a FFN at the back, enhancing its overall architecture. The nonlinearity is omitted for simplicity

pling layer, to alleviate the information loss on the spatial dimension. This step brings the top-1 accuracy to 75.4% with a latency of 0.96ms.

We will now leverage the deeper downsampling layer.

Simple classifier. In lightweight ViTs [15, 26, 35], the classifier generally consists of a global average pooling layer followed by a linear layer. The classifier involves processing feature maps with the highest number of channels, and such a simple classifier is thus friendly to the latency, especially for mobile devices. In contrast, MobileNetV3-L adopts a more complex classifier, which employ one extra 1x1 convolution and one extra linear layer to expand the features to a higher-dimensional space to give the network a stronger fitting ability [6], as shown in Figure 7.(a). The incorporation of additional layers in the classifier of the original MobileNetV3-L is crucial for generating rich predictive features [19], particularly given the small output channel in the final stage. However, they in turn result in a latency bottleneck for mobile devices. Due to that the final stage now has more channels in Section 3.2, we thus replace it with a simple classifier, *i.e.*, a global average pooling layer and a linear layer, as shown in Figure 7.(b). This step reduces the latency to 0.77ms with a top-1 accuracy of 74.8%.

We will now employ the simple classifier.

Overall stage ratio. Stage ratio represents the ratio of the number of blocks in different stages, thereby indicating the distribution of computation across the stages. Previous works [40, 41] have shown that the utilization of more blocks in the third stage confers a favorable balance between the accuracy and speed, which is generally adopted by lightweight ViTs. For example, EfficientFormer-L2 [26] employ a stage ratio of 1:1:3:1.5. Meanwhile,

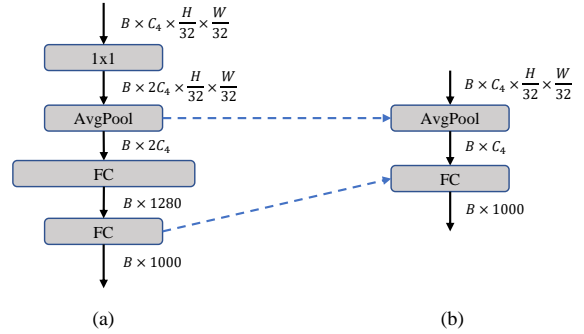


Figure 7. (a) is the original classifier in the MobileNetV3-L block. In (b), we adopt a global average pooling layer and a full connected linear as the classifier. The nonlinearity is omitted for simplicity

Conv2Former [18] shows that a more aggressive stage ratio and a deeper layout perform better for small models. They thus adopt the stage ratio of 1:1:4:1 and 1:1:8:1 for Conv2Former-T and Conv2Former-S, respectively. The original stage ratio of MobileNetV3-L is 1:2:5:2. Therefore, we follow [18] to employ a more optimal stage ratio of 1:1:7:1 for the network. We then increase the network depth to 2:2:14:2, achieving a deeper layout [18, 23]. This step increases the top-1 accuracy to 76.9% with a latency of 1.02ms.

We will use this stage ratio.

3.4. Micro design

In this part, We optimize the network with a focus on its micro-architecture for mobile devices, including kernel size selection and squeeze-and-excitation (SE) layer optimal placement.

Kernel size selection. The performance and latency of CNNs are often impacted by the size of the convolution kernel. For example, to model long-range dependencies like MHSA, ConvNeXt [32] employs large kernel-sized convolutions and demonstrates a significant performance gain. Similarly, RepLKNet [10] shows a powerful paradigm that utilizes super large convolution kernels in CNNs. However, large kernel-sized convolution is not friendly for mobile devices, due to its computation complexity and memory access costs. Additionally, compared to 3x3 convolutions, larger convolution kernels are typically not highly optimized by compilers and computing libraries [11]. MobileNetV3-L primarily utilizes 3x3 convolutions, with a small number of 5x5 convolutions employed in certain blocks. We thus replace them with 3x3 convolutions, resulting in a latency reduction to 1.00ms while maintaining top-1 accuracy at 76.9%.

*We will now use 3*3 convolutions.*

Table 1. **Classification performance on ImgeNet-1K.** Following [26], latency is measured on iPhone 12 with models compiled by Core ML Tools. Similar to [15,29], throughput is tested on a Nvidia RTX3090 GPU with maximum power-of-two batchsize that fits in memory.

Model	Type	Params (M)	GMACs	Latency ↓ (ms)	Throughput ↑ (im/s)	Epochs	Top-1(%)
MobileNetV2×1.0 [43]	CONV	3.5	0.3	0.9	6550	300	71.8
MobileViT-XS [35]	Hybrid	2.3	0.7	7.3	2303	300	74.8
EdgeViT-XXS [38]	Hybrid	4.1	0.6	2.4	3719	300	74.4
MobileOne-S1 [50]	CONV	4.8	0.8	0.9	4660	300	75.9
FastViT-T8 [49]	Hybrid	3.6	0.7	1.4	3810	300	76.7
MobileViG-Ti [37]	CNN-GNN	5.2	0.7	1.0	4337	300	75.7
EfficientFormerV2-S0 [24]	Hybrid	3.5	0.4	0.9	1274	300	75.7
RepViT-M1	CONV	5.1	0.8	0.9	4817	300	78.5
MobileNetV2×1.4 [43]	CONV	6.1	0.6	1.2	4369	300	74.7
EfficientNet-B0 [46]	CONV	5.3	0.4	1.4	4608	350	77.1
DeiT-T [48]	Attention	5.9	1.2	9.2	3470	300	74.5
EdgeViT-XS [38]	Hybrid	6.7	1.1	3.6	2773	300	77.5
MobileOne-S2 [50]	CONV	7.8	1.3	1.1	3642	300	77.4
FastViT-T12 [49]	Hybrid	6.8	1.4	2.0	2540	300	80.3
MobileViG-S [37]	CNN-GNN	7.2	1.0	1.2	2985	300	78.2
EfficientFormerV2-S1 [24]	Hybrid	6.1	0.7	1.1	1153	300	79.0
RepViT-M2	CONV	8.2	1.3	1.1	3604	300	80.6
EfficientNet-B3 [46]	CONV	12.0	1.8	5.3	1194	350	81.6
PoolFormer-s12 [58]	Pool	12.0	2.0	1.5	2860	300	77.2
DeiT-S [48]	Attention	22.5	4.5	11.8	1419	300	81.2
PVT-Small [52]	Attention	24.5	3.8	24.4	1165	300	79.8
LeViT-192 [15]	Hybrid	10.9	0.7	29.6	6289	1000	80.0
MobileFormer-508M [3]	Hybrid	14.0	0.5	6.6	2974	450	79.3
UniNet-B1 [28]	Hybrid	11.5	1.1	2.2	2175	300	80.8
EdgeViT-S [38]	Hybrid	11.1	1.9	4.6	1834	300	81.0
MobileOne-S3 [50]	CONV	10.1	1.9	1.3	2861	300	78.1
MobileOne-S4 [50]	CONV	14.8	3.0	1.6	1822	300	79.4
FastViT-S12 [49]	Hybrid	8.8	1.8	2.2	2271	300	80.9
MobileViG-M [37]	CNN-GNN	14.0	1.5	1.6	2491	300	80.6
EfficientFormer-L1 [26]	Hybrid	12.3	1.3	1.4	3360	300	79.2
EfficientFormerV2-S2 [24]	Hybrid	12.6	1.3	1.6	611	300	81.6
RepViT-M3	CONV	10.1	1.9	1.3	2495	300	81.4

Squeeze-and-excitation layer placement. One advantage of self-attention module compared to convolution is the ability to adapt weights according to input, known as the data-driven attribute [22, 54]. As a channel wise attention module, SE layers [21] can compensate for the limitation of convolutions in lacking data-driven attributes, bringing better performance [61]. MobileNetV3-L incorporates SE layers in certain blocks, with a primary focus on the latter two stages. However, as shown in [42], the stages with low-resolution maps get a smaller accuracy benefit from the global average pooling operation that SE provides, compared with stages with higher resolution maps. Meanwhile, along with performance gains, SE layers also introduce non-negligible computational costs. Therefore, we design a strategy to utilize SE layers in a cross-block manner for all stages, to maximizes the accuracy benefit with a minimal latency increment, as shown in Figure 3. This step brings the top-1 accuracy to 77.4% with a latency of 0.87ms.

We will now use this cross-block SE layer placement. This brings our final model, namely RepViT.

3.5. Network architecture

Figure 3 shows the overall architecture of RepViT. Following [26, 35], we develop multiple RepViT variants, namely RepViT-M1/M2/M3. RepViT-M1 is the outcome of the “modernizing” process applied to MobileNetV3-L. The different variants are distinguished by the number of channels and the number of blocks within each stage. Appendix A provides the architecture details of RepViTs.

4. Experiments

We implement RepViT based on PyTorch [39] and Timm library [53]. Following [24, 26, 36, 50], we export the model using Core ML Tools and measure its latency on iPhone 12 with iOS 16 by the Xcode performance tool. In addition, we provide throughput analysis on Nvidia RTX3090 GPU. We

Table 2. **Object detection & instance segmentation** results on MS COCO 2017 with the Mask RCNN framework. **Semantic segmentation** results on ADE20K by integrating models into Semantic FPN. Backbone latencies are measured with image crops of 512x512 on iPhone 12 by Core ML Tools.

Backbone	Latency (ms)	Detection & Instance Segmentation						Semantic
		AP ^{box}	AP ₅₀ ^{box}	AP ₇₅ ^{box}	AP ^{mask}	AP ₅₀ ^{mask}	AP ₇₅ ^{mask}	mIoU
ResNet18 [17]	4.4	34.0	54.0	36.7	31.2	51.0	32.7	32.9
PoolFormer-S12 [58]	7.5	37.3	59.0	40.1	34.6	55.8	36.9	37.2
EfficientFormer-L1 [26]	5.4	37.9	60.3	41.0	35.4	57.3	37.3	38.9
RepViT-M2	4.9	39.8	61.9	43.5	37.2	58.8	40.1	40.6
ResNet50 [17]	9.8	38.0	58.6	41.4	34.4	55.1	36.7	36.7
PoolFormer-S24 [58]	12.3	40.1	62.2	43.4	37.0	59.1	39.6	40.3
PVT-Small [52]	53.7	40.4	62.9	43.8	37.8	60.1	40.3	39.8
EfficientFormer-L3 [26]	12.4	41.4	63.9	44.7	38.1	61.0	40.4	43.5
RepViT-M3	5.9	41.1	63.1	45.0	38.3	60.4	41.0	42.8

follow [29] to measure the throughput with the maximum power-of-two batchsize that fits in memory.

4.1. Image Classification

We conduct image classification experiments on ImageNet, using a standard image size of 224×224 for both training and testing. All models are trained from scratch for 300 epochs using the same training recipe as [24, 26, 29, 37], with an AdamW optimizer and a cosine learning rate scheduler. The initial learning rate is set to 10e-3, and the minimum learning rate is set to 10e-5. The total batch size is set to 2048, and the weight decay is set to 2.5x10e-2. The ResNetY-16GF model with a top-1 accuracy of 82.9% is employed as the teacher model for distillation. For data augmentation, we utilized Mixup, auto-augmentation, and random erasing.

As shown in Table 1, RepViT consistently achieves state-of-the-art performance across various model sizes. Compared with widely used lightweight CNNs, RepViT generally achieves a better trade-off between accuracy and latency. For example, RepViT-M1 outperforms MobileNetV2x1.0 with a 6.7% top-1 accuracy under the same latency. It also surpasses MobileOne-S1 with a 2.6% higher top-1 accuracy. In addition, for larger models, RepViT-M3 runs more 4× faster than EfficientNet-B3 with a comparable accuracy. Compared with conventional ViTs, RepViT demonstrates the significant advantage of lightweight CNNs in terms of latency. For example, compared with DeiT-S, RepViT-M3 achieves a higher accuracy (81.4% vs. 81.2%) with a 9× faster speed. Compared with lightweight ViTs, RepViT also shows favorable accuracy and latency. With a comparable or lower latency, RepViT-M1 and RepViT-M3 significantly outperforms EfficientFormerV2-S0 and EfficientFormer-L1 by 2.8% and 2.2% top-1 accuracy, respectively. These experimental results well demonstrate that *pure lightweight CNNs can outperform existing state-of-the-art lightweight ViTs on*

mobile devices by incorporating the efficient architectural designs.

4.2. Object Detection and Instance Segmentation

We evaluate RepViT on object detection and instance segmentation tasks to verify its transfer ability. Following [24, 26, 37], we integrate RepViT as a backbone in the Mask-RCNN framework and conduct experiments on MS COCO 2017 dataset. We initialize the model with pre-trained ImageNet-1k weights. We adopt AdamW optimizer with an initial learning rate of 2e-4 and train the model for 12 epochs with a standard resolution (1333×800). The backbone latency is measured with image crops of 512x512 on iPhone 12 with iOS 16.

As seen in Table 2, RepViT consistently outperforms CNN and ViT models in terms of latency, AP^{box} and AP^{mask}, under similar model size. Specifically, RepViT-M2 outperform EfficientFormer-L1 backbone by 1.9 AP^{box} and 1.8 AP^{mask}. For a larger model size, RepViT-M3 surpasses PoolFormer-S24 with 1.0 AP^{box} and 1.3 AP^{mask} with a more 2× faster speed. Compared with EfficientFormer-L3, it achieves comparable AP^{box} and AP^{mask} with a significant lower latency, highlighting the substantial advantage of lightweight CNNs in terms of latency for high-resolution vision tasks. These results well demonstrate the superiority of RepViT in transferring to downstream vision tasks.

4.3. Semantic Segmentation.

We conduct experiments on ADE20K to further verify the performance of RepViT on the semantic segmentation task. Following [24, 26], we integrate RepViT as a backbone in the Semantic FPN framework. We initialize the backbones with pretrained weights on ImageNet-1K. We train the models on ADE20K for 40K iterations with a batch size of 32. We adopt AdamW optimizer, and employ a poly learning rate schedule with power 0.9. The initial learning

rate is set to 2×10^{-4} . We employ the standard resolution (512×512) for training and report the single scale testing results on the validation set.

As shown in Table 2, RepViT consistently show favorable mIoU-latency trade-off on two model sizes. For example, RepViT-M3 outperforms ResNet50 by 6.1 mIoU with a more $1.6 \times$ faster speed. RepViT-M2 achieves a 3.4 higher mIoU compared with PoolFormer-S12, along with a reduction in latency by one-third. In comparison to EfficientFormer-L1, RepViT-M2 and RepViT-M3 demonstrate a respective increase of 1.7 and 3.9 in mIoU while exhibiting comparable latency. These results show the efficacy of RepViT as a general vision backbone.

5. Conclusion

In this paper, we revisit the efficient design of lightweight CNNs by incorporating the architectural choices of lightweight ViTs. This ends up with RepViT, a new family of lightweight CNNs for resource-constrained mobile devices. RepViT outperforms existing state-of-the-art lightweight ViTs and CNNs on various vision tasks, showing favorable performance and latency. It highlights the potential of pure lightweight CNNs for mobile devices. We hope that RepViT can serve as a strong baseline and inspire further research into lightweight models.

References

- [1] Core ml tools. <https://github.com/apple/coremltools>, 2021. 3
- [2] Nicolas Carion, Francisco Massa, Gabriel Synnaeve, Nicolas Usunier, Alexander Kirillov, and Sergey Zagoruyko. End-to-end object detection with transformers. In *European conference on computer vision*, pages 213–229. Springer, 2020. 1
- [3] Yinpeng Chen, Xiyang Dai, Dongdong Chen, Mengchen Liu, Xiaoyi Dong, Lu Yuan, and Zicheng Liu. Mobileformer: Bridging mobilenet and transformer. In *Proceedings of the IEEE/CVF Conference on Computer Vision and Pattern Recognition*, pages 5270–5279, 2022. 1, 2, 3, 7
- [4] Bowen Cheng, Ishan Misra, Alexander G Schwing, Alexander Kirillov, and Rohit Girdhar. Masked-attention mask transformer for universal image segmentation. In *Proceedings of the IEEE/CVF conference on computer vision and pattern recognition*, pages 1290–1299, 2022. 1
- [5] Ekin D Cubuk, Barret Zoph, Dandelion Mane, Vijay Vasudevan, and Quoc V Le. Autoaugment: Learning augmentation strategies from data. In *Proceedings of the IEEE/CVF conference on computer vision and pattern recognition*, pages 113–123, 2019. 3
- [6] Cheng Cui, Tingquan Gao, Shengyu Wei, Yuning Du, Ruoyu Guo, Shuolong Dong, Bin Lu, Ying Zhou, Xueming Lv, Qiwen Liu, et al. Pp-lcnet: A lightweight cpu convolutional neural network. *arXiv preprint arXiv:2109.15099*, 2021. 6
- [7] Zihang Dai, Hanxiao Liu, Quoc V Le, and Mingxing Tan. Coatnet: Marrying convolution and attention for all data sizes. *Advances in neural information processing systems*, 34:3965–3977, 2021. 2
- [8] Mostafa Dehghani, Josip Djolonga, Basil Mustafa, Piotr Padlewski, Jonathan Heck, Justin Gilmer, Andreas Peter Steiner, Mathilde Caron, Robert Geirhos, Ibrahim Alabdulmohsin, et al. Scaling vision transformers to 22 billion parameters. In *International Conference on Machine Learning*, pages 7480–7512. PMLR, 2023. 1
- [9] Jia Deng, Wei Dong, Richard Socher, Li-Jia Li, Kai Li, and Li Fei-Fei. Imagenet: A large-scale hierarchical image database. In *2009 IEEE conference on computer vision and pattern recognition*, pages 248–255. Ieee, 2009. 2
- [10] Xiaohan Ding, Xiangyu Zhang, Jungong Han, and Guiguang Ding. Scaling up your kernels to 31×31 : Revisiting large kernel design in cnns. In *Proceedings of the IEEE/CVF conference on computer vision and pattern recognition*, pages 11963–11975, 2022. 6
- [11] Xiaohan Ding, Xiangyu Zhang, Ningning Ma, Jungong Han, Guiguang Ding, and Jian Sun. Repvgg: Making vgg-style convnets great again. In *Proceedings of the IEEE/CVF conference on computer vision and pattern recognition*, pages 13733–13742, 2021. 1, 2, 4, 6
- [12] Xiaoyi Dong, Jianmin Bao, Dongdong Chen, Weiming Zhang, Nenghai Yu, Lu Yuan, Dong Chen, and Baining Guo. Cswin transformer: A general vision transformer backbone with cross-shaped windows. In *Proceedings of the IEEE/CVF Conference on Computer Vision and Pattern Recognition*, pages 12124–12134, 2022. 2
- [13] Alexey Dosovitskiy, Lucas Beyer, Alexander Kolesnikov, Dirk Weissenborn, Xiaohua Zhai, Thomas Unterthiner, Mostafa Dehghani, Matthias Minderer, Georg Heigold, Sylvain Gelly, et al. An image is worth 16×16 words: Transformers for image recognition at scale. *arXiv preprint arXiv:2010.11929*, 2020. 1, 2, 5
- [14] Patrick Esser, Robin Rombach, and Bjorn Ommer. Taming transformers for high-resolution image synthesis. In *Proceedings of the IEEE/CVF conference on computer vision and pattern recognition*, pages 12873–12883, 2021. 2
- [15] Benjamin Graham, Alaaeldin El-Nouby, Hugo Touvron, Pierre Stock, Armand Joulin, Hervé Jégou, and Matthijs Douze. Levit: a vision transformer in convnet’s clothing for faster inference. In *Proceedings of the IEEE/CVF international conference on computer vision*, pages 12259–12269, 2021. 5, 6, 7
- [16] Jianyuan Guo, Kai Han, Han Wu, Yehui Tang, Xinghao Chen, Yunhe Wang, and Chang Xu. Cmt: Convolutional neural networks meet vision transformers. In *Proceedings of the IEEE/CVF Conference on Computer Vision and Pattern Recognition*, pages 12175–12185, 2022. 2
- [17] Kaiming He, Xiangyu Zhang, Shaoqing Ren, and Jian Sun. Deep residual learning for image recognition. In *Proceedings of the IEEE conference on computer vision and pattern recognition*, pages 770–778, 2016. 5, 8
- [18] Qibin Hou, Cheng-Ze Lu, Ming-Ming Cheng, and Jiashi Feng. Conv2former: A simple transformer-style convnet for visual recognition. *arXiv preprint arXiv:2211.11943*, 2022. 6

- [19] Andrew Howard, Mark Sandler, Grace Chu, Liang-Chieh Chen, Bo Chen, Mingxing Tan, Weijun Wang, Yukun Zhu, Ruoming Pang, Vijay Vasudevan, et al. Searching for mobilenetv3. In *Proceedings of the IEEE/CVF international conference on computer vision*, pages 1314–1324, 2019. 1, 2, 6
- [20] Andrew G Howard, Menglong Zhu, Bo Chen, Dmitry Kalenichenko, Weijun Wang, Tobias Weyand, Marco Andreetto, and Hartwig Adam. Mobilenets: Efficient convolutional neural networks for mobile vision applications. *arXiv preprint arXiv:1704.04861*, 2017. 1, 2
- [21] Jie Hu, Li Shen, and Gang Sun. Squeeze-and-excitation networks. In *Proceedings of the IEEE conference on computer vision and pattern recognition*, pages 7132–7141, 2018. 3, 7
- [22] Max Jaderberg, Karen Simonyan, Andrew Zisserman, et al. Spatial transformer networks. *Advances in neural information processing systems*, 28, 2015. 7
- [23] Zi-Hang Jiang, Qibin Hou, Li Yuan, Daquan Zhou, Yujun Shi, Xiaojie Jin, Anran Wang, and Jiashi Feng. All tokens matter: Token labeling for training better vision transformers. *Advances in neural information processing systems*, 34:18590–18602, 2021. 5, 6
- [24] Yanyu Li, Ju Hu, Yang Wen, Georgios Evangelidis, Kamyar Salahi, Yanzhi Wang, Sergey Tulyakov, and Jian Ren. Rethinking vision transformers for mobilenet size and speed. *arXiv preprint arXiv:2212.08059*, 2022. 2, 3, 5, 7, 8
- [25] Y Li, CY Wu, H Fan, K Mangalam, B Xiong, J Malik, and C Feichtenhofer. Improved multiscale vision transformers for classification and detection. arxiv 2021. *arXiv preprint arXiv:2112.01526*. 1
- [26] Yanyu Li, Geng Yuan, Yang Wen, Ju Hu, Georgios Evangelidis, Sergey Tulyakov, Yanzhi Wang, and Jian Ren. Efficientformer: Vision transformers at mobilenet speed. *Advances in Neural Information Processing Systems*, 35:12934–12949, 2022. 1, 2, 3, 5, 6, 7, 8
- [27] Tsung-Yi Lin, Michael Maire, Serge Belongie, James Hays, Pietro Perona, Deva Ramanan, Piotr Dollár, and C Lawrence Zitnick. Microsoft coco: Common objects in context. In *Computer Vision—ECCV 2014: 13th European Conference, Zurich, Switzerland, September 6–12, 2014, Proceedings, Part V 13*, pages 740–755. Springer, 2014. 2
- [28] Jihao Liu, Xin Huang, Guanglu Song, Hongsheng Li, and Yu Liu. Uninet: Unified architecture search with convolution, transformer, and mlp. In *European Conference on Computer Vision*, pages 33–49. Springer, 2022. 7
- [29] Xinyu Liu, Houwen Peng, Ningxin Zheng, Yuqing Yang, Han Hu, and Yixuan Yuan. Efficientvit: Memory efficient vision transformer with cascaded group attention. In *Proceedings of the IEEE/CVF Conference on Computer Vision and Pattern Recognition*, pages 14420–14430, 2023. 2, 5, 7, 8
- [30] Ze Liu, Han Hu, Yutong Lin, Zhuliang Yao, Zhenda Xie, Yixuan Wei, Jia Ning, Yue Cao, Zheng Zhang, Li Dong, et al. Swin transformer v2: Scaling up capacity and resolution. In *Proceedings of the IEEE/CVF conference on computer vision and pattern recognition*, pages 12009–12019, 2022. 1
- [31] Ze Liu, Yutong Lin, Yue Cao, Han Hu, Yixuan Wei, Zheng Zhang, Stephen Lin, and Baining Guo. Swin transformer: Hierarchical vision transformer using shifted windows. In *Proceedings of the IEEE/CVF international conference on computer vision*, pages 10012–10022, 2021. 1, 2, 5
- [32] Zhuang Liu, Hanzi Mao, Chao-Yuan Wu, Christoph Feichtenhofer, Trevor Darrell, and Saining Xie. A convnet for the 2020s. In *Proceedings of the IEEE/CVF conference on computer vision and pattern recognition*, pages 11976–11986, 2022. 2, 5, 6
- [33] Ilya Loshchilov and Frank Hutter. Decoupled weight decay regularization. *arXiv preprint arXiv:1711.05101*, 2017. 3
- [34] Ningning Ma, Xiangyu Zhang, Hai-Tao Zheng, and Jian Sun. Shufflenet v2: Practical guidelines for efficient cnn architecture design. In *Proceedings of the European conference on computer vision (ECCV)*, pages 116–131, 2018. 1, 2
- [35] Sachin Mehta and Mohammad Rastegari. Mobilevit: light-weight, general-purpose, and mobile-friendly vision transformer. *arXiv preprint arXiv:2110.02178*, 2021. 1, 2, 3, 6, 7
- [36] Sachin Mehta and Mohammad Rastegari. Separable self-attention for mobile vision transformers. *arXiv preprint arXiv:2206.02680*, 2022. 2, 3, 7
- [37] Mustafa Munir, William Avery, and Radu Marculescu. Mobilevig: Graph-based sparse attention for mobile vision applications. In *Proceedings of the IEEE/CVF Conference on Computer Vision and Pattern Recognition*, pages 2210–2218, 2023. 7, 8
- [38] Junting Pan, Adrian Bulat, Fuwen Tan, Xiatian Zhu, Lukasz Dudziak, Hongsheng Li, Georgios Tzimiropoulos, and Brais Martinez. Edgevits: Competing light-weight cnns on mobile devices with vision transformers. In *European Conference on Computer Vision*, pages 294–311. Springer, 2022. 2, 3, 7
- [39] Adam Paszke, Sam Gross, Francisco Massa, Adam Lerer, James Bradbury, Gregory Chanan, Trevor Killeen, Zeming Lin, Natalia Gimelshein, Luca Antiga, et al. Pytorch: An imperative style, high-performance deep learning library. *Advances in neural information processing systems*, 32, 2019. 7
- [40] Ilija Radosavovic, Justin Johnson, Saining Xie, Wan-Yen Lo, and Piotr Dollár. On network design spaces for visual recognition. In *Proceedings of the IEEE/CVF international conference on computer vision*, pages 1882–1890, 2019. 6
- [41] Ilija Radosavovic, Raj Prateek Kosaraju, Ross Girshick, Kaiming He, and Piotr Dollár. Designing network design spaces. In *Proceedings of the IEEE/CVF conference on computer vision and pattern recognition*, pages 10428–10436, 2020. 3, 6
- [42] Tal Ridnik, Hussam Lawen, Asaf Noy, Emanuel Ben Baruch, Gilad Sharir, and Itamar Friedman. Tresnet: High performance gpu-dedicated architecture. In *proceedings of the IEEE/CVF winter conference on applications of computer vision*, pages 1400–1409, 2021. 7
- [43] Mark Sandler, Andrew Howard, Menglong Zhu, Andrey Zhmoginov, and Liang-Chieh Chen. Mobilenetv2: Inverted residuals and linear bottlenecks. In *Proceedings of the IEEE conference on computer vision and pattern recognition*, pages 4510–4520, 2018. 1, 2, 7

- [44] Christian Szegedy, Vincent Vanhoucke, Sergey Ioffe, Jon Shlens, and Zbigniew Wojna. Rethinking the inception architecture for computer vision. In *Proceedings of the IEEE conference on computer vision and pattern recognition*, pages 2818–2826, 2016. [3](#)
- [45] Mingxing Tan, Bo Chen, Ruoming Pang, Vijay Vasudevan, Mark Sandler, Andrew Howard, and Quoc V Le. Mnasnet: Platform-aware neural architecture search for mobile. In *Proceedings of the IEEE/CVF conference on computer vision and pattern recognition*, pages 2820–2828, 2019. [2](#)
- [46] Mingxing Tan and Quoc Le. Efficientnet: Rethinking model scaling for convolutional neural networks. In *International conference on machine learning*, pages 6105–6114. PMLR, 2019. [3](#), [7](#)
- [47] Mingxing Tan and Quoc V Le. Mixconv: Mixed depthwise convolutional kernels. *arXiv preprint arXiv:1907.09595*, 2019. [2](#)
- [48] Hugo Touvron, Matthieu Cord, Matthijs Douze, Francisco Massa, Alexandre Sablayrolles, and Hervé Jégou. Training data-efficient image transformers & distillation through attention. In *International conference on machine learning*, pages 10347–10357. PMLR, 2021. [2](#), [7](#)
- [49] Pavan Kumar Anasosalu Vasu, James Gabriel, Jeff Zhu, Oncel Tuzel, and Anurag Ranjan. Fastvit: A fast hybrid vision transformer using structural reparameterization. *arXiv preprint arXiv:2303.14189*, 2023. [2](#), [7](#)
- [50] Pavan Kumar Anasosalu Vasu, James Gabriel, Jeff Zhu, Oncel Tuzel, and Anurag Ranjan. Mobileone: An improved one millisecond mobile backbone. In *Proceedings of the IEEE/CVF Conference on Computer Vision and Pattern Recognition*, pages 7907–7917, 2023. [2](#), [3](#), [7](#)
- [51] Shakti N Wadekar and Abhishek Chaurasia. Mobilevitv3: Mobile-friendly vision transformer with simple and effective fusion of local, global and input features. *arXiv preprint arXiv:2209.15159*, 2022. [2](#)
- [52] Wenhai Wang, Enze Xie, Xiang Li, Deng-Ping Fan, Kaitao Song, Ding Liang, Tong Lu, Ping Luo, and Ling Shao. Pyramid vision transformer: A versatile backbone for dense prediction without convolutions. In *Proceedings of the IEEE/CVF international conference on computer vision*, pages 568–578, 2021. [1](#), [2](#), [5](#), [7](#), [8](#)
- [53] Ross Wightman. Pytorch image models. <https://github.com/rwightman/pytorch-image-models>, 2019. [7](#)
- [54] Sanghyun Woo, Jongchan Park, Joon-Young Lee, and In So Kweon. Cbam: Convolutional block attention module. In *Proceedings of the European conference on computer vision (ECCV)*, pages 3–19, 2018. [7](#)
- [55] Tete Xiao, Mannat Singh, Eric Mintun, Trevor Darrell, Piotr Dollár, and Ross Girshick. Early convolutions help transformers see better. *Advances in neural information processing systems*, 34:30392–30400, 2021. [5](#)
- [56] Enze Xie, Wenhai Wang, Zhiding Yu, Anima Anandkumar, Jose M Alvarez, and Ping Luo. Segformer: Simple and efficient design for semantic segmentation with transformers. *Advances in Neural Information Processing Systems*, 34:12077–12090, 2021. [1](#)
- [57] Huanrui Yang, Hongxu Yin, Pavlo Molchanov, Hai Li, and Jan Kautz. Nvit: Vision transformer compression and parameter redistribution. 2021. [5](#)
- [58] Weihao Yu, Mi Luo, Pan Zhou, Chenyang Si, Yichen Zhou, Xinchao Wang, Jiashi Feng, and Shuicheng Yan. Metaformer is actually what you need for vision. In *Proceedings of the IEEE/CVF conference on computer vision and pattern recognition*, pages 10819–10829, 2022. [2](#), [3](#), [7](#), [8](#)
- [59] Weihao Yu, Chenyang Si, Pan Zhou, Mi Luo, Yichen Zhou, Jiashi Feng, Shuicheng Yan, and Xinchao Wang. Metaformer baselines for vision. *arXiv preprint arXiv:2210.13452*, 2022. [3](#)
- [60] Hongyi Zhang, Moustapha Cisse, Yann N Dauphin, and David Lopez-Paz. mixup: Beyond empirical risk minimization. *arXiv preprint arXiv:1710.09412*, 2017. [3](#)
- [61] Haokui Zhang, Wenze Hu, and Xiaoyu Wang. Parc-net: Position aware circular convolution with merits from convnets and transformer. In *European Conference on Computer Vision*, pages 613–630. Springer, 2022. [7](#)
- [62] Wenqiang Zhang, Zilong Huang, Guozhong Luo, Tao Chen, Xinggang Wang, Wenyu Liu, Gang Yu, and Chunhua Shen. Topformer: Token pyramid transformer for mobile semantic segmentation. In *Proceedings of the IEEE/CVF Conference on Computer Vision and Pattern Recognition*, pages 12083–12093, 2022. [2](#)
- [63] Xiangyu Zhang, Xinyu Zhou, Mengxiao Lin, and Jian Sun. Shufflenet: An extremely efficient convolutional neural network for mobile devices. In *Proceedings of the IEEE conference on computer vision and pattern recognition*, pages 6848–6856, 2018. [1](#), [2](#)
- [64] Chuanyang Zheng, Kai Zhang, Zhi Yang, Wenming Tan, Jun Xiao, Ye Ren, Shiliang Pu, et al. Savit: Structure-aware vision transformer pruning via collaborative optimization. *Advances in Neural Information Processing Systems*, 35:9010–9023, 2022. [5](#)
- [65] Zhun Zhong, Liang Zheng, Guoliang Kang, Shaozi Li, and Yi Yang. Random erasing data augmentation. In *Proceedings of the AAAI conference on artificial intelligence*, volume 34, pages 13001–13008, 2020. [3](#)
- [66] Bolei Zhou, Hang Zhao, Xavier Puig, Sanja Fidler, Adela Barriuso, and Antonio Torralba. Scene parsing through ade20k dataset. In *Proceedings of the IEEE conference on computer vision and pattern recognition*, pages 633–641, 2017. [2](#)
- [67] Lei Zhu, Xinjiang Wang, Zhanghan Ke, Wayne Zhang, and Rynson WH Lau. Biformer: Vision transformer with bi-level routing attention. In *Proceedings of the IEEE/CVF Conference on Computer Vision and Pattern Recognition*, pages 10323–10333, 2023. [2](#)

A. Architecture of RepViTs

Table 3 provides the architecture details of RepViT variants.

Table 3. Architecture details of RepViT variants.

Stage	Resolution	Config	RepViT		
			M1	M2	M3
stem	$\frac{H}{2} \times \frac{W}{2}$	channels	24	32	32
	$\frac{H}{4} \times \frac{W}{4}$	channels	48	64	64
1	$\frac{H}{4} \times \frac{W}{4}$	channels	48	64	64
		blocks	2	2	4
2	$\frac{H}{4} \times \frac{W}{4}$	channels	96	128	128
		blocks	2	2	4
3	$\frac{H}{4} \times \frac{W}{4}$	channels	192	256	256
		blocks	14	12	18
4	$\frac{H}{4} \times \frac{W}{4}$	channels	384	512	512
		blocks	2	2	2