

Face-PAST: Facial Pose Awareness and Style Transfer Networks

Sunder Ali Khowaja^{1*}, Ghulam Mujtaba^{2†}, Jiseok Yoon^{3†},
Ik Hyun Lee^{3,4†}

^{1*}Faculty of Engineering and Technology, University of Sindh,
Jamshoro, 76080, Sindh, Pakistan.

²Department of Computer Science, West Virginia University,
Morgantown, 26506, West Virginia, United States of America.

³IKLab Inc., Siheung-Si, 15073, Gyeonggi-do, Republic of Korea.

⁴Department of Mechatronics, Tech University of Korea, Siheung-Si,
15073, Gyeonggi-do, Republic of Korea.

*Corresponding author(s). E-mail(s): sandar.ali@usindh.edu.pk;

Contributing authors: gmujtaba@ieee.org; iklab.cto@gmail.com;
ihlee@tukorea.ac.kr;

[†]These authors contributed equally to this work.

Abstract

Facial style transfer has been quite popular among researchers due to the rise of emerging technologies such as eXtended Reality (XR), Metaverse, and Non-Fungible Tokens (NFTs). Furthermore, StyleGAN methods along with transfer-learning strategies have reduced the problem of limited data to some extent. However, most of the StyleGAN methods overfit the styles while adding artifacts to facial images. In this paper, we propose a facial pose awareness and style transfer (Face-PAST) network that preserves facial details and structures while generating high-quality stylized images. Dual StyleGAN inspires our work, but in contrast, our work uses a pre-trained style generation network in an external style pass with a residual modulation block instead of a transform coding block. Furthermore, we use the gated mapping unit and facial structure, identity, and segmentation losses to preserve the facial structure and details. This enables us to train the network with a very limited amount of data while generating high-quality stylized images. Our training process adapts curriculum learning strategy to perform efficient and flexible style mixing in the generative space. We perform

extensive experiments to show the superiority of Face-PAST in comparison to existing state-of-the-art methods.

Keywords: StyleGAN, Image2Image Translation, GANs, Face Style Transfer, Style Transfer Networks

1 Introduction

Facial style transfer is an art form that is extensively used in a wide variety of applications including social media filters, virtual character creation, animation production, advertising, non-fungible tokens (NFTs), and the Metaverse. Many artists in the past have endeavored to create exaggerated or simplified replicas of real-world figures, either in cartoon, anime, or arcane styles. Usually, it takes intensive professional skills and laborious efforts to recreate real-world people in the aforementioned styles for artists. The advent of generative adversarial networks (GANs) has caused a paradigm shift in skill acquisition and artistic media creation through facial style transmission.

From a macro perspective, the field of facial style transfer belongs to the category of image-to-image translation. GANs have been extensively used for such translation tasks, especially for image-to-anime or other style conversion [1]. Generally, facial style transfer techniques can be categorized into portrait [2–4] and scene [1, 5, 6]-based style transfer methods, which have been applied and realized in various applications. The former is best suited for producing caricature [2, 7] and manga [3, 4] inspired facial style images. The latter learns a transformation from photo to cartoon or any other style by leveraging pre-extracted representations and specialized losses. Both techniques rely heavily on induced facial landmarks and decomposed facial components, making the aforementioned methods unsuitable for applications centered around common scenes.

Another category for facial style transfer is the StyleGAN [8] or unsupervised image-to-image translation [9], which addresses the challenging task of selfie2anime. These methods are required to train for each specific style in order to generate a satisfactory output. Many existing studies only considered using single-style facial transfer and generating a high-quality image. However, when switching to multi-style transfer the methods mostly generate unwanted artifacts with acceptable-quality images. A similar problem is also faced by studies that aim to apply diverse styles, such as combining cartoon, anime, and arcane styles, accordingly [10]. Another problem while performing multiple styles is that they are unable to preserve facial poses, characteristics, and features, accordingly. Misalignment between the facial features of target and source domains causes unwanted artifacts in the facial style transferred output images.

Figure 1 shows a qualitative comparison between some existing works and the proposed Facial Pose Awareness and Style Transfer (Face-PAST) networks. Some of the works completely transform the facial characteristics while compromising the original facial structure. Meanwhile, others retain the facial structure to a certain extent but fail to propagate high-quality and diversified styles. Furthermore, existing works train the network for each style separately to avoid incorporating multiple styles into the




Fig. 1 The work proposes Face-PAST networks that performs high resolution facial style transfer, i.e. 1024×1024 . The existing works either overfit styles onto the faces that do not preserve facial structure and characteristics, such as Resolution Dependent GAN, DualStyleGAN, and Toonify [11], or do not transfer diverse styles such as AnimeGAN and white-box cartoon representations [6]. In addition, studies such as AnimeGAN introduce artifacts into facial images. Aforementioned works can also generate different styles of images along with the proposed work, respectively.

image. One of the seminal works is the multi-style cartoonization [10] that used multiple encoders for different style networks and multiple discriminators for identifying the cartoon style and selecting the appropriate style loss. Another work is the DualStyleGAN [12] proposed the use of an external style pass and a progressive fine-tuning strategy to generate high-quality stylized images.

In this regard, we propose a facial pose awareness and style transfer (Face-PAST) network to introduce an effective multi-style transfer while realizing the control of facial characteristics in images. Inspired by the study DualStyleGAN and multi-style cartoonization, we leverage the hierarchical architecture from StyleGAN to embed multiple styles in fine and coarse-resolution layers via an extrinsic style path. This is done by leveraging the pre-trained AnimeGANv2 [1] networks for embedding diverse styles. The intrinsic style path uses a base style (cartoonization) and residual blocks that retains the facial characteristics. In contrast to the DualStyleGAN, we use the pretrained encoders from existing state-of-the-art stylization networks to produce high-quality images along with gated mapping units to extract the domain-specific features. At times the extrinsic style path alters the behavior of pre-trained networks, which might affect the style transfer as well as the quality of the output image. We show that the use of a pre-trained network not only helps in the non-alteration behavior of the extrinsic style path but also positively affects the fine-tuning of convolutional layers. Furthermore, we maintain the facial details by considering identity, segmentation, and structural losses in the intrinsic style path. The main contributions of this work are as follows:

- We propose Face-PAST for facial style transfer while preserving facial structure details.
- We adapt hierarchical style training such as extrinsic and intrinsic style transfer with pre-trained encoders to generate better results.

- We leverage pre-trained networks to generate diverse yet facial preservation style transfer.
- Extensive quantitative and qualitative comparison has been carried out with current state-of-the-art methods.

The rest of the paper is structured as follows: Section 2 provides a consolidated review for image stylization in the context of proposed study. Section 3 provides working methodology of the proposed work. Section 4 present experimental results to prove the effectiveness of the proposed approach. Section 5 concludes the work while highlighting future directions.

2 Related Works

This section consolidates a brief review of existing works concerning style transfer with GANs, StyleGAN, and image-to-image translation techniques.

2.1 Non-Photorealistic Rendering

The NPR algorithms mainly render 3D shapes to create a cartoon-like effect through cel-shading techniques, however adding cartoon style to existing photos is a much more challenging task [13]. The rendering of 3D shapes to impersonate cartoon-like effect leverage optimization and filtering methods. However, by doing so, a high-level abstraction that exhibits an artistic effect is not achieved. Some studies used supplementary segmentation or add user’s interaction to generate cartoon portraits, respectively [14].

2.2 Style Transfer Networks

The use of style transfer was introduced to overcome the issues associated with non-photorealistic rendering. The traditional style transfer was proposed to generate stylized images using image training pairs. The use of such methods was able to create good results but was limited to a specific style. Researchers then proposed the use of the VGG network [15] for style transfer, which was considered to be good for extracting semantic features. The use of the VGG network also eliminated the issue of using training pairs. The use of neural style transfer was a good idea to start [16], but, when using multiple faces, the style is transferred in a homogeneous manner that fails to produce smooth shading or clear edges. The study [17] used convolutional neural network (CNN) based feature maps and Markov Random Field for local matching to transfer the style. However, the transference yields semantically incorrect output. A deep analogy-based method was proposed in [18] to produce semantically correct output while extracting meaningful correspondences. But it was limited to a single style only and at times yielded ambiguity.

A dedicated CNN was recently used in the study [Chen ref] to classify between the comic and non-comic images to cope with the aforementioned region ambiguity, but it was still limited to a single style. An alternate and popular approach for style transfer has been generative adversarial networks (GANs) [19]. In recent times, several studies have proposed the use of GANs to solve problems concerning pixel-to-pixel image synthesis. At the start, the GANs were considered to be impractical due to

the need for a large set of paired images [20]. This fundamental issue was addressed by the study CycleGAN [21] which proposed a way for image translation while using unpaired images. The works such as GDWCT [22] and UNIT [23] perform similarly to CycleGAN while considering special characteristics like clear edges and high-level abstraction. One of the seminal works on facial style transfer was the cartoonGAN [5] which proposed the use of content loss to preserve facial characteristics while performing the style transfer but again was limited to a single style.

2.3 Image-to-Image Translation

Image-to-image translation is another technique to perform facial style transfer [24, 25]. Such a method relies on the bi-directional mapping between the style domain and the facial image [21]. Some studies use attention mechanisms to find appearance discrepancies between key regions [9], while others use shared discriminator layers to extract features that are common in both domains [26]. The study [27] learns style and content image features to generate caricature-style images through facial deformation and image warping, respectively. The problem with bi-directional mapping is that it requires a long training time and generates low-resolution images [12].

2.4 StyleGAN

Recently, StyleGAN was proposed that was able to generate high-resolution images while performing facial style transfer [8]. Since the inception of StyleGAN, several studies have considered fine-tuning it to generate plausible results with limited data. The study [28] used fine-tuned StyleGAN to generate cartoon faces by extracting latent embedding and fine-tuned the model to perform semantic alignment for toonifying the facial image. Some works extended the toonifying approach by training the model on extremely limited data [29], efficient use of latent code [30], and embedding acceleration [31]. The study [32] introduced the use of exemplar style images instead of features extracted from fine-resolution-layer to generate better facial style transfer images. However, without valid supervision, the model alignment gets weakened, resulting in an efficient color transfer but does not perform well while preserving structural information. Some studies have proposed the use of cascaded StyleGANs, i.e. using the first StyleGAN to extract style codes and the second to generate the stylized image. These studies produce fixed-size images that hinder the generation of dynamic faces [11]. The StyleGAN3 [33] was proposed to solve the problem of unaligned faces, but it still is limited to the fixed-size image. Recently, a study [12] proposed DualStyleGAN that uses an extrinsic style path to overcome the model alignment problem and prior facial destylization. Our work is different from the aforementioned ones, as first, it uses pre-trained encoders to generate base and secondary style images, and second, aims to preserve the facial structures and details. A comparison of the results generated using the proposed work with the existing ones is shown in Figure 1.

$$loss_{adv} = \mathbb{E}_{I \sim p_I} [\log(1 - \mathbb{D}(\mathbb{G}_{tl}(I)))] + \mathbb{E}_{i \sim p_{data}} [\log(\mathbb{D}(i))] \quad (2)$$

The fine-tuning of the StyleGAN module is performed by combining both of the aforementioned losses, i.e. $loss_{isp} = loss_{suc} + loss_{adv}$. However, even with fine-tuning some artifacts are introduced that can affect the facial structure and expressions. In this regard, it is necessary to extract semantic features from the latent space of StyleGAN. The study [34] found the semantic features using a closed-form factorization, such as $\mathbb{G}(I) \triangleq \mathbf{b} + \mathbf{w}I = \mathbf{z}$, where \mathbf{b} and \mathbf{w} are biases and weights, respectively. The same study suggested that the latent codes can be manipulated by using the formulation $\mathbb{G}(I + \sigma y) = \mathbf{z} + \sigma \mathbf{w}y$, where manipulation intensity is represented by the notation σ and semantic attribute representation in latent space is represented by y . It was discussed in the same study that the weights in mapping network contains information related to image variations, therefore, the discovery of semantic attributes can be performed by decomposing the weights, accordingly. The decomposition can be performed using the optimization function shown in equation 3.

$$y^* = \underset{y \in \mathbb{R}^d: y^T y = 1}{\operatorname{argmax}} \|\mathbf{w}y\|_2^2 \quad (3)$$

The function $\|\cdot\|_2$ represents the L_2 norm. Another problem that occurs during the manipulation of latent code through the mapping network is the change in facial identity, which might hinder the motivation of this work. Therefore, we use an identity loss that optimizes the offset, i.e. σy^* along with a pre-trained recognition network [35] that is responsible for facial identity regularization. The formulation for the aforementioned optimization problem is shown in equation 4.

$$loss_{id} = \|f(\mathbb{G}_{base}(\sigma y)) - f(\mathbb{G}_{base}(\sigma y + \sigma y^*))\|^2 \quad (4)$$

There might be a condition that yields $\sigma y^* \rightarrow 0$. Such condition may result in insignificant optimization. To overcome the said issue, we also add a constraint that aims to restore the low-level features between the manipulated and input modality. In order to do so, we use segmentation methods [36] to extract the facial area, represented by f_{seg} . The constraint is defined as a regularization function in equation 5.

$$loss_{seg} = \|f_{seg}(\mathbb{G}_{base}(\sigma y)) - f_{seg}(\mathbb{G}_{base}(\sigma y + \sigma y^*))\|^2 \quad (5)$$

The combined optimization function can then be given as $[loss_{mapnet} = loss_{id} - \alpha_{seg} loss_{seg}]$, where α_{seg} represents the hyperparameter to control the trade-off, accordingly.

3.2 Extrinsic Style Path

Our external style path simply uses two pre-trained networks, i.e. AnimeGANv2 trained on portrait and celeb distill styles to add semantic cues such as facial color, eye styles, hair color, and shapes, accordingly. Different styles including arcane, Disney, and others can be leveraged by employing pre-trained networks to produce diverse results as shown in Figure 1. We use the same optimization function for MapNet as discussed in the prior section to retain facial details and structure, respectively.

The features extracted using MapNet will then undergo the Gated Mapping Unit (GMU) adopted from the study [37]. However, unlike the study, we only use domain-specific features instead of combining them with group-specific features. Let’s denote the feature extracted from MapNet as F_t and domain-specific features as F_d . The domain-specific features can be formulated as shown in equation 6.

$$F_d = \gamma \cdot \varsigma_{d0}(F_t) + (1 - \gamma) \cdot \varsigma_{d1}(F_t) \quad (6)$$

where ς_d refers to the branches in the GMU unit and γ represents the control factor and comprises of dichotomous values 0, 1. The GMU outputs the style code from each of the pre-trained AnimeGANv2 network. The last component of our architecture is the generator network that follows StyleGAN. Formally, the style transfer is achieved by $\mathbb{G}(PEnc_1(I), PEnc_2(I), \mathbb{W})$, where $PEnc_1$ and $PEnc_2$ represent pre-trained encoders from AnimeGANv2 and \mathbb{W} refers to the weight vector having size \mathbb{R}^{18} .

The coarse-resolution layers learn to map the high-level shape style transfer while the fine-resolution layers learn the low-level color style, respectively. We follow the training strategy from DualStyleGAN except for a few changes. The first change is that instead of using a single network in an extrinsic style path we use two pre-trained encoders from AnimeGANv2 along with the GMU to extract style codes. The second difference is the use of modulative residual blocks (ModRes) throughout the network instead of using color transform block. The ModRes comprises Residual blocks (ResBlock) [38] and Adaptive Instance Normalization (AdaIn) [39] blocks for simulating changes and style conditioning, respectively.

3.3 Fine-Tuning Process

The fine-tuning scheme for style mixing in the proposed work follows the curriculum learning approach [40]. The fine-tuning process consists of three stages i.e. color, structure, and style transfer. The stage-I strives for color conditioning from one of the pre-trained style networks by model initialization technique, such that the convolutional filters in ModRes from the style code generated by $PEnc_1$ are initialized with zeros, and the filters in ModRes from $PEnc_2$ are initialized with identity matrices. This stage generates a mixed style by transferring colors from the encoded styles while preserving the facial structures from the intrinsic style path. It was observed that the first stage kind of tones up the skin and hair color. It generates more of a bright-toned cartoonish portrait. We believe that the main reason for the said results is the use of AnimeGANv2 with a celeb-distill style, respectively.

The fine-tuning in stage-II mixes mid-level styles that manipulate facial structures in terms of make-up, eyes, and hair color. Random latent codes $\mathbf{c}_1, \mathbf{c}_2$ are drawn to approximate the style mixing through $\mathbb{G}(\mathbf{c}_1, \mathbf{c}_2, 1)$ with perceptual loss. The fine-tuning process is performed on $g(\mathbf{c}_l)$ and random latent codes, while gradually decreasing the layers l , accordingly. The concatenation of the latent codes with respect to layers is denoted by \mathbf{c}_l^+ and g represents the output from \mathbb{G} when $\mathbb{W} = 0$. The objective function for fine-tuning is shown in equation 7.

$$\min_{\mathbb{G}} \max_{\mathbb{D}} \text{loss}_{pl}(\mathbb{G}(\mathbf{c}_1, \mathbf{c}_2, 1), g(\mathbf{c}_l^+)) \cdot \alpha_{pl} + \text{loss}_{adv} \cdot \alpha_{adv} \quad (7)$$




Fig. 3 Results of Face-PAST network after each fine-tuning stage

The objective function will be able to learn more structural styles along with colors by decreasing the layers, accordingly.

The third stage employs the identity loss and style loss (comprising of feature matching loss [39] and contextual loss [41]) which adds the abstractive styles from $PEnc_2$ and L_2 regularization on the ModRes blocks, accordingly. The regularizations help to preserve the facial structure while making the weight values for the residual features close to 0. The full objective function is formulated in equation 8.

$$\min_{\mathbb{G}} \max_{\mathbb{D}} loss_{content} + loss_{style} + loss_{pl} \cdot \alpha_{pl} + loss_{adv} \cdot \alpha_{adv} \quad (8)$$

An example of stage-wise generation is shown in Figure 3.

4 Experiments and Results

4.1 Datasets

One of the motivations for conducting this study is to generate facial style transfer with a limited number of training data. We leverage the pre-trained AnimeGANv2 for generating styles in face portraits and celeb distill styles. However, we also conducted experiments while considering the combinations of pre-trained Disney and arcane styles to see the effect available with AnimeGANv3. Meanwhile, for the intrinsic style path, we use 317 images from the cartoon dataset [28], accordingly. The experiments are conducted on CelebA-HQ [42] dataset to conduct a fair comparison with state-of-the-art works.

4.2 Implementation Details for Intrinsic Style Path

As mentioned, we use the StyleGAN model for fine-tuning the intrinsic style path. Our implementation is based on the PyTorch framework. All the images were resized to 256×256 resolution. The structural loss was applied on the first 2 blocks of the StyleGAN model. We used the same training strategy as [12], with an initial learning rate of 0.05. To obtain σy^* we use 10 iterations for the optimization of each sample. The pre-trained face embedding model [35], which uses ResNet18 [38] has been leveraged for $loss_{id}$ and $loss_{seg}$. The value of the regularization parameter α_{seg} , is set to 0.2,

accordingly. All the aforementioned parameters are selected based on the experiential study while model training process.

4.3 Implementation Details for Extrinsic Style Path

The extrinsic style path uses pre-trained encoders from AnimeGANv2 followed by the GMU and generator network. The GMU comprises fully connected domain-specific layers. We use two domain-specific layers in GMU, accordingly. The generator network comprises 18 modulative residuals (ModRes) blocks. There is one 4×4 , two 8×8 , 16×16 , 32×32 , 64×64 , 128×128 , 256×256 , 512×512 , and 1024×1024 convolution layers and one 1024×1024 to RGB layer in the generator network, respectively. The hyperparameters are the same as DualStyleGAN study. We train the 5th layer for 2k iterations while the 6th and 7th layers for 200 iterations each.

4.4 Comparison with State-of-the-Art Methods with User Study

A qualitative comparison is presented with seven state-of-the-art methods performed in Figure 4. Some of them require an example image for style transfer such as DualStyleGAN, UI2I style [32], and StarGAN v2 [43], while other methods either rely on style category or generate a specific style including GNR [27], Toonify [11], U-GAT-IT [9], and JoJoGAN [44], respectively. The results for the aforementioned are generated using their provided codes or APIs (Huggingface or grade io), accordingly. Methods such as U-GAT-IT, Toonify, and GNR do not consider multiple image styles, rather they only rely on domain level to learn the style transfer. JoJoGAN and StarGANv2 ignore the facial structures and details, which results in a kind of overfitting anime or cartoon style. DualStyleGAN and UI2I capture some structural details and color information, but they can need an example image which sometimes generates bad results. Furthermore, none of the results generate a blend of artistic transfer while keeping the facial structure intact. Our proposed work Face-PAST generates the best results without providing any example image. However, other styles such as arcane and Disney can be generated by replacing the pre-trained encoders in extrinsic style paths, respectively. It should also be noted the proposed work considers the least amount of data for training.

We also provide a quantitative evaluation by conducting a user study of 67 subjects. Subjects were invited to rate the results generated by the aforementioned methods on three characteristics, which are the preservation of facial details, quality of generated image, and style transfer results. Ten examples were provided for each method during the evaluation. Furthermore, the subjects were allowed to vary three different examples for methods, including DualStyleGAN, UI2I-style, and StarGANv2. Average preference scores from the subjects are reported in Table 1. The proposed method scores best among all the existing methods for facial preservation, image quality, and style quality, respectively. It was also observed that the Toonify approach yields the second-best results.




Fig. 4 Qualitative Comparison for style transfer with state-of-the-art works. The right side of the line shows the results from existing methods that require an input style while the left side of the line compares with the works that require exemplar images.

4.5 Comparison with State-of-the-Art Methods with FID

The Frechet Inception Distance (FID) [45] is extensively used in facial style transfer studies to evaluate the diversity and quality of images that are generated through population statistics. Studies such as [44, 46] have also used FID for evaluating style mappers. The process for evaluating the facial style transfer quality through FID is as follows:

- Select a reference image and perform stylization.
- For generalized standard, its better to perform one-shot stylization.
- Compute FID between style and the generated result after applying style transfer.
- Compute FID using the testset.

The process is also compliant with the existing works [44]. For fair comparison, we replaced the pre-trained encoder for celeb-distill style with the sketch one and generated the images, accordingly. The results with sketch generative style using Face-PAST are shown in Figure 5, while the FID scores are reported in Table 2, respectively. The lower the FID score, the better facial structures are preserved. The proposed Face-PAST achieves the lowest FID score after Ojha et al. [46] in comparison to all the state-of-the-art works. The BlendGAN [47] achieves a lower FID than many state-of-the-art works, however, it was noticed that BlendGAN does not perform stylization well on the images. Meanwhile the lowest FID was achieved by Ojha et al. [46] but the results showed that strong distortions were imposed on the faces. The observation

Table 1 User scores for varying characteristics. The best scores are represented with bold. *FP → Facial Preservation, IQ → Image Quality, SQ → Style Quality, Avg → Average.

Method	FP	IQ	SQ	Avg
UI2I-style	0.07	0.04	0.03	0.047
StarGANv2	0.09	0.07	0.03	0.063
GNR	0.06	0.07	0.04	0.057
U-GAT-IT	0.06	0.08	0.03	0.057
DualStyleGAN	0.13	0.15	0.18	0.153
JoJoGAN	0.17	0.05	0.04	0.087
Face-PAST	0.24	0.33	0.38	0.316

Table 2 Comparative Analysis with state-of-the-art works using FID score.

Method	FID
U-GAT-IT	183.2
GNR	167.4
BlendGAN	94.7
JoJoGAN	107.6
Ojha et al.	74.5
DualStyleGAN	155.2
Toonify	79.7
Face-PAST	78.9

concerning facial distortions for the method proposed in Ojha et al. [46] is compliant with the study [44].

4.6 Comparison with State-of-the-Art on Multiple Styles

We further compare our approach with state-of-the-art works such as Toonify, AnimeGANv3¹, and DualStyleGAN for Cartoon, Arcane, and Disney styles. The Toonify and the proposed approach only need to select the style type, while the DualStyleGAN also needs an exemplar image. In this regard, we selected the image index of 142, 40, and 67, for cartoon, arcane, and Pixar (Disney) styles, respectively. The qualitative comparison is shown in Figure 6. The results illustrate the weakness of AnimeGANv3 when tried with Disney style as it adds random artifacts. The Toonify approach retains the facial features better when applying the Disney style in comparison to the proposed work. However, the yielded image quality is on the downside as it’s a little bit blurry. In summary, the proposed results yield high-quality images with better visual quality in comparison to the aforementioned existing works across multiple styles. It should also be noted that our work utilizes less data for training in comparison to the existing works.

We repeated the same experiment to test and compare the style transfer results on a randomly generated face². Similar to the previous experiment, we selected exemplar

¹<https://github.com/TachibanaYoshino/AnimeGANv3>

²<https://this-person-does-not-exist.com/en>




Fig. 5 Sketch style transfer using Face-PAST

samples for generating images using DualStyleGAN. The image index for Cartoon, Arcane, and Disney styles are 183, 10, and 118, respectively. The results are shown in Figure 7. The results highlight the limitation of AnimeGANv3 with randomly generated and sideways faces. Toonify generates good results, but the facial style transfer is limited in comparison to the results on celebrity images. The proposed work not only overcomes the problems associated with AnimeGANv3 but also transfers diverse styles successfully on the randomly generated image.

4.7 Limitations

A few limitations of the work are quite similar to AnimeGANv3 and DualStyleGAN, i.e. the facial features and structure is retained quite well. However, artifacts are introduced due to the props used with images such as caps, hats, glasses, and so forth. We believe that the problem is due to the limited amount of data being used. One such example is shown in Figure 8. One of the problems is also shown in Figure 7, arcane style, where some artifacts are generated under the eyes when the facial image is sideways. The problem is quite consistent with AnimeGANv3, which we believe is due to the adoption of the pre-trained network. Another limitation that is observed in Figure 5 while performing sketch style transfer is that it does not model the smile (especially the toothy smile) well.

5 Conclusion and Future Work

This paper proposes facial pose awareness and style transfer (Face-PAST) networks that perform style conditioning on facial images while preserving facial characteristics and structure. Inspired by the DualStyleGAN, we use intrinsic and extrinsic style paths with StyleGAN for generating diverse stylized facial images. However, contrasting with DualStyleGAN, we use existing pre-trained networks that not only help in adding unique stylization but also eliminate the problem of large-scale training data. We also replaced the transform coding blocks with modulative residual blocks, which help in




Fig. 6 Qualitative comparison on celebrity images with state-of-the-art works using multiple styles

generating high-image and style-quality images, respectively. We also show that the Face-PAST networks are able to generate multiple styles such as arcane and Disney, by using existing pre-trained networks. We believe that the proposed work can be useful for emerging applications such as eXtended Reality (XR), Metaverse, avatar generation, and art generation for non-fungible tokens (NFTs). In the future, we would like to explore more diverse styles and add an extra path for the style transfer to observe the results. Furthermore, we intend to add a localized-stylization approach that will provide users the freedom for mixing multiple styles in a single image.

References

- [1] Chen, J., Liu, G., Chen, X.: Animegan: A novel lightweight gan for photo animation. In: International Symposium on Intelligence Computation and Applications, pp. 242–256. Springer, ??? (2019)




Fig. 7 Qualitative comparison on randomly generated images (style-in-the-wild experiment) with state-of-the-art works using multiple styles.

- [2] Shi, Y., Deb, D., Jain, A.K.: Warpgan: Automatic caricature generation. In: Proceedings of the IEEE Conference on Computer Vision and Pattern Recognition, pp. 10762–10771. IEEE, ??? (2019)
- [3] Su, H., Niu, J., Liu, X., Li, Q., Cui, J., Wan, J.: Mangagan: Unpaired photo-to-manga translation based on the methodology of manga drawing. Proceedings of the AAAI Conference on Artificial Intelligence **35**(3), 2611–2619 (2021) <https://doi.org/10.1609/aaai.v35i3.16364>
- [4] Yi, R., Liu, Y.-J., Lai, Y.-K., Rosin, P.L.: Unpaired portrait drawing generation via asymmetric cycle mapping. In: Proceedings of the IEEE Conference on Computer Vision and Pattern Recognition, pp. 8217–8225. IEEE, ??? (2020)



Fig. 8 Limitations of Face-PAST networks. The artifacts are introduced when facial props are used in the input images.

- [5] Chen, Y., Lai, Y.-K., Liu, Y.-J.: Cartoongan: Generative adversarial networks for photo cartoonization. In: Proceedings of the IEEE Conference on Computer Vision and Pattern Recognition, pp. 9465–9474. IEEE, ??? (2018)
- [6] Wang, X., Yu, J.: Learning to cartoonize using white-box cartoon representations. In: Proceedings of the IEEE Conference on Computer Vision and Pattern Recognition, pp. 8090–8099. IEEE, ??? (2020)
- [7] Jang, W., Ju, G., Jung, Y., Yang, J., Tong, X., Lee, S.: Stylecarigan: caricature generation via stylegan feature map modulation. *ACM Transactions on Graphics* **40**(4), 1–16 (2021) <https://doi.org/10.1145/3450626.3459860>
- [8] Karras, T., Laine, S., Aila, T.: A style-based generator architecture for generative adversarial networks. In: Proceedings of the IEEE Conference on Computer Vision and Pattern Recognition, pp. 4401–4410. IEEE, ??? (2019)
- [9] Kim, J., Kim, M., Kang, H., Lee, K.H.: U-gat-it: Unsupervised generative attentional networks with adaptive layer-instance normalization for image-to-image translation. In: International Conference on Learning Representations, pp. 1–19

(2020)

- [10] Shu, Y., Yi, R., Xia, M., Ye, Z., Zhao, W., Chen, Y., Lai, Y.-K., Liu, Y.-J.: Gan-based multi-style photo cartoonization. *IEEE Transactions on Visualization and Computer Graphics* **28**(10) (2022) <https://doi.org/10.1109/TVCG.2021.3067201>
- [11] Yang, S., Jiang, L., Liu, Z., Loy, C.C.: Vtoonify: Controllable high-resolution portrait video style transfer. *ACM Transactions on Graphics* **41**(6), 1–15 (2022) <https://doi.org/10.1145/3450626.3459860>
- [12] Yang, S., Jiang, L., Liu, Z., Loy, C.C.: Pastiche master: Exemplar-based high-resolution portrait style transfer. In: *Proceedings of the IEEE Conference on Computer Vision and Pattern Recognition*, pp. 7693–7702 (2022)
- [13] Liu, D., Fisher, M., Hertzmann, A., Kalogerakis, E.: Neural strokes: Stylized line drawing of 3d shapes. In: *Proceedings of the IEEE Conference on Computer Vision and Pattern Recognition*, pp. 14204–14213 (2021)
- [14] Wang, Z., Qiu, S., Feng, N., Rushmeier, H., McMillan, L., Dorsey, J.: Tracing versus freehand for evaluating computer-generated drawings. *ACM Transactions on Graphics* **40**(4), 1–12 (2021)
- [15] Simonyan, K., Zisserman, A.: Very deep convolutional networks for large-scale image recognition. In: *International Conference on Learning Representations*, pp. 1–14 (2015)
- [16] Gatys, L.A., Ecker, A.S., Bethge, M.: Image style transfer using convolutional neural networks. In: *Proceedings of the IEEE Conference on Computer Vision and Pattern Recognition*, pp. 2414–2423. IEEE, ??? (2016)
- [17] Li, C., Wand, M.: Combining markov random fields and convolutional neural networks for image synthesis. In: *Proceedings of the IEEE Conference on Computer Vision and Pattern Recognition*, pp. 2479–2486. IEEE, ??? (2016)
- [18] Liao, J., Yao, Y., Yuan, L., Hua, G., Kang, S.B.: Visual attribute transfer through deep image analogy. *ACM Transactions on Graphics* **36**(4), 1–15 (2017)
- [19] Goodfellow, I., Pouget-Abadie, J., Mirza, M., Xu, B., Warde-Farley, D., Ozair, S., Courville, A., Bengio, Y.: Generative adversarial networks. *Communications of the ACM* **63**(11), 139–144 (2020)
- [20] Isola, P., Zhu, J.-Y., Zhou, T., Efros, A.A.: Image-to-image translation with conditional adversarial networks. In: *Proceedings of the IEEE Conference on Computer Vision and Pattern Recognition*, pp. 1125–1134. IEEE, ??? (2017)
- [21] Zhu, J.-Y., Park, T., Isola, P., Efros, A.A.: Unpaired image-to-image translation using cycle-consistent adversarial networks. In: *Proceedings of the IEEE*

- Conference on Computer Vision, pp. 2223–2232. IEEE, ??? (2017)
- [22] Cho, W., Choi, S., Park, D.K., Shin, I., Choo, J.: Image-to-image translation via group-wise deep whitening-and-coloring transformations. In: Proceedings of the IEEE Conference on Computer Vision and Pattern Recognition, pp. 10639–10647 (2019)
 - [23] Liu, M.-Y., Breuel, T., Kautz, J.: Unsupervised image-to-image translation networks. In: Advances in Neural Information Processing Systems, pp. 1–9 (2017)
 - [24] Shao, X., Zhang, W.: Spatchgan: A statistical feature based discriminator for unsupervised image-to-image translation. In: Proceedings of the IEEE Conference on Computer Vision, pp. 6546–6555. IEEE, ??? (2021)
 - [25] Zhao, Y., Wu, R., Dong, H.: Unpaired imageto-image translation using adversarial consistency loss. In: Proceedings of the European Conference on Computer Vision, pp. 800–815. Springer, ??? (2020)
 - [26] Li, B., Zhu, Y., Wang, Y., Lin, C.-W., Ghanem, B., Shen, L.: Anigan: Style-guided generative adversarial networks for unsupervised anime face generation. *IEEE Transactions on Multimedia* **24**, 4077–4091 (2021)
 - [27] Chong, M.J., Forsyth, D.: Gans n’roses: Stable, controllable, diverse image to image translation. *arXiv preprint arXiv:2106.06561*, 1–9 (2021)
 - [28] Pinkey, J.M., Adler, D.: Resolution dependent gan interpolation for controllable image synthesis between domains. *arXiv preprint arXiv:2010.05334*, 1–7 (2020)
 - [29] Ojha, U., Li, Y., Lu, J., Efros, A.A.: Fewshot image generation via cross-domain correspondence. In: Proceedings of the IEEE Conference on Computer Vision and Pattern Recognition, pp. 10743–10752. IEEE, ??? (2021)
 - [30] Song, G., Luo, L., Liu, J., Ma, W.-C., Lai, C., Zheng, C., Cham, T.-J.: Agilegan: stylizing portraits by inversion-consistent transfer learning. *ACM Transactions on Graphics* **40**(4), 1–13 (2021)
 - [31] Richardson, E., Alaluf, Y., Patashnik, O., Nitzam, Y., Azar, Y., Shapiro, S., Cohen-Or, D.: Encoding in style: a stylegan encoder for image-to-image translation. In: Proceedings of the IEEE Conference on Computer Vision and Pattern Recognition, pp. 2287–2296. IEEE, ??? (2021)
 - [32] Kwong, S., Huang, J., Liao, J.: Unsupervised image-to-image translation via pre-trained stylegan2 network. *IEEE Transactions on Multimedia* **24** (2021) <https://doi.org/10.1109/TMM.2021.3065230>
 - [33] Karras, T., Aittala, M., Laine, S., Härkönen, E., Hellsten, J., Lehtinen, J., Aila, T.: Alias-free generative adversarial networks. In: Proceedings of the Advances in

- Neural Information Processing Systems, pp. 852–863 (2021)
- [34] Shen, Y., Zhou, B.: Closed-form factorization of latent semantics in gans. In: Proceedings of the IEEE Conference on Computer Vision and Pattern Recognition, pp. 1532–1540 (2021)
 - [35] Shi, Y., Agarwal, D., Jain, A.K.: Lifting 2d stylegan for 3d aware face generation. In: Proceedings of the IEEE Conference on Computer Vision and Pattern Recognition, pp. 6258–6266 (2021)
 - [36] Yu, C., Wang, J., Peng, C., Gao, C., Yu, G., Sang, N.: Bisenet: Bilateral segmentation network for real-time semantic segmentation. In: Proceedings of the European Conference on Computer Vision, pp. 325–341 (2018)
 - [37] Men, Y., Yao, Y., Cui, M., Lian, Z., Xie, X., Hua, X.-S.: Unpaired cartoon image synthesis via gated cycle mapping. In: Proceedings of the IEEE Conference on Computer Vision and Pattern Recognition, pp. 3501–3510 (2022)
 - [38] He, K., Zhang, X., Ren, S., Sun, J.: Deep residual learning for image recognition. In: Proceedings of the IEEE Conference on Computer Vision and Pattern Recognition, pp. 770–778 (2016)
 - [39] Huang, X., Belongie, S.: Arbitrary style transfer in real-time with adaptive instance normalization. In: Proceedings of the IEEE Conference on Computer Vision, pp. 1501–1510 (2017)
 - [40] Bengio, Y., Louradour, J., Collobert, R., Weston, J.: Curriculum learning. In: International Conference on Machine Learning, pp. 41–48 (2009)
 - [41] Mechrez, R., Talmi, I., Zelnik-Manor, L.: The contextual loss for image transformation with non-aligned data. In: Proceedings of the European Conference on Computer Vision, pp. 768–783 (2018)
 - [42] Liu, Z., Luo, P., Wang, X., Tang, X.: Deep learning face attributes in the wild. In: Proceedings of the International Conference on Computer Vision, pp. 3730–3738 (2015)
 - [43] Choi, Y., Uh, Y., Yoo, J., Ha, J.-W.: Stargan v2: Diverse image synthesis for multiple domains. In: Proceedings of the IEEE Conference on Computer Vision and Pattern Recognition, pp. 8188–8197 (2020)
 - [44] Chong, M.J., Forsyth, D.: Jojogan: One shot face stylization. In: Proceedings of the European Conference on Computer Vision, pp. 128–152 (2022)
 - [45] Heusel, M., Ramsauer, H., Unterthiner, T., Nessler, B., Hochreiter, S.: Gans trained by a two time-scale update rule converge to a local nash equilibrium. In: Advances in Neural Information Processing Systems, pp. 1–12 (2017)

- [46] Ojha, U., Li, Y., Lu, J., A.Efros, A., Lee, Y.J., Shechtman, E., Zhang, R.: Few-shot image generation via cross domain correspondence. In: Proceedings of the IEEE Conference on Computer Vision and Pattern Recognition, pp. 10743–10752 (2021)
- [47] Liu, M., Li, Q., Qin, Z., Zhang, G., Wan, P., Zheng, W.: Blendgan: Implicitly gan blending for arbitrary stylized face generation. In: Advances in Neural Information Processing Systems, pp. 29710–29722 (2021)