

# An Empirical Study on the Effectiveness of Noisy Label Learning for Program Understanding

Wenhan Wang  
Nanyang Technological University  
wenhan.wang@ntu.edu.sg

Yanzhou Li  
Nanyang Technological University  
yanzhou001@e.ntu.edu.sg

Anran Li  
Nanyang Technological University  
anran.li@ntu.edu.sg

Jian Zhang  
Nanyang Technological University  
jian\_zhang@ntu.edu.sg

Wei Ma  
Nanyang Technological University  
ma\_wei@ntu.edu.sg

Yang Liu  
Nanyang Technological University  
yangliu@ntu.edu.sg

**Abstract**—Recently, deep learning models have been widely applied in program understanding tasks, and these models achieve state-of-the-art results on many benchmark datasets. A major challenge of deep learning for program understanding is that the effectiveness of these approaches depends on the quality of their datasets, and these datasets often contain noisy data samples. A typical kind of noise in program understanding datasets is label noises, which means that the target outputs for some inputs are mislabeled.

Label noises may have a negative impact on the performance of deep learning models, so researchers have proposed various approaches to alleviate the impact of noisy labels, and formed a new research topic: noisy label learning (NLL). In this paper, we conduct an empirical study on the effectiveness of noisy label learning on deep learning for program understanding datasets. We evaluate various noisy label learning approaches and deep learning models on two tasks: program classification and code summarization. From the evaluation results, we find that the impact of label noise and NLL approaches on small deep learning models and large pre-trained models are different: small models are prone to label noises in program classification and NLL approaches can improve their robustness, while large pre-trained models are robust against label noises and NLL does not significantly improve their performances. On the other hand, NLL approaches have shown satisfying results in identifying noisy labeled samples for both tasks, indicating that these techniques can benefit researchers in building high-quality program understanding datasets.

**Index Terms**—AI for software engineering, Program understanding, Noisy label learning

## I. INTRODUCTION

With the rapid development of artificial intelligence (AI), more and more deep learning models are applied to solve program understanding tasks. Deep learning-based program understanding is capable of solving a wide range of prediction tasks on program source code, from classification tasks such as program classification [1] and vulnerability prediction [2], to generation tasks such as code summarization [3] and program repair [4].

Many deep learning models for program understanding tasks are usually trained in a supervised learning paradigm, *e.g.*, either from scratch or fine-tuned from a pre-trained model trained on a large training dataset, and then evaluated on a

test dataset. It is necessary to acquire high-quality datasets for both the training phase and the testing phase [5], [6]. On the one hand, noisy training data can lead to severe model accuracy deterioration. On the other hand, noisy testing data cannot accurately evaluate the capability of the trained model. However, acquiring high-quality and noise-free datasets for program understanding tasks is extremely challenging. For example, in some software engineering applications such as code summarization and code search, researchers collect large-scale datasets from open-source platforms, such as Github and Stack Overflow. Those collected datasets are often too large to be thoroughly inspected by human experts, making it difficult to filter out noises. There are various types of noises in program understanding datasets, such as wrong labels for classification, or adversarial input examples with replaced identifiers. In this paper, we mainly focus on the label noise where input samples do not match their target labels, which widely exists in the program understanding task with different input-target data modalities. For example, in classification tasks, it refers to the samples with incorrect class labels, while in generation tasks, *e.g.*, code summarization, it refers to the inputs, *e.g.*, code snippets, with inconsistent semantic to target outputs, *e.g.*, natural language summary.

To overcome the negative impact of noisy labels on deep learning, researchers proposed a group of noisy label learning (NLL) approaches. These approaches aim to improve deep learning models' robustness against label noise and detect noisy label samples from the datasets. Recently, NLL has attracted the attention of software engineering researchers [7]–[9]. Although these works claim to successfully apply NLL to software engineering, their evaluations still have the following limitations.

- All of these works only consider classification tasks (*e.g.* program classification, defect prediction), while generation tasks, *e.g.*, code summarization have not been investigated. Actually, generation tasks have long been neglected by the NLL research community.
- Some of these works mainly adopt small trained-from-scratch models, while large pre-trained models have al-

ready dominated many program understanding tasks.

- Most of these works focus on tackling training data noise, while test data noise also widely exists in many software engineering datasets. This is because in many program understanding tasks, e.g., identifying whether a function contains vulnerabilities, data annotation is difficult even for domain experts. Although test sets are usually much smaller than training sets, the time and manpower costs for manually annotating these datasets are still too high for researchers.

In this paper, we aim to discover whether these approaches can benefit AI4SE datasets and models in detecting noisy samples and improving the performance on learning from noisy datasets. We aim to answer the following research questions:

- **RQ1:** How does label noises in software engineering datasets affect the performance of different deep learning models?
- **RQ2:** How do existing noisy label learning approaches perform on classification tasks in program understanding?
- **RQ3:** How do noisy label learning approaches perform on generation tasks in program understanding?

To answer these questions, we conduct experiments on 5 NLL approaches with different deep learning models frequently used for software engineering. These models include both small trained-from-scratch models and state-of-the-art large pre-trained models. Our study covers two datasets in different tasks: program classification and code summarization. In summary, our contributions are as follows:

- 1) We are the first to conduct a comprehensive empirical study on noisy label learning in program understanding.
- 2) We evaluate NLL approaches for program understanding in both detecting noisy-labeled data and improving the performance of downstream tasks.
- 3) To our knowledge, we are the first to investigate the effectiveness of NLL approaches on generation tasks in program understanding (code summarization).

## II. BACKGROUND AND RELATED WORK

### A. Learning from Noisy Labeled Data

The importance of data quality has long been noticed by artificial intelligence researchers. In supervised learning, label noise in the training data can impair the performance of deep learning models. Therefore, researchers have proposed various approaches to tackle this issue.

A group of works tried to improve the robustness of neural networks against label noises by manipulating the gradient. For example, Koh et al. [10] proposed Influence Function (IF), which measures the contribution of each training sample by its influence on the gradients of test data. Although the original motivation of IF is to explain the prediction results of deep learning models, researchers also use this approach for detecting mislabeled data. For a training set with mislabeled samples, the samples with high influence scores are more likely to be clean. Pruthi et al. [11] proposed a similar

approach TracIn, which outperforms IF in detecting mislabeled data for image classification datasets.

Some other approaches use meta-learning to improve robustness against noise. These approaches aim to guide the update of model parameters with a small, noise-free dataset. Shu et al. [12] proposed Meta-Weight-Net, which uses a small neural network (meta net) to learn the weight of each training sample. Both the main model and the meta net are trained on a metaset that is much smaller than the original training set. If the metaset is clean and class-balanced, then the model learned with Meta-Weight-Net is robust to both label noise and class imbalance. Zheng et al. [13] further proposed Meta Label Correction (MLC). Instead of assigning different weights to training samples, MLC aims to identify mislabeled data and predict their correct class labels. The main obstacle preventing meta-learning-based approaches from wide application is that obtaining a noise-free metaset is difficult or intractable for many tasks.

Some approaches aim to directly select possible clean data samples from datasets and remove the noisy samples from the training process. Han et al. [14] proposed Co-teaching, it uses two identical neural networks to dynamically select possibly clean samples during training. Yu et al. [15] proposed Co-teaching+, which further improves Co-teaching by focusing on disagreement samples between two networks. Li et al. [8] proposed RobustTrainer, which is the first approach for learning on software engineering data with label noises.

Another group of works focuses on detecting noisy samples before training on the prediction task. For instance, Northcutt et al. [16] proposed Confident Learning, which utilizes the class probabilities predicted by a trained model to identify possible mislabeled samples. Zhu et al. [17] proposed Simifeat, which can detect noisy samples with a pre-trained model. Instead of using class probabilities, Simifeat employs the features generated by the feature extractor network to identify noisy samples.

### B. Label Noise in Software Engineering

Researchers in software engineering have recognized the negative impact of noisy-labeled data in many fields, and have proposed different approaches to eliminate the noisy-labeled samples in software engineering datasets. Typically, these approaches are specific to particular tasks or datasets and cannot be generalized to other datasets or tasks.

The investigation of label noises in software engineering datasets emerges from simple binary classification tasks, such as bug report classification and defect prediction. Herzig et al. [18] manually checked over 7,000 issue reports from existing bug databases and found that more than 40% of them are mislabeled (e.g., an issue report of “Refactoring” is misclassified to “Bug”). Yatish et al. [19] compared the labels in defect datasets labeled by heuristic rules with software developing teams, and find out that more than 50% of defective code snippets are mislabeled by heuristic rules. These works tried to prune noisy labels in software engineering datasets by

human experts, so they highly depend on domain experts and cannot be applied to large-scale datasets.

For large-scale “big code” [20] datasets (e.g., large datasets for code summarization, code search), researchers have proposed several automatic approaches to improve their dataset quality by removing noises. For example, Shi et al. [21] proposed an approach for improving the quality of code summarization datasets. The authors identified several typical types of low-quality code summarization samples and developed rule-based approaches to detect them. The detected low-quality samples are either removed or refined for the summarization task. Sun et al. [22] proposed a learning-based approach for filtering high-quality code-natural language pairs for code search. The filtering of high-quality data was carried out in two steps: a rule-based syntactic filter and a semantic filter based on a variational autoencoder (VAE). However, this approach only focuses on the quality of natural language queries (whether the query is suitable for the code search task), but does not consider the semantical relatedness between source code and natural language texts.

Recently, researchers have attempted to investigate the effectiveness of task-agnostic NLL methods on software engineering tasks. Dau et al. [7] investigated the performance of influence function-based approaches on detecting label noise in program classification datasets. The authors introduced random label noise into the datasets and evaluated on two code representation models: ASTNN [23] and CodeBERT [24]. The results showed that for both models, influence-based methods achieved high accuracy in detecting noisy-labeled training samples. However, the authors did not evaluate the performance gain after applying influence-based approaches for the classification task. Li et al. [8] proposed RobustTrainer and evaluated its performance on two tasks: bug report classification and defect prediction. Although RobustTrainer successfully improved the classification metrics on these two tasks, the datasets used by the authors were small, containing only hundreds or thousands of samples, and the deep learning models used were basic (simple MLP and LSTM). Thus, it is still questionable whether RobustTrainer can be applied to larger datasets and more complex models. Croft et al. [9] applied noisy label learning approaches for detecting security vulnerabilities. Their approach is based on existing NLL methods (e.g., confident learning) and an assumption for the vulnerability datasets: vulnerable code snippets may be labeled as clean, but clean samples are unlikely to be labeled as vulnerable. Due to the size of their datasets, they only use NLL with deep learning in detecting noisy samples and did not use deep learning in the vulnerability detection task.

### III. RESEARCH METHOD

The overview of our study is shown in Fig. 1. We aim to investigate the impact of label noises on program understanding tasks, and the effect of NLL for detecting noisy samples and improving model robustness for program understanding.

#### A. Preliminaries

When using deep learning to solve program understanding tasks, we first abstract the task into a mapping task from input space  $\mathcal{X}$  to output space  $\mathcal{Y}$ . In most program understanding tasks,  $\mathcal{X}$  is the space of program source code. For classification tasks,  $\mathcal{Y}$  is the set of class labels; for summarization tasks,  $\mathcal{Y}$  is the space of natural language summaries. We train a deep learning model  $f(x \in \mathcal{X}) = y \in \mathcal{Y}$  on the training set  $\mathcal{D}_{train}$  to solve the software engineering task. We perform early stop during training by observing the results on the valid set  $\mathcal{D}_{valid}$ . The trained model is further evaluated on the test set  $\mathcal{D}_{test}$ .

In a mislabeled data sample  $d = \{x, y, \hat{y}\}$ ,  $y$  is the ground truth label, and  $\hat{y}$  is the noisy label from the dataset. Notice that in some tasks, the ground truth label  $y$  is absent. For example, in the code summarization task, it is nearly impossible to assign a “perfectly correct” summary for a code snippet. In the traditional settings of noisy label learning, only  $\mathcal{D}_{train}$  is corrupted with label noises, while  $\mathcal{D}_{valid}$  and  $\mathcal{D}_{test}$  are clean. However, in some software engineering datasets,  $\mathcal{D}_{valid}$  and  $\mathcal{D}_{test}$  can also be noisy.

#### B. Tasks and Datasets

1) *Program Classification*: In the program classification task, given a set of programs, we need to classify them into different categories based on their functionalities. For this task, we adopt the CodeNet [25] dataset. CodeNet dataset is collected from two online judging platforms, where programmers are asked to solve various programming questions. For the classification task, each programming question can be seen as a class type. The CodeNet dataset contains four program classification benchmarks, in these four benchmarks, we choose the Java250 dataset for our experiments. Java250 dataset contains 75,000 Java code snippets in 250 classes and is split in 3:1:1 for train/validation/test sets. The creators of CodeNet have cleansed their datasets to ensure that each code snippet exactly matches its class label, so this dataset can be seen as noise-free.

To investigate the impact of label noises and the performance of NLL approaches, we inject the following types of synthetic label noises to the Java250 dataset:

- Random label noises: from the training set, we randomly select  $k\%$  training samples and randomly change their label  $y$  to a different class  $\hat{y} \neq y$ . We investigate noise rates of 20% and 50% for random noises.
- Flip label noises: in some realistic case scenarios, samples in class  $y$  are more likely to be mislabeled into a similar class  $\hat{y} = g(y)$  ( $g$  is a mapping function). We use a simple mapping function to imitate these cases: we randomly sample  $k\%$  training data and change their labels from  $y$  to  $(y + 1)\%N$  ( $N$  is the total number of classes in the program classification dataset). When adopting flip label noises, the noise rate must be lower than 50% because otherwise, the model will recognize the noisy class as the “true” class label. We investigate noise rates of 20% and 40% for flip noises.

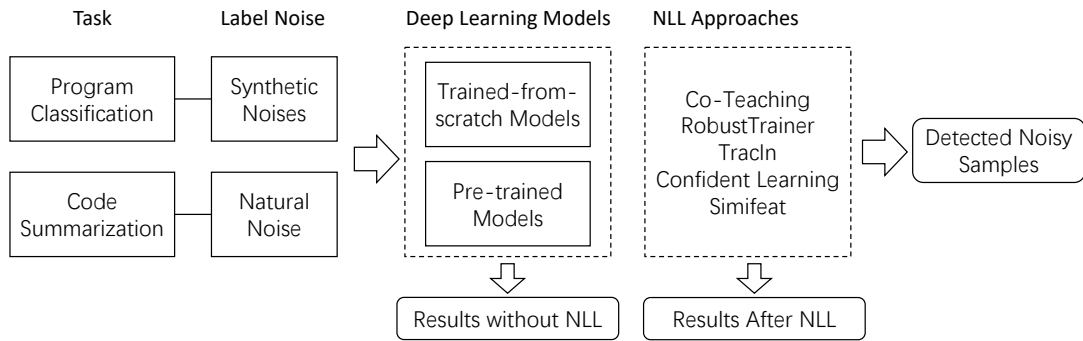


Fig. 1. An overview of our study.

2) *Code Summarization*: In the code summarization task, a deep learning model generate the natural language summary of a given code snippet. Different from classification tasks, it is difficult to determine whether a code snippet is “mislabelled”. In this paper, if a natural language summary cannot describe the functionality of the corresponding program, we treat this data sample as “noisy”. For this task, we adopt the TLC [26] dataset, which is a Java code summarization dataset frequently used in previous works. A previous study [21] claims that the TLC dataset contains around 41% of noise, but their observation is based on rule-based patterns and may not reflect the standard of human developers. So we conduct a human evaluation of this dataset. As the original TLC dataset is too large for a complete human evaluation, we randomly sample 100 code-summary pairs from the test set of TLC and ask six Ph.D. students and postdocs in software engineering to score the quality of these data pairs from 0 (lowest) to 2 (highest). Different scores are defined by:

- 2: The summary describes the functionality of the code snippet. Human developers are possible to generate this summary without extra context information.
- 1: The summary partially describes the functionality of the code snippet / The summary may be correct, but it relies on extra context / The summary may be correct, but it contains non-functional descriptions (e.g., security attributes, I/O regulations).
- 0: The summary does not describe the code or The summary heavily relies on extra context and is impossible to determine whether the summary is correct.

Fig. 2 shows examples for each score in the TLC dataset, while Fig. 3 demonstrates the histogram of human evaluation scores on the aforementioned subset with 100 samples. The average quality score for these samples is 1.42. Different from the rule-based analysis [21], we find that human evaluators are generally satisfied with the summarization quality of the TLC dataset. Over 80% of code-summary pairs are scored larger than 1, while heavily noisy samples (with a score  $\leq 0.5$ ) only consist of less than 5%.

### C. Noisy Label Learning Approaches

We choose the following representative approaches for detecting label noise or improving model robustness against

label noises:

- 1) **TracIn** [11]. Similar to Influence Function [10], TracIn aims to predict the influence score of a training sample on a test sample. To detect noisy-labeled samples, we calculate the self-influence, which refers to the influence score of a sample on itself. Mislabelled samples tend to have high influence scores, so we choose the  $k\%$  samples with the highest influence scores as the noisy samples, and remove them from the dataset.
- 2) **Co-teaching** [14] maintains two separate neural networks with identical structures. In each training batch, each network selects a group of small-loss samples (likely to be correctly labeled) and feeds them to its peer network. Suppose the assumed noise rate is  $k\%$ , we need to select the samples with the smallest losses by a rate of  $1 - k\%$ . In Co-teaching, both networks are capable of the prediction task, so we report the average evaluation metrics of the two networks.
- 3) **RobustTrainer** [8] uses the learned features to identify noise samples during training. The RobustTrainer algorithm consists of two steps: the robust learning algorithm for handling label noises, and class-balanced sampling for addressing data imbalance. As our study focuses on label noises, we only adopt the robust learning step of RobustTrainer. In each training epoch, after the model acquires the features for all training samples, RobustTrainer calculates the similarities between sample features and their class prototypes. The authors further use a Gaussian Mixture Model (GMM) to split the samples into two distributions by the similarity score: samples with high similarity scores and likely to be correctly labeled, while low similarity scores indicate that the sample may be noisy. The selected clean samples are used for the training epoch.
- 4) **Confident Learning** [16] is an approach for identifying label noises in classification datasets. It is based on the assumption of Classification Noise Process [27]: label noise is class-conditional, it only depends on the true class label, not the data itself. Confident Learning first builds the confidence joint matrix between noisy labels and latent “true” labels, and then prunes mislabeled data

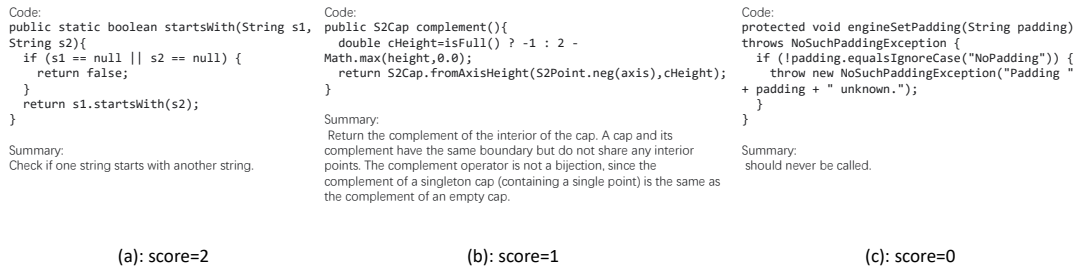


Fig. 2. Examples for code summarization data samples with each score. (a): a typical example with score=2. The summary clearly describes the functionality of the code snippet. (b): an example with score=1. The summary describes the code, but it requires additional context (e.g., API doc) to map the code to the summary. Moreover, the summary contains a large amount of non-functional descriptions. (c): an example with score=0. The summary is irrelevant to the code snippet’s functionality. Note that this sample cannot be detected by the rule-based approach [21].

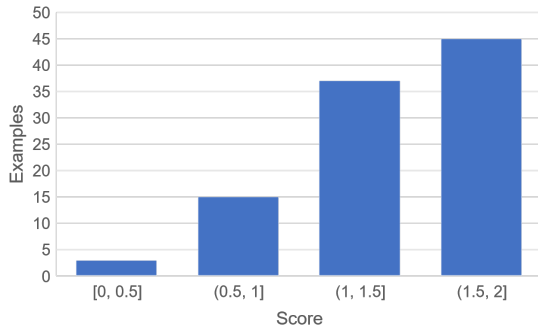


Fig. 3. Histogram of the average human evaluation scores on a small subset of TLC.

based on the off-diagonals of the confidence joint matrix.

- 5) **Simifeat [17]** is a training-free noise detection approach which is based on features from pre-trained models. As this approach requires a pre-trained deep learning model, it can not be applied to trained-from-scratch models. Simifeat uses two different algorithms: voting and ranking to select the most possible “true” label for each sample based on its k-NN neighbours in the feature vector space. If the selected label is different from the label  $\hat{y}$  from the dataset, this sample is considered noisy.

#### D. Base Models

When evaluating the performance of NLL approaches, we must consider the base deep learning models used for prediction tasks. Label noises may have different impacts on various neural models, and hence, we included several different deep learning models in our study. These models include sequence-based and tree/graph-based models commonly used for program language data.

**For the program classification task**, specifically, we have selected the following neural network models:

- 1) **Trained-from-scratch small neural models:** In the early days of deep learning-based program understanding, researchers often treat programs as sequences of tokens and use simple neural networks to model program token sequences. One of the most frequently used

sequential model is LSTM [28], which we will evaluate in our study.

- 2) **Pre-trained sequential models:** In recent years, large pre-trained models have achieved success in natural language and program language-related tasks. Most of these models are based on the Transformer [29] architecture. We choose three pre-trained Transformer encoder models: CodeBERT [24], GraphCodeBERT [30], and UnixCoder [31]. These three models use the same architecture as Roberta [32]. CodeBERT is the first bi-modal pre-trained Transformer model for natural language and program language. It adopts two pre-training objectives: masked language model (MLM) and replaced token detection. GraphCodeBERT further augments CodeBERT with data flow information: it creates a simple data flow graph for input programs during pre-training. UnixCoder uses abstract syntax tree (AST) information in the pre-training stage. Furthermore, UnixCoder tried to use the same model for both its encoder and decoder, which means that its pre-trained model can be applied to both program understanding and generation tasks. All the pre-trained models included in our study belong to the pre-train and fine-tune paradigm: a model is first trained on a large corpus with self-supervised learning, then fine-tuned for the downstream task using the training set of downstream tasks. For larger models such as Codex [33] and GPT-4 [34], these models usually do not require fine-tuning on downstream task datasets, and we leave them for future consideration.
- 3) **Trained-from-scratch graph-based models:** In the past few years, researchers have noticed that programs contain rich structural information, and integrating deep neural networks with program structures can boost the performance of various program understanding tasks. Many works parse programs into ASTs and add control or data flow edges to build program graphs [25], [35], [36]. Many types of graph neural networks (GNN) have been adopted to learn on programs graphs, such as graph convolutional network (GCN), gated graph neural network (GGNN) and heterogeneous graph neural networks. We choose Graph Isomorphism Network

(GIN) [37] for our experiments. GIN has been selected as a strong baseline for many program comprehension works, and has outperformed other GNN baselines in the program classification task [25].

*For the code summarization task*, we adopt the following encoder-decoder models:

- 1) **Transformer**: we use a vanilla trained-from-scratch Transformer encoder-decoder for this task. The Transformer encoder takes the code token sequence as input, and the decoder generates the natural language summary tokens. Similar architectures have been applied to various code summarization datasets and achieved desirable results [38].
- 2) **PLBART** [39] is a large Transformer encoder-decoder model pre-trained on bimodal data in program languages and natural language. It is able to complete various sequence generation tasks in software engineering, and code summarization is one of them. PLBART has achieved state-of-the-art results on code summarization datasets in multiple program languages. To enable the code summarization task, we append short prompts to the encoder and decoder’s input to constrain the output language (e.g., English for the output of code summarization).

#### IV. EVALUATION

##### A. Experimental Setup

Some NLL approaches require setting different hyper-parameters. TraCIn and Co-teaching require the assumed noise rate  $k$  for classification tasks. In our experiment, we use an ideal setting: the real noise rate is known to the model, and we set  $k$  equal to the real training data noise rate. In real practice, the noise rate is often unknown, so our experiments can only demonstrate the theoretical upper bound for these approaches.

##### B. Research Questions and Results

**RQ1: How do label noises in program understanding datasets affect the performances of different deep learning models?**

To answer this question, we only evaluate on the program classification task, because it is intractable to separate noisy samples from high-quality samples for code summarization.

Table I demonstrate the classification results on Java250 with different models, noises, and NLL approaches. We can observe that label noises have different impacts on different neural models. Small trained-from-scratch models, i.e., LSTM and GIN, are prone to label noises in training data. However, large pre-trained models are highly robust against label noises. Even when the noise ratio reaches 50%, the accuracy drop for these models is only 1%-2%. This is because pre-trained models have already acquired knowledge in program semantics through pre-training on large code corpus. Before overfitting to noisy training labels, these models can learn high-quality features for classification tasks and achieve high classification accuracies. Between the two types of noises, all models in our experiment are more prone to label-dependent noise (flip

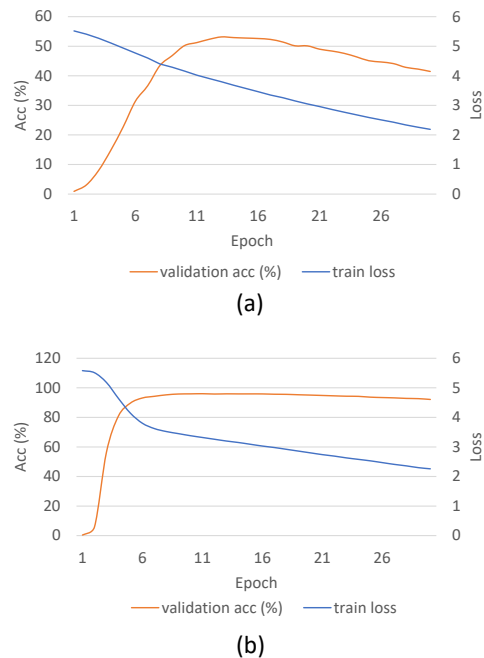


Fig. 4. The training loss and validation accuracy during training on 50% random label noise. (a): LSTM. (b): CodeBERT.

noise) than label-independent noise (random noise). Although pre-trained models are hardly affected by random label noises, their accuracy can still drop over 10% when trained with 40% flip noises.

To further analyze the differences between small models and large pre-trained models on training with noisy labels, we take a deeper look into the training process of different models. Fig. 4 shows the average training loss and validation set accuracy of LSTM and CodeBERT during training on the noisy Java250 dataset. We can see that for the small model LSTM, the training loss gradually drops during the whole training process, while the validation accuracy reaches the peak in around 15 epochs, then starts to drop. On the other hand, for CodeBERT, its loss decreases quickly in the first few epochs and its validation accuracy simultaneously reaches the maximum. Then, the drop of training loss becomes much slower, and the validation accuracy remains high for many epochs. This shows that compared to trained-from-scratch models, large pre-trained models are less likely to overfit the label noises. As pre-trained models have already gained knowledge from pre-training, learning a classifier requires fewer training steps, and label noises are less likely to affect the model’s ability to learn program semantics. With an early stop on a (clean) validation set, random training label noises have little impact on classification accuracy.

**Answer to RQ1:** Label noises in training data significantly lower the classification accuracy for small models, but have a much smaller impact on large pre-trained models. In program classification, label-dependent flip noises

TABLE I

THE CLASSIFICATION ACCURACY (%) ON JAVA250 DATASET WITH DIFFERENT NOISE RATES, NLL APPROACHES, AND DEEP LEARNING MODELS.

Model	No noise	Approach	20% random	20% flip	50% random	40% flip
LSTM	93.04	None	82.88	77.59	56.57	56.32
		Co-teaching	88.25	84.27	<b>77.85</b>	68.25
		TracIn	89.46	<b>88.62</b>	76.81	<b>69.26</b>
		Confident Learning	86.96	86.41	65.12	60.28
		RobustTrainer	<b>91.29</b>	88.47	75.64	61.79
		Baseline-class	90.23	85.43	73.13	57.69
GIN [37]	93.23	None	86.72	81.51	78.73	61.42
		Co-teaching	90.73	88.41	<b>86.42</b>	74.03
		TracIn	90.35	<b>88.47</b>	83.26	<b>75.78</b>
		Confident Learning	88.95	87.68	80.78	67.13
		RobustTrainer	90.51	85.44	82.86	59.51
		Baseline-class	<b>90.95</b>	87.48	85.63	65.23
CodeBERT [24]	98.05	None	97.26	96.05	96.05	85.58
		Co-teaching	97.40	96.95	96.43	86.28
		TracIn	97.80	<b>97.78</b>	96.83	<b>97.06</b>
		Confident Learning	<b>97.81</b>	97.71	96.69	94.27
		Simifeat	96.76	96.79	96.21	89.83
		RobustTrainer	97.05	96.61	97.01	84.87
GraphCodeBERT [30]	98.26	None	97.60	96.41	96.48	87.85
		Co-teaching	97.65	97.66	96.91	90.19
		TracIn	<b>98.14</b>	97.82	97.16	<b>97.21</b>
		Confident Learning	97.99	<b>98.05</b>	97.13	94.63
		Simifeat	97.22	97.35	96.54	90.50
		RobustTrainer	97.59	96.78	<b>97.66</b>	88.13
UnixCoder [31]	98.39	None	97.29	96.52	96.67	90.21
		Co-teaching	97.62	97.39	97.05	92.41
		TracIn	<b>98.25</b>	98.18	97.49	<b>97.31</b>
		Confident Learning	98.06	<b>98.20</b>	97.37	95.19
		Simifeat	97.25	97.31	96.55	92.69
		RobustTrainer	97.48	97.42	97.06	91.59
Baseline-class	98.02	98.03	<b>97.81</b>	93.67		

have a larger influence on both trained-from-scratch and pre-trained models than label-independent random noises.

**RQ2: How do existing noisy label learning approaches perform on classification tasks in program understanding?**

Most existing noisy label approaches focus on two goals: detect **training** label noises or improve the models’ robustness against them. We will first evaluate the capability of NLL approaches on program classification in these two objectives. We follow the experiment settings in previous works: the training set is corrupted with label noises, and the validation/test sets are noise-free.

For Co-teaching and RobustTrainer, the NLL approaches are integrated into the training process of the model  $f(x)$ . As for TracIn, confident Learning and Simifeat, the NLL approaches are separated from model training. These approaches follow the “detect-retrain” pipeline. We first train the model  $f(x)$  on the noisy training set  $\mathcal{D}_{train}$  (for TracIn and Confident Learning), then apply NLL approaches on  $f(x)$  to detect noisy samples. We generate a “clean” training set  $\mathcal{D}'_{train}$  by removing the detected samples, and retrain a new model  $f'(x)$  on  $\mathcal{D}'_{train}$ . Finally,  $f'(x)$  is evaluated on the clean test set.

To gain a clear understanding of the effectiveness of NLL approaches on program classification, we introduce a simple baseline approach: treat all data samples with the predicted label  $y'$  that does not match the label in the dataset  $\hat{y}$  as noisy

samples. After noise detection, we remove the suspected noisy data samples and retrain the model.

To measure the improvements in model robustness, we evaluate the classification accuracies after applying NLL approaches. From the results in Table I, we can find that after applying noisy label learning approaches, the classification accuracies in most models and noise settings are improved. Generally, the improvements on small models are significant, especially for LSTM. For example, with 50% random noises, most NLL approaches can improve accuracy by approximately 20%. In contrast, large pre-trained models only achieve marginal improvements on most NLL approaches because they are already robust against label noises.

Different noisy label learning approaches also behave differently under different noise settings. Generally, TracIn performs best among all the approaches in our study, especially on high ratio of class-dependent (flip) noises. Although TracIn does not show significant strengths over other well-performing NLL approaches (e.g., Co-teaching) on small models, it significantly outperforms all other approaches on pre-trained models with 40% flip noises. Co-teaching achieves similar results to TracIn on small models, but falls below TracIn on pre-trained models with flip noises. Although RobustTrainer outperforms its baseline method Co-teaching on small binary classification datasets [8], it does not show superiority on the noisy program classification task. On random noises, RobustTrainer achieves

similar results compared to state-of-the-art NLL approaches, but it falls behind these approaches on flip noises. Especially, RobustTrainer sometimes encounters convergence issues with 40% flip noises and yields results even lower than without NLL approaches.

As for the simple baseline approach, which directly treats predicted label  $y' \neq \hat{y}$  as noisy labels, it actually performs quite well in our experiments. On the random noise settings, this baseline often outperforms most NLL approaches. However, on the flip noise settings, its performance is lower than TracIn and Confident Learning. The classification accuracies on Simifeat with pre-trained models are lower than other approaches. We believe this is because that Simifeat does not require training/fine-tuning on the classification dataset.

We also compare the performances of different NLL approaches in detecting noisy labeled data in the training set. Table II shows the precision, recall, and f1 in detecting label noises. We only include the approaches that separate model training from noise detection (or do not involve model training).

From the results, we can see that most NLL approaches perform well in detecting noisy training data and achieve an F1 score over 0.85. The only exception is Simifeat, which performs much worse than other approaches. The results in noisy data detection are consistent with the accuracies on the classification task: NLL approaches with higher classification accuracies tend to have higher F1 values in noisy data detection. TracIn achieves the best F1 in most noise settings and models, especially in 40% flip noises and trained-from-scratch models. Notice that TracIn has equal precision/recall/F1 in each experiment setting: this is because the assumed noise rate is equal to the actual noise rate, resulting in the same number of actual noise samples and samples detected as noise, which leads to the same precision and recall. With 20% random noise, 20% flip noise, and 50% random noise, most NLL approaches perform similarly. But when we add 40% of flip noise, we can clearly see that large models perform much better than trained-from-scratch models in noise detection. The simple baseline achieves similar F1 scores compared to Confident Learning and TracIn. Compared to NLL approaches, the baseline’s recall is higher, and precision is lower, indicating that it is likely to report more false positive noise samples.

Another potential application of NLL is detecting label noises in test sets. In many software engineering datasets, training, validation, and test sets are split randomly or based on simple rules without further data processing, so they may share similar noises. In our experiment, we make the following assumption: the training, validation, and test sets have the same noise distribution. In the program classification dataset with synthetic noise, this means that all three subsets are corrupted with the same noise pattern and rate.

Table III demonstrates the evaluation metrics in detecting test data noises for the program classification dataset. Generally, the performances of NLL approaches are similar, but a little lower than their results in detecting training data noises. An unexpected difference is that TracIn performs much worse

on test sets than on training sets, especially in 20% noise rate. Confident Learning is the best-performing NLL approach in most noise settings except for 40% flip noises.

**Answer to RQ2:** Most existing noisy label learning approaches can marginally improve performance in the program classification task, but they do not show significant superiority over a simple baseline on many noise settings. The improvements of NLL approaches on small trained-from-scratch models are larger than on large pre-trained models. Large pre-trained models integrated with NLL approaches can serve as well-performing label noise detectors for detecting both training and test data noise in the program classification task, although a simple baseline can achieve similar results.

**RQ3: How do noisy label learning approaches perform on generation tasks in program understanding?**

Apart from classification tasks, generation tasks, such as program summarization and program repair, is also an important field in program understanding. We make the first attempt to apply NLL on a widely-studied generation task: code summarization. Nearly all of the existing NLL approaches are built for classification tasks, so most of them cannot be applied to code summarization. We mainly inspect TracIn in this experiment because TracIn only relies on data gradients without prior assumptions on the task type. We compare TracIn with a simple baseline: use the loss values to determine the likelihood of noisy samples. Samples with higher losses are more likely to be noisy or low-quality summarization data.

For the code summarization task, there is no clear boundary between “noisy” and “clean” samples, so we cannot perform quantitative analysis like detecting noisy samples for code classification. Instead, we analyze the distribution of scores given by NLL approaches and check whether they are consistent with the distribution of human evaluation scores. Fig. 5 shows the distribution of TracIn scores and losses across different human evaluation scores. We can find that there is some extent of consistency between TracIn scores/losses and human evaluation scores: Generally, samples with higher human evaluation scores tend to have lower losses and influence scores. The consistency is more significant on pre-trained PLBART than the trained-from-scratch Transformer. This indicates that large pre-trained models with NLL approaches can assist human labelers in creating high-quality code summarization datasets and reduce human efforts. However, there still exist exceptions: for example, the average TracIn scores and losses of samples with human evaluation scores in  $[0, 0.5]$  are often smaller than samples with higher human evaluation scores.

To better understand NLL’s ability to identify noisy code summarization samples, we use several examples to demonstrate the similarities and differences between NLL approaches and human evaluation. Fig. 6 shows three examples in our 100-sample code summarization test set. We can observe that for examples (b) and (c), the human evaluation scores are consistent with TracIn influence and loss. Samples with high



TABLE II

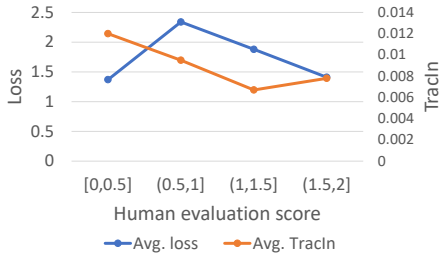
THE PRECISION/RECALL/F1 IN TRAINING DATA NOISE DETECTION WITH DIFFERENT NOISE RATES, MODELS, AND NOISY LABEL LEARNING APPROACHES ON THE JAVA250 DATASET.

Model	Approach	20% random			20% flip			50% random			40% flip		
		P	R	F1	P	R	F1	P	R	F1	P	R	F1
LSTM	TracIn	82.51	82.51	82.51	<b>84.27</b>	84.27	<b>84.27</b>	<b>85.70</b>	85.70	<b>85.70</b>	<b>69.11</b>	69.11	<b>69.11</b>
	Confident Learning	<b>90.95</b>	84.58	<b>87.65</b>	77.50	87.72	82.30	82.18	82.34	82.26	59.98	65.94	62.82
	Baseline-class	72.65	<b>99.96</b>	84.15	60.74	<b>91.43</b>	72.99	74.04	<b>99.83</b>	85.02	56.10	<b>70.55</b>	62.50
GIN [37]	TracIn	84.42	84.42	84.42	73.57	73.57	73.57	84.56	84.56	84.56	<b>69.71</b>	<b>69.71</b>	<b>69.71</b>
	Confident Learning	<b>90.65</b>	85.72	<b>88.12</b>	<b>77.03</b>	89.09	<b>82.62</b>	<b>91.66</b>	84.24	87.10	59.86	65.11	62.38
	Baseline-class	75.50	<b>99.98</b>	86.03	62.54	<b>91.58</b>	74.33	84.14	<b>99.94</b>	<b>91.36</b>	56.43	68.41	61.85
CodeBERT [24]	TracIn	94.21	94.21	94.21	93.69	93.69	93.69	98.37	98.37	98.37	<b>94.35</b>	94.35	<b>94.35</b>
	Confident Learning	<b>99.04</b>	93.97	<b>96.43</b>	<b>96.80</b>	96.56	<b>96.68</b>	<b>99.18</b>	94.61	96.84	91.79	89.74	90.75
	Simifeat	61.10	78.56	68.74	56.67	70.10	62.67	82.75	60.20	69.70	65.23	51.94	57.83
	Baseline-class	92.73	<b>100.00</b>	96.23	89.91	<b>98.57</b>	94.04	96.88	<b>99.99</b>	<b>98.41</b>	82.37	<b>95.30</b>	88.37
GraphCodeBERT [30]	TracIn	96.41	96.41	96.41	95.82	95.82	95.82	99.17	99.17	<b>99.17</b>	<b>93.08</b>	<b>93.08</b>	<b>93.08</b>
	Confident Learning	<b>99.16</b>	95.04	97.06	<b>96.92</b>	97.04	<b>96.98</b>	<b>99.35</b>	93.53	96.36	92.22	89.41	90.79
	Simifeat	57.36	85.26	68.58	62.18	59.67	60.90	79.31	73.06	76.06	69.37	61.26	65.06
	Baseline-class	94.47	<b>99.98</b>	<b>97.15</b>	90.23	<b>98.57</b>	94.21	97.29	<b>99.99</b>	98.62	84.11	94.49	89.00
UnixCoder [31]	TracIn	97.43	97.43	<b>97.43</b>	<b>96.62</b>	96.62	<b>96.62</b>	<b>99.31</b>	99.31	<b>99.31</b>	<b>95.83</b>	<b>95.83</b>	<b>95.83</b>
	Confident Learning	<b>98.57</b>	89.23	93.67	<b>95.14</b>	93.90	94.51	99.30	92.07	95.55	93.69	92.66	93.17
	Simifeat	68.56	81.67	74.54	60.19	72.38	65.72	85.72	65.20	74.06	70.50	47.78	56.96
	Baseline-class	94.03	<b>99.98</b>	96.91	87.86	<b>100.00</b>	93.54	96.72	<b>99.99</b>	98.32	91.15	95.98	93.50

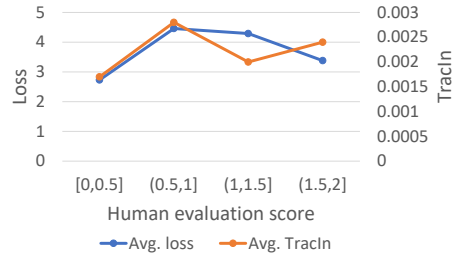
TABLE III

THE PRECISION/RECALL/F1 IN TEST DATA NOISE DETECTION WITH DIFFERENT NOISE RATES, MODELS, AND NOISY LABEL LEARNING APPROACHES ON THE JAVA250 DATASET.

Model	Approach	20% random			20% flip			50% random			40% flip		
		P	R	F1	P	R	F1	P	R	F1	P	R	F1
LSTM	TracIn	76.15	76.15	76.15	<b>79.91</b>	79.91	<b>79.91</b>	<b>85.82</b>	85.82	<b>85.82</b>	<b>71.04</b>	71.04	<b>71.04</b>
	Confident Learning	<b>80.37</b>	80.67	<b>80.52</b>	62.62	84.00	71.75	73.42	84.48	78.56	55.48	65.17	59.93
	Baseline-class	60.54	<b>99.93</b>	75.40	48.77	<b>89.83</b>	63.82	67.38	<b>99.73</b>	80.43	52.35	<b>71.53</b>	60.46
GIN [37]	TracIn	78.63	78.63	78.63	67.30	67.30	67.30	86.85	86.85	86.85	<b>67.10</b>	<b>67.10</b>	<b>67.10</b>
	Confident Learning	<b>83.50</b>	83.33	<b>83.42</b>	<b>68.76</b>	86.07	<b>76.45</b>	<b>91.08</b>	83.49	87.12	57.09	65.28	60.91
	Baseline-class	65.57	<b>99.93</b>	79.19	54.43	<b>91.03</b>	68.13	83.23	<b>99.92</b>	<b>90.81</b>	54.24	70.27	61.26
CodeBERT [24]	TracIn	79.83	79.83	79.83	79.90	79.90	79.90	94.56	94.56	94.56	<b>91.90</b>	<b>91.90</b>	<b>91.90</b>
	Confident Learning	<b>96.69</b>	92.47	<b>94.53</b>	<b>95.40</b>	96.10	<b>95.75</b>	<b>98.89</b>	92.76	95.73	82.29	79.80	81.03
	Simifeat	51.24	76.60	61.40	46.95	69.03	55.89	81.62	55.23	65.88	60.91	53.98	57.24
	Baseline-class	89.15	<b>100.00</b>	94.27	88.43	<b>99.90</b>	93.82	95.88	<b>100.00</b>	<b>97.89</b>	73.16	83.18	77.85
GraphCodeBERT [30]	TracIn	81.17	81.17	81.17	81.20	81.20	81.20	95.24	95.24	95.24	<b>93.20</b>	<b>93.20</b>	<b>93.20</b>
	Confident Learning	<b>98.53</b>	91.70	94.99	<b>95.98</b>	95.50	<b>95.74</b>	<b>99.24</b>	92.55	95.77	89.74	87.75	88.73
	Simifeat	46.87	68.13	55.53	44.32	64.33	52.48	77.84	47.69	59.14	59.50	51.85	55.41
	Baseline-class	91.60	<b>99.97</b>	<b>95.60</b>	89.11	<b>99.03</b>	93.81	96.47	<b>99.99</b>	<b>98.20</b>	82.90	91.87	87.15
UnixCoder [31]	TracIn	90.00	90.00	90.00	89.80	89.80	89.80	97.39	97.39	97.39	<b>96.03</b>	96.03	<b>96.03</b>
	Confident Learning	<b>98.13</b>	90.97	94.41	<b>95.79</b>	94.57	<b>95.17</b>	<b>98.67</b>	90.81	94.58	92.83	92.17	92.50
	Simifeat	58.50	84.30	69.07	52.74	74.27	61.68	88.85	65.81	75.61	52.67	55.85	54.21
	Baseline-class	92.45	<b>99.97</b>	<b>96.06</b>	90.10	<b>100.00</b>	94.79	95.45	<b>100.00</b>	<b>97.58</b>	91.42	<b>97.98</b>	94.59



(a)



(b)

Fig. 5. A comparison between NLL approaches (TracIn and loss) and human evaluation on the TLC code summarization test subset. (a): PLBART. (b): Transformer.

human evaluation scores have low TracIn influence/loss and vice versa. However, for example (a), NLL approaches give

wrong predictions. Its summary does not describe the code, but the TracIn influence and loss are relatively low. We assume

	Code: public void or(Criteria criteria){ oredCriteria.add(criteria); }	Human eval: 0 TracIn: 0.0024 Rank: 17 Loss: 0.4829 Rank: 13
(a)	Summary: This method was generated by MyBatis Generator. This method corresponds to the database table company_application  Generated output: this method was generated by mybatis generator . this method corresponds to the database table user	
	Code: public boolean initStream(ReadStream readStream,ReadStream rawStream) throws IOException { readStream.init(_inStream); return true; }	Human eval: 2 TracIn: 0.0027 Rank: 20 Loss: 0.8441 Rank: 21
(b)	Summary: Initialize the read stream from the raw stream.  Generated output: initialize the read stream .	
	Code: public void endElement(String qName) throws SAXException { if (!InNamespaces) { if (contentHandler != null) { contentHandler.endElement("", "", qName.intern()); } return; } String names[]=processName(qName, false, false); if (contentHandler != null) { contentHandler.endElement(names[0], names[1], names[2]); Enumeration prefixes=nsSupport.getDeclaredPrefixes(); while (prefixes.hasMoreElements()) { String prefix=(String)prefixes.nextElement(); contentHandler.endPrefixMapping(prefix); } } nsSupport.popContext(); }	Human eval: 0.5 TracIn: 0.0151 Rank: 92 Loss: 3.2801 Rank: 95
(c)	Summary: Adapter implementation method; do not call. Adapt a SAX1 end element event.  Generated output: receive notification of the end of an element .	

Fig. 6. Cases from TLC’s test set with quality scores produced by human evaluation, TranIn, and losses. The TracIn influences and losses are ranked from low to high within the 100 samples. The TracIn influence, loss, and generated summary are produced from PLBART.

TABLE IV  
THE BLEU-4 SCORE FOR CODE SUMMARIZATION ON OUR HIGH-QUALITY TEST SET WITH DIFFERENT MODELS AND NLL APPROACHES.

Model	w/o NLL	TracIn	Baseline-loss
Transformer	19.27	<b>22.13</b>	21.97
PLBART	32.46	<b>35.67</b>	32.92

this is because this summary pattern frequently occurs in the training set, which makes the model generate an output similar to the low-quality summary in this sample. This will result in a low loss and gradient, thus leading to a low TracIn score.

We also analyze the effect of NLL on learning with noisy training data for code summarization. To make an accurate evaluation, we need to build a high-quality test set first. We use the samples from the 100-sample subset with human evaluation scores larger than 1 as the test set for our experiment. After training on the original TLC dataset, we remove 20% samples with the highest TracIn influences or losses. Then we retrain the code summarization model and evaluate it on our selected test set. The results of this experiment are shown in Table IV. The results show that NLL approaches improve

the BLEU score on our small test set for both trained-from-scratch Transformer and large pre-trained PLBART. TracIn achieve better results than the loss-based baseline approach. Due to the massive effort of human annotation, we are unable to use large-scale human-evaluated test sets, and we leave this to future researchers.

**Answer to RQ3:** The noisy label learning approach TranIn is useful in both noisy data detection and improving model performance for code summarization, and it outperforms the loss-based baseline. This suggests that NLL can be useful in improving the quality of code summarization datasets.

## V. CONCLUSION

In this paper, we conduct the first empirical study on noisy label learning for program understanding. Our study covers a wide range of NLL approaches, deep learning models, and program understanding tasks. In particular, we investigate NLL for generation tasks in program understanding, which has not been explored before. Our evaluation results show that NLL approaches are useful in detecting noisy labeled samples, but

are not so helpful in improving the performances of large pre-trained code models.

In the future, the main trend in deep learning for program understanding is the increasing popularity of large pre-trained models, and prompt learning with GPT-based models is likely to surpass traditional supervised learning in many tasks. Therefore, rather than using NLL to enhance model robustness against training label noises, we believe it is more meaningful to utilize NLL to assist human experts in constructing higher-quality program understanding datasets for evaluation and pre-training. Another direction is to explore the possibility of NLL in the generation tasks of program understanding, such as code generation and program repair.

## REFERENCES

- [1] L. Mou, G. Li, L. Zhang, T. Wang, and Z. Jin, "Convolutional neural networks over tree structures for programming language processing," in *Proceedings of the AAAI conference on artificial intelligence*, vol. 30, no. 1, 2016.
- [2] Y. Zhou, S. Liu, J. Siow, X. Du, and Y. Liu, "Devign: Effective vulnerability identification by learning comprehensive program semantics via graph neural networks," *Advances in neural information processing systems*, vol. 32, 2019.
- [3] X. Hu, G. Li, X. Xia, D. Lo, and Z. Jin, "Deep code comment generation," in *Proceedings of the 26th conference on program comprehension*, 2018, pp. 200–210.
- [4] Y. Li, S. Wang, and T. N. Nguyen, "Dlfix: Context-based code transformation learning for automated program repair," in *Proceedings of the ACM/IEEE 42nd International Conference on Software Engineering*, 2020, pp. 602–614.
- [5] H. Khayrallah and P. Koehn, "On the impact of various types of noise on neural machine translation," *arXiv preprint arXiv:1805.12282*, 2018.
- [6] A. Li, L. Zhang, J. Tan, Y. Qin, J. Wang, and X.-Y. Li, "Sample-level data selection for federated learning," in *IEEE INFOCOM 2021-IEEE Conference on Computer Communications*. IEEE, 2021, pp. 1–10.
- [7] A. T. Dau, N. D. Bui, T. Nguyen-Duc, and H. Thanh-Tung, "Towards using data-influence methods to detect noisy samples in source code corpora," in *37th IEEE/ACM International Conference on Automated Software Engineering*, 2022, pp. 1–3.
- [8] Z. Li, M. Pan, Y. Pei, T. Zhang, L. Wang, and X. Li, "Robust learning of deep predictive models from noisy and imbalanced software engineering datasets," in *37th IEEE/ACM International Conference on Automated Software Engineering*, 2022, pp. 1–13.
- [9] R. Croft, M. A. Babar, and H. Chen, "Noisy label learning for security defects," in *Proceedings of the 19th International Conference on Mining Software Repositories*, 2022, pp. 435–447.
- [10] P. W. Koh and P. Liang, "Understanding black-box predictions via influence functions," in *International conference on machine learning*. PMLR, 2017, pp. 1885–1894.
- [11] G. Pruthi, F. Liu, S. Kale, and M. Sundararajan, "Estimating training data influence by tracing gradient descent," *Advances in Neural Information Processing Systems*, vol. 33, pp. 19920–19930, 2020.
- [12] J. Shu, Q. Xie, L. Yi, Q. Zhao, S. Zhou, Z. Xu, and D. Meng, "Meta-weight-net: Learning an explicit mapping for sample weighting," *Advances in neural information processing systems*, vol. 32, 2019.
- [13] G. Zheng, A. H. Awadallah, and S. Dumais, "Meta label correction for noisy label learning," in *Proceedings of the AAAI Conference on Artificial Intelligence*, vol. 35, no. 12, 2021, pp. 11 053–11 061.
- [14] B. Han, Q. Yao, X. Yu, G. Niu, M. Xu, W. Hu, I. Tsang, and M. Sugiyama, "Co-teaching: Robust training of deep neural networks with extremely noisy labels," *Advances in neural information processing systems*, vol. 31, 2018.
- [15] X. Yu, B. Han, J. Yao, G. Niu, I. Tsang, and M. Sugiyama, "How does disagreement help generalization against label corruption?" in *International Conference on Machine Learning*. PMLR, 2019, pp. 7164–7173.
- [16] C. Northcutt, L. Jiang, and I. Chuang, "Confident learning: Estimating uncertainty in dataset labels," *Journal of Artificial Intelligence Research*, vol. 70, pp. 1373–1411, 2021.
- [17] Z. Zhu, Z. Dong, and Y. Liu, "Detecting corrupted labels without training a model to predict," in *International Conference on Machine Learning*. PMLR, 2022, pp. 27 412–27 427.
- [18] K. Herzig, S. Just, and A. Zeller, "It's not a bug, it's a feature: how misclassification impacts bug prediction," in *2013 35th international conference on software engineering (ICSE)*. IEEE, 2013, pp. 392–401.
- [19] S. Yatissh, J. Jiarpakdee, P. Thongtanunam, and C. Tantithamthavorn, "Mining software defects: Should we consider affected releases?" in *2019 IEEE/ACM 41st International Conference on Software Engineering (ICSE)*. IEEE, 2019, pp. 654–665.
- [20] M. Allamanis, E. T. Barr, P. Devanbu, and C. Sutton, "A survey of machine learning for big code and naturalness," *ACM Computing Surveys (CSUR)*, vol. 51, no. 4, pp. 1–37, 2018.
- [21] L. Shi, F. Mu, X. Chen, S. Wang, J. Wang, Y. Yang, G. Li, X. Xia, and Q. Wang, "Are we building on the rock? on the importance of data preprocessing for code summarization," in *Proceedings of the 30th ACM Joint European Software Engineering Conference and Symposium on the Foundations of Software Engineering*, 2022, pp. 107–119.
- [22] Z. Sun, L. Li, Y. Liu, X. Du, and L. Li, "On the importance of building high-quality training datasets for neural code search," in *Proceedings of the 44th International Conference on Software Engineering*, 2022, pp. 1609–1620.
- [23] J. Zhang, X. Wang, H. Zhang, H. Sun, K. Wang, and X. Liu, "A novel neural source code representation based on abstract syntax tree," in *2019 IEEE/ACM 41st International Conference on Software Engineering (ICSE)*. IEEE, 2019, pp. 783–794.
- [24] Z. Feng, D. Guo, D. Tang, N. Duan, X. Feng, M. Gong, L. Shou, B. Qin, T. Liu, D. Jiang *et al.*, "Codebert: A pre-trained model for programming and natural languages," in *Findings of the Association for Computational Linguistics: EMNLP 2020*, 2020, pp. 1536–1547.
- [25] R. Puri, D. S. Kung, G. Janssen, W. Zhang, G. Domeniconi, V. Zolotov, J. Dolby, J. Chen, M. Choudhury, L. Decker *et al.*, "Codenet: A large-scale ai for code dataset for learning a diversity of coding tasks," in *Thirty-fifth Conference on Neural Information Processing Systems Datasets and Benchmarks Track (Round 2)*, 2021.
- [26] X. Hu, G. Li, X. Xia, D. Lo, S. Lu, and Z. Jin, "Summarizing source code with transferred api knowledge," 2018.
- [27] D. Angluin and P. Laird, "Learning from noisy examples," *Machine Learning*, vol. 2, pp. 343–370, 1988.
- [28] S. Hochreiter and J. Schmidhuber, "Long short-term memory," *Neural computation*, vol. 9, no. 8, pp. 1735–1780, 1997.
- [29] A. Vaswani, N. Shazeer, N. Parmar, J. Uszkoreit, L. Jones, A. N. Gomez, L. Kaiser, and I. Polosukhin, "Attention is all you need," *Advances in neural information processing systems*, vol. 30, 2017.
- [30] D. Guo, S. Ren, S. Lu, Z. Feng, D. Tang, L. Shujie, L. Zhou, N. Duan, A. Svyatkovskiy, S. Fu *et al.*, "Graphcodebert: Pre-training code representations with data flow," in *International Conference on Learning Representations*, 2021.
- [31] D. Guo, S. Lu, N. Duan, Y. Wang, M. Zhou, and J. Yin, "Unixcoder: Unified cross-modal pre-training for code representation," in *Proceedings of the 60th Annual Meeting of the Association for Computational Linguistics (Volume 1: Long Papers)*, 2022, pp. 7212–7225.
- [32] Y. Liu, M. Ott, N. Goyal, J. Du, M. Joshi, D. Chen, O. Levy, M. Lewis, L. Zettlemoyer, and V. Stoyanov, "Roberta: A robustly optimized bert pretraining approach," *arXiv preprint arXiv:1907.11692*, 2019.
- [33] M. Chen, J. Tworek, H. Jun, Q. Yuan, H. P. d. O. Pinto, J. Kaplan, H. Edwards, Y. Burda, N. Joseph, G. Brockman *et al.*, "Evaluating large language models trained on code," *arXiv preprint arXiv:2107.03374*, 2021.
- [34] OpenAI, "Gpt-4 technical report," 2023.
- [35] M. Allamanis, M. Brockschmidt, and M. Khademi, "Learning to represent programs with graphs," in *International Conference on Learning Representations*, 2018.
- [36] W. Wang, G. Li, B. Ma, X. Xia, and Z. Jin, "Detecting code clones with graph neural network and flow-augmented abstract syntax tree," in *2020 IEEE 27th International Conference on Software Analysis, Evolution and Reengineering (SANER)*. IEEE, 2020, pp. 261–271.
- [37] K. Xu, W. Hu, J. Leskovec, and S. Jegelka, "How powerful are graph neural networks?" in *International Conference on Learning Representations*, 2019.
- [38] W. Ahmad, S. Chakraborty, B. Ray, and K.-W. Chang, "A transformer-based approach for source code summarization," in *Proceedings of the 58th Annual Meeting of the Association for Computational Linguistics*, 2020, pp. 4998–5007.

- [39] —, “Unified pre-training for program understanding and generation,” in *Proceedings of the 2021 Conference of the North American Chapter of the Association for Computational Linguistics: Human Language Technologies*, 2021, pp. 2655–2668.