

Revisiting the old end of the Milky Way open cluster age function

Andrés E. Piatti^{1,2,*}

¹Instituto Interdisciplinario de Ciencias Básicas (ICB), CONICET-UNCUYO, Padre J. Contreras 1300, M5502JMA, Mendoza, Argentina;

²Consejo Nacional de Investigaciones Científicas y Técnicas (CONICET), Godoy Cruz 2290, C1425FQB, Buenos Aires, Argentina

*Corresponding author. E-mail: andres.piatti@fcen.uncu.edu.ar

Abstract. The age distribution of the open cluster system is a key piece of information to decipher the star formation history of the Milky Way disk. Recently, a remarkable earlier drop of its older end was found, which caught our attention. Precisely, we analyzed in detail the population of open clusters older than 1 Gyr located inside a circle of 2.0 kpc from the Sun contained in the Milky Way Star Cluster catalog, using the Data Release 3.0 of the *Gaia* survey, and found that it contains a slightly larger old open cluster population with respect to that witnessing the earlier drop age distribution. However, there are still some aspects that deserve further attention in order to undoubtedly handle a statistically complete cluster sample, that allows us to comprehensively know the older end of the open cluster age distribution function. We discuss some reasons that affect such a completeness, among them, the photometric depth of the database employed, the performance of machine learning techniques used to recognize open clusters, the cleaning of cluster color-magnitude diagrams from field star contamination, etc.

Keywords. Galaxy: open clusters and associations: general — methods: data analysis — methods: statistical

1. Introduction

Recently, Anders *et al.* (2021) showed that the population of Milky Way open clusters older than ~ 1 Gyr, located closer than 2 kpc from the Sun, is much smaller than previously known, which brings important implications to our comprehensive knowledge of the formation and evolution of the Milky Way open cluster system. They arrived at this result from the comparison of their derived open cluster age function with that obtained from the Milky Way Star Cluster catalog (MWSC; Kharchenko *et al.*, 2013; Piskunov *et al.*, 2018; Krumholz *et al.*, 2019). The decrease in the number of open clusters older than ~ 1 Gyr in the Anders *et al.* (2021)'s sample comes from the fact that they could not confirm as genuine open clusters many of those included in the MWSC catalog in that age range. Anders *et al.* (2021)'s compilation includes 268 open clusters older than 1 Gyr (also found in the MWSC catalog); an amount nearly twice the number of old open clusters in the MWSC catalog not detected by them. The fundamental parameters (age, distance, metallicity, etc) of the latter have been extensively used in studies of the open cluster system and the Milky way disk (e.g. Joshi *et al.*, 2016; Kharchenko *et al.*, 2016; Dib *et al.*, 2018), which means that they have been considered real physical systems.

As mentioned by Cantat-Gaudin *et al.* (2018), on which Anders *et al.* (2021) based their work, there are some reasons that explain the lack of detection of open clusters in their analysis, among them, the density of the background, the interstellar extinction, the cluster's star richness, the difference of proper motion between the cluster and the field, the cluster age, etc. Indeed, older open clusters, and particularly those more distant, contain Main Sequence stars fainter than the magnitude limit used for detecting open clusters in the Anders *et al.* (2021)'s sample. Therefore, it arises necessary to revisit those non-detected clusters in the MWSC catalog with the aim of examining their physical nature.

In contrast with this resulting decrease in the number of confirmed old open clusters, evidence of enhanced cluster formation episodes with two primary excesses at ~ 10 -15 Myr and 1.5 Gyr were found by Piatti (2010). He used 1787 open clusters from the Dias *et al.* (2002)'s catalog, and confirmed both age peaks when restricting the sample of open clusters to those located in the solar neighborhood, with the aim of avoiding incompleteness effects. Moreover, recent search for new open clusters based on the *Gaia* DR3 database (Gaia Collaboration *et al.*, 2016; Babusiaux *et al.*, 2022) and a variety of machine learning techniques have found many new open clusters older than 1 Gyr (see, for instance, Kounkel *et al.*, 2020; Castro-Ginard *et al.*, 2022;

Hao *et al.*, 2022; Qin *et al.*, 2023, among others). In this sense, previous efforts in assessing the physical reality of open clusters showed the importance of dealing with a statistically complete sample of genuine open clusters for studies of the recovery of the open cluster formation history and their destruction rate, the structure of the Milky Way disk, etc (Piatti *et al.*, 2011; Piatti, 2017; Dias *et al.*, 2021).

Precisely, the main goal of this paper is to reanalyze the sample of open clusters older than 1 Gyr included in the MWSC catalog that are not present in the open cluster age function obtained by Anders *et al.* (2021), with the aim of providing a robust assessment on their physical nature. We describe the analysis strategy in Section 2 and discuss the derived results in Section 3. We include in the Appendix all the supporting material in order to ease the reading of the text.

2. Data analysis

In order to compile a list of open clusters included in the MWSC catalog with ages larger than 1 Gyr, not detected by Anders *et al.* (2021), we compared both catalogs using the IRAF¹ TTOOLS.TDIFFER task, which creates an output table that includes only the rows that differ between two input tables. We note that the Anders *et al.* (2021)’s sample consists of open clusters located closer than 2.0 kpc from the Sun, so that we constrained our analysis to those clusters. As a comparison variable, we employed the clusters’ names, and from the resulting list of clusters we selected those older than 1 Gyr, which turned out to be 136 open clusters. Before cross-matching the tables, which are very well manageable, we took care of spaces, underscores, different abbreviations, multiple names, etc, so that, we are confident that cross-matching names was in this case more secure than using coordinates, etc.

We then searched the literature seeking for detailed studies independent from Kharchenko *et al.* (2013) and Anders *et al.* (2021), focused on these 136 open clusters. This is to guarantee a third party analysis that give us an independent assessment on the selected open clusters. We found 17 open clusters that comply with that precepts. They are listed in Table 1 with the respective references. As can be seen, the detail studied open clusters represent ~ 13 per cent of the whole sample (136). This shows that most of the 136 selected open clusters have not been studied in detail other than by Kharchenko *et al.* (2013) and/or Anders *et al.* (2021), which justifies to be embarked in this work.

Table 1 shows that previous detailed works on some open clusters have confirmed their physical nature. We rely on these works as a support for the existence of these objects as real open clusters older than 1 Gyr. From this point of view, we assume that the lack of detection of them by Anders *et al.* (2021) could be caused by some of the reasons described in Cantat-Gaudin *et al.* (2018). Nevertheless, there is one object, ESO 436-02, which was also discarded by Piatti *et al.* (2017) as a genuine star aggregate (see Table 1). We think that if more detailed studies of MWSC open clusters were carried out, some of them could be confirmed as real physical systems. Only 5 out of 10 old open clusters in Table 1 (Bica 6, ESO 425-15, ESO 447-29, ESO 552-05, NGC 7036) are located within 2.0 kpc from the Sun (see references in Table 1), so that they represent nearly a 2 per cent increase in the Anders *et al.* (2021)’s old open cluster sample. The remaining old open clusters in Table 1 have heliocentric distances from 2.3 up to 6.3 kpc, with an average of 4.0 kpc. We note that their heliocentric distances in the MWSC catalog are smaller than 2.0 kpc.

The age estimates of open clusters older than 1 Gyr in Table 1, although derived from different studies, are in a general agreement with those of the MWSC catalog. We obtained an average value and dispersion of $\log(\text{age})_{\text{our}} - \log(\text{age})_{\text{MWSC}} = 0.02 \pm 0.21$. However, we found that 6 MWSC old open clusters resulted to be younger from detailed independent works. We think that this discrepancy arises from constraints in the star field decontamination procedure of open cluster color-magnitude diagrams (CMDs) (Kharchenko *et al.*, 2013), which could mislead the fitting of theoretical isochrones. This is also the case of the not confirmed open cluster ESO 436-02.

2.1 HDBSCAN analysis

From the above analysis, there are still 119 open clusters not included in the compilation of Anders *et al.* (2021), for which the MWSC catalog provides age estimates larger than 1 Gyr. As far as we are aware, these objects do not have in the literature any independent studies. Because of the confirmation of these objects as old open clusters is important in order to have a comprehensive knowledge of the older end of the Milky Way open cluster age distribution, we decided to analyze them using independent data sets and analysis methods.

We retrieved from the *Gaia* DR3 (Gaia Collaboration *et al.*, 2016; Babusiaux *et al.*, 2022) database R.A. and Dec. coordinates, parallaxes (ϖ), proper motions in R.A. and Dec. (pmra, pmdec), with their associated uncertainties, and *G*, *BP*, and *RP* magnitudes of stars located inside circles with a radius of 30 arcmin

¹<https://iraf-community.github.io/>

Table 1. Literature search for selected MWSC catalog's open clusters. Open clusters are listed according to their literature's ages in descendent order.

Name	$\log(\text{age} / \text{yr})$	Ref.	$\log(\text{age} / \text{yr})_{\text{MWSC}}$
Open clusters older than 1 Gyr			
NGC 1663	9.70 ± 0.20	4	9.40
FSR 0070	≈ 9.70	5	9.57
ESO 447-29	9.60 ± 0.25	2	9.50
ESO 522-05	9.50 ± 0.20	3	9.50
ESO 137-23	9.45 ± 0.15	1	9.55
vdBergh-Hagen 118	9.45 ± 0.05	8	9.05
NGC 7036	9.35 ± 0.10	4	9.45
Koposov 77	9.10 ± 0.10	6	9.45
ESO 425-15	9.05 ± 0.15	4	9.01
Bica 6	9.00 ± 0.05	7	9.19
Open clusters younger than 1 Gyr			
ESO 429-13	8.95 ± 0.15	1	9.02
ASCC 92	8.85 ± 0.05	12	9.08
Collinder 351	8.85 ± 0.10	9	9.00
ESO 426-26	8.80 ± 0.10	4	9.13
Lyngå 8	8.60 ± 0.10	4	9.29
FSR 0224	6.74 ± 0.05	10	9.01
Not confirmed open clusters			
ESO 436-02	–	11	9.1

Ref: 1) Piatti *et al.* (2019); 2) Monteiro *et al.* (2017); 3) Tadross (2008);
 4) Angelo *et al.* (2019); 5) Bica *et al.* (2008); 6) Yadav *et al.* (2011);
 7) Bonatto *et al.* (2008); 8) Piatti (2016); 9) Angelo *et al.* (2020);
 10) Dias *et al.* (2021); 11) Piatti *et al.* (2017); 12) Piatti (2023).

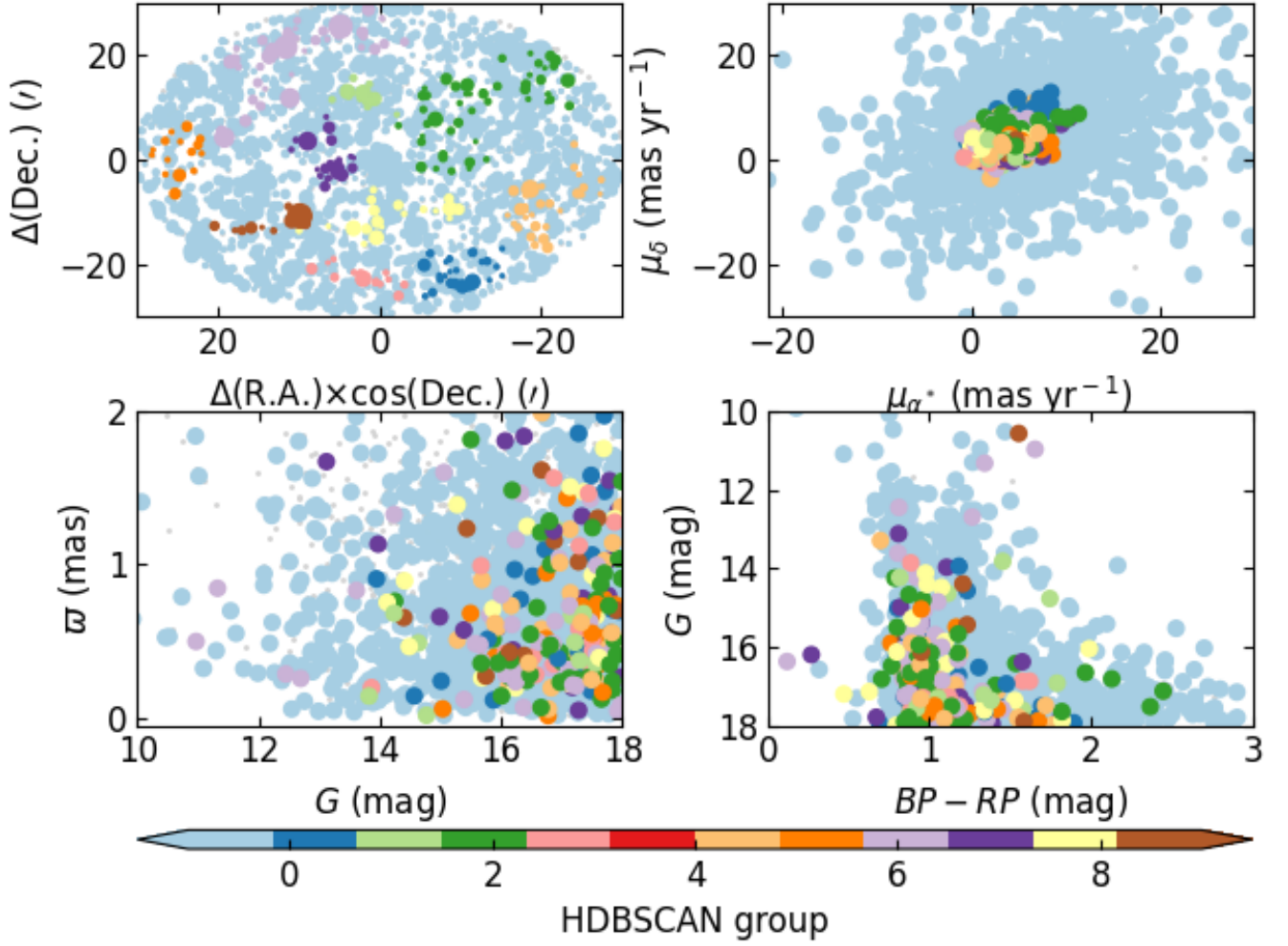


Figure 1. Diagnostic diagrams from the HDBSCAN analysis for stars in the field of NGC 1520, for which HDBSCAN identified an unphysical stellar system. Colored points correspond to nine different HDBSCAN groups of stars in the 5D-phase space.

from the centers of these 119 open clusters. We filtered the data following the recommendations described by Cantat-Gaudin *et al.* (2018) and imposed the following cuts: $G < 18$ mag, and $|\text{pmra}|, |\text{pmdec}| < 30$ mas/yr (see Hunt & Reffert, 2021).

A real open cluster is featured by being a spatial stellar overdensity, composed of stars located at a nearly same distance from the Sun and sharing a mean motion. These conditions can be used by any clustering search engine to identify open clusters in the *Gaia* DR3 database. We used the recommended HDBSCAN (Hierarchical Density-Based Spatial Clustering of Applications with Noise, Campello *et al.*, 2013) Gaussian mixture model technique (Hunt & Reffert, 2021) to search for overdensities in the 5D-phase space defined by R.A., Dec., ϖ , pmra, and pmdec. The `min_cluster_size` parameter was varied between 4 and 15 dex in steps of 1 dex, and from each output we built diagnostic plots as illustrated in Fig. 1, where HDBSCAN identified stellar groups. We colored the points according to the `clusterer.labels_` parameter, which labels the different identified groups of stars in the 5D-phase space. As can be seen, not only a group of stars is identified close to the $(\Delta(\text{R.A.}) \times \cos(\text{Dec.}), \Delta(\text{Dec.})) = (0, 0)$ (centered on the object), but also across the searched field.

The number of groups and the stars included in them can vary with the `min_cluster_size` parameter. Therefore, we visually inspected the four panels of Fig. 1 looking for the optimum `min_cluster_size` value towards which the `clusterer.labels_` values remain constant and with similar star distributions. Each `clusterer.labels_` value corresponds to a particular group of stars in Fig. 1. Once we chose a group of stars, and hence its respective `clusterer.labels_` value, we built Fig. 2 for all its stars, which shows the distribution of the selected 5D-phase space clustered stars in four different plots. HDBSCAN provides also the membership probability of each star to the corresponding group. For the sake of the reader, Fig. 2 illustrates an example of a group of stars not confirmed as an open cluster (see Table 2). If the chosen group of stars shows the expected small dispersion in the Vector Point diagram $(\Delta(\text{pmra}), \Delta(\text{pmdec})) \sim (1 \text{ mas/yr}, 1 \text{ mas/yr})$ (Hunt & Reffert, 2021); a relative constant trend with ϖ in the ϖ versus G diagram; and a CMD with star sequences that suggests the presence of an old open cluster, we selected that object as a possible candidate for a further detailed analysis. Figs. 3 and 4 show the number of stars for each candidate cluster, colored according to their membership probabilities.

Table 2 lists the names of the objects that could not be confirmed as old open clusters, because their diagnostic plots do not satisfy the above requirements.

We are aware of the uncertainties in the *Gaia* DR3 data sets, particularly in the $14 \leq G \text{ (mag)} \leq 18$ range used, namely: $\sigma(\varpi) \leq 0.2$ mas; $\sigma(\text{pmra}, \text{pmdec}) \leq 0.2$ mas/yr; $\sigma(G) \leq 0.01$ mag, $\sigma(\text{BP}, \text{RP}) \leq 0.02$ mag (Babusiaux *et al.*, 2022; Gaia Collaboration *et al.*, 2022). These uncertainties do not affect the assessments made on the diagnostic plots (see, e.g., Fig. 2). As an exercise, we took into account the parallax uncertainties (parallax is the most uncertain parameter) for all the examined open clusters to extensively test HDBSCAN by using parallax values generated randomly from a normal distribution using the respective mean values and associated errors. For the individual executions we repeated the above analysis and recovered `min_cluster_size` and `clusterer.labels_` values that led us to conclude on the same object status found previously. Table 2 lists 110 objects, which represent nearly 80% of the open clusters older than 1 Gyr catalogued by Kharchenko *et al.* (2013) that were not included in the compilation by Anders *et al.* (2021).

There are still 9 remaining objects from the HDBSCAN analysis whose diagnostic plots hint at the possibility of being open clusters older than 1 Gyr. When running HDBSCAN, proper motions resulted to be the variables with much clearer clustering; in most of the cases with points' dispersion smaller than a couple of mas/yr. Moreover, HDBSCAN identified only one group of points in the Vector Point diagrams for each one of these objects. All the stars considered resulted to be spatially distributed in different groups (see Fig. 1), which suggests that proper motions alone cannot be used as a driven parameter to detect open clusters. Jaehnig *et al.* (2021) recently based their discovery of new 11 open clusters on Vector Point diagrams' overdensities using *Gaia* DR2 data sets. The 11 new objects exhibit CMD star sequences resembling those of open clusters. However, Piatti *et al.* (2023) showed that the dispersion of their fundamental properties (age, distance, reddening, metallicity) turned out to be much larger than those usually obtained for open clusters. Indeed, they resemble those of ages and metallicities of composite star field populations, or possibly sparse groups of stars. This result prevent us of using proper motions as a main drivers for identifying real open clusters.

Parallaxes resulted the less clustered variable while running HDBSCAN, except in the cases of the stars of the 9 aforementioned open clusters. Nevertheless, their ϖ versus G diagrams need some additional cleaning of interlopers; mainly stars located in the line of sight towards the open clusters with proper motions similar to that of cluster members.

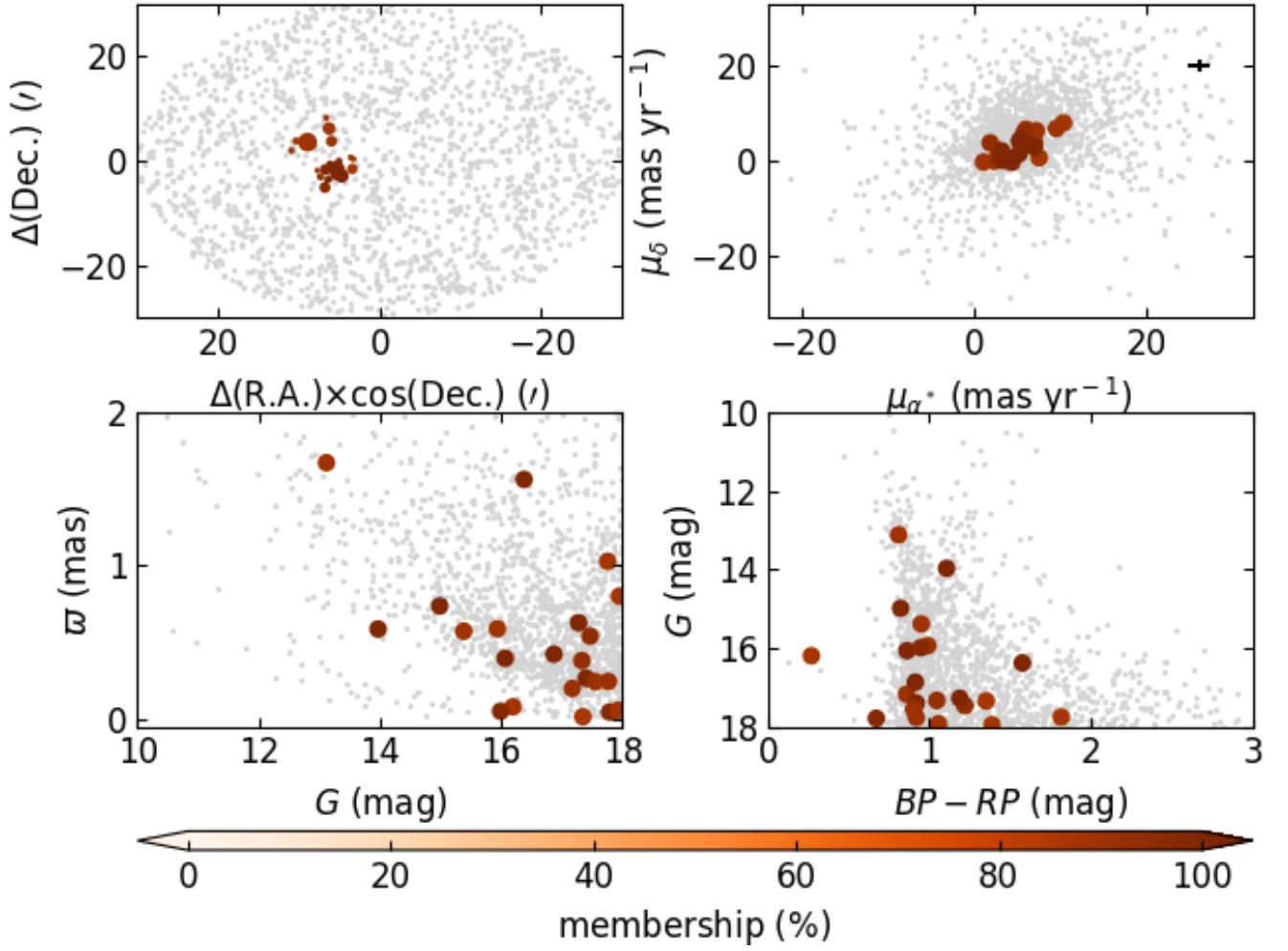


Figure 2. Diagnostic diagrams for a selected group of stars in the field of NGC 1520 chosen from Fig. 1. Colored points represent different membership probabilities. Grey dots represent the whole *Gaia* DR3 data sets used. The object was discarded as an open cluster because it does not show the expected small dispersion in the Vector Point diagram ($\Delta(\text{pmra}), \Delta(\text{pmdec}) \sim (1 \text{ mas/yr}, 1 \text{ mas/yr})$, (see top-right panel), neither a relative constant trend with ϖ in the ϖ versus G diagram, nor a CMD with star sequences that suggests the presence of an old open cluster. NGC 1520 was removed from the NGC catalog by Sulentic *et al.* (1973), as pointed out by Cantat-Gaudin & Anders (2020), who also concluded that it is not an open cluster. Symbol size in the top-left panel is proportional to the star brightness.

Table 2. Open clusters in the MWSC catalog not included in the Anders *et al.* (2021)’s compilation and not confirmed as older than 1 Gyr in this work by running HDBSCAN as a diagnostic test.

ASCC 48	ESO 456-72	FSR 0700	FSR 1489	NGC 1641
ASCC 57	ESO 464-09	FSR 0717	FSR 1554	NGC 2132
C1331-622	ESO 502-19	FSR 0724	FSR 1574	NGC 2143
Carraro 1	ESO 570-12	FSR 0733	FSR 1577	NGC 2189
Collinder 21	FSR 0014	FSR 0817	FSR 1579	NGC 2240
Collinder 196	FSR 0050	FSR 0820	FSR 1607	NGC 2306
Dol-Dzim 2	FSR 0085	FSR 0821	FSR 1631	NGC 2319
Dol-Dzim 6	FSR 0091	FSR 0843	FSR 1652	NGC 2348
Dolidze 17	FSR 0110	FSR 0886	FSR 1678	NGC 3909
Dolidze 38	FSR 0112	FSR 1050	FSR 1682	NGC 6738
Dolidze 50	FSR 0117	FSR 1066	FSR 1685	NGC 6856
Dutra-Bica 45	FSR 0120	FSR 1078	FSR 1692	NGC 6991A
ESO 008-06	FSR 0128	FSR 1197	FSR 1695	NGC 7050
ESO 043-13	FSR 0265	FSR 1204	FSR 1705	NGC 7084
ESO 129-19	FSR 0266	FSR 1293	FSR 1719	NGC 7772
ESO 132-14	FSR 0307	FSR 1387	FSR 1729	PTB 9
ESO 245-09	FSR 0351	FSR 1416	FSR 1773	Ruprecht 22
ESO 282-26	FSR 0596	FSR 1434	IC 1023	Ruprecht 103
ESO 329-02	FSR 0689	FSR 1442	Latham 1	Ruprecht 131
ESO 425-06	FSR 0691	FSR 1459	Loden 894	Ruprecht 139
ESO 435-33	FSR 0692	FSR 1465	NGC 1252	Ruprecht 146
ESO 442-04	FSR 0695	FSR 1467	NGC 1520	Stock 11

2.2 Color-magnitude diagram analysis

The CMDs of these 9 open clusters also show the presence of field stars. We used Figs. 3 and 4 to further analyze these objects. Firstly, we derived the mean and dispersion of the open cluster parallaxes, which are represented by solid and dashed lines in the ϖ versus G diagrams (bottom-right panels), respectively. From these parallaxes and the open clusters’ central coordinates, we obtained mean reddening and dispersion using different Milky Way reddening map models provided through the GALExtin² interface (Amôres *et al.*, 2021).

In order to decontaminate field stars in the cluster CMDs we relied on the procedure devised by Piatti & Bica (2012), which has been shown to produce cleaned cluster CMDs (e.g., Piatti & Lucchini, 2022; Piatti, 2022, and references therein). The method consists in comparing the cluster CMD with the CMD of a reference star field located adjacent to the cluster region and subtracting from the cluster CMD the closest stars to those in the respective reference star field CMD. Fig. 3 illustrates the cleaned diagnostic plots for FSR 0851. The field star cleaned diagnostic plots for the remaining 8 open clusters are depicted in the Ap-

pendix (see Fig. 4).

We used the independent measures of distance and reddening to guide the Automated Stellar Cluster Analysis code (ASteCA, Perren *et al.*, 2015) in deriving the clusters’ ages and metallicities. ASteCA explores the parameter space of synthetic CMDs through the minimization of the likelihood function defined by Tremmel *et al.* (2013, the Poisson likelihood ratio (eq. 10)) using a parallel tempering Bayesian MCMC algorithm, and the optimal binning Knuth (2018)’s method. To generate the synthetic CMDs, ASteCA uses the theoretical isochrones computed by Bressan *et al.* (2012, PARSEC v1.2S³), the initial mass function of Kroupa (2002) and cluster masses in the range 100-5000M_⊙, whereas binary fractions are allowed in the range 0.0-0.5 with a minimum mass ratio of 0.5. Table 3 lists the resulting cluster astrophysical properties, while Figs. 3 and 4 show the respective theoretical isochrones superimposed onto the cleaned cluster CMDs.

The 9 analyzed objects resulted to be old open clusters; the mean difference between the present values and the ages listed in the MWSC catalog being $\log(\text{age})_{\text{our}} - \log(\text{age})_{\text{MWSC}} = -0.14 \pm 0.12$. Albeit they are old open clusters, their derived heliocentric dis-

²<http://www.galextin.org/>

³<http://stev.oapd.inaf.it/cgi-bin/cmd>

tances resulted to be larger than 2.0 kpc, so that they cannot be added to the present comparison between Anders *et al.* (2021)'s compilation and the MWSC catalog. Heliocentric distances larger than 2.0 were also derived for half of the old open clusters listed in Table 1 with detailed independent studies (MWSC distances < 2.0 kpc). By inspecting the cluster CMDs with superimposed theoretical isochrones shifted using the MWSC distances, we found that they match very well the sequences of field stars. This means that contamination of field stars is at some level present in the cluster CMDs used by Kharchenko *et al.* (2013). Perhaps, this contamination may also explain the recognition of many objects as open clusters that *Gaia* data combined with machine learning techniques could not be able to recover them (see, e.g. Table 2).

3. Discussion and concluding remarks

The present detailed analysis of 136 open clusters included in the MWSC catalog, carried out from a dedicated HDBSCAN clustering search and a powerful technique for the decontamination of field stars in the cluster CMDs, shows that they all are not older than 1 Gyr. We found that 19 out of the 136 objects analyzed are real old open clusters; the remaining ones (117) being younger open clusters (6) or not confirmed physical systems (111). Five out of the 19 confirmed old open clusters are located inside a circle of 2 kpc from the Sun. They represent an increase of $\sim 2\%$ in the compilation of clusters older than 1 Gyr by Anders *et al.* (2021). This outcome shows that detailed studies are necessary to disentangling the real nature of catalogued open clusters, as well as that the MWSC catalog contains a large percentage (29%) of non-real stellar aggregates among those with assigned ages larger than 1 Gyr. In brief, the MWSC catalog supersedes by those built from *Gaia* data.

Nevertheless, we also note that Hunt & Reffert (2023) showed that there is a number of limitations of HDBSCAN and in *Gaia* data, and differences in the quality cuts and definitions of an open cluster that can lead us to be unable to detect some open clusters. Besides, a dedicated procedure to clean the field star contamination in cluster CMDs is also needed. Indeed, while performing an all-sky census of open clusters using the *Gaia* DR3 database and HDBSCAN, they did not detect 1152 open cluster in the MWSC catalog and built an open cluster age function which, for ages larger than 1 Gyr, includes even less clusters than Anders *et al.* (2021). They also show that the open cluster age distribution constructed by Kounkel *et al.* (2020) from *Gaia* data for that age range is in excellent agreement

with that by Kharchenko *et al.* (2013) (see their figure 11), which seems somehow paradoxical. Furthermore, other studies based on the *Gaia* database have even found more old open clusters (He *et al.*, 2022b,a, 2023) and Hao *et al.* (2022), which in turn, resulted in open cluster age distributions with an excess of old open clusters with respect to that built by Hunt & Reffert (2023, see their figure 15).

We performed a search of the 9 open clusters confirmed in this work (see Table 3) in the catalogs built by Kounkel *et al.* (2020), He *et al.* (2022b), He *et al.* (2022a), He *et al.* (2023), and Hunt & Reffert (2023) and found none of them. This outcome reinforces the verdict that the different clustering search methods can produce different outcomes.

Previous discrepancies about the completeness of the known old open cluster population, and hence of its age distribution function, are also found in the literature. For instance, Kharchenko *et al.* (2013) claimed that the MWSC catalog is almost complete out to 1.8 kpc from the Sun, except possibly for clusters older than 1 Gyr, a result that was used as a support by Joshi *et al.* (2016) in their analysis of the Galactic structure and to conclude on different relationships between the cluster's mass, age, and diameter. On the other hand, Anders *et al.* (2021) estimated a completeness of $\sim 88\%$ of their old open cluster sample based on open cluster recovery experiments. They performed those experiments using as a reference the catalog of Castro-Ginard *et al.* (2020), which was also built from *Gaia* DR2 data. Curiously, both Kharchenko *et al.* (2013) and Anders *et al.* (2021) mentioned that their cluster samples are almost complete, although the former include $\sim 50\%$ more old open clusters than the latter. The above results show that our knowledge of the old end of the open cluster population is far from being complete, so that definitive conclusions on their properties could be risky to draw at the present completeness of the old open cluster population.

We think that some of the present constraints of building a statistically complete old open cluster age distribution function in the solar neighborhood could be mitigated from deeper imaging surveys, which could help identifying uncovered old open clusters. From currently available imaging surveys, recent works applying machine learning techniques (see pros and cons of different methods in Hunt & Reffert, 2021) to identify open clusters, and particularly new discoveries (see a summary compiled in Table 3 in Hunt & Reffert, 2023), present mainly open clusters with relatively long Main Sequences (> 6 mag long). However, distant old open clusters do not show long Main Sequences down to $G = 18$ mag (see Figs 3 and 4), which is the most common limiting magnitude used when dealing with *Gaia* data.

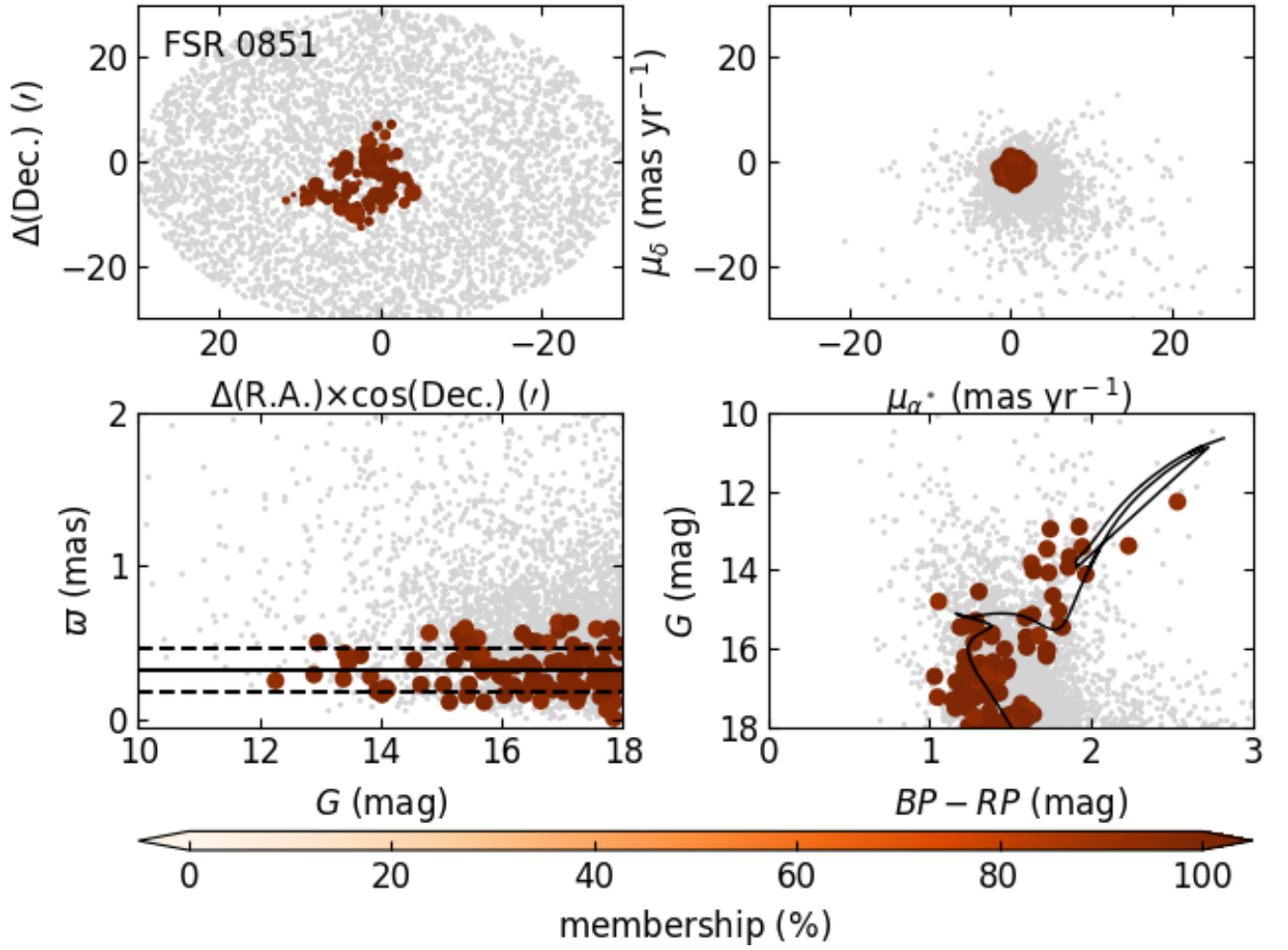


Figure 3. Same as Fig. 2 for FSR 0851. The ϖ vs G plot shows the mean and standard deviation of ϖ drawn with solid and dashed lines respectively. The CMD shows the best fitted isochrone superimposed.

Table 3. Derived properties for the studied open clusters.

Name	$E(B - V)$ (mag)	$(m - M)_0$ (mag)	d (kpc)	[Fe/H] (dex)	log(age /yr)	log(age /yr) _{MWSC}	d _{MWSC} (kpc)
ESO 427-32	0.21±0.05	13.90±0.24	6.0±0.4	0.05±0.16	9.10±0.06	9.11	1.79
FSR 0121	0.32±0.06	13.49±0.23	5.0±0.3	-0.22±0.17	9.60±0.14	9.45	1.52
FSR 0145	0.26±0.04	13.31±0.25	4.5±0.3	-0.19±0.20	9.50±0.12	9.19	1.61
FSR 0616	0.27±0.03	13.40±0.30	4.8±0.4	-0.49±0.24	9.35±0.07	9.23	1.53
FSR 0690	0.47±0.04	13.00±0.19	4.0±0.2	-0.03±0.15	9.30±0.13	9.00	1.71
FSR 0851	0.69±0.06	12.10±0.30	2.6±0.2	-0.44±0.20	9.30±0.11	9.15	1.09
FSR 1566	0.16±0.05	12.50±0.20	3.2±0.2	0.19±0.19	9.55±0.09	9.43	1.54
NGC 2395	0.21±0.05	12.73±0.28	3.5±0.4	0.03±0.13	9.20±0.08	9.28	1.21
Ruprecht 3	0.13±0.05	13.50±0.22	5.0±0.3	-0.04±0.14	9.30±0.09	9.10	1.26

Note: log(age /yr)_{MWSC} and d_{MWSC} are the age and the heliocentric distance in the MWSC catalog, respectively.

Summarizing, we did not find any remarkable difference between the population of open clusters older than 1 Gyr in Anders *et al.* (2021) and in its counterpart in the MWSC catalog, although there are still doubts about their completeness. As mentioned above, other recent searches for new open clusters have found more old objects using also *Gaia* data, which poses the issue about the different performances of the devised detection procedures, including machine learning methods and cleaning of the field stars in their CMDs. Therefore, a comprehensive solar neighborhood old open cluster age distribution function is still under construction, and will require much more effort focused, among others, on deeper imaging surveys. From this point of view, the claims by Anders *et al.* (2021) about a remarkable earlier drop of the old open cluster population should be considered to the light of the above mentioned challenges. We think that the careful analysis carried out in this work sheds light into the advantages and disadvantages of different data sets and analysis procedures. As far as we are aware, they have been highlighted in the literature unevenly.

Acknowledgements

We thank the referee for the thorough reading of the manuscript and timely suggestions to improve it. This work has made use of data from the European Space Agency (ESA) mission *Gaia* (<https://www.cosmos.esa.int/gaia>), processed by the *Gaia* Data Processing and Analysis Consortium (DPAC, <https://www.cosmos.esa.int/web/gaia/dpac/consortium>). Funding for the DPAC has been provided by national institutions, in particular the institutions participating in the *Gaia* Multilateral Agreement.

This research made use of Astropy, a community-developed core Python package for Astronomy.

References

- Amôres, E. B., Jesus, R. M., Moitinho, A., *et al.* 2021, MNRAS, 508, 1788
- Anders, F., Cantat-Gaudin, T., Quadrino-Lodoso, I., *et al.* 2021, A&A, 645, L2
- Angelo, M. S., Santos, J. F. C., & Corradi, W. J. B. 2020, MNRAS, 493, 3473
- Angelo, M. S., Santos, J. F. C., Corradi, W. J. B., & Maia, F. F. S. 2019, A&A, 624, A8
- Babusiaux, C., Fabricius, C., Khanna, S., *et al.* 2022, arXiv e-prints, arXiv:2206.05989
- Bica, E., Bonatto, C., & Camargo, D. 2008, MNRAS, 385, 349
- Bonatto, C., Bica, E., & Santos, J. F. C. 2008, MNRAS, 386, 324
- Bressan, A., Marigo, P., Girardi, L., *et al.* 2012, MNRAS, 427, 127
- Campello, R. J. G. B., Moulavi, D., & Sander, J. ????, In: Pei, J., Tseng, V.S., Cao, L., Motoda, H., Xu, G. (eds) Advances in Knowledge Discovery and Data Mining. Lecture Notes in Computer Science(), vol 7819. Springer, Berlin, Heidelberg.
- Cantat-Gaudin, T., & Anders, F. 2020, A&A, 633, A99
- Cantat-Gaudin, T., Jordi, C., Vallenari, A., *et al.* 2018, A&A, 618, A93
- Castro-Ginard, A., Jordi, C., Luri, X., *et al.* 2020, A&A, 635, A45
- . 2022, A&A, 661, A118
- Dias, W. S., Alessi, B. S., Moitinho, A., & Lépine, J. R. D. 2002, A&A, 389, 871
- Dias, W. S., Monteiro, H., Moitinho, A., *et al.* 2021, MNRAS, 504, 356
- Dib, S., Schmeja, S., & Parker, R. J. 2018, MNRAS, 473, 849
- Gaia Collaboration, Prusti, T., de Bruijne, J. H. J., *et al.* 2016, A&A, 595, A1
- Gaia Collaboration, Drimmel, R., Romero-Gomez, M., *et al.* 2022, arXiv e-prints, arXiv:2206.06207
- Hao, C. J., Xu, Y., Wu, Z. Y., *et al.* 2022, A&A, 660, A4
- He, Z., Liu, X., Luo, Y., Wang, K., & Jiang, Q. 2023, ApJS, 264, 8
- He, Z., Wang, K., Luo, Y., *et al.* 2022a, ApJS, 262, 7
- He, Z., Li, C., Zhong, J., *et al.* 2022b, ApJS, 260, 8
- Hunt, E. L., & Reffert, S. 2021, A&A, 646, A104
- . 2023, arXiv e-prints, arXiv:2303.13424
- Jaehnig, K., Bird, J., & Holley-Bockelmann, K. 2021, ApJ, 923, 129

Joshi, Y. C., Dambis, A. K., Pandey, A. K., & Joshi, S. 2016, *A&A*, 593, A116

Kharchenko, N. V., Piskunov, A. E., Schilbach, E., Röser, S., & Scholz, R. D. 2013, *A&A*, 558, A53

—. 2016, *A&A*, 585, A101

Knuth, K. H. 2018, optBINS: Optimal Binning for histograms, ascl:1803.013

Kounkel, M., Covey, K., & Stassun, K. G. 2020, *AJ*, 160, 279

Kroupa, P. 2002, *Science*, 295, 82

Krumholz, M. R., McKee, C. F., & Bland-Hawthorn, J. 2019, *ARAA*, 57, 227

Monteiro, H., Dias, W. S., Hickel, G. R., & Caetano, T. C. 2017, *New A.*, 51, 15

Perren, G. I., Vázquez, R. A., & Piatti, A. E. 2015, *A&A*, 576, A6

Piatti, A. E. 2010, *A&A*, 513, L13

—. 2016, *MNRAS*, 463, 3476

—. 2017, *MNRAS*, 466, 4960

—. 2022, *MNRAS*, 514, 4982

—. 2023, *MNRAS*, 519, 6239

Piatti, A. E., Angelo, M. S., & Dias, W. S. 2019, *MNRAS*, 488, 4648

Piatti, A. E., & Bica, E. 2012, *MNRAS*, 425, 3085

Piatti, A. E., Clariá, J. J., & Ahumada, A. V. 2011, *New A.*, 16, 161

Piatti, A. E., Dias, W. S., & Sampedro, L. M. 2017, *MNRAS*, 466, 392

Piatti, A. E., Illesca, D. M. F., Massara, A. A., *et al.* 2023, *MNRAS*, 518, 6216

Piatti, A. E., & Lucchini, S. 2022, *MNRAS*, 515, 4005

Piskunov, A. E., Just, A., Kharchenko, N. V., *et al.* 2018, *A&A*, 614, A22

Qin, S., Zhong, J., Tang, T., & Chen, L. 2023, *ApJS*, 265, 12

Sulentic, J. W., Tifft, W. G., & Dreyer, J. L. E. 1973, The revised new catalogue of nonstellar astronomical objects

Tadross, A. L. 2008, *New A.*, 13, 370

Tremmel, M., Fragos, T., Lehmer, B. D., *et al.* 2013, *ApJ*, 766, 19

Yadav, R. K. S., Glushkhova, E. V., Sariya, D. P., *et al.* 2011, *MNRAS*, 414, 652

Appendix A. HDBSCAN and CMD analyses

In this Section we present the diagnostic diagrams of MWSC open clusters older than 1 Gyr according to Kharchenko *et al.* (2013), not included in the compilation by Anders *et al.* (2021), for which we confirmed their older age (see Section 2.2).

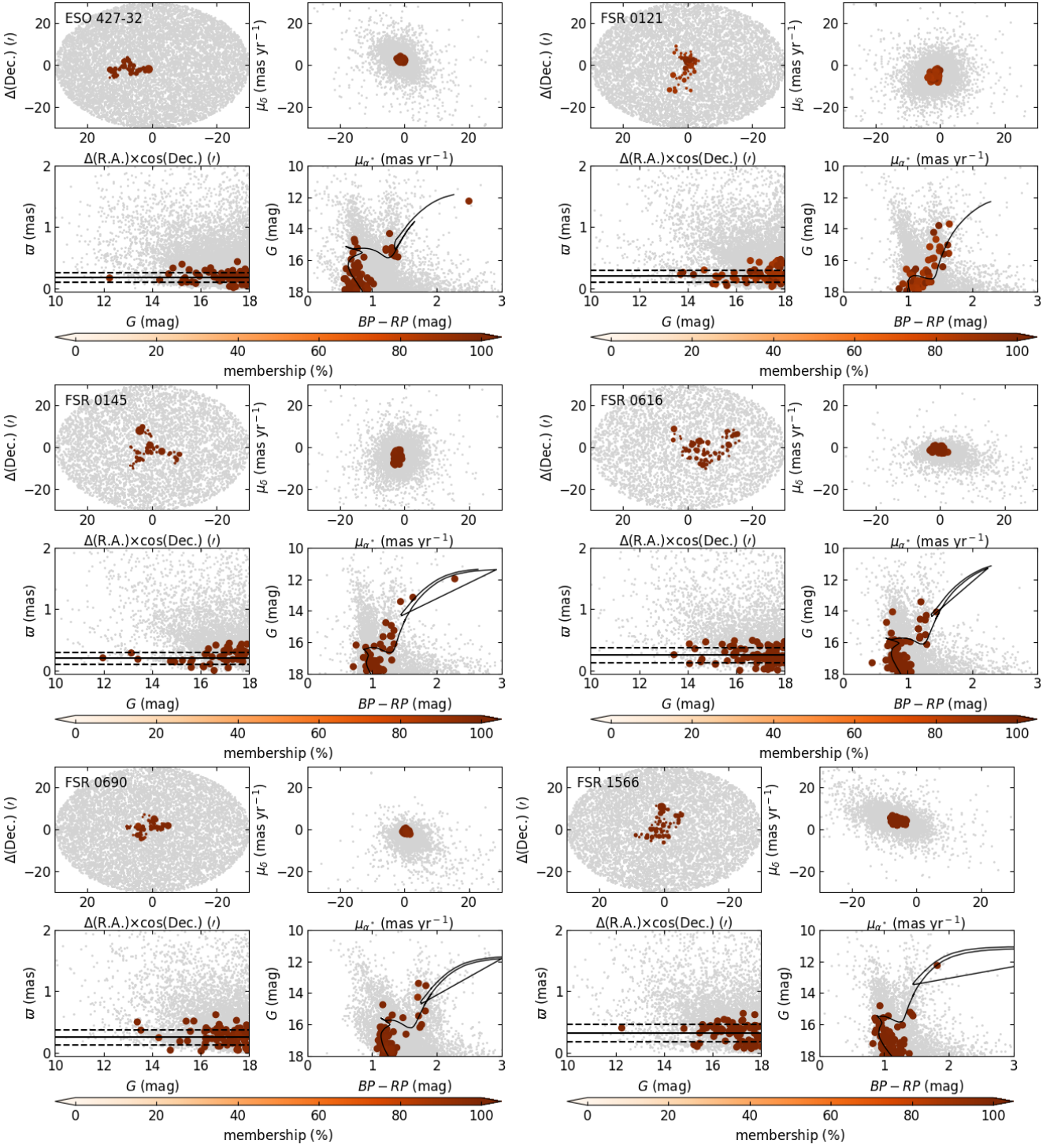


Figure 4. Same as Fig. 3 for analyzed MWSC open clusters older than 1 Gyr. The ϖ vs G plot shows the mean and standard deviation of ϖ drawn with solid and dashed lines respectively. The CMD shows the best fitted isochrone superimposed.

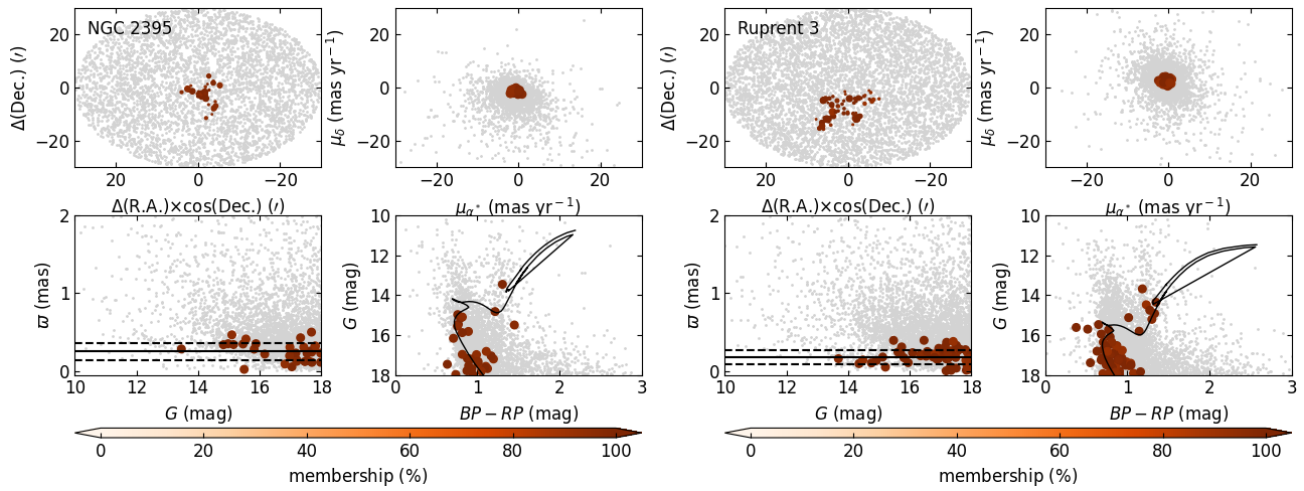


Figure 1. continued.