

STAR-RIS Enhanced Joint Physical Layer Security and Covert Communications for Multi-antenna mmWave Systems

Han Xiao, *Student Member, IEEE*, Xiaoyan Hu*, *Member, IEEE*,
 Ang Li, *Senior Member, IEEE*, Wenjie Wang, *Senior Member, IEEE*,
 Zhou Su, *Senior Member, IEEE*, Kai-Kit Wong, *Fellow, IEEE*, Kun Yang, *Fellow, IEEE*

Abstract—This paper investigates the utilization of simultaneously transmitting and reflecting RIS (STAR-RIS) in supporting joint physical layer security (PLS) and covert communications (CCs) in a multi-antenna millimeter wave (mmWave) system, where the base station (BS) communicates with both covert and security users while defeating eavesdropping by wardens with the help of a STAR-RIS. Specifically, analytical derivations are performed to obtain the closed-form expression of warden’s minimum detection error probability (DEP). Furthermore, the asymptotic result of the minimum DEP and the lower bound of the secure rates are derived, considering the practical assumption that BS only knows the statistical channel state information (CSI) between STAR-RIS and the wardens. Subsequently, an optimization problem is formulated with the aim of maximizing the average sum of the covert rate and the minimum secure rate while ensuring the covert requirement and quality of service (QoS) for legal users by jointly optimizing the active and passive beamformers. Due to the strong coupling among variables, an iterative algorithm based on the alternating strategy and the semi-definite relaxation (SDR) method is proposed to solve the non-convex optimization problem. Simulation results indicate that the performance of the proposed STAR-RIS-assisted scheme greatly surpasses that of the conventional RIS scheme, which validates the superiority of STAR-RIS in simultaneously implementing PLS and CCs.

Index Terms—Covert communications, Physical layer security, STAR-RIS, Multi-antenna, mmWave.

I. INTRODUCTION

As wireless communication technologies continue to develop rapidly, the security of communications has become a growing concern for both enterprises and individuals. To safeguard users’ information from eavesdropping attacks, physical layer security (PLS) has emerged as a promising technique and garnered significant attention in recent years. As a pioneering work, [1] demonstrates that a positive perfect secrecy rate can be achieved at the transceiver if the eavesdropper’s channel is a diminished form of the legitimate user’s channel. Following this, numerous methods have been proposed with the aim of improving the performance of PLS [2]–[6]. In particular, [2] proposes a transmit antenna selection scheme to enhance the PLS considering the practical case without the knowledge

of eavesdroppers’ channel state information (CSI). Then [3] examines the potential of active beamforming to improve the security performance of Heterogeneous networks. In [4], the utilization of artificial noise (AN) is shown to be beneficial against eavesdropping. The authors of [5], [6] both explore the uncoordinated cooperative jamming schemes to maximize the secure rate while defeating the eavesdropping by appropriately allocating the jamming power.

However, in some scenarios like secret military operations, the security level provided by PLS may not be sufficient. This is because PLS can only hide the contents of messages but not the existence of communications between authorized users, which may leave security risks that can be exploited by unauthorized users to launch attacks [7]. Recently, covert communication (CC) as a novel security technology has drawn great attention from both military and civilian fields [8]. CC has the ability to fundamentally conceal the presence of communications between users, providing a higher level of security than PLS. Toward this end, Bash *et al.* first demonstrate that $\mathcal{O}(\sqrt{n})$ bits of information can be reliably transmitted with a low probability of detection over additive white Gaussian noise (AWGN) channels [9]. Since then, lots of efforts have been made to improve the covert performance [10]–[14]. In [11], two background noise models with noise uncertainty are proposed based on which the authors investigate the maximum achievable covert rate. Also, the potential covert performance gain brought by the channel uncertainty is explored in [12]. In [13], full-duplex receivers are leveraged to transmit jamming signals so as to degrade the detection capabilities of wardens and maximize the covert throughput. The strategy of uninformed jamming is implemented to facilitate CCs between legal users through deliberately generating jamming signals under different channel models [14]. Different from the literature above, [15] investigates the advantages of centralized and distributed multi-antenna transmitters in defeating the wardens with random positions. Moreover, [16] exploits the impacts of the number of antennas at the adversary wardens on the covert rate and finds that a slight increase in the number of antennas results in a dramatic decrease in the covert rate.

Although the strategies mentioned above have demonstrated their effectiveness in enhancing the performance of PLS and CCs, it is necessary to acknowledge that their potentials may be highly constrained by the stochastic nature of the wireless propagation environment. Specifically, in communication systems operating at millimeter-wave (mmWave) frequencies, this constraint will be particularly pronounced due to the susceptibility of mmWave signals to blockages. In order to

H. Xiao, X. Hu, A. Li, W. Wang, and Z. Su are with the School of Information and Communication Engineering, Xi’an Jiaotong University, Xi’an 710049, China. (email: hanxiaonuli@stu.xjtu.edu.cn, xiaoyanhu@xjtu.edu.cn, ang.li.2020@xjtu.edu.cn, wjwang@mail.xjtu.edu.cn, zhousu@xjtu.edu.cn).

K.-K. Wong is with the Department of Electronic and Electrical Engineering, University College London, London WC1E 7JE, U.K. (email: kai-kit.wong@ucl.ac.uk)

K. Yang is with the School of Computer Science and Electronic Engineering, University of Essex, Colchester CO4 3SQ, U.K. (e-mail: kun-yang@essex.ac.uk).

break through this constraint, reconfigurable intelligent surfaces (RISs) emerged as a promising solution which consists of numerous cost-effective metamaterial elements and each element can be dynamically controlled so as to modify the electromagnetic characteristics of the incident signals and reconfigure desirable propagation environments. These attractive features of RIS make it popular in both academia and industry, which have been widely investigated in the performance enhancement of wireless applications including PLS and CCs [17]–[20]. In particular, [17] explores the PLS in a RIS-aided multi-antenna communication system with strong eavesdropping channels, and the achievable secure rate is maximized by optimizing the active and passive beamformers. To further enhance the secrecy performance, a double RIS scheme incorporating inter-RIS signal reflections is proposed in [18]. In addition, [19] provides a general summary of the potential applications of RIS in enhancing CCs. The authors in [20] examine the performance gain of CCs facilitated by RIS, which indicates that RIS can enable perfect covertness subject to the instantaneous channel state information (CSI) of wardens being accessible.

It is noteworthy that the traditional RIS in the literature above only reflects incident signals, which requires both transmitters and receivers to situate on the same side of RIS [21]. In order to overcome this limitation, a novel RIS called simultaneously transmitting and reflecting RIS (STAR-RIS) is proposed and developed in [22], [23]. Specifically, the STAR-RIS can separate the incident signals into one reflected part and one transmitted part which can be dynamically controlled by the reflected and transmitted coefficients so as to construct a full-space smart radio environment with 360° coverage. Hence, the STAR-RIS has enormous potential in wireless communications, which has sparked significant interest from both academia and industry [22]. However, the research on incorporating STAR-RISs into wireless communication systems is still in its early stages. In terms of the secure/covert communications, only a small number of works investigate the secure/covert performance gain facilitated by STAR-RIS [24]–[27]. In particular, Han *et al.* [24] and Zhang *et al.* [25] investigate the potentials of the STAR-RIS in boosting downlink and uplink PLS, respectively. In [26], [27], the authors initially explore the potentials of STAR-RIS in CCs, indicating that the STAR-RIS-assisted CCs scheme significantly outperforms the conventional RIS-aided scheme.

In practical scenarios, it is highly possible that users have varying security requirements for communications, e.g., some users may require secure information transmissions and some users may need a higher level of covert communications. In this case, [28] first considers a scenario with both PLS and CCs users and analyzes the average sum rate between the secure rate and covert rate under the perfect and imperfect CSI. However, the inherent randomness of the wireless channels results in a limited average rate. To address this problem, we establish a novel system model enabled by the STAR-RIS for joint implementation of PLS and CCs in this paper. Our main contributions are summarized as follows:

- **STAR-RIS-assisted Joint PLS and CCs Architecture:** In this paper, we construct a STAR-RIS-assisted joint PLS

and CCs architecture for the first time. This architecture allows the legitimate users who are located on two sides of the STAR-RIS and have varying security needs, e.g., PLS and CCs, to be simultaneously served by elaborately designing the passive reflected and transmitted coefficients of the STAR-RIS as well as the the active transmit beamforming of the base station (BS).

- **Closed-form Expressions of PLS/CCs System Indicators:** For CCs, the optimal detection threshold and minimum detection error probability (DEP) at Warden are derived analytically. Additionally, the large system analytic technique is introduced to further derive the asymptotic analytic result of the minimum DEP, which is leveraged as the covert constraint to jointly optimize the active and passive beamformers. For PLS, we derive the close-form expression of a lower bound for the secure rate considering that only the statistical CSI of the eavesdropper is available at the BS.
- **Optimization Problem Formulation under Practical Constraints:** An optimization problem is formulated for the STAR-RIS-aided joint PLS and CCs system to maximize the average sum rate between the minimum secure rate and covert rate, subject to covert and quality of service (QoS) constraints. This is achieved by jointly optimizing the active and passive beamforming variables. In fact, it is challenging to handle this optimization problem due to the strong coupling among variables especially considering the non-convex amplitude constraint introduced by STAR-RIS.
- **Iterative Algorithm with Guaranteed Convergence and Substantial Performance Gain:** To solve the formulated optimization problem, we propose an iterative algorithm leveraging the alternating strategy and the semi-definite relaxation (SDR) method. Specifically, the optimization problem is divided into two subproblems respectively for active and passive beamforming design. The convergence of the proposed algorithm can be guaranteed which is also verified by simulation results. The performance gain of the proposed STAR-RIS-assisted joint PLS and CCs scheme is demonstrated through comparing with a benchmark scheme utilizing the conventional RIS. The numerical results indicate that STAR-RIS offers greater potential in enhancing the performance of joint PLS and CCs as compared to the traditional RIS.

The remainder of this paper is organized as follows. Section II shows the considered STAR-RIS-aided system model and millimeter wave channel model for joint PLS and CCs. The minimum DEP and its asymptotic analytic result are analytically derived in Section III. In addition, the close-form expression of the lower bound for the secure rate is also given in Section III. The proposed iterative algorithm and the analysis on its convergence and computational complexity are presented in Section IV. Section V gives the numerical simulation results to verify the effectiveness of the proposed scheme. Finally, the conclusion is made in Section VI.

Notation: Operator \otimes denotes the Kronecker product. $(\cdot)^T$, $(\cdot)^H$ and $(\cdot)^*$ represent transpose, conjugate transpose and

for the judgement of CCs, which includes a null hypothesis \mathcal{H}_0 , denoting that BS only communicates with the security users without CCs to Bob; and an alternative hypothesis \mathcal{H}_1 , indicating that there exists CCs between BS and Bob. Under these two hypotheses, the received signals at Bob, Willie and the k -th security user can be respectively expressed as

$$y_b[t] = \begin{cases} \sum_{k=1}^K \mathbf{h}_{rb}^H \Theta_r \mathbf{H}_{BR} \mathbf{w}_k s_k[t] + n_b[t], & \mathcal{H}_0, \\ \mathbf{h}_{rb}^H \Theta_r \mathbf{H}_{BR} \mathbf{w}_b s_b[t] + \sum_{k=1}^K \mathbf{h}_{rb}^H \Theta_r \mathbf{H}_{BR} \mathbf{w}_k s_k[t] + n_b[t], & \mathcal{H}_1, \end{cases} \quad (5)$$

$$y_w[t] = \begin{cases} \sum_{k=1}^K \mathbf{h}_{rw}^H \Theta_r \mathbf{H}_{BR} \mathbf{w}_k s_k[t] + n_w[t], & \mathcal{H}_0, \\ \mathbf{h}_{rw}^H \Theta_r \mathbf{H}_{BR} \mathbf{w}_b s_b[t] + \sum_{k=1}^K \mathbf{h}_{rw}^H \Theta_r \mathbf{H}_{BR} \mathbf{w}_k s_k[t] + n_w[t], & \mathcal{H}_1, \end{cases} \quad (6)$$

$$y_k = \begin{cases} \sum_{k=1}^K \mathbf{h}_{rk}^H \Theta_t \mathbf{H}_{BR} \mathbf{w}_k s_k[t] + n_k[t], & \mathcal{H}_0, \\ \mathbf{h}_{rk}^H \Theta_t \mathbf{H}_{BR} \mathbf{w}_b s_b[t] + \sum_{k=1}^K \mathbf{h}_{rk}^H \Theta_t \mathbf{H}_{BR} \mathbf{w}_k s_k[t] + n_k[t], & \mathcal{H}_1, \end{cases} \quad (7)$$

where $t \in \mathcal{T} \triangleq \{1, \dots, T\}$ is the index of each communication channel use with the maximum number of T in a time slot. $\Theta_\xi = \text{Diag} \left\{ \sqrt{\beta_\xi^1} e^{j\phi_\xi^1}, \dots, \sqrt{\beta_\xi^M} e^{j\phi_\xi^M} \right\}$ indicates the reflected or transmitted coefficient matrix of STAR-RIS with $\xi \in \{r, t\}$, where $\beta_\xi^m \in [0, 1]$, $\phi_\xi^m \in [0, 2\pi)$ and $\beta_r^m + \beta_t^m = 1$, for $\forall m \in \mathcal{M} \triangleq \{1, 2, \dots, M\}$. Also, $s_b, s_k \sim \mathcal{CN}(0, 1)$ respectively represent the signals transmitted by BS to Bob and the k -th security user, while $\mathbf{w}_b, \mathbf{w}_k \in \mathbb{C}^{N_t \times 1}$ are the beamforming vectors correspondingly. In addition, $n_b \sim \mathcal{CN}(0, \sigma_b^2)$, $n_w \sim \mathcal{CN}(0, \sigma_w^2)$ and $n_k \sim \mathcal{CN}(0, \sigma_k^2)$ for $k \in \mathcal{K}$ denote the AWGN noise at Bob, Willie and the k -th security user.

We assume that Willie leverages a radiometer to detect CCs between BS and Bob, where the average power of the received signals, i.e., $\bar{P}_w = \frac{1}{T} \sum_{t=1}^T |y_w[t]|^2$, is used to do the statistical test. In line with existing works (e.g., [7], [26]), it is assumed that Willie utilizes an infinite number of signal samples, i.e., $T \rightarrow \infty$, to judge the binary hypotheses. Hence, the received average power can be derived as

$$\begin{aligned} \bar{P}_w &= \lim_{T \rightarrow \infty} \frac{1}{T} \sum_{t=1}^T |y_w[t]|^2 \\ &= \begin{cases} \sum_{k=1}^K |\mathbf{h}_{rw}^H \Theta_r \mathbf{H}_{BR} \mathbf{w}_k|^2 + \sigma_w^2, & \mathcal{H}_0, \\ |\mathbf{h}_{rw}^H \Theta_r \mathbf{H}_{BR} \mathbf{w}_b|^2 + \sum_{k=1}^K |\mathbf{h}_{rw}^H \Theta_r \mathbf{H}_{BR} \mathbf{w}_k|^2 + \sigma_w^2, & \mathcal{H}_1. \end{cases} \end{aligned} \quad (8)$$

To determine the existence of CCs between BS and Bob, Willie needs to analyze \bar{P}_w under the hypotheses of \mathcal{H}_0 and \mathcal{H}_1 by leveraging the decision rule $\bar{P}_w \underset{\mathcal{D}_0}{\overset{\mathcal{D}_1}{\geq}} \tau_{dt}$, where \mathcal{D}_0 (or \mathcal{D}_1) represents the decision that Willie favors \mathcal{H}_0 (or

\mathcal{H}_1) and τ_{dt} is the corresponding detection threshold. In this paper, we adopt DEP to characterize Willie's detection ability for CCs between BS and Bob, considering the worst-case scenario where Willie can optimize τ_{dt} to obtain the optimal detection threshold and the minimum DEP. Next, we will analytically derive the minimum DEP based on the false alarm (FA) probability and the miss detection (MD) probability from Willie's perspective, where FA indicates that Willie makes decision \mathcal{D}_1 under hypothesis \mathcal{H}_0 with probability $P_{FA} = \Pr(\mathcal{D}_1 | \mathcal{H}_0)$ while MD represents that Willie makes decision \mathcal{D}_0 under hypothesis \mathcal{H}_1 with probability $P_{MD} = \Pr(\mathcal{D}_0 | \mathcal{H}_1)$. Specifically, P_{FA} and P_{MD} are given by Theorem 1.

Theorem 1. The FA probability and MD probability are expressed as

$$P_{FA} = \begin{cases} 1, & \tau_{dt} \leq \sigma_w^2, \\ e^{-\frac{\tau_{dt} - \sigma_w^2}{\lambda_0}}, & \text{otherwise,} \end{cases} \quad (9)$$

$$P_{MD} = \begin{cases} 0, & \tau_{dt} \leq \sigma_w^2, \\ 1 - e^{-\frac{\tau_{dt} - \sigma_w^2}{\lambda_1}}, & \text{otherwise,} \end{cases} \quad (10)$$

where

- $\lambda_0 = \frac{N_t M \rho_{BR}}{L} \sum_{k=1}^K \|\Phi \text{vec}((\mathbf{w}_k \mathbf{h}_{rw}^H \Theta_r)^T)\|_2^2$,
- $\lambda_1 = \frac{N_t M \rho_{BR}}{L} \|\Phi \text{vec}((\mathbf{w}_b \mathbf{h}_{rw}^H \Theta_r)^T)\|_2^2 + \lambda_0$,
- $\Phi = [\text{vec}(\mathbf{A}_1), \dots, \text{vec}(\mathbf{A}_L)]^H$,
- $\mathbf{A}_l = \mathbf{a}_R (\phi_l^{BR}, \theta_l^{BR}) \mathbf{a}_B^H (\gamma_l^{BR})$.

Proof. The proof is given in Appendix A. \square

According to the piecewise functions in (9) and (10), we can find that σ_w^2 is an important boundary that affects the value of P_{FA} and P_{MD} . Specifically, when $\tau_{dt} \leq \sigma_w^2$, FA will always be performed, but MD can be completely avoided. And with the increase of τ_{dt} from 0 to ∞ , P_{FA} will experience a decrease from 1 to 0, while P_{MD} has an opposite trend. Based on the analytical expression of P_{FA} and P_{MD} in (9) and (10), Willie's DEP can be derived as

$$\begin{aligned} P_e &= P_{FA} + P_{MD} \\ &= \begin{cases} 1, & \tau_{dt} \leq \sigma_w^2, \\ 1 - e^{-\frac{\tau_{dt} - \sigma_w^2}{\lambda_1}} + e^{-\frac{\tau_{dt} - \sigma_w^2}{\lambda_0}}, & \text{otherwise.} \end{cases} \end{aligned} \quad (11)$$

In this paper, we focus on the uncertain scenario with detection threshold $\tau_{dt} > \sigma_w^2$. Next, we will analyze and derive the optimal detection threshold, denoted as τ_{dt}^* , and the minimum DEP P_e^* . In particular, the first-order partial derivative of P_e with respect to (w.r.t.) τ_{dt} is given by

$$\frac{\partial P_e}{\partial \tau_{dt}} = \frac{e^{-\frac{\tau_{dt} - \sigma_w^2}{\lambda_1}}}{\lambda_1} - \frac{e^{-\frac{\tau_{dt} - \sigma_w^2}{\lambda_0}}}{\lambda_0}. \quad (12)$$

Let $\frac{\partial P_e}{\partial \tau_{dt}} = 0$, we can obtain the unique solution of $\tau_{dt} = \frac{\lambda_1 \lambda_0 \ln \frac{\lambda_1}{\lambda_0}}{\lambda_1 - \lambda_0} + \sigma_w^2$. It is easy to verify that $\frac{\partial P_e}{\partial \tau_{dt}} > 0$ when $\tau_{dt} > \frac{\lambda_1 \lambda_0 \ln \frac{\lambda_1}{\lambda_0}}{\lambda_1 - \lambda_0} + \sigma_w^2$, while $\frac{\partial P_e}{\partial \tau_{dt}} < 0$ when $\tau_{dt} < \frac{\lambda_1 \lambda_0 \ln \frac{\lambda_1}{\lambda_0}}{\lambda_1 - \lambda_0} + \sigma_w^2$. Hence, the optimal detection threshold minimizing P_e can be

expressed as $\tau_{\text{dt}}^* = \frac{\lambda_1 \lambda_0 \ln \frac{\lambda_1}{\lambda_0}}{\lambda_1 - \lambda_0} + \sigma_w^2$ and the corresponding minimum DEP is derived as

$$P_e^* = 1 - e^{-\frac{\lambda_0 \ln \frac{\lambda_1}{\lambda_0}}{\lambda_1 - \lambda_0}} + e^{-\frac{\lambda_1 \ln \frac{\lambda_1}{\lambda_0}}{\lambda_1 - \lambda_0}}. \quad (13)$$

In order to guarantee the covertness of communications between BS and Bob, $P_e^* \geq 1 - \epsilon$ is required where $\epsilon \in (0, 1)$ is a quite small value required by the system performance indicators. Considering that only the statistical CSI of \mathbf{h}_{rw} is available at BS, the average minimum DEP over \mathbf{h}_{rw} , i.e., $\overline{P_e^*} = \mathbb{E}_{\mathbf{h}_{\text{rw}}}(P_e^*)$, is utilized to evaluate the covert performance. However, in (13), λ_0 and λ_1 are both random functions of \mathbf{h}_{rw} and are coupled with each other, which makes it challenging to directly calculate $\overline{P_e^*}$. To tackle this problem, the large system analytic technique is leveraged to handle the coupling between λ_0 and λ_1 , which is widely adopted to analyze the performance limitations of wireless communication systems (e.g., [26], [31]). Specifically, we assume that a large number of low-cost elements are equipped at STAR-RIS, and thus the asymptotic analytic results of λ_0 and λ_1 can be obtained as in the following Theorem 2.

Theorem 2. Applying the large system analytic technique on λ_0 and λ_1 , the asymptotic analytic results are given by

$$\hat{\lambda}_0 = \frac{N_t M^2 \rho_{\text{BR}} \rho_{\text{rw}}}{LP} \sum_{k=1}^K \sum_{l=1}^L \left(\mathbf{w}_k^H \Psi_{\text{BR}}^l \mathbf{w}_k \right) \left(\vartheta_r^T \Xi^T \left(\left(\hat{\Psi}_{\text{BR}}^l \right)^T \otimes \left(\Omega_{\text{rw}}^H \Omega_{\text{rw}} \right) \right) \Xi \vartheta_r^* \right), \quad (14)$$

$$\hat{\lambda}_1 = \hat{\lambda}_0 + \frac{N_t M^2 \rho_{\text{BR}} \rho_{\text{rw}}}{LP} \sum_{l=1}^L \left(\mathbf{w}_b^H \Psi_{\text{BR}}^l \mathbf{w}_b \right) \left(\vartheta_r^T \Xi^T \left(\left(\hat{\Psi}_{\text{BR}}^l \right)^T \otimes \left(\Omega_{\text{rw}}^H \Omega_{\text{rw}} \right) \right) \Xi \vartheta_r^* \right), \quad (15)$$

where

- $\vartheta_r = \text{diag}(\Theta_r)$, $\Psi_{\text{BR}}^l = \mathbf{a}_B(\gamma_l^{\text{BR}}) \mathbf{a}_B^H(\gamma_l^{\text{BR}})$,
- $\hat{\Psi}_{\text{BR}}^l = \mathbf{a}_R(\phi_l^{\text{BR}}, \theta_l^{\text{BR}}) \mathbf{a}_R^H(\phi_l^{\text{BR}}, \theta_l^{\text{BR}})$,
- $\Omega_{\text{rw}} = [\mathbf{a}_R(\phi_1^{\text{rw}}, \theta_1^{\text{rw}}), \dots, \mathbf{a}_R(\phi_P^{\text{rw}}, \theta_P^{\text{rw}})]^H$,
- $\Xi = \left[[\mathbf{e}_1, \mathbf{0}_{M \times (M-1)}]; [\mathbf{0}_{M \times 1}, \mathbf{e}_2, \mathbf{0}_{M \times (M-2)}]; \dots; [\mathbf{0}_{M \times (M-1)}, \mathbf{e}_M] \right]$.

Proof. The proof is given in Appendix B. \square

Thus, we can further obtain the asymptotic analytic result of the minimum DEP by substituting (14) and (15) into (13) and adopting some algebraic manipulations, which is expressed as

$$P_{\text{ea}}^* = 1 - e^{-\frac{\beta \ln \frac{\alpha + \beta}{\alpha}}{\alpha}} \left(1 - \frac{\beta}{\alpha + \beta} \right), \quad (16)$$

where

- $\alpha = \frac{N_t M^2 \rho_{\text{BR}} \rho_{\text{rw}}}{LP} \sum_{l=1}^L \left(\mathbf{w}_b^H \Psi_{\text{BR}}^l \mathbf{w}_b \right) \left(\vartheta_r^T \Xi^T \left(\left(\hat{\Psi}_{\text{BR}}^l \right)^T \otimes \left(\Omega_{\text{rw}}^H \Omega_{\text{rw}} \right) \right) \Xi \vartheta_r^* \right)$,
- $\beta = \frac{N_t M^2 \rho_{\text{BR}} \rho_{\text{rw}}}{LP} \sum_{k=1}^K \sum_{l=1}^L \left(\mathbf{w}_k^H \Psi_{\text{BR}}^l \mathbf{w}_k \right) \left(\vartheta_r^T \Xi^T \left(\left(\hat{\Psi}_{\text{BR}}^l \right)^T \otimes \left(\Omega_{\text{rw}}^H \Omega_{\text{rw}} \right) \right) \Xi \vartheta_r^* \right)$.

In the following sections, the covert constraint $P_{\text{ea}}^* \geq 1 - \epsilon$ will be utilized to characterize and guarantee the covert performance of the system.

Remark 1. Based on the (16), several key conclusions can be made. Specifically, the first-order partial derivative of P_{ea}^ w.r.t. α can be expressed as*

$$\frac{\partial P_{\text{ea}}^*}{\partial \alpha} = -\frac{\left(\frac{\alpha + \beta}{\beta} \right)^{-\frac{\alpha + \beta}{\alpha}} \ln \left(\frac{\alpha + \beta}{\beta} \right)}{\alpha} < 0, \quad (17)$$

which shows that P_{ea}^* is a monotonically decreasing function regarding α . It is evident that as α increases, Willie's detection ability will improve. Furthermore, by utilizing the L'Hospital's rule, we can determine the limit value of P_{ea}^* as $\alpha \rightarrow +\infty$, i.e., $\lim_{\alpha \rightarrow +\infty} P_{\text{ea}}^* = 0$, which is consistent with this fact that as the transmit power allocated to Bob increases, the possibility of Willie detecting the communications between Alice and Bob also increases.

$$\frac{\partial P_{\text{ea}}^*}{\partial \beta} = \frac{\left(\frac{\alpha + \beta}{\beta} \right)^{-\frac{\beta}{\alpha}} \ln \left(\frac{\alpha + \beta}{\beta} \right)}{\alpha + \beta} > 0. \quad (18)$$

Moreover, we can derive the first-order partial derivative of P_{ea}^* w.r.t. β , revealing that P_{ea}^* exhibits a monotonically increasing behavior in relation to β , as shown in equation (18). Moreover, by applying the L'Hospital's rule, it can be determined that $\lim_{\beta \rightarrow +\infty} P_{\text{ea}}^* = 1$, indicating that the security users' signals have the potential to degrade the detection performance at Willie.

Note that, when hypothesis \mathcal{H}_1 is true, the available covert rate at Bob can be expressed as

$$R_b^c = \log_2 \left(1 + \frac{|\mathbf{h}_{\text{tb}}^H \Theta_r \mathbf{H}_{\text{BR}} \mathbf{w}_b|^2}{\sum_{k=1}^K |\mathbf{h}_{\text{tb}}^H \Theta_r \mathbf{H}_{\text{BR}} \mathbf{w}_k|^2 + \sigma_b^2} \right). \quad (19)$$

B. Theoretical Analysis on PLS

In this section, the theoretical analysis on the PLS of the system is addressed, where we analytically derive the secure rate of all the security users considering that BS only knows the statistical CSI of \mathbf{h}_{re} . In fact, the secure performance of security users is highly affected by the covert hypotheses. Specifically, the signals received by the k -th security user are given by equation (7), while the signals received by Eve can be expressed as.

$$y_e = \begin{cases} \sum_{k=1}^K \mathbf{h}_{\text{re}}^H \Theta_t \mathbf{H}_{\text{BR}} \mathbf{w}_k s_k + n_e, & \mathcal{H}_0, \\ \mathbf{h}_{\text{re}}^H \Theta_t \mathbf{H}_{\text{BR}} \mathbf{w}_b s_b + \sum_{k=1}^K \mathbf{h}_{\text{re}}^H \Theta_t \mathbf{H}_{\text{BR}} \mathbf{w}_k s_k + n_e, & \mathcal{H}_1. \end{cases} \quad (20)$$

Therefore, the secure rate for the k -th user is given as

$$R_s^k = \begin{cases} [\log_2(1 + \gamma_{k0}) - \log_2(1 + \gamma_{e0})]^+, & \mathcal{H}_0, \\ [\log_2(1 + \gamma_{k1}) - \log_2(1 + \gamma_{e1})]^+, & \mathcal{H}_1, \end{cases} \quad (21)$$

where $\gamma_{k1} = \frac{|\mathbf{h}_{rk}^H \Theta_t \mathbf{H}_{BR} \mathbf{w}_k|^2}{|\mathbf{h}_{rk}^H \Theta_t \mathbf{H}_{BR} \mathbf{w}_b|^2 + \sum_{j \neq k}^K |\mathbf{h}_{rk}^H \Theta_t \mathbf{H}_{BR} \mathbf{w}_j|^2 + \sigma_k^2}$, $\gamma_{k0} = \frac{|\mathbf{h}_{rk}^H \Theta_t \mathbf{H}_{BR} \mathbf{w}_k|^2}{\sum_{j \neq k}^K |\mathbf{h}_{rk}^H \Theta_t \mathbf{H}_{BR} \mathbf{w}_j|^2 + \sigma_k^2}$, $\gamma_{e0} = \frac{|\mathbf{h}_{re}^H \Theta_t \mathbf{H}_{BR} \mathbf{w}_k|^2}{\sum_{j \neq k}^K |\mathbf{h}_{re}^H \Theta_t \mathbf{H}_{BR} \mathbf{w}_j|^2 + \sigma_e^2}$, $\gamma_{e1} = \frac{|\mathbf{h}_{re}^H \Theta_t \mathbf{H}_{BR} \mathbf{w}_k|^2}{|\mathbf{h}_{re}^H \Theta_t \mathbf{H}_{BR} \mathbf{w}_b|^2 + \sum_{j \neq k}^K |\mathbf{h}_{re}^H \Theta_t \mathbf{H}_{BR} \mathbf{w}_j|^2 + \sigma_e^2}$, for $k \in \mathcal{K}$. Due to the

fact that the BS can only acquire the statistical CSI of \mathbf{h}_{re} , the average secure rates over \mathbf{h}_{re} are leveraged. In detail, the average secure rate for the k -th user can be further expressed as

$$\widehat{R}_s^k = \begin{cases} [\log_2(1 + \gamma_{k0}) - \mathbb{E}_{\mathbf{h}_{re}}(\log_2(1 + \gamma_{e0}))]^+, & \mathcal{H}_0, \\ [\log_2(1 + \gamma_{k1}) - \mathbb{E}_{\mathbf{h}_{re}}(\log_2(1 + \gamma_{e1}))]^+, & \mathcal{H}_1. \end{cases} \quad (22)$$

It is easy to verify that $\mathbf{h}_{re} \sim \mathcal{CN}(\mathbf{0}_{M \times 1}, \frac{M \rho_{re}}{P} \mathbf{\Omega}_{re}^H \mathbf{\Omega}_{re})$, where $\mathbf{\Omega}_{re} = [\mathbf{a}_R(\phi_1^{re}, \theta_1^{re}), \dots, \mathbf{a}_R(\phi_P^{re}, \theta_P^{re})]^H$. Hence, the average eavesdropping rates, denoted as $\mathbb{E}_{\mathbf{h}_{re}}(\log_2(1 + \gamma_{e0}))$ and $\mathbb{E}_{\mathbf{h}_{re}}(\log_2(1 + \gamma_{e1}))$, can be derived as

$$\mathbb{E}_{\mathbf{h}_{re}}(\log_2(1 + \gamma_{e0})) = \frac{e^{\frac{\sigma_e^2}{\eta_0}} \Gamma(0, \frac{\sigma_e^2}{\eta_0})}{\ln 2} - \frac{e^{\frac{\sigma_e^2}{\eta_0}} \Gamma(0, \frac{\sigma_e^2}{\eta_0})}{\ln 2}, \quad (23)$$

$$\mathbb{E}_{\mathbf{h}_{re}}(\log_2(1 + \gamma_{e1})) = \frac{e^{\frac{\sigma_e^2}{\eta_1}} \Gamma(0, \frac{\sigma_e^2}{\eta_1})}{\ln 2} - \frac{e^{\frac{\sigma_e^2}{\eta_1}} \Gamma(0, \frac{\sigma_e^2}{\eta_1})}{\ln 2}, \quad (24)$$

where $\Gamma(\cdot, \cdot)$ is the upper incomplete Gamma function, and

- $\eta_0 = \frac{M \rho_{re}}{P} \sum_{k=1}^K \|\mathbf{\Omega}_{re} \Theta_t \mathbf{H}_{BR} \mathbf{w}_k\|^2$,
- $\widehat{\eta}_0 = \frac{M \rho_{re}}{P} \sum_{j \neq k}^K \|\mathbf{\Omega}_{re} \Theta_t \mathbf{H}_{BR} \mathbf{w}_j\|^2$,
- $\eta_1 = \frac{M \rho_{re}}{P} \|\mathbf{\Omega}_{re} \Theta_t \mathbf{H}_{BR} \mathbf{w}_b\|^2 + \eta_0$,
- $\widehat{\eta}_1 = \frac{M \rho_{re}}{P} \|\mathbf{\Omega}_{re} \Theta_t \mathbf{H}_{BR} \mathbf{w}_b\|^2 + \widehat{\eta}_0$.

The existence of the Gamma functions in average secure rate \widehat{R}_s^k makes it challenging to be handled for solving the optimization problem in the next section. To tackle this issue, the lower bound of \widehat{R}_s^k is leveraged to replace \widehat{R}_s^k as a robust secure rate, which is expressed as

$$\widehat{R}_s^k > \widehat{R}_{sl}^k = \begin{cases} [\log_2(1 + \gamma_{k0}) - \mathbb{E}_{\mathbf{h}_{re}}(\log_2(1 + \widetilde{\gamma}_{e0}))]^+, & \mathcal{H}_0, \\ [\log_2(1 + \gamma_{k1}) - \mathbb{E}_{\mathbf{h}_{re}}(\log_2(1 + \widetilde{\gamma}_{e1}))]^+, & \mathcal{H}_1, \end{cases} \quad (25)$$

where $\widetilde{\gamma}_{e1} = \frac{|\mathbf{h}_{re}^H \Theta_t \mathbf{H}_{BR} \mathbf{w}_k|^2}{|\mathbf{h}_{re}^H \Theta_t \mathbf{H}_{BR} \mathbf{w}_b|^2 + \sum_{j \neq k}^K |\mathbf{h}_{re}^H \Theta_t \mathbf{H}_{BR} \mathbf{w}_j|^2} > \gamma_{e1}$ and

$\widetilde{\gamma}_{e0} = \frac{|\mathbf{h}_{re}^H \Theta_t \mathbf{H}_{BR} \mathbf{w}_k|^2}{\sum_{j \neq k}^K |\mathbf{h}_{re}^H \Theta_t \mathbf{H}_{BR} \mathbf{w}_j|^2} > \gamma_{e0}$. We can further derive that

$\mathbb{E}_{\mathbf{h}_{re}}(\log_2(1 + \widetilde{\gamma}_{e0})) = \log_2\left(\frac{\eta_0}{\eta_1}\right) \mathbb{E}_{\mathbf{h}_{re}}(\log_2(1 + \widetilde{\gamma}_{e1})) = \log_2\left(\frac{\eta_0}{\eta_1}\right)$. Hence, the lower bound robust counterpart of the average secure rate for the k -th security user under two hypotheses are given by

$$\widehat{R}_{sl,0}^k = \left[\log_2(1 + \gamma_{k0}) - \log_2\left(\frac{\eta_0}{\eta_1}\right) \right]^+, \quad (26)$$

$$\widehat{R}_{sl,1}^k = \left[\log_2(1 + \gamma_{k1}) - \log_2\left(\frac{\eta_1}{\widehat{\eta}_1}\right) \right]^+, \quad (27)$$

which will be used in the next section for variables optimization and algorithm design.

IV. PROBLEM FORMULATION AND ALGORITHM DESIGN

A. Optimization Problem Formulation

In this section, we will establish the optimization problem based on the theoretical analysis in Section III. Due to the fact that the existence of the CCs between BS and Bob is under a binary hypothesis, we define a Bernoulli variable b where $b = 0$ with the probability of P_0 means that BS only transmits the secure information, while $b = 1$ with the probability of $P_1 = 1 - P_0$ represents that BS transmits both the covert and secure messages. In this paper, we maximize the average sum rate between the covert rate and the minimum secure rate over b in a time slot while ensuring the covert constraint and the QoS constraints at Bob and K security users by jointly optimizing the active and passive beamforming variables, i.e., \mathbf{w}_b , $\{\mathbf{w}_k\}_{k=1}^K$, and Θ_r , Θ_t . Specifically, the optimization objective of the average sum rate over the Bernoulli variable b can be expressed as

$$\begin{aligned} & \overline{R}(\mathbf{w}_b, \{\mathbf{w}_k\}_{k=1}^K, \Theta_r, \Theta_t) \\ &= \mathbb{E}_b \left(b R_b^c + L(b) \min_k \widehat{R}_{sl,0}^k + b \min_k \widehat{R}_{sl,1}^k \right) \\ &= P_1 R_b^c + P_0 \min_k \widehat{R}_{sl,0}^k + P_1 \min_k \widehat{R}_{sl,1}^k, \end{aligned} \quad (28)$$

where $L(\cdot)$ is the logical operator with $L(0) = 1$, $L(1) = 0$.

Based on the above analysis, the optimization problem is formulated as

$$\begin{aligned} & \max_{\mathbf{w}_b, \{\mathbf{w}_k\}_{k=1}^K, \Theta_r, \Theta_t} \overline{R}(\mathbf{w}_b, \{\mathbf{w}_k\}_{k=1}^K, \Theta_r, \Theta_t), \\ & \text{s.t. } \|\mathbf{w}_b\|_2^2 + \sum_{k=1}^K \|\mathbf{w}_k\|_2^2 \leq P_{t\max}, \end{aligned} \quad (29a)$$

$$e^{-\frac{\beta \ln \frac{\alpha + \beta}{\beta}}{\alpha}} \left(1 - \frac{\beta}{\alpha + \beta} \right) \leq \epsilon, \quad (29b)$$

$$R_b^c \geq R_b^*, \quad (29c)$$

$$\min_k \widehat{R}_{sl,0}^k \geq R_{s0}^*, \quad k \in \mathcal{K}, \quad (29d)$$

$$\min_k \widehat{R}_{sl,1}^k \geq R_{s1}^*, \quad k \in \mathcal{K}, \quad (29e)$$

$$\beta_r^m + \beta_t^m = 1, \phi_r^m, \phi_t^m \in [0, 2\pi), \quad m \in \mathcal{M}, \quad (29f)$$

where (29a) is the transmit power constraint of the BS with $P_{t\max}$ being the maximum power budget; (29b) denotes the covertness constraint, which is equivalent to $P_{ea}^* \geq 1 - \epsilon$; (29c) and (29d), (29e) represent the QoS constraints for covert rate and secure rate with the minimum required covert rate R_b^* and secure rate R_{s0}^* and R_{s1}^* ; (29f) is the amplitude and phase shift constraints for STAR-RIS. In fact, solving this optimization problem is quite challenging due to the strong coupling among variables, i.e., \mathbf{w}_b , $\{\mathbf{w}_k\}_{k=1}^K$, Θ_r and Θ_t , in the objective function, covert constraint and QoS constraints. Additionally, the characteristic amplitude constraint introduced by STAR-RIS complicates the problem because Θ_r and Θ_t depend on each other in terms of element amplitudes. As a result, it is

difficult to directly solve the optimization problem (29) using convex optimization algorithms. To address this challenge, we propose an iterative algorithm that leverages an alternative strategy to effectively solve this optimization problem, which is presented in the next section.

B. Algorithm Design

In this section, we detail the proposed iterative algorithm for solving the original formulated problem (29). Specifically, this problem is divided into two subproblems which are solved to the design active and passive beamformers, respectively.

1) *Joint Active beamforming design for \mathbf{w}_b and $\{\mathbf{w}_k\}_{k=1}^K$* : We first design the active beamforming variables \mathbf{w}_b and $\{\mathbf{w}_k\}_{k=1}^K$ with given the passive beamforming variables, i.e., Θ_r and Θ_t . In this circumstance, the original optimization problem can be simplified as

$$\begin{aligned} \max_{\mathbf{w}_b, \{\mathbf{w}_k\}_{k=1}^K} \quad & \bar{R}(\mathbf{w}_b, \{\mathbf{w}_k\}_{k=1}^K), \\ \text{s.t.} \quad & (29a) - (29e). \end{aligned} \quad (30a)$$

Problem (30) is still a non-convex optimization problem due to the non-convexity of the objective function, the covert constraint and the QoS constraints w.r.t. the active beamforming variables \mathbf{w}_b and $\{\mathbf{w}_k\}_{k=1}^K$. To tackle this problem, we first introduce three auxiliary variable ι , κ and ϖ to replace R_b^c , $\min_k \hat{R}_{sl,1}^k$ and $\min_k \hat{R}_{sl,0}^k$ in the objective function and the QoS constraints (29c)-(29e), which can transform the non-convex objective function into convex. In addition, it is easy to verify that the left-side of (29b) is a monotonically decreasing function of $\frac{\beta}{\alpha}$, and thus the covert constraint (29b) can be equivalently transformed as

$$\frac{\beta}{\alpha} \geq \varphi(\epsilon), \quad (31)$$

where $\varphi(\epsilon)$ can be obtained by using the numerical methods such bisection search method.

Hence, problem (30) can be equivalently transformed into problem (32) shown at the top of the next page, where $\mathbf{D} = \sum_{l=1}^L \Psi_{\text{BR}}^l \vartheta_r^T \Xi^T \left((\hat{\Psi}_{\text{BR}}^l)^T \otimes (\Omega_{\text{rw}}^H \Omega_{\text{rw}}) \right) \Xi \vartheta_r^*$. The covert constraint in (31) is re-expressed as (32b) based on the definitions of α and β . In fact, (32) is still a non-convex optimization problem because of the non-convexity of the constraints (32b), (32d), (32e) and (32f). To effectively address this problem, we resort to the SDR method [32]. Specifically, we first let $\mathbf{W} = \{\mathbf{w}_b, \mathbf{w}_1, \mathbf{w}_2, \dots, \mathbf{w}_K\}$ and $\mathbf{W}_{\text{cs}} = \text{vec}(\mathbf{W}) \text{vec}(\mathbf{W})^H$, then the optimization problem (32) can be equivalently transformed as (33), which is presented in the next page and where

- $\hat{\mathbf{D}} = (\mathbf{E}_{-1} \mathbf{E}_{-1}^T) \otimes \mathbf{D}$, $\mathbf{D}_1 = (\mathbf{e}_1 \mathbf{e}_1^T) \otimes \mathbf{D}$,
- $\hat{\mathbf{A}} = \mathbf{I}_{K+1} \otimes \mathbf{A}$, $\hat{\mathbf{A}} = (\mathbf{E}_{-1} \mathbf{E}_{-1}^T) \otimes \mathbf{A}$,
- $\hat{\mathbf{B}}_k = (\mathbf{E}_{-1} \mathbf{E}_{-1}^T) \otimes \mathbf{B}_k$, $\hat{\mathbf{B}}_k = (\mathbf{E}_{-(k+1)} \mathbf{E}_{-(k+1)}^T) \otimes \mathbf{B}_k$,
- $\check{\mathbf{B}}_k = (\mathbf{E}_{-(1,k+1)} \mathbf{E}_{-(1,k+1)}^T) \otimes \mathbf{B}_k$, $\hat{\mathbf{B}}_k = \mathbf{I}_{K+1} \otimes \mathbf{B}_k$,
- $\hat{\mathbf{C}}_k = (\mathbf{E}_{-1} \mathbf{E}_{-1}^T) \otimes \mathbf{C}$, $\hat{\mathbf{C}}_k = (\mathbf{E}_{-(k+1)} \mathbf{E}_{-(k+1)}^T) \otimes \mathbf{C}$,
- $\check{\mathbf{C}}_k = (\mathbf{E}_{-(1,k+1)} \mathbf{E}_{-(1,k+1)}^T) \otimes \mathbf{C}$, $\hat{\mathbf{C}} = \mathbf{I}_{K+1} \otimes \mathbf{C}$,
- $\mathbf{E}_{-(1,k+1)} = \{\mathbf{e}_2, \dots, \mathbf{e}_k, \mathbf{e}_{k+2}, \dots, \mathbf{e}_{K+1}\}$,
- $\mathbf{E}_{-1} = \{\mathbf{e}_2, \dots, \mathbf{e}_k, \dots, \mathbf{e}_{K+1}\}$,

- $\mathbf{E}_{-(k+1)} = \{\mathbf{e}_1, \dots, \mathbf{e}_k, \mathbf{e}_{k+2}, \dots, \mathbf{e}_{K+1}\}$,
- $\mathbf{A} = (\mathbf{h}_{\text{rb}}^H \Theta_r \mathbf{H}_{\text{BR}})^H (\mathbf{h}_{\text{rb}}^H \Theta_r \mathbf{H}_{\text{BR}})$,
- $\mathbf{B}_k = (\mathbf{h}_{\text{rk}}^H \Theta_t \mathbf{H}_{\text{BR}})^H (\mathbf{h}_{\text{rk}}^H \Theta_t \mathbf{H}_{\text{BR}})$,
- $\mathbf{C} = \mathbf{H}_{\text{BR}}^H \Theta_t^H \Omega_{\text{re}}^H \Omega_{\text{re}} \Theta_t \mathbf{H}_{\text{BR}}$.

Note that problem (33) is still a non-convex optimization problem due to the non-convex constraints (33d), (33e), (33f) and the rank-one constraint in (33g). To transform (33) into a solvable convex problem, we first handle the constraints (33d), (33e) and (33f). In particular, we can find that $f(\mathbf{W}_{\text{cs}})$, $f_{k,1}(\mathbf{W}_{\text{cs}})$ and $f_{k,2}(\mathbf{W}_{\text{cs}})$ are all difference of concave (DC) functions, and thus the first-order Taylor expansion can be leveraged on them to obtain their concave lower bounds in the i -th innerloop iteration of the proposed iterative algorithm (See Algorithm 1 in Section IV-C). These concave lower bounds will be adopted to replace the original expressions in the optimization problem (33) which are derived as

$$\begin{aligned} f(\mathbf{W}_{\text{cs}}) & \geq \log_2 \left(\text{Tr}(\mathbf{W}_{\text{cs}} \hat{\mathbf{A}}) + \sigma_b^2 \right) - g_1(\mathbf{W}_{\text{cs}}, \mathbf{W}_{\text{cs}}^{(i)}) \\ & \triangleq \hat{f}(\mathbf{W}_{\text{cs}}, \mathbf{W}_{\text{cs}}^{(i)}), \\ f_{k,1}(\mathbf{W}_{\text{cs}}) & \geq \log_2 \left(\text{Tr}(\mathbf{W}_{\text{cs}} \check{\mathbf{B}}_k) + \sigma_k^2 \right) - g_{k,1}(\mathbf{W}_{\text{cs}}, \mathbf{W}_{\text{cs}}^{(i)}) \\ & \quad + \log_2 \left(\text{Tr}(\mathbf{W}_{\text{cs}} \check{\mathbf{C}}_k) \right) - g_2(\mathbf{W}_{\text{cs}}, \mathbf{W}_{\text{cs}}^{(i)}) \\ & \triangleq \hat{f}_{k,1}(\mathbf{W}_{\text{cs}}, \mathbf{W}_{\text{cs}}^{(i)}), \end{aligned} \quad (34)$$

$$\begin{aligned} f_{k,2}(\mathbf{W}_{\text{cs}}) & \geq \log_2 \left(\text{Tr}(\mathbf{W}_{\text{cs}} \hat{\mathbf{B}}_k) + \sigma_k^2 \right) - g_{k,2}(\mathbf{W}_{\text{cs}}, \mathbf{W}_{\text{cs}}^{(i)}) \\ & \quad + \log_2 \left(\text{Tr}(\mathbf{W}_{\text{cs}} \check{\mathbf{C}}_k) \right) - g_3(\mathbf{W}_{\text{cs}}, \mathbf{W}_{\text{cs}}^{(i)}) \\ & \triangleq \hat{f}_{k,2}(\mathbf{W}_{\text{cs}}, \mathbf{W}_{\text{cs}}^{(i)}), \end{aligned} \quad (35)$$

where the expressions of $g_1(\mathbf{W}_{\text{cs}}, \mathbf{W}_{\text{cs}}^{(i)})$, $g_2(\mathbf{W}_{\text{cs}}, \mathbf{W}_{\text{cs}}^{(i)})$, $g_3(\mathbf{W}_{\text{cs}}, \mathbf{W}_{\text{cs}}^{(i)})$, and $g_{k,1}(\mathbf{W}_{\text{cs}}, \mathbf{W}_{\text{cs}}^{(i)})$, $g_{k,2}(\mathbf{W}_{\text{cs}}, \mathbf{W}_{\text{cs}}^{(i)})$ for $k \in \mathcal{K}$ are given in (36).

For the rank-one constraint in (33g), we choose to equivalently rewrite it as [26]

$$\text{rank}(\mathbf{W}_{\text{cs}}) = 1 \Leftrightarrow \text{Tr}(\mathbf{W}_{\text{cs}}) - \|\mathbf{W}_{\text{cs}}\|_2 = 0, \quad (37)$$

where $\|\mathbf{W}_{\text{cs}}\|_2$ denotes the spectral norm and is a convex function w.r.t. \mathbf{W}_{cs} . It is worth noting that for any positive semidefinite matrix \mathbf{A} , $\eta_{\text{cs}}(\mathbf{A}) \triangleq \text{Tr}(\mathbf{A}) - \|\mathbf{A}\|_2 \geq 0$ always holds and the equality is satisfied if and only if $\text{rank}(\mathbf{A}) = 1$. Thus, based on the nonnegative characteristic of $\eta_{\text{cs}}(\mathbf{W}_{\text{cs}})$, we add it into the objective function as a penalty term for the rank-one constraint which is subtracted by the objective function. However, the objective function with the penalty term is non-concave and cannot be addressed by convex optimization algorithms directly. To tackle this issue, the spectral norm in $\eta_{\text{cs}}(\mathbf{W}_{\text{cs}})$ is replaced by its linear lower bound obtained by its first-order Taylor expansion. Hence, we can obtain the upper bound of $\eta_{\text{cs}}(\mathbf{W}_{\text{cs}})$, which is expressed as

$$\begin{aligned} \eta_{\text{cs}}(\mathbf{W}_{\text{cs}}) & \leq \hat{\eta}_{\text{cs}}(\mathbf{W}_{\text{cs}}) \triangleq \text{Tr}(\mathbf{W}_{\text{cs}}) - \\ & \left(\|\mathbf{w}_{\text{cs}}^{(i)}\|_2 + \text{Tr}(\mathbf{w}_{\text{cs}}^{(i)} (\mathbf{w}_{\text{cs}}^{(i)})^H (\mathbf{W}_{\text{cs}} - \mathbf{W}_{\text{cs}}^{(i)})) \right), \end{aligned} \quad (38)$$

where $\mathbf{w}_{\text{cs}}^{(i)}$ represents the eigenvectors corresponding to the largest eigenvalues of $\mathbf{W}_{\text{cs}}^{(i)}$ in i -th inner loop iteration. Thus, the objective function with $\hat{\eta}_{\text{cs}}(\mathbf{W}_{\text{cs}})$ will be adopted to calculate the $(i+1)$ -th solution, denoted as $\mathbf{W}_{\text{cs}}^{(i+1)}$. According

$$\begin{aligned}
& \max_{\mathbf{w}_b, \{\mathbf{w}_k\}_{k=1}^K, \iota, \kappa, \varpi} P_1 \iota + P_1 \kappa + P_0 \varpi, \\
& \text{s.t. } \|\mathbf{w}_b\|_2^2 + \sum_{k=1}^K \|\mathbf{w}_k\|_2^2 \leq P_{\text{tmax}}, \tag{32a} \\
& \sum_{k=1}^K (\mathbf{w}_k^H \mathbf{D} \mathbf{w}_k) \geq (\mathbf{w}_b^H \mathbf{D} \mathbf{w}_b) \varphi(\epsilon), \tag{32b} \\
& \iota \geq R_b^*, \varpi \geq R_{s0}^*, \kappa \geq R_{s1}^*, \tag{32c} \\
& \log_2 \left(1 + \frac{|\mathbf{h}_{rb}^H \Theta_r \mathbf{H}_{BR} \mathbf{w}_b|^2}{\sum_{k=1}^K |\mathbf{h}_{rb}^H \Theta_r \mathbf{H}_{BR} \mathbf{w}_k|^2 + \sigma_b^2} \right) \geq \iota, \tag{32d} \\
& \log_2 \left(1 + \frac{|\mathbf{h}_{rk}^H \Theta_t \mathbf{H}_{BR} \mathbf{w}_k|^2}{\|\mathbf{h}_{rk}^H \Theta_t \mathbf{H}_{BR} \mathbf{W}_{-k}\|_2^2 + \sigma_{rk}^2} \right) - \log_2 \left(1 + \frac{\|\Omega_{re} \Theta_t \mathbf{H}_{BR} \mathbf{w}_k\|_2^2}{\|\Omega_{re} \Theta_t \mathbf{H}_{BR} \mathbf{W}_{-k}\|_F^2} \right) \geq \varpi, \forall k, \tag{32e} \\
& \log_2 \left(1 + \frac{|\mathbf{h}_{rk}^H \Theta_t \mathbf{H}_{BR} \mathbf{w}_k|^2}{|\mathbf{h}_{rk}^H \Theta_t \mathbf{H}_{BR} \mathbf{w}_b|^2 + \|\mathbf{h}_{rk}^H \Theta_t \mathbf{H}_{BR} \mathbf{W}_{-k}\|_2^2 + \sigma_k^2} \right) - \\
& \log_2 \left(1 + \frac{\|\Omega_{re} \Theta_t \mathbf{H}_{BR} \mathbf{w}_k\|_2^2}{\|\Omega_{re} \Theta_t \mathbf{H}_{BR} \mathbf{w}_b\|_2^2 + \|\Omega_{re} \Theta_t \mathbf{H}_{BR} \mathbf{W}_{-k}\|_F^2} \right) \geq \kappa, \forall k. \tag{32f}
\end{aligned}$$

$$\begin{aligned}
& \max_{\mathbf{W}_{cs}, \iota, \kappa, \varpi} P_1 \iota + P_1 \kappa + P_0 \varpi, \\
& \text{s.t. } \text{Tr}(\mathbf{W}_{cs}) \leq P_{\text{tmax}}, \tag{33a} \\
& \text{Tr}(\mathbf{W}_{cs} \hat{\mathbf{D}}) \geq \text{Tr}(\mathbf{W}_{cs} \mathbf{D}_1) \varphi(\epsilon), \tag{33b} \\
& \text{(32b)}, \tag{33c} \\
& f(\mathbf{W}_{cs}) = \log_2 \left(\text{Tr}(\mathbf{W}_{cs} \hat{\mathbf{A}}) + \sigma_b^2 \right) - \log_2 \left(\text{Tr}(\mathbf{W}_{cs} \tilde{\mathbf{A}}) + \sigma_b^2 \right) \geq \iota, \tag{33d} \\
& f_{k,1}(\mathbf{W}_{cs}) = \\
& \log_2 \left(\text{Tr}(\mathbf{W}_{cs} \check{\mathbf{B}}_k) + \sigma_k^2 \right) + \log_2 \left(\text{Tr}(\mathbf{W}_{cs} \check{\mathbf{C}}_k) \right) - \log_2 \left(\text{Tr}(\mathbf{W}_{cs} \check{\mathbf{B}}_k) + \sigma_k^2 \right) - \log_2 \left(\text{Tr}(\mathbf{W}_{cs} \check{\mathbf{C}}) \right) \geq \varpi, \forall k, \tag{33e} \\
& f_{k,2}(\mathbf{W}_{cs}) = \\
& \log_2 \left(\text{Tr}(\mathbf{W}_{cs} \hat{\mathbf{B}}_k) + \sigma_k^2 \right) + \log_2 \left(\text{Tr}(\mathbf{W}_{cs} \check{\mathbf{C}}_k) \right) - \log_2 \left(\text{Tr}(\mathbf{W}_{cs} \check{\mathbf{B}}_k) + \sigma_k^2 \right) - \log_2 \left(\text{Tr}(\mathbf{W}_{cs} \hat{\mathbf{C}}) \right) \geq \kappa, \forall k, \tag{33f} \\
& \mathbf{W}_{cs} \succeq 0, \text{rank}(\mathbf{W}_{cs}) = 1. \tag{33g}
\end{aligned}$$

to the above analysis, the optimization problem (33) can be further transformed as

$$\begin{aligned}
& \max_{\mathbf{W}_{cs}, \iota, \kappa, \varpi} P_1 \iota + P_1 \kappa + P_0 \varpi - \rho_{cs} \hat{\eta}_{cs}(\mathbf{W}_{cs}), \\
& \text{s.t. } \text{(33a)}, \text{(33b)}, \text{(33c)}, \tag{39a} \\
& \hat{f}(\mathbf{W}_{cs}, \mathbf{W}_{cs}^{(i)}) \geq \iota, \tag{39b} \\
& \hat{f}_{k,1}(\mathbf{W}_{cs}, \mathbf{W}_{cs}^{(i)}) \geq \varpi, \forall k, \tag{39c} \\
& \hat{f}_{k,2}(\mathbf{W}_{cs}, \mathbf{W}_{cs}^{(i)}) \geq \kappa, \forall k, \tag{39d} \\
& \mathbf{W}_{cs} \succeq 0, \tag{39e}
\end{aligned}$$

where ρ_{cs} is the penalty coefficient. The optimization problem (39) is a standard convex semidefinite programming (SDP) problem which is able to be effectively solved by the existing convex optimization tools such as CVX [33].

2) *Joint Passive beamforming design for Θ_r and Θ_t* : After obtaining the active beamformers, we then design the

passive beamforming variables Θ_r and Θ_t with given the obtained \mathbf{w}_b and $\{\mathbf{w}_k\}_{k=1}^K$. Specifically, based on the original optimization problem (29) and definition of the average sum rate in (28), the optimization problem for joint designing the passive beamforming variables Θ_r and Θ_t can be expressed as

$$\begin{aligned}
& \max_{\Theta_r, \Theta_t} \bar{R}(\Theta_r, \Theta_t), \\
& \text{s.t. } \text{(29b)} - \text{(29f)}. \tag{40a}
\end{aligned}$$

Note that problem (40) is a non-convex optimization problem w.r.t. Θ_r and Θ_t . Similarly, we will adopt the SDR techniques to deal with this optimization problem. The reformulated covert constraint $\frac{\beta}{\alpha} \geq \varphi(\epsilon)$ in (32b) is still utilized to guarantee the covert performance. Let $\mathbf{Q}_r = \vartheta_r^* \vartheta_r^T$, $\mathbf{Q}_t = \vartheta_t^* \vartheta_t^T$ where $\vartheta_r = \text{diag}(\Theta_r)$, $\vartheta_t = \text{diag}(\Theta_t)$, and then the optimization problem (40) can be equivalently reformulated as

$$g_1(\mathbf{W}_{cs}, \mathbf{W}_{cs}^{(t)}) = \log_2 \left(\text{Tr}(\mathbf{W}_{cs}^{(i)} \tilde{\mathbf{A}}) + \sigma_b^2 \right) + \frac{\text{Tr}(\mathbf{W}_{cs} \tilde{\mathbf{A}}) - \text{Tr}(\mathbf{W}_{cs}^{(i)} \tilde{\mathbf{A}})}{\ln 2 \left(\text{Tr}(\mathbf{W}_{cs}^{(i)} \tilde{\mathbf{A}}) + \sigma_b^2 \right)}, \quad (36a)$$

$$g_{k,1}(\mathbf{W}_{cs}, \mathbf{W}_{cs}^{(i)}) = \log_2 \left(\text{Tr}(\mathbf{W}_{cs} \check{\mathbf{B}}_k) + \sigma_k^2 \right) + \frac{\text{Tr}(\mathbf{W}_{cs} \check{\mathbf{B}}_k) - \text{Tr}(\mathbf{W}_{cs}^{(i)} \check{\mathbf{B}}_k)}{\ln 2 \left(\text{Tr}(\mathbf{W}_{cs}^{(i)} \check{\mathbf{B}}_k) + \sigma_k^2 \right)}, \quad (36b)$$

$$g_2(\mathbf{W}_{cs}, \mathbf{W}_{cs}^{(i)}) = \frac{\text{Tr}(\mathbf{W}_{cs} \check{\mathbf{C}}) - \text{Tr}(\mathbf{W}_{cs}^{(i)} \check{\mathbf{C}})}{\ln 2 \left(\text{Tr}(\mathbf{W}_{cs}^{(i)} \check{\mathbf{C}}) \right)} + \log_2 \left(\text{Tr}(\mathbf{W}_{cs}^{(i)} \check{\mathbf{C}}) \right), \quad (36c)$$

$$g_{k,2}(\mathbf{W}_{cs}, \mathbf{W}_{cs}^{(i)}) = \log_2 \left(\text{Tr}(\mathbf{W}_{cs} \tilde{\mathbf{B}}_k) + \sigma_k^2 \right) + \frac{\text{Tr}(\mathbf{W}_{cs} \tilde{\mathbf{B}}_k) - \text{Tr}(\mathbf{W}_{cs}^{(i)} \tilde{\mathbf{B}}_k)}{\ln 2 \left(\text{Tr}(\mathbf{W}_{cs}^{(i)} \tilde{\mathbf{B}}_k) + \sigma_k^2 \right)}, \quad (36d)$$

$$g_3(\mathbf{W}_{cs}, \mathbf{W}_{cs}^{(i)}) = \frac{\text{Tr}(\mathbf{W}_{cs} \hat{\mathbf{C}}) - \text{Tr}(\mathbf{W}_{cs}^{(i)} \hat{\mathbf{C}})}{\ln 2 \left(\text{Tr}(\mathbf{W}_{cs}^{(i)} \hat{\mathbf{C}}) \right)} + \log_2 \left(\text{Tr}(\mathbf{W}_{cs}^{(i)} \hat{\mathbf{C}}) \right). \quad (36e)$$

problem (41),

$$\max_{\mathbf{V}} P_1 \iota + P_1 \kappa + P_0 \varpi,$$

$$\text{s.t. } \text{Tr}(\mathbf{Q}_r \mathbf{F}) \geq \text{Tr}(\mathbf{Q}_r \mathbf{E}) \varphi(\epsilon), \quad (41a)$$

$$(32b), \quad (41b)$$

$$\log_2 \left(\text{Tr}(\mathbf{Q}_r \mathbf{G}) + \text{Tr}(\mathbf{Q}_r \mathbf{O}) + \sigma_b \right) - \log_2 \left(\text{Tr}(\mathbf{Q}_r \mathbf{O}) + \sigma_b \right) \geq \iota, \quad (41c)$$

$$\log_2 \left(\text{Tr}(\mathbf{Q}_t \mathbf{P}_k) + \sigma_k^2 \right) - \log_2 \left(\text{Tr}(\mathbf{Q}_t \check{\mathbf{P}}_k) + \sigma_k^2 \right) - \log_2 \left(\text{Tr}(\mathbf{Q}_t \mathbf{S}) \right) + \log_2 \left(\text{Tr}(\mathbf{Q}_t \check{\mathbf{S}}_k) \right) \geq \varpi, \quad \forall k, \quad (41d)$$

$$\log_2 \left(\text{Tr}(\mathbf{Q}_t \mathbf{T}_k) + \sigma_k^2 \right) - \log_2 \left(\text{Tr}(\mathbf{Q}_t \check{\mathbf{T}}_k) + \sigma_k^2 \right) - \log_2 \left(\text{Tr}(\mathbf{Q}_t \mathbf{U}) \right) + \log_2 \left(\text{Tr}(\mathbf{Q}_t \check{\mathbf{U}}_k) \right) \geq \kappa, \quad \forall k, \quad (41e)$$

$$\text{diag}(\mathbf{Q}_r) = \beta_r, \text{diag}(\mathbf{Q}_t) = \beta_t \quad (41f)$$

$$\beta_r + \beta_t = \mathbf{I}_{M \times 1}, \quad (41g)$$

$$\mathbf{Q}_r \succeq 0, \mathbf{Q}_t \succeq 0, \quad (41h)$$

$$\text{rank}(\mathbf{Q}_r) = 1, \text{rank}(\mathbf{Q}_t) = 1, \quad (41i)$$

where

- $\mathbf{V} = \{\mathbf{Q}_r, \mathbf{Q}_t, \beta_r, \beta_t, \iota, \kappa, \varpi\}$ is the defined optimization variable set,
- $\beta_r = \{\beta_r^1, \dots, \beta_r^M\}$, $\beta_t = \{\beta_t^1, \dots, \beta_t^M\}$,
- $\mathbf{E} = \sum_{l=1}^L (\mathbf{w}_b^H \Psi_{BR}^l \mathbf{w}_b) \Delta^l$,
- $\mathbf{F} = \sum_{k=1}^K \sum_{l=1}^L (\mathbf{w}_k^H \Psi_{BR}^l \mathbf{w}_k) \Delta^l$,
- $\Delta^l = \Xi^T \left((\Psi_{BR})^T \otimes (\Omega_{rw}^H \Omega_{rw}) \right) \Xi$,
- $\mathbf{G} = \mathbf{H}_{rb}^* \mathbf{H}_{BR} \mathbf{w}_b \mathbf{w}_b^H \mathbf{H}_{BR}^H \mathbf{H}_{rb}^T$,
- $\mathbf{O} = \mathbf{H}_{rb}^* \mathbf{H}_{BR} \sum_{k=1}^K (\mathbf{w}_k \mathbf{w}_k^H) \mathbf{H}_{BR}^H \mathbf{H}_{rb}^T$,
- $\mathbf{P}_k = \mathbf{H}_{rk}^* \mathbf{H}_{BR} \sum_{k=1}^K (\mathbf{w}_k \mathbf{w}_k^H) \mathbf{H}_{BR}^H \mathbf{H}_{rk}^T$,
- $\check{\mathbf{P}}_k = \mathbf{H}_{rk}^* \mathbf{H}_{BR} \sum_{j \neq k} (\mathbf{w}_j \mathbf{w}_j^H) \mathbf{H}_{BR}^H \mathbf{H}_{rk}^T$,
- $\mathbf{S} = \sum_{k=1}^K \Xi^T \left((\Omega_{re}^H \Omega_{re})^T \otimes (\mathbf{H}_{BR} \mathbf{w}_k \mathbf{w}_k^H \mathbf{H}_{BR}^H) \right) \Xi$,
- $\hat{\mathbf{S}}_k = \sum_{j \neq k} \Xi^T \left((\Omega_{re}^H \Omega_{re})^T \otimes (\mathbf{H}_{BR} \mathbf{w}_j \mathbf{w}_j^H \mathbf{H}_{BR}^H) \right) \Xi$,
- $\mathbf{T}_k = \mathbf{H}_{rk}^* \mathbf{H}_{BR} \mathbf{w}_b \mathbf{w}_b^H \mathbf{H}_{BR}^H \mathbf{H}_{rk}^T + \mathbf{P}_k$,
- $\check{\mathbf{T}}_k = \mathbf{H}_{rk}^* \mathbf{H}_{BR} \mathbf{w}_b \mathbf{w}_b^H \mathbf{H}_{BR}^H \mathbf{H}_{rk}^T + \check{\mathbf{P}}_k$,
- $\mathbf{U} = \Xi^T \left((\Omega_{re}^H \Omega_{re})^T \otimes (\mathbf{H}_{BR} \mathbf{w}_b \mathbf{w}_b^H \mathbf{H}_{BR}^H) \right) \Xi + \mathbf{S}$,
- $\hat{\mathbf{U}}_k = \Xi^T \left((\Omega_{re}^H \Omega_{re})^T \otimes (\mathbf{H}_{BR} \mathbf{w}_b \mathbf{w}_b^H \mathbf{H}_{BR}^H) \right) \Xi + \hat{\mathbf{S}}_k$,
- $\mathbf{H}_{rb} = \text{Diag}(\mathbf{h}_{rb})$, $\mathbf{H}_{rk} = \text{Diag}(\mathbf{h}_{rk})$.

To transform (41) into a convex optimization problem, we first need to deal with the non-convex constraints (41c), (41d), (41e) and rank-one constraints (41i). Similarly, the first-order Taylor expansion is adopted to acquire the concave lower bounds of left-sides of constraints (41c), (41d), (41e) in q -th inner loop iteration, denoted as $h(\mathbf{Q}_r, \mathbf{Q}_r^{(q)})$, $h_{k,1}(\mathbf{Q}_t, \mathbf{Q}_t^{(q)})$ and $h_{k,2}(\mathbf{Q}_t, \mathbf{Q}_t^{(q)})$. For the rank-one constraints, we rewrite them as the expressions similar to (38) and add them to the objective function as the penalty terms. Similarly, the linear lower bound of the spectral norm is utilized to replace itself. As a result, the rank-one can be equivalently transformed as

$$\eta_\xi(\mathbf{Q}_\xi) \leq \hat{\eta}_\xi(\mathbf{Q}_\xi) \triangleq \text{Tr}(\mathbf{Q}_\xi) - \|\mathbf{q}_\xi^{(q)}\|_2 - \text{Tr}(\mathbf{q}_\xi^{(q)} (\mathbf{q}_\xi^{(q)})^H (\mathbf{Q}_\xi - \mathbf{Q}_\xi^{(q)})), \quad \xi \in \{r, t\}, \quad (42)$$

where $\mathbf{q}_r^{(q)}$ and $\mathbf{q}_t^{(q)}$ are the eigenvectors corresponding to the largest eigenvalues of $\mathbf{Q}_r^{(q)}$ and $\mathbf{Q}_t^{(q)}$ in q -th inner loop iteration. Thus, optimization problem (41) can be re-expressed as

$$\max_{\mathbf{V}} P_1 \iota + P_1 \kappa + P_0 \varpi - \varrho_r \hat{\eta}_r(\mathbf{Q}_r) - \varrho_t \hat{\eta}_t(\mathbf{Q}_t), \quad (43a)$$

$$\text{s.t. } (41a), (41b), (41f) - (41h), \quad (43a)$$

$$h(\mathbf{Q}_r, \mathbf{Q}_r^{(q)}) \geq \iota, \quad (43b)$$

$$h_{k,1}(\mathbf{Q}_r, \mathbf{Q}_r^{(q)}) \geq \varpi, \quad \forall k, \quad (43c)$$

$$h_{k,2}(\mathbf{Q}_r, \mathbf{Q}_r^{(q)}) \geq \kappa, \quad \forall k, \quad (43d)$$

where ϱ_r and ϱ_t denote the penalty coefficients. Thus, SDP optimization problem (43) can be efficiently solved by CVX.

C. Proposed Optimization Algorithm & Analysis on Complexity and Convergence

Algorithm 1 summarizes the proposed iterative algorithm for solving the optimization problem (29) of the STAR-RIS-assisted joint PLS and CC system. The algorithm alternatively solves two subproblems and converges when the objective function gap $v > 0$ between two consecutive iterations is below a predefined threshold ϵ . The penalty violations for active and passive beamforming designs are denoted by $\hat{v} > 0$

and $\tilde{v} > 0$, respectively. Note that, the penalty coefficients ϱ_{cs} , ϱ_r and ϱ_t are initialized with small values to prevent the penalty terms from dominating the objective function and leading to inefficient solutions. In addition, $\tilde{\xi}$, $\tilde{\xi}_1$ and $\tilde{\xi}_2$ are the scaling factors for penalty coefficients.

Algorithm 1: Proposed Iterative Algorithm for STAR-RIS-assisted joint PLS and CCs Problem (29)

- 1: Initialize feasible point $(\mathbf{w}_b^{(0,0)}, \mathbf{w}_k^{(0,0)}, \Theta_r^{(0,0)}, \Theta_t^{(0,0)})$; Define the tolerance accuracy ε , $\hat{\varepsilon}$ and $\tilde{\varepsilon}$; Set the outer iteration index $t = 0$.
 - 2: **While** $v > \varepsilon$ or $t = 0$ **do**
 - 3: Set inner iteration index $i = 0$; Initialize $\varrho_{cs}^{(0)}$.
 - 4: **While** $\hat{v} > \hat{\varepsilon}$ or $i = 0$ **do**
 - 5: Solve the optimization problem (39) with the given $(\mathbf{w}_b^{(t,i)}, \mathbf{w}_k^{(t,i)}, \Theta_r^{(t,i)}, \Theta_t^{(t,i)})$ and update $(\mathbf{w}_b^{(t,i+1)}, \mathbf{w}_k^{(t,i+1)})$ with the obtained solutions.
 - 6: Calculate $\hat{v} = \eta_{cs}$ based on the acquired solutions; Update penalty coefficients $\varrho_{cs} = \tilde{\xi}\varrho_{cs}$; Let $i = i + 1$.
 - 7: **end while**
 - 8: Update $(\mathbf{w}_b^{(t,0)}, \mathbf{w}_k^{(t,0)})$ with the $(\mathbf{w}_b^{(t,i)}, \mathbf{w}_k^{(t,i)})$.
 - 9: Set inner iteration index $q = 0$; Initialize $\varrho_r^{(0)}$ and $\varrho_t^{(0)}$.
 - 10: **While** $\tilde{v} > \tilde{\varepsilon}$ or $q = 0$ **do**
 - 11: Solve the optimization problem (43) with the given $(\mathbf{w}_b^{(t,0)}, \mathbf{w}_k^{(t,0)}, \Theta_r^{(t,q)}, \Theta_t^{(t,q)})$; Update the $(\Theta_r^{(t,q+1)}, \Theta_t^{(t,q+1)})$ with obtained solutions.
 - 12: Calculate $\tilde{v} = \max\{\eta_r, \eta_t\}$ based on the acquired solution; Update the penalty coefficients $\varrho_r^{(q+1)} = \tilde{\xi}_1\varrho_r^{(q)}$, $\varrho_t^{(q+1)} = \tilde{\xi}_2\varrho_t^{(q)}$; Let $q = q + 1$.
 - 13: **end while**
 - 14: Update $(\mathbf{w}_b^{(t+1,0)}, \mathbf{w}_k^{(t+1,0)}, \Theta_r^{(t+1,0)}, \Theta_t^{(t+1,0)})$ with $(\mathbf{w}_b^{(t,0)}, \mathbf{w}_k^{(t,0)}, \Theta_r^{(t,q)}, \Theta_t^{(t,q)})$
 - 15: Calculate the objective value $\bar{R}^{(t+1)}$ and update $v = \left| \bar{R}^{(t+1)} - \bar{R}^{(t)} \right|$ based the obtained solutions; Let $t = t + 1$.
 - 16: **end while**
-

In terms of the computational complexity of the proposed algorithm, it is mainly dominated by addressing the two standard SDP subproblems². Specifically, for the joint active beamforming design, the main computed complexity on solving the optimization problem (39) can be calculated as $\mathcal{O}(((K+1)N_t)^{3.5})$. In the aspect of joint design the passive beamformer, the calculated complexity comes from the solving of the optimization problem (43), which is dominated by $\mathcal{O}(2M^{3.5})$. In addition, the bisection search method is utilized to find $\varphi(\varepsilon)$ in (31) to transform the covert constraint with the computational complexity is $\mathcal{O}\left(\log_2\left(\frac{s}{\varepsilon_b}\right)\right)$, where s and ε_b denote the length of the initial search interval and the accuracy tolerance, respectively. Therefore, the overall computational complexity of the proposed iterative algorithm can be calculated as $\mathcal{O}\left(\left(\log_2\left(\frac{s}{\varepsilon_b}\right) + I\left(I_1\left((K+1)N_t\right)^{3.5} + I_2\left(2M^{3.5}\right)\right)\right)\right)$, where I denotes the total iteration number

²In the case of solving convex problems, it is presumed that the interior point method is employed, and subsequently, the computational complexity is determined [34].

of the proposed algorithm, I_1 and I_2 respectively represent the iteration number of the inner loops for solving two subproblems. Note that the overall computational complexity is highly affected by the number of antennas at BS (N_t) and the number of elements equipped at STAR-RIS (M).

Although the alternative strategy is adopted in Algorithm 1, it is easy to verify that the convergence of the proposed iterative algorithm can always be guaranteed. Note that we can always find a solution not worse than that of the previous iteration in the iterative process. Hence, the objective function value of the optimization problem (29) is monotonically non-decreasing w.r.t. the iteration index. Moreover, the convergence of the proposed algorithm will be further proved by simulation results in Section V.

V. SIMULATION RESULTS

In this section, the simulation results are presented to validate the effectiveness of the proposed STAR-RIS-aided joint PLS and CCs scheme. In particular, we assume that the mmWave communication system assisted by STAR-RIS operates at 28 GHz with bandwidth 251.1886 MHz. Hence, the noise power can be calculated as $\sigma_b^2 = -90$ dBm and $\sigma_k^2 = -90$ dBm. In addition, we consider that the simulated system has $K = 3$ security users and set the QoS minimum rates as $R_b^* = 0.5$, $R_{s0}^* = 0.6$ and $R_{s1}^* = 0.6$. For the large-scale path loss values in (1) and (2), the theoretical free-space distance-dependent path-loss model [35] is leveraged, which is given by $l_\varpi = -30 - 22 \log d_\varpi$ dB, $\varpi \in \{\text{BR}, \text{rb}, \text{rk}\}$ for $k \in \mathcal{K}$. The distances are set as $d_{\text{BR}} = 40$ m, $d_{\text{rb}} = 15$ m and $d_{\text{rk}} = 15$ m. Moreover, the tolerance accuracy ε , $\hat{\varepsilon}$ and $\tilde{\varepsilon}$ in the proposed iterative algorithm are set as 10^{-4} , 10^{-6} and 10^{-6} , respectively. To highlight the potential of STAR-RIS in jointly implementing the PLS and CCs, a baseline scheme is proposed where two adjacent conventional RISs with $\frac{M}{2}$ elements are adopted to replace the STAR-RIS.

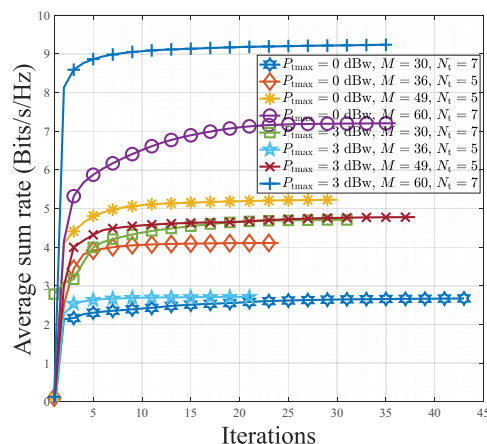


Fig. 2. Average sum rate versus the iterations with $\varepsilon = 0.1$ and $P_1 = 0.5$, and different P_{tmax} , M and N_t .

The convergence curves of the proposed iterative algorithm are depicted in Fig. 2, taking into account of various maximum transmit power at the BS, as well as the number of elements and antennas equipped at the STAR-RIS and the BS. Specifically, we conduct evaluation of convergence using eight

diverse cases for the proposed method. The presented results indicate that the obtained sum rates exhibit a monotonically non-decreasing behavior versus the number of iterations. In addition, the proposed algorithm consistently achieves rapid convergence to a stable value within a few iterations. Hence, the efficiency of the proposed algorithm can be validated.

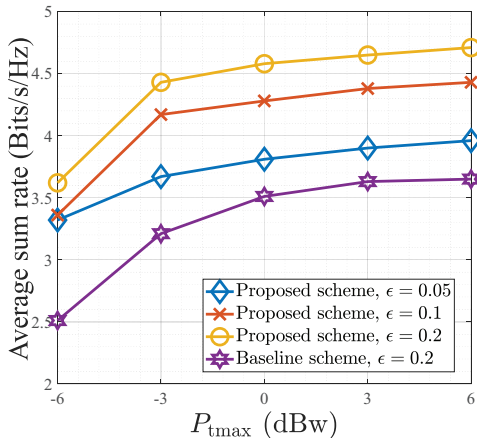


Fig. 3. Average sum rate versus the maximum transmit power $P_{t\max}$ at BS with $M = 30$, $N_t = 7$, $P_1 = 0.5$, and different covert requirements ϵ .

Fig. 3 presents the variation curves of the average sum rates versus the maximal transmit power $P_{t\max}$ with different covert requirements ϵ , in comparison with the baseline utilizing the traditional RIS. It can be observed that the average sum rates gradually increase w.r.t. $P_{t\max}$ in all cases, indicating that there exists a positive correlation between the average sum rates and $P_{t\max}$. However, the speeds of increase diminish with the growth of the maximum transmit power. Additionally, a relaxed covert requirement contributes to breaking through the performance bottleneck constrained by other system indicators. It is obvious that the proposed scheme exhibits significant performance benefits in jointly implementing the PLS and CCs in comparison to the baseline scheme. The proposed scheme can achieve better performance even if it is operated at a tighter covert requirement (i.e., $\epsilon = 0.05$).

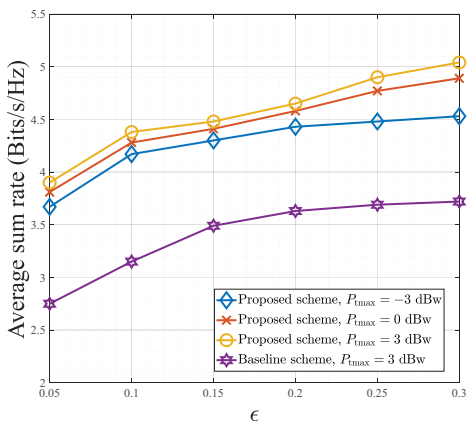


Fig. 4. Average sum rate versus the covert requirement ϵ with $M = 30$, $N_t = 7$, $P_1 = 0.5$, and different $P_{t\max}$.

Next, we investigate the influence of the covert requirements ϵ on the average sum rate considering different $P_{t\max}$, as

shown in Fig. 4. According to the given results, we can find that the average sum rates increase progressively versus ϵ in all scenarios due to the fact that the covert requirement becomes more relaxed. To acquire an apparent comparison, $P_{t\max} = 3$ dBw is selected to operate the baseline scheme. Despite this, the achieved performance gain of the baseline falls significantly short to that of the proposed scheme, even if the proposed scheme is operated at a much lower maximum transmit power of $P_{t\max} = -3$ dBw. Therefore, the STAR-RIS-aided scheme shows a great advantage in enhancing the system performance as compared to the conventional RIS.

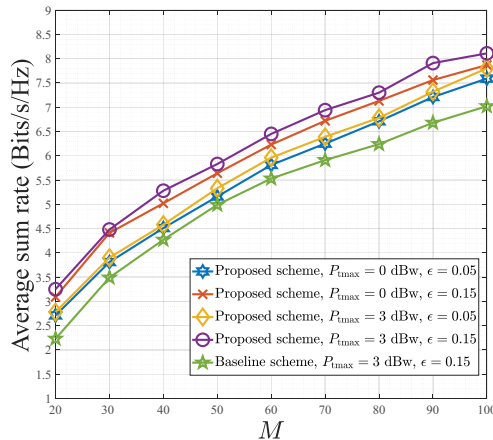


Fig. 5. Average sum rate versus the number of elements equipped at STAR-RIS with $N_t = 7$, $P_1 = 0.5$, and different maximum transmit power $P_{t\max}$ and covert requirements ϵ .

In Fig. 5, the performance trends of the average sum rate w.r.t. the number of elements at STAR-RIS (M) are presented, taking into account of various $P_{t\max}$ and covert requirements ϵ . In particular, it is discernible that the average sum rates exhibit ascending trends with the increased M , which is due to the fact that more elements can provide a higher degree of freedom to augment performance gains. Besides, we also find that the relaxed covert demands may offer more potential to break through the performance limitation imposed by the system settings than the incremental maximal transmit power by respectively comparing the simulation results with the same $P_{t\max}$ and ϵ . Similarly, the most relaxed condition (i.e., $P_{t\max} = 3$ dBw, $\epsilon = 0.15$) is adopted to implement the baseline scheme, however, the acquired performance is still worse than the proposed scheme under the strictest condition (i.e., $P_{t\max} = 0$ dBw, $\epsilon = 0.05$).

We explore the impact of the number of antennas installed at the BS (N_t) on the system performance in Fig. 6 with different $P_{t\max}$ and M . Specifically, a comparable performance trend can still be noted, wherein the average sum rate gradually raises as the number of antennas at the BS is augmented. In addition, we can observe that increasing the number of elements at the STAR-RIS from $M = 36$ to $M = 49$ can achieve much more performance improvement than enlarging $P_{t\max}$ from 0dBw to 3dBw. Although we choose $P_{t\max} = 3$ dBw and $M = 49$ to operate the baseline scheme, its presented performance gain is still below the proposed scheme under the most rigorous condition (i.e., $P_{t\max} = 0$ dBw,

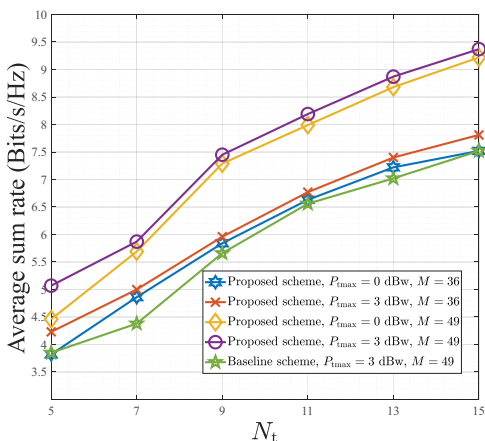


Fig. 6. Average sum rate versus the number of antennas at BS with $\epsilon = 0.1$, $P_1 = 0.5$, and different maximal transmit power $P_{t\max}$ and M .

$M = 36$), which further indicates the superiority of STAR-RIS in ensuring the performance of joint PLS and CCs.

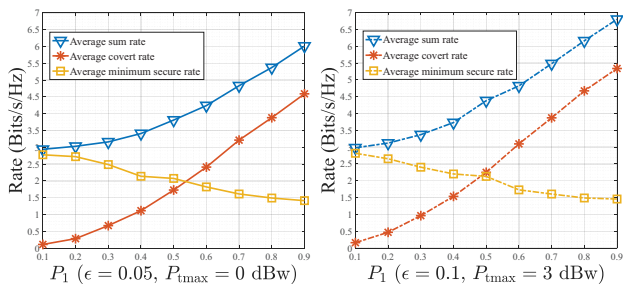


Fig. 7. Average sum rate, average covert rate and average minimum secure rate versus the covert transmission probability P_1 with $M = 30$, $N_t = 7$, and different $P_{t\max}$ and ϵ .

Lastly, we investigate the influence of the probability for CCs to Bob, i.e., P_1 , on the average sum rate, the average covert rate ($P_1 R_c^c$), and the average minimum secure rate ($P_0 \min_k \hat{R}_{sl,0}^k + P_1 \min_k \hat{R}_{sl,1}^k$), in a time slot, as presented in Fig. 7. According to the simulated results, it can be concluded that an increase in the value of P_1 from 0.1 to 0.9 leads to an upward trend in both the average sum rate and the average covert rate. Conversely, the average minimum secure rate displays a downward trend, suggesting that the improvement in the average sum rate versus P_1 is mainly attributed to the average covert rate. The rationale behind this phenomenon is due to the fact that the energy splitting protocol is adopted at the STAR-RIS. As a result, more amplitude energy will be allocated to the reflected coefficients while less to the transmitted coefficients as the CCs probability P_1 increases, which will lead to an increase of the covert rate while a decrease of the secure rate.

VI. CONCLUSION

In this paper, we initially investigate the STAR-RIS enhanced joint PLS and CCs for mmWave systems. In particular, the analytical derivations of the minimum DEP and the lower bound of the secure rates are obtained by considering the practical assumptions, where only the statistical CSI between

STAR-RIS and the wardens is accessible at the BS. An optimization problem is constructed that focuses on maximizing the average sum rate between the covert rate and the minimum secure rate, while also ensuring the covert constraint and QoS constraints. In order to effectively solve this non-convex optimization problem with strong coupling variables, an alternative algorithm based on the SDR method is proposed. Numerical results demonstrate the performance gains of the proposed STAR-RIS-assisted scheme in comparison with the benchmark scheme adopting the traditional RIS, which further indicates that the STAR-RIS exhibits more benefits in the implementation of the joint PLS and CCs.

APPENDIX A

PROOF OF THEOREM 1

In this section, we derive the FA probability and MD probability in detail. In particular, we first give the expression of P_{FA} based on the definition of FA probability, which is expressed as

$$\begin{aligned} P_{FA} &= \Pr(P_w > \tau_{dt} | \mathcal{H}_0) \\ &= \Pr\left(\sum_{k=1}^K |\mathbf{h}_{rw}^H \Theta_r \mathbf{H}_{BR} \mathbf{w}_k|^2 + \sigma_w^2 > \tau_{dt}\right). \end{aligned} \quad (44)$$

Considering only the statistical CSI of \mathbf{H}_{BR} is available at Willie, thus letting $\chi_k = |\mathbf{h}_{rw}^H \Theta_r \mathbf{H}_{BR} \mathbf{w}_k|^2$, we have

$$\begin{aligned} \chi_k &= |\text{Tr}(\mathbf{h}_{rw}^H \Theta_r \mathbf{H}_{BR} \mathbf{w}_k)|^2 = |\text{Tr}(\mathbf{H}_{BR} \mathbf{w}_k \mathbf{h}_{rw}^H \Theta_r)|^2 \\ &\stackrel{(a)}{=} |\text{vec}(\mathbf{H}_{BR})^T \text{vec}((\mathbf{w}_k \mathbf{h}_{rw}^H \Theta_r)^T)|^2, \end{aligned} \quad (45)$$

where (a) is due to [36, (eq.1.11.12)]. Besides, it is easy to verify that $\text{vec}(\mathbf{H}_{BR}) \sim \mathcal{CN}(\mathbf{0}, \frac{N_t M \rho_{BR}}{L} \Phi^H \Phi)$. Hence, we can observe that χ_k is an exponential random variable whose probability density function (PDF) is $f_{\chi_k}(x) = \frac{e^{-x/\lambda_k}}{\lambda_k}$, where $\lambda_k = \frac{N_t M \rho_{BR}}{L} \|\Phi \text{vec}((\mathbf{w}_k \mathbf{h}_{rw}^H \Theta_r)^T)\|_2^2$.

According to the above analysis, the analytic expressions of P_{FA} and P_{MD} can be derived as

$$\begin{aligned} P_{FA} &= \begin{cases} 1, & \tau_{dt} \leq \sigma_w^2, \\ \int_{\tau_{dt} - \sigma_w^2}^{+\infty} \frac{e^{-\frac{x}{\lambda_0}}}{\lambda_0} dx, & \text{otherwise,} \end{cases} \\ P_{MD} &= \Pr\left(|\mathbf{h}_{rw}^H \Theta_r \mathbf{H}_{BR} \mathbf{w}_b|^2 + \sum_{k=1}^K |\mathbf{h}_{rw}^H \Theta_r \mathbf{H}_{BR} \mathbf{w}_k|^2 + \sigma_w^2 < \tau_{dt}\right) \\ &= \begin{cases} 0, & \tau_{dt} \leq \sigma_w^2, \\ \int_0^{\tau_{dt} - \sigma_w^2} \frac{e^{-\frac{x}{\lambda_1}}}{\lambda_1} dx, & \text{otherwise,} \end{cases} \end{aligned}$$

APPENDIX B

PROOF OF THEOREM 2

The asymptotic results of λ_0 and λ_1 leveraging the large system analytic technique are derived in this section. Specifically, we first equivalently rewrite $\psi = \|\Phi \text{vec}((\mathbf{w}_k \mathbf{h}_{rw}^H \Theta_r)^T)\|_2^2$ as

$$\begin{aligned} \psi &= \text{vec}((\mathbf{w}_k \mathbf{h}_{rw}^H \Theta_r)^T)^H \Phi^H \Phi \text{vec}((\mathbf{w}_k \mathbf{h}_{rw}^H \Theta_r)^T) \\ &= \|\Phi \text{vec}((\mathbf{w}_k \mathbf{h}_{rw}^H \Theta_r)^T)\|_2^2 \stackrel{(a)}{=} \|\Phi (\mathbf{w}_k \otimes \Theta_r) \mathbf{h}_{rw}^*\|_2^2 \\ &= \frac{M \rho_{rw}}{P} \|\Phi (\mathbf{w}_k \otimes \Theta_r) \Omega_{rw}^H \mathbf{g}^*\|_2^2, \end{aligned} \quad (46)$$

where $\mathbf{\Omega}_{\text{rw}} = [\mathbf{a}_R(\phi_1^{\text{rw}}, \theta_1^{\text{rw}}), \dots, \mathbf{a}_R(\phi_P^{\text{rw}}, \theta_P^{\text{rw}})]^H$, $\mathbf{g} = [g_1^{\text{rw}}, \dots, g_P^{\text{rw}}]^T$, and (a) is based on the result from [36, (eq. 1.11.18)]. Then, by applying the large system analytical method in [37] on (46), we can further obtain (47) given below

$$\begin{aligned}
& \lim_{M \rightarrow \infty} \frac{\|\Phi(\mathbf{w}_k \otimes \Theta_r) \mathbf{\Omega}_{\text{rw}}^H \mathbf{g}^*\|_2^2}{M} \\
&= \lim_{M \rightarrow \infty} \frac{\text{Tr}(\mathbf{g}^T \mathbf{\Omega}_{\text{rw}} (\mathbf{w}_k \otimes \Theta_r)^H \Phi^H \Phi (\mathbf{w}_k \otimes \Theta_r) \mathbf{\Omega}_{\text{rw}}^H \mathbf{g}^*)}{M} \\
&\stackrel{(a)}{\rightarrow} \frac{\text{Tr}(\mathbf{\Omega}_{\text{rw}}^H \mathbf{\Omega}_{\text{rw}} (\mathbf{w}_k \otimes \Theta_r)^H \Phi^H \Phi (\mathbf{w}_k \otimes \Theta_r))}{M} \\
&\stackrel{(b)}{=} \frac{\text{Tr}\left(\sum_{l=1}^L (\mathbf{w}_k^H \Psi_{\text{BR}}^l \mathbf{w}_k) \otimes (\mathbf{\Omega}_{\text{rw}}^H \mathbf{\Omega}_{\text{rw}} \Theta_r^H \widehat{\Psi}_{\text{BR}}^l \Theta_r)\right)}{M} \\
&\stackrel{(c)}{=} \frac{\sum_{l=1}^L (\mathbf{w}_k^H \Psi_{\text{BR}}^l \mathbf{w}_k) \text{Tr}(\mathbf{\Omega}_{\text{rw}}^H \mathbf{\Omega}_{\text{rw}} \Theta_r^H \widehat{\Psi}_{\text{BR}}^l \Theta_r)}{M} \\
&= \frac{\sum_{l=1}^L (\mathbf{w}_k^H \Psi_{\text{BR}}^l \mathbf{w}_k) (\Theta_r^T \Xi^T ((\widehat{\Psi}_{\text{BR}}^l)^T \otimes (\mathbf{\Omega}_{\text{rw}}^H \mathbf{\Omega}_{\text{rw}})) \Xi \Theta_r^*)}{M}, \tag{47}
\end{aligned}$$

The convergence (a) is from the corollary in [37, Corollary 1]; steps (b) and (c) are because of [36, (eq. 1.10.15)] and [36, (eq. 1.10.11)], respectively. On the basis of the derived result in (47), the asymptotic results of λ_0 and λ_1 can be obtained as in (14) and (15).

REFERENCES

- [1] A. D. Wyner, "The wire-tap channel," *The Bell Syst. Tech. J.*, vol. 54, no. 8, pp. 1355–1387, 1975.
- [2] N. Yang, P. L. Yeoh, M. ElKashlan, R. Schober, and I. B. Collings, "Transmit antenna selection for security enhancement in MIMO wiretap channels," *IEEE Trans. Commun.*, vol. 61, no. 1, pp. 144–154, 2012.
- [3] T. Lv, H. Gao, and S. Yang, "Secrecy transmit beamforming for heterogeneous networks," *IEEE J. Sel. Areas Commun.*, vol. 33, no. 6, pp. 1154–1170, 2015.
- [4] N. Zhao, Y. Cao, F. R. Yu, Y. Chen, M. Jin, and V. C. Leung, "Artificial noise assisted secure interference networks with wireless power transfer," *IEEE Trans. Veh. Technol.*, vol. 67, no. 2, pp. 1087–1098, 2017.
- [5] X. Hu, P. Mu, B. Wang, and Z. Li, "On the secrecy rate maximization with uncoordinated cooperative jamming by single-antenna helpers," *IEEE Trans. Veh. Technol.*, vol. 66, no. 5, pp. 4457–4462, 2016.
- [6] T.-X. Zheng, X. Chen, C. Wang, K.-K. Wong, and J. Yuan, "Physical layer security in large-scale random multiple access wireless sensor networks: a stochastic geometry approach," *IEEE Trans. Commun.*, vol. 70, no. 6, pp. 4038–4051, 2022.
- [7] T.-X. Zheng, Z. Yang, C. Wang, Z. Li, J. Yuan, and X. Guan, "Wireless covert communications aided by distributed cooperative jamming over slow fading channels," *IEEE Trans. Wireless Commun.*, vol. 20, no. 11, pp. 7026–7039, 2021.
- [8] S. Yan, X. Zhou, J. Hu, and S. V. Hanly, "Low probability of detection communication: Opportunities and challenges," *IEEE Wireless Commun.*, vol. 26, no. 5, pp. 19–25, 2019.
- [9] B. A. Bash, D. Goeckel, and D. Towsley, "Limits of reliable communication with low probability of detection on AWGN channels," *IEEE J. Sel. Areas Commun.*, vol. 31, no. 9, pp. 1921–1930, 2013.
- [10] D. Goeckel, B. Bash, S. Guha, and D. Towsley, "Covert communications when the warden does not know the background noise power," *IEEE Commun. Lett.*, vol. 20, no. 2, pp. 236–239, 2015.
- [11] B. He, S. Yan, X. Zhou, and V. K. Lau, "On covert communication with noise uncertainty," *IEEE Commun. Lett.*, vol. 21, no. 4, pp. 941–944, 2017.
- [12] J. Wang, W. Tang, Q. Zhu, X. Li, H. Rao, and S. Li, "Covert communication with the help of relay and channel uncertainty," *IEEE Wireless Commun. Lett.*, vol. 8, no. 1, pp. 317–320, 2018.
- [13] X. Chen, W. Sun, C. Xing, N. Zhao, Y. Chen, F. R. Yu, and A. Nallanathan, "Multi-antenna covert communication via full-duplex jamming against a warden with uncertain locations," *IEEE Trans. Wireless Commun.*, vol. 20, no. 8, pp. 5467–5480, 2021.
- [14] K. Li, P. A. Kelly, and D. Goeckel, "Optimal power adaptation in covert communication with an uninformed jammer," *IEEE Trans. Wireless Commun.*, vol. 19, no. 5, pp. 3463–3473, 2020.
- [15] T.-X. Zheng, H.-M. Wang, D. W. K. Ng, and J. Yuan, "Multi-antenna covert communications in random wireless networks," *IEEE Trans. Wireless Commun.*, vol. 18, no. 3, pp. 1974–1987, 2019.
- [16] K. Shahzad, X. Zhou, and S. Yan, "Covert wireless communication in presence of a multi-antenna adversary and delay constraints," *IEEE Trans. Veh. Technol.*, vol. 68, no. 12, pp. 12432–12436, 2019.
- [17] M. Cui, G. Zhang, and R. Zhang, "Secure wireless communication via intelligent reflecting surface," *IEEE Wireless Commun. Lett.*, vol. 8, no. 5, pp. 1410–1414, 2019.
- [18] L. Dong, H.-M. Wang, J. Bai, and H. Xiao, "Double intelligent reflecting surface for secure transmission with inter-surface signal reflection," *IEEE Trans. Veh. Technol.*, vol. 70, no. 3, pp. 2912–2916, 2021.
- [19] X. Lu, E. Hossain, T. Shafique, S. Feng, H. Jiang, and D. Niyato, "Intelligent reflecting surface enabled covert communications in wireless networks," *IEEE Netw.*, vol. 34, no. 5, pp. 148–155, 2020.
- [20] X. Zhou, S. Yan, Q. Wu, F. Shu, and D. W. K. Ng, "Intelligent reflecting surface (IRS)-aided covert wireless communications with delay constraint," *IEEE Trans. Wireless Commun.*, vol. 21, no. 1, pp. 532–547, 2021.
- [21] X. Hu, C. Masouros, and K.-K. Wong, "Reconfigurable intelligent surface aided mobile edge computing: From optimization-based to location-only learning-based solutions," *IEEE Trans. Commun.*, vol. 69, no. 6, pp. 3709–3725, 2021.
- [22] Y. Liu, X. Mu, J. Xu, R. Schober, Y. Hao, H. V. Poor, and L. Hanzo, "STAR: Simultaneous transmission and reflection for 360° coverage by intelligent surfaces," *IEEE Wireless Commun.*, vol. 28, no. 6, pp. 102–109, 2021.
- [23] X. Mu, Y. Liu, L. Guo, J. Lin, and R. Schober, "Simultaneously transmitting and reflecting (STAR) RIS aided wireless communications," *IEEE Trans. Wireless Commun.*, vol. 21, no. 5, pp. 3083–3098, 2021.
- [24] Y. Han, N. Li, Y. Liu, T. Zhang, and X. Tao, "Artificial noise aided secure NOMA communications in STAR-RIS networks," *IEEE Wireless Commun. Lett.*, vol. 11, no. 6, pp. 1191–1195, 2022.
- [25] Z. Zhang, J. Chen, Y. Liu, Q. Wu, B. He, and L. Yang, "On the secrecy design of STAR-RIS assisted uplink NOMA networks," *IEEE Trans. Wireless Commun.*, vol. 21, no. 12, pp. 11207–11221, 2022.
- [26] H. Xiao, X. Hu, P. Mu, W. Wang, T.-X. Zheng, K.-K. Wong, and K. Yang, "Simultaneously transmitting and reflecting RIS (STAR-RIS) assisted multi-antenna covert communications: Analysis and optimization," *arXiv preprint arXiv:2305.04930*, 2023.
- [27] H. Xiao, X. Hu, T.-X. Zheng, and K.-K. Wong, "STAR-RIS Assisted Covert Communications in NOMA Systems," *arXiv preprint arXiv:2306.07105*, 2023.
- [28] M. Forouzes, P. Azmi, A. Kuhestani, and P. L. Yeoh, "Joint information-theoretic secrecy and covert communication in the presence of an untrusted user and warden," *IEEE Internet Things J.*, vol. 8, no. 9, pp. 7170–7181, 2020.
- [29] M. R. Akdeniz, Y. Liu, M. K. Samimi, S. Sun, S. Rangan, T. S. Rappaport, and E. Erkip, "Millimeter wave channel modeling and cellular capacity evaluation," *IEEE J. Sel. Areas Commun.*, vol. 32, no. 6, pp. 1164–1179, 2014.
- [30] C. Wu, C. You, Y. Liu, X. Gu, and Y. Cai, "Channel estimation for STAR-RIS-aided wireless communication," *IEEE Commun. Lett.*, vol. 26, no. 3, pp. 652–656, 2021.
- [31] C. Wang, Z. Li, J. Shi, and D. W. K. Ng, "Intelligent Reflecting Surface-Assisted Multi-Antenna Covert Communications: Joint Active and Passive Beamforming Optimization," *IEEE Trans. Commun.*, vol. 69, no. 6, pp. 3984–4000, 2021.
- [32] Z.-Q. Luo, W.-K. Ma, A. M.-C. So, Y. Ye, and S. Zhang, "Semidefinite relaxation of quadratic optimization problems," *IEEE Signal Process. Mag.*, vol. 27, no. 3, pp. 20–34, 2010.
- [33] M. Grant and S. Boyd, "CVX: Matlab software for disciplined convex programming, version 2.1," 2014.
- [34] S. Boyd, S. P. Boyd, and L. Vandenberghe, *Convex optimization*. Cambridge Univ. Press, 2004.
- [35] C. Feng, W. Shen, J. An, and L. Hanzo, "Joint hybrid and passive RIS-assisted beamforming for mmwave MIMO systems relying on dynamically configured subarrays," *IEEE Internet Things J.*, vol. 9, no. 15, pp. 13913–13926, 2022.
- [36] X.-D. Zhang, *Matrix analysis and applications*. Cambridge Univ. Press, 2017.
- [37] J. Evans and D. N. C. Tse, "Large system performance of linear multiuser receivers in multipath fading channels," *IEEE Trans. Inf. Theory*, vol. 46, no. 6, pp. 2059–2078, 2000.