

Large Language Models as Superpositions of Cultural Perspectives

Grgur Kovač

Flowers Team, INRIA
grgur.kovac@inria.fr

Masataka Sawayama

Graduate School of Information Science and Technology
The University of Tokyo
masataka_sawayama@ipc.i.u-tokyo.ac.jp

Rémy Portelas

Ubisoft La Forge
Flowers Team, INRIA
remy.portelas@ubisoft.com

Cédric Colas

MIT
Flowers Team, INRIA
cedric.colas@inria.fr

Peter Ford Dominey

INSERM UMR1093-CAPS, Université Bourgogne
Robot Cognition Laboratory, Institute Marey
peter-ford.dominey@u-bourgogne.fr

Pierre-Yves Oudeyer

Flowers Team, INRIA
pierre-yves.oudeyer@inria.fr

Abstract

Large Language Models (LLMs) are often misleadingly recognized as having a personality or a set of values. We argue that an LLM can be seen as a superposition of perspectives with different values and personality traits. LLMs exhibit context-dependent values and personality traits that change based on the induced perspective (as opposed to humans, who tend to have more coherent values and personality traits across contexts). We introduce the concept of *perspective controllability*, which refers to a model’s affordance to adopt various perspectives with differing values and personality traits. In our experiments, we use questionnaires from psychology (PVQ, VSM, IPIP) to study how exhibited values and personality traits change based on different perspectives. Through qualitative experiments, we show that LLMs express different values when those are (implicitly or explicitly) implied in the prompt, and that LLMs express different values even when those are not obviously implied (demonstrating their context-dependent nature). We then conduct quantitative experiments to study the controllability of different models (GPT-4, GPT-3.5, OpenAssistant, StableVicuna, StableLM), the effectiveness of various methods for inducing perspectives, and the smoothness of the models’ drivability. We conclude by examining the broader implications of our work and outline a variety of associated scientific questions. The project website is available at <https://sites.google.com/view/llm-superpositions>.

1 Introduction

It has become common to observe users of Large Language Models (LLMs) assign them personality and values. We believe that this form of anthropomorphism can lead to misleading intuitions regarding the behavior, and thus appropriate use, of LLMs. While humans tend to have coherent values and personality traits across contexts [1], we hypothesize that LLMs will not express the same values or personality traits in different contexts, i.e. that they are context-dependent. The present work aims to confirm this hypothesis and explore the nature of this contextual dependency in LLMs.

We argue that a useful way to conceptualize an LLM is as a superposition of different perspectives. A perspective is here conceptualized as a context from which a model is required to simulate a behavior: this context is induced by a prompt, and induces a particular "perspective" on the world. A prompt defines a perspective which induces the behavior expressing different values, personality traits, abilities and knowledge. Let us consider a quantum mechanics parallel: a particle is described to be in a superposition of states, and the process of measuring collapses the particle into one observed state. Analogously, an LLM can be described to be in a superposition of perspectives, and prompting as inducing a single observed perspective. Likewise, we argue that it is impossible to use an LLM without inducing a perspective. For instance, the mere choice of which language to use influences the exhibited cultural values [2].

The rationale behind this conceptualization of an LLM as a superposition of perspectives lies in the training procedure. An LLM is trained to model text written by humans with different cultural backgrounds, personalities, and values. Furthermore, this text is of different formats (e.g., forums, news articles, code). This diversity corresponds to the diversity of perspectives from which a text is written. Many LLMs are then fine-tuned by reinforcement learning from human feedback (RLHF) [3, 4]. This feedback is collected from people with different values, cultural backgrounds, and personalities. Depending on their diversity, this process can increase or diminish the diversity of perspectives in the model. Due to the fact that LLMs are trained to model such diverse texts, and consequentially their underlying perspectives, we argue that it is beneficial to conceptualize LLMs as learning to model many different perspectives (as opposed to modeling a person with a specific worldview, values and personality traits).

To study this conceptualization, we introduce the concept of *perspective controllability* - the affordance of an LLM to adopt a variety of perspectives, thereby expressing different behaviors which can manifest different characteristics such as values, personality traits, knowledge and abilities. While similar studies can be conducted regarding different abilities and knowledge [5], in this paper we focus on personal values, cultural values and personality traits. To analyze how various models can be moved along those dimensions, we study different ways of inducing a perspective, and compare the driveability of different models.

To study controllability over different dimensions of culture and personality, we leverage psychological theories and their corresponding questionnaires. To study basic personal values according to Schwartz's theory of basic human values [6], we use the Portrait Values Questionnaire (PVQ) [7]. To study different personalities, we use the International Personality Item Pool (IPIP) questionnaire for Big Five personality traits [8], and to study different cultural values according to Hofstede's six dimensions of culture [9], we use the Values Survey Module 2013 (VSM 2013) questionnaire [10].

In our experiments, we conduct a systematic study of the controllability of different models, and of various methods for inducing a perspective. First, we conduct qualitative studies (which we expand with a quantitative study in the appendix) where we demonstrate how LLMs exhibit different value profiles based on different contexts. This includes contexts not intended to influence the expressed values. Then, we quantitatively compare various methods for setting target values or personality traits explicitly through the prompt. Using the corresponding questionnaire, we evaluate to what extent are target values or traits expressed more than other values or traits, i.e. we evaluate a model's *correspondence*.

We study the following questions: 1) Can an LLM's perspective be controlled to exhibit a variety of target values? We explore how different values can be implied implicitly (as a fictional character) or explicitly (by listing values to express); 2) Do LLMs express different values even if they are *not* obviously implied in the prompt? We study different perspectives for which (if LLMs' values were context-independent) one would expect to see the *same* expressed values. We expect to observe changes in the expressed values, that imply that LLMs' values are in fact context-dependent. For example, the perspective of an "AI expert in gospel music" expresses higher importance to tradition as compared to an "AI expert in heavy metal" (for a human one would not expect to see such a drastic shift in the expressed values as a consequence of changing the topic from one music genre to another); 3) Having some target values in mind, what are the different ways a perspective can be induced, and which are more effective for which models? Here we compare inducing a perspective through different inputs of the model ("System" and "User" messages), and from the second or third person (e.g. "You are ..." and "The following are answer from ..."); 4) To what extent is perspective controllability

smooth? We study whether values are expressed more when set with higher intensity, i.e. prompting the model to attribute "slightly more", "more", or "extremely more" importance to some values.

The main contributions of this paper are as follows:

- Conceptualization of LLMs as superpositions of perspectives. Introduction of *perspective controllability* - the affordance of an LLM to adopt a variety of perspectives expressing different simulated behaviors (we focus on the expression of values and personalities).
- Qualitative studies demonstrating that LLMs express different values which are (implicitly or explicitly) implied in the prompt, e.g. with the following prompt "You are a person attributing extremely more importance to Universalism, Benevolence, and Self-Transcendence."
- Qualitative and quantitative studies showing that LLMs express different values even if they are *not* significantly implied in the prompt (unlike humans' relative values-consistency across contexts).
- Systematic quantitative studies comparing different methods for controlling an LLM's perspective along dimensions of culture and personality
- A quantitative study into the smoothness of models' controllability

2 Related Work

Values and personality traits in LMs: Humans use language as a means of communication and self-expression, and thus language reflects their values and personality traits. When language models are trained on a large text corpus, they acquire various social and cultural biases in addition to language understanding [11]. Studies have investigated these biases using natural language processing trained on a large data source such as social media data [12, 13].

In recent years, the advent of LLMs has significantly improved natural language understanding and generation capabilities. This advancement has also influenced the methodologies employed to investigate values and personality traits within these models. For instance, researchers have administered psychological questionnaires to LLMs, exploring their psychological traits like humans [14, 2, 15]. In [2], the cultural perspectives of LLMs (e.g. mBert, XLM, and XLMR) were explored by translating prompts into various languages and administering psychological questionnaires to the models. The findings revealed that while LLMs capture differences in values across cultures, their alignment with human surveys is relatively weak. Similarly, [15] investigated the cultural perspectives of ChatGPT and found that the model exhibits a strong alignment with American culture when prompted with American contexts.

Some studies have assigned varying personalities to LLMs when conducting psychological questionnaires in order to specify their traits [16, 17]. These personalities may include famous individuals [16] or a representative sample of participants involved in human subject research [17]. Similarly to our view, [18] proposes to see an LM not as an agent, but as models of various different agents which could have written some text. LMs are shown to model beliefs, desires, and intentions of the potential writer and of other agents mentioned in the text.

Values and personality traits in humans: Human research on values and personality traits has been conducted in various contexts. One line of research aims to explore universal personal values across different cultures [19, 6]. Schwartz [19] conducted theoretical examinations of personal values and proposed ten basic elements. Additionally, he considered that these elements have a higher-order hierarchical structure [6]. The dimensional structure of these constituent elements has been demonstrated through factor analysis of responses obtained from the PVQ questionnaire [7].

In addition to investigating universal personal values, comparative studies of values across social groups and countries have been conducted [9, 20]. Hofstede [9] compared employees' values from 40 countries at the IBM company using the VSM questionnaire. This and some follow-up studies identified six cultural dimensions in work-related national cultures [20].

In the context of personality trait research, distinct from values research, attempts have been made to explore fundamental personality traits. Goldberg [1] classified personality trait descriptors and identified five common traits. These five constituent elements have been empirically validated through factor analysis of data obtained from questionnaires [21].

3 Questionnaires

To assess the perspective controllability of LLMs, we use three questionnaires from psychology. We use two questionnaires to evaluate value perspectives: one focusing on universal personal values and one on cultural values. For personal traits, we used a questionnaire designed to measure the Big Five personality traits.

Personal values: Schwartz [19] proposed a hierarchical structure of value dimensions. The structure encompasses four higher dimensions, subdivided into ten subordinate dimensions: Openness to change (Hedonism, Self-Direction, Stimulation), Self-enhancement (Achievement, and Power), Conservation (Conformity, Tradition, Security), and Self-transcendence (Universalism, Benevolence). We used these four categories to induce the LLMs’ perspectives. We used the Portrait Values Questionnaire (PVQ), which consists of 40 questions. Each question is rated on a 6-point Likert scale [22], ranging from 1 (not like me at all) to 6 (very much like me) [7].

Cultural values: Hofstede’s cultural dimensions encompass the following six dimensions: Power Distance, Individualism vs. Collectivism, Masculinity vs. Femininity, Uncertainty Avoidance, Long-term Orientation vs. Short-term Orientation, and Indulgence vs. Restraint. We used these six values to induce LLMs’ perspectives and evaluated them using the Values Survey Module (VSM) questionnaire, which contains 24 items [10]. Each cultural dimension in Hofstede’s framework is calculated based on four of these items (detailed in the Appendix 7.3). The rating scale for each item ranges from 1 (of utmost importance) to 5 (of very little or no importance).

Personality traits: The Big Five personality traits include five major dimensions of human personality: Neuroticism, Extraversion, Agreeableness, Conscientiousness, and Openness to Experience. Our experiment induced LLMs’ perspectives with these five personality traits. Previous studies have developed several questionnaires to measure these traits [23, 24, 25]. We used Golderberg’s [23] IPIP representation of Costa and McCrae’s NEO-PI-R Domains [24], which consists of 50 items, and each item is rated on a 5-point Likert scale, ranging from 1 (strongly disagree) to 5 (strongly agree).

4 Methods

In this section, we discuss methods for inducing a perspective, querying the model with a questionnaire, and evaluating the correspondence (see figure 2), i.e. how well can a model be made to correspond with the target values or traits.

Inducing a perspective We structure our prompts in two parts (see figure 1). While both parts of the prompt play a role in inducing the perspective (as does any prompt), the first part of the prompt is explicitly designed to push the LLM towards exhibiting a specific perspective (personal values, cultural values or personality traits). For example, "You are a person who values high Achievement, Power, and Self-Enhancement." We study the following different ways of inducing a perspective:

- **Implicit versus explicit:** a perspective can be induced implicitly (such as defining a fictional character or a hobby) and explicitly (defining the target values or personality traits).
- **User message versus System message:** for models that have a separate *System message* input, the perspective induction part of the prompt can be given via this input or via the standard *User message* input. The *System message* refers to a special input, which was optimized for setting the behavior of the LLMs.
- **Second person versus Third person:** a perspective can be induced in the second-person (e.g. "You are a person attributing high importance to ...") or in the third-person (e.g., "The following are answers from a person attributing high importance to ...").
- **Perspective intensity:** a model can be directed to attribute "slightly more," "more," or "extremely more" importance to the target values or traits.

In our experiments, we study how those settings affect the controllability of different models. The perspectives for each questionnaire are defined in section 3. Additional details as well as examples of prompts used are presented in Appendix 7.1.

Querying the model Even though the second part of the prompt also plays a role in inducing the perspective (e.g. through the style of language used), its purpose is to evaluate the perspective

System message (part 1)

You are a person attributing extremely more importance to high Power, Achievement, and Self-Enhancement.

User message (part 2)

Here we briefly describe some people. Please read each description and think about how much each person is or is not like you. Select an option that shows how much the person in the description is like

It is important to him to adapt to nature and to fit into it. He believes that people should not change nature.

A. Not like me at all
 B. Not like me
 C. A little like me
 D. Somewhat like me
 E. Like me
 F. Very much like me

Answer:

Figure 1: An example of inducing a perspective for the PVQ questionnaire. The target values are Power and Achievement (corresponding to the Self-Enhancement category). The question is from the PVQ questionnaire. In this example, we use the following settings: *2nd person* (with "You are X"), *System message* (the perspective is induced in the system message), and *extremely more* perspective intensity (with "... attributing *extremely more importance* to ...")

(with multiple-choice questions from a questionnaire, followed by the query "Answer:"). The model computes the scores for all the given options (e.g., "A", "B", ..., "F") as the next token, and the option with the highest score is taken as the answer. This process is repeated for every question in the questionnaire. We then use these answers to compute the scores for values/personality traits (as instructed by the corresponding questionnaire’s manual). These scores represent the extent to which different values were exhibited in the induced perspective. Given recent evidence of LLMs’ sensitivity to the order in which information is presented [26], to control for this by repeating the process 50 times by permuting the suggested answers.

Estimating the correspondence After scoring a questionnaire, we compute to what extent the target values or personality traits have a higher score than other values. We normalize the score for each value based on the maximum and minimum possible scores. For each perspective (e.g. that of high Achievement and Power) we compute the correspondence as the average scores of target values (e.g. Achievement and Power) subtracted by the average score of other values (e.g. Benevolence, Universalism, Security). In this way, we calculate the correspondence for each perspective, and then compute their average. This process is depicted in figure 2 and in the following equation:

$$\frac{1}{|P|} \sum_{p \in P} \left(\frac{1}{|T^p|} \sum_{s \in T^p} V_s^p - \frac{1}{|O^p|} \sum_{o \in O^p} V_o^p \right) \quad (1)$$

, where P is the set of perspectives, T^p is the set of target values or traits induced by perspective p , O^p is the set of other values or traits (those not induced by perspective p), and V_s^p is the questionnaire normalized score for value or trait s in perspective p . To estimate the correspondence more reliably, we compute it 50 times with different permutations of answer options and use the average as the final estimate of the correspondence.

In summary, our evaluation process estimates the correspondence of perspective controllability in various LLMs. We induce different perspectives, each characterized by a distinct set of values or personality traits, and assess the extent to which these values or traits are exhibited more prominently compared to others.

5 Experiments

We study the following research questions: 1) Can an LLM’s perspective be controlled (implicitly or explicitly) to exhibit a variety of personal values?; 2) Are different values exhibited even when they are *not* significantly implied in the prompt?; 3) How does the controllability of considered LLMs vary between perspective-induction methods?; 4) Does perspective controllability exhibit smoothness?

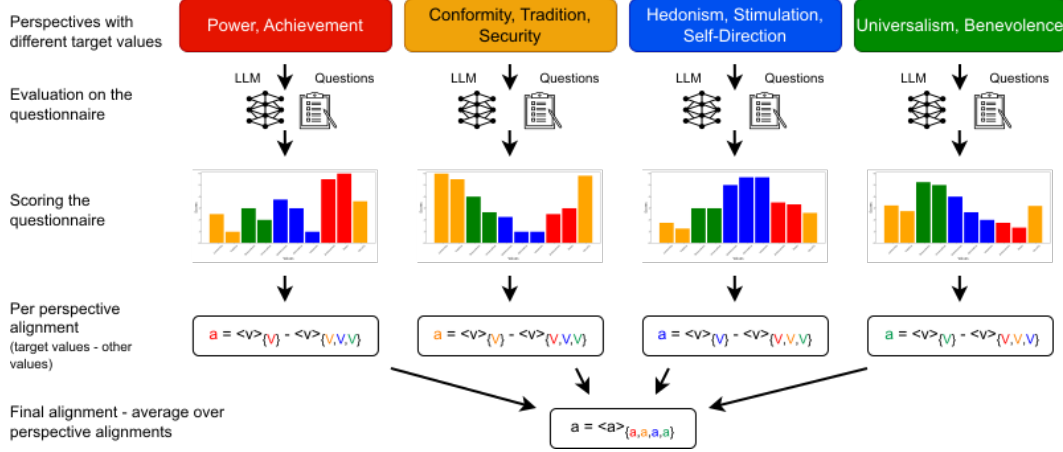


Figure 2: Estimating a model’s controllability using the correspondence metric. We put the model in four perspectives, each with different target values (expressed explicitly in the prompt). We query the model with a questionnaire in each perspective. We then score the answer to get the scores for all the values in all the perspectives. For each perspective, we compute the distance between target and other values’ scores, and average those estimates to compute the final correspondence measure.

5.1 Models

We experiment with five different models: GPT-4[27], GPT-3.5 [4], StableVicuna [28], StableLM[29], and OpenAssistant [30]. GPT-3.5 and GPT-4 are OpenAI models trained by RLHF[3]. These models are available through the OpenAI API [31] as "gpt-3.5-turbo-0301" and "gpt-4-0314". OpenAssistant is a set of models trained by RLHF. In this paper, we use a 30B parameter model "openassistant_rlh2_llama30b" which was fine-tuned by RLHF from LLaMa-30B [32]. StableVicuna and StableLM are models from StabilityAI available through the HuggingFace transformers library [31] as "CarperAI/stable-vicuna-13b-delta" and "stabilityai/stablelm-tuned-alpha-7b". StableVicuna is 13B parameter model created by RLHF fine-tuning of Vicuna-13b [33], which was created by instruction fine-tuning of the LLaMa-13B model [32]. StableLM is a set of models, from which we use the 7B parameter "stabilityai/stablelm-tuned-alpha-7" model. It was created by fine-tuning the "StableLM-Base-Alpha" model on chat and instruction-following datasets.

5.2 Can an LLM’s perspective be controlled (implicitly or explicitly) to exhibit a variety of personal values?

We qualitatively study how a perspective can be induced to GPT-4 by implying the target values *implicitly* and *explicitly*. We *implicitly* induce the perspective of different fictional characters from The Lord of the Rings, including Sauron, Gandalf, Aragorn, Pippin, and Frodo (see appendix 7.3.1 for a description of these characters). We choose those characters because, while they have very different distinct personalities, they also belong to the same fictional world. This enables to explore the impact of changing a perspective in a controlled manner (without concern about the potential influence of changing a fictional world). We *explicitly* induce the perspectives by defining the target values to be exhibited in the prompt (e.g. Power, Achievement, and Self-Enhancement). We choose the target values according to Schwartz’s theory (as discussed in section 3).

In both scenarios, we use the *System message* and *2nd person* settings as defined in section 4 (e.g. we give "You are Pippin from The Lord of the Rings" as the System message). In the explicit scenario, we use the *extreme* perspective intensity (e.g. we give "You are a person attributing extremely more importance to the following values: high Power, Achievement, Self-Enhancement." as the *System message*). In this experiment, we do not permute the order of answer options as discussed in section 4. We present the questionnaire once per perspective, with the original order of options (from A "Not like me at all" to F "Very much like me").

Results Figure 3 illustrates values expressed by GPT-4 on the PVQ questionnaire for different perspectives in both implicit (3a) and explicit (3b) settings. We can see that GPT-4 expresses expected

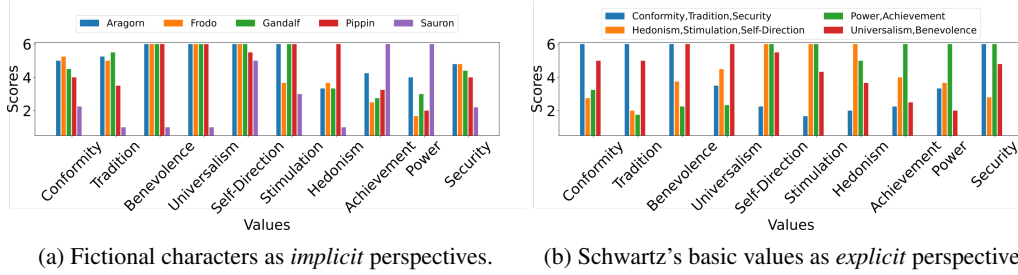


Figure 3: Values exhibited by GPT-4 in perspectives with implicitly (3a) and explicitly (3b) implied values. We can see that GPT can express values in both cases.

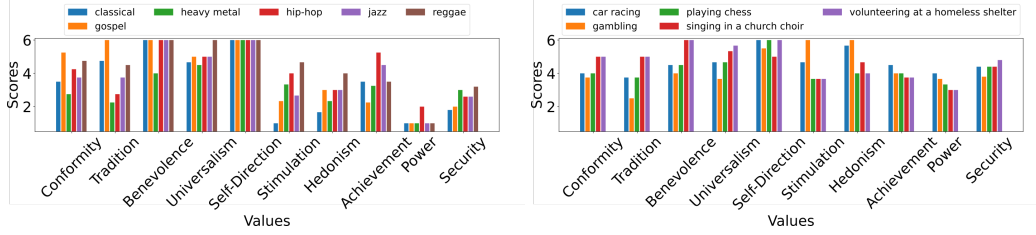
values on both cases. For instance, in the implicit setting, GPT-4 in the perspective of Sauron expresses high power and achievement and low benevolence and universalism. The reverse is true for Gandalf, Frodo, Aragorn and Pippin. Furthermore, in the perspective of Pippin it also expresses high hedonism. In the explicit setting, we can see that for each perspective, the target values are expressed more than other values. Overall, this experiment shows that GPT-4 can be driven to exhibit different values both explicitly and implicitly.

5.3 Are different values exhibited even when they are *not* significantly implied in the prompt?

In this experiment, we study if LLMs express different values based on perspectives which do *not* obviously imply target values. This demonstrates the extreme context-dependence of value expression in GPT-4. We conduct this qualitative study merely to illustrate these points. For example, GPT-4 in the perspective of an "AI expert in gospel music" expresses higher tradition as compared to an "AI expert in heavy metal" (for a human, one would not expect the process of changing the topic to cause such a drastic shift in personal values). We also argue that, because LLMs expressed values are highly context-dependent, they change based on stereotypes. In appendix 7.4, we present additional related experiments. In 7.4.1 we conduct a detailed quantitative study of context dependence in GPT-3.5. We induce perspectives with articles from Wikipedia [34] and show that articles about different music genres affect the expressed values in a statistically significant way. In 7.4.3 we compare different models on their sensitivity to syntactic changes.

In this section, we study the perspectives of *AI experts* in various music genres including: classical, heavy metal, hip-hop, jazz, reggae, and gospel (e.g. we give "You are an AI expert in Jazz music." as the *System message*). Furthermore, we investigate the perspectives of individuals who enjoy different leisure activities including: car racing, playing chess, volunteering at a homeless shelter, gambling, and singing in a church choir (e.g. we give "You are a person who enjoys playing chess." as the *System message*). Like in the experiment in section 5.2, we administer the questionnaire once per perspective with the original order of options.

Results Figure 4 shows values expressed by GPT-4 in the perspectives of different AI experts (4a), and of people with preferences for different leisure activities (4b). We can see that in both cases, the perspective change impacts the expressed values. For instance, GPT-4 in the perspective of an AI expert in gospel and classical music expressed higher tradition, while for hip-hop higher power and achievement. Furthermore, GPT-4 for a car racer and a gambler expressed higher stimulation and hedonism, while for a singer in a church choir and a volunteer in a homeless shelter higher tradition and benevolence. As different values were expressed for perspectives which did not obviously imply them, these results demonstrate the context-dependence of GPT-4's values. These results also demonstrate the presence of various stereotypes. Furthermore, there seems to be stereotypes that may not necessarily be the ones one would expect to find in many groups of humans. For instance, we observe that the perspective of an AI expert in reggae expressed higher tradition and conformity compared to that of an expert in jazz music. This could imply that a model might not only be learning common stereotypes, but also potentially creating less common stereotypes, which might not be present in the training data.



(a) Perspectives of "AI experts" in music genres. (b) Perspectives of people enjoying different hobbies.

Figure 4: GPT-4 expresses different values in perspectives that do not imply values. Apart from showing the presence of stereotypes, this also shows that GPT-4’s *values* appear context-dependant.

Table 1: Comparison of inducing a perspective to different models by the System/User message and through the 2nd/3rd person. GPT models are the most controllable followed by OpenAssistant (OA). StableVicuna (StVicuna) and StableLM (StLM) do not exhibit much controllability.

	PVQ (Schwartz)		VSM (Hofstede)		IPIP (Big 5)	
	System msg 2nd 3rd	User msg 2nd 3rd	System msg 2nd 3rd	User msg 2nd 3rd	System msg 2nd 3rd	User msg 2nd 3rd
<i>5 permutations</i>						
GPT-4	.462 .488	.419 .445	.256 .263	.225 .279	.35 .358	.355 .368
GPT-3.5	.621 .539	.626 .547	.101 .151	.189 .165	.354 .38	.383 .388
<i>50 permutations</i>						
GPT-3.5	.681 .561	.64 .564	.118 .147	.184 .162	.331 .334	.379 .343
OA	.124 .140	.196 .129	.006 .021	.029 .036	.062 .049	.057 .099
StVicuna	n/a n/a	.066 .034	n/a n/a	-.002 .005	n/a n/a	.043 .067
StLM	-.006 -.002	.006 -.0	-.004 .004	.003 .004	.0 .0	.004 -.001

5.4 How does the controllability of considered LLMs vary between perspective-induction methods?

We investigate various methods for inducing perspectives to determine their effectiveness across different models. We *explicitly* define the target values to study which models are more controllable by the *User message* as compared to the *System message*, and which by setting the perspective via the second compared to the third person. The perspective is induced with *extremely more* perspective intensity as defined in section 4 (see appendix 7.1 for examples). In appendix 7.4.2, we study how the effect of RLHF fine-tuning on the models’ controllability.

We study the controllability of models in terms of personal values, cultural values, and personality traits on the three questionnaires discussed in section 3. To increase the robustness of our results, we administer each questionnaire 50 times with different permutations in the order of answer choices, as discussed in section 4. Due to budgetary limitations, our evaluation of GPT-4 was restricted to five permutations. However, for comparative purposes, we assessed GPT-3.5 using both 50 and five permutations.

Results Table 1 compares the correspondence of various models under different settings. High correspondence indicates controllability. It is evident that GPT-3.5 and GPT-4 exhibit considerably higher controllability than other models on all the questionnaires. GPT3.5 is the most controllable in PVQ (personal values) and IPIP (personality traits), and GPT4 is the most controllable in VSM (cultural values). OpenAssistant (OA) is more controllable than StableVicuna (StVicuna), and StableLM (StLM) does not show any controllability. Refer to appendix 7.3.3 for a statistical analysis of these results.

In general, we can see that *User message* exhibits higher controllability among all models on VSM and IPIP, and on PVQ *System message* seem to show higher controllability with GPT3.5 and GPT4. Regarding the setting of the second person compared to the third person, it appears to be specific to the model and the questionnaire.

Table 2: Study of the smoothness of controllability in different models. We can see that for GPT-3.5 the correspondence increases with perspective intensity on all questionnaires, while for other models it only does so on PVQ and IPIP.

Corresp.	PVQ (Schwartz)			VSM (Hofstede)			IPIP (Big 5)		
	Slight	High	E. High	Slight	High	EH	Slight	High	E. High
<i>50 permutations</i>									
GPT-3.5	.492	.632	.681	.12	.17	.184	.296	0.356	.379
OA	.161	0.168	.196	.035	0.046	.036	.064	0.082	.099
StVicuna	.039	0.054	.066	.012	0.017	.005	.034	0.043	.067
StLM	.002	0.01	.006	.001	0.0	.004	-.001	0.0	.004

5.5 Does perspective controllability exhibit smoothness?

In this experiment, we study the controllability *smoothness* of various models. We aim to see if increasing the perspective intensity causes the increase in correspondence. We induce a perspective with different level of intensity as defined in section 4 (with the following message: "You are a person attributing *slightly more/more/extremely more* importance to the following values...") See appendix 7.1 for examples of used prompts. For each model, we employ the System or User message and the 2nd or 3rd person settings that demonstrated the biggest controllability in section 5.4. To increase the robustness of our results, we administer each questionnaire 50 times with different permutations in the order of answer choices, as discussed in section 4.

Results Table 2 shows the correspondences of various models with different levels of perspective intensity. For GPT-3.5, OpenAssistant and StableVicuna, which demonstrated a level of controllability in the experiment in section 5.4, we observe a steady increase in the correspondence with the increase in the perspective intensity in PVQ and IPIP questionnaires. Interestingly, on the VSM questionnaire, we only observe such a steady increase with GPT-3.5. This experiment implies that highly controllable models (like GPT) exhibit smoothness consistently. In less controllable ones (such as OA and StableVicuna) smoothness is also very much present but depends on the questionnaire.

6 Conclusion

This paper argues that values and personality traits exhibited by LLMs are highly context-dependent. We proposed to conceptualize LLMs as superpositions of perspectives leading to expression of various values and personality traits.

We introduced the concept of perspective controllability - the affordance of an LLM to adopt a variety of perspectives. We qualitatively demonstrated that LLMs can exhibit different values both when they are (directly and indirectly) implied in the prompt and when they are *not* obviously implied. We quantitatively compared different methods for inducing perspectives with target values and personality traits on different LLMs, and analyzed the smoothness of their controllability.

Beyond values and personality, we hypothesize that similar context-dependence could also be true for cognitive abilities and knowledge: a model would not *have* a set of abilities (or know a set of facts), but knowledge and abilities would vary based on induced perspectives.

Broader impact The understanding that LLMs encode a diversity of cultural values and perspectives introduces the question of which values one should build into LLMs: should we aim to represent a large diversity of cultures or try to align a model with one set of values? This is a nuanced question, as different values systems can often be conflicting. [35] provide an in-depth discussion of this problem and suggests that LLMs should be aligned with basic human rights, but also be able to deal with conflicting value systems. The solution to this problem also depends on the practical application and on stakeholders [36, 37]. Some applications may require models which are not malleable in terms of potential values expressed, while others may require highly controllable ones. This paper adds to this discussion by providing an intuitive conceptualization of this issue (LLMs as superpositions of perspectives), and by introducing the concept of perspective controllability.

After deciding on the target values and controllability levels a model should have for some application, a series of scientific questions arise. First, how could one build that model? The ROOTS corpus [38] includes 47 natural languages. While this hints at a degree of cultural diversity, a proper representation of cultural diversity will require a detailed analysis of the cultural dimensions contained within such corpora. On the other hand, ConstitutionalAI [39] is a method for aligning the model with a set of explicitly defined principles. One can see ROOTS as an attempt to increase the controllability of cultural perspectives, and ConstitutionalAI as an attempt to reduce the controllability (especially regarding values not aligned with the defined principles). Another interesting question is whether all cultural perspectives expressed by LLMs are encoded in the training data, or whether some can be ‘hallucinated’. The latter case would imply that a thorough analysis cannot be done solely by analyzing the cultural diversity of datasets or human feedback. This calls for developing methods for evaluating the diversity and controllability of cultural perspectives encoded in LLMs beyond datasets, i.e. in their actual behavior. Here, we used a few simple questionnaires from psychology, but a lot of research remains to be done for more systematic and automatic methods.

This work also outlines a problem with the standard way of evaluating LLMs through benchmarks and psychological tests. We discussed how context influences the expressed values and personality traits, and argued how the same could be true for knowledge and cognitive abilities as well. Standard evaluation methods usually consist of questions with which the model is prompted. As a question in itself is also part of a context, it can also influence the expressed values, knowledge or abilities. Therefore, expressing some values or knowledge during evaluation doesn’t guarantee the same will be expressed in another context. For example, if a model correctly answers a history question from the MMLU benchmark [40], there is no guarantee that the model express this fact if asked to write a poem about this time period.

This problem is very challenging to address because all evaluation methods provide some kind of context. Nonetheless, an interesting follow-up study would be to ask human users to use the models for some unrelated task (e.g. to write a story), and then subjectively judge what values or traits were expressed. We would then investigate how the insights about models’ controllability remain consistent between evaluations by humans and by questionnaires.

References

- [1] Lewis R Goldberg. An alternative “description of personality”: The Big-Five factor structure. *J. Pers. Soc. Psychol.*, 59(6):1216–1229, 1990.
- [2] Arnav Arora, Lucie-Aimée Kaffee, and Isabelle Augenstein. Probing Pre-Trained language models for Cross-Cultural differences in values. March 2022.
- [3] Paul F Christiano, Jan Leike, Tom Brown, Miljan Martic, Shane Legg, and Dario Amodei. Deep reinforcement learning from human preferences. *Advances in neural information processing systems*, 30, 2017.
- [4] Long Ouyang, Jeffrey Wu, Xu Jiang, Diogo Almeida, Carroll Wainwright, Pamela Mishkin, Chong Zhang, Sandhini Agarwal, Katarina Slama, Alex Ray, et al. Training language models to follow instructions with human feedback. *Advances in Neural Information Processing Systems*, 35:27730–27744, 2022.
- [5] Leonard Salewski, Stephan Alaniz, Isabel Rio-Torto, Eric Schulz, and Zeynep Akata. In-context impersonation reveals large language models’ strengths and biases. *arXiv preprint arXiv:2305.14930*, 2023.
- [6] S H Schwartz. An overview of the schwartz theory of basic values. *Online readings in Psychology and Culture*, 2012.
- [7] Jan Cieciuch and Shalom H Schwartz. The number of distinct basic values and their structure assessed by PVQ-40. *J. Pers. Assess.*, 94(3):321–328, May 2012.
- [8] Lewis R Goldberg et al. A broad-bandwidth, public domain, personality inventory measuring the lower-level facets of several five-factor models. *Personality psychology in Europe*, 7(1):7–28, 1999.
- [9] Geert Hofstede and Michael H Bond. Hofstede’s culture dimensions: An independent validation using rokeach’s value survey. *J. Cross. Cult. Psychol.*, 15(4):417–433, December 1984.

- [10] G Hofstede, G J Hofstede, M Minkov, and H Vinken. Values survey module 2013. *URL: <http://www.geerthofstede.nl>*, 2013.
- [11] Karolina Stańczak, Sagnik Ray Choudhury, Tiago Pimentel, Ryan Cotterell, and Isabelle Augenstein. Quantifying gender bias towards politicians in Cross-Lingual language models. April 2021.
- [12] Jacob Eisenstein, Brendan O’Connor, Noah A Smith, and Eric P Xing. Diffusion of lexical change in social media. *PLoS One*, 9(11):e113114, November 2014.
- [13] Dirk Hovy, Anders Johannsen, and Anders Søgaard. User review sites as a resource for Large-Scale sociolinguistic studies. In *Proceedings of the 24th International Conference on World Wide Web*, WWW ’15, pages 452–461, Republic and Canton of Geneva, CHE, May 2015. International World Wide Web Conferences Steering Committee.
- [14] Marilù Miotto, Nicola Rossberg, and Bennett Kleinberg. Who is GPT-3? an exploration of personality, values and demographics. September 2022.
- [15] Yong Cao, Li Zhou, Seolhwa Lee, Laura Cabello, Min Chen, and Daniel Hershcovich. Assessing Cross-Cultural alignment between ChatGPT and human societies: An empirical study. March 2023.
- [16] Ameet Deshpande, Vishvak Murahari, Tanmay Rajpurohit, Ashwin Kalyan, and Karthik Narasimhan. Toxicity in ChatGPT: Analyzing persona-assigned language models. April 2023.
- [17] Gati Aher, Rosa I Arriaga, and Adam Tauman Kalai. Using large language models to simulate multiple humans and replicate human subject studies. August 2022.
- [18] Jacob Andreas. Language models as agent models. December 2022.
- [19] S H Schwartz. Universals in the content and structure of values: Theoretical advances and empirical tests in 20 countries. *Adv. Exp. Soc. Psychol.*, 1992.
- [20] Geert Hofstede, Bram Neuijen, Denise Daval Ohayv, and Geert Sanders. Measuring organizational cultures: A qualitative and quantitative study across twenty cases. *Adm. Sci. Q.*, 35(2):286–316, 1990.
- [21] Paul T Costa and Robert R McCrae. Normal personality assessment in clinical practice: The NEO personality inventory. *Psychol. Assess.*, 4(1):5–13, March 1992.
- [22] R Likert. A technique for the measurement of attitudes. *Archives of Psychology*, 22:140, 1932.
- [23] Lewis R Goldberg and Others. A broad-bandwidth, public domain, personality inventory measuring the lower-level facets of several five-factor models. *Personality psychology in Europe*, 7(1):7–28, 1999.
- [24] P T Costa, Jr and R R McCrae. The revised neo personality inventory (neo-pi-r). 2008.
- [25] Jessica L Maples-Keller, Rachel L Williamson, Chelsea E Sleep, Nathan T Carter, W Keith Campbell, and Joshua D Miller. Using item response theory to develop a 60-item representation of the NEO PI–R using the international personality item pool: Development of the IPIP–NEO–60. *J. Pers. Assess.*, 101(1):4–15, January 2019.
- [26] Yao Lu, Max Bartolo, Alastair Moore, Sebastian Riedel, and Pontus Stenetorp. Fantastically ordered prompts and where to find them: Overcoming few-shot prompt order sensitivity. *arXiv preprint arXiv:2104.08786*, 2021.
- [27] OpenAI. GPT-4 Technical Report. *arXiv e-prints*, page arXiv:2303.08774, March 2023.
- [28] Stability-AI. Stability ai releases stablevicuna, the ai world’s first open source rlhf llm chatbot.
- [29] Stability-AI. Stablelm: Stability ai language models.
- [30] Laion. Open Assistant, 2023. <https://projects.laion.ai/Open-Assistant/>.
- [31] OpenAI. Openai api, 2023. <https://openai.com/blog/openai-api>.
- [32] Hugo Touvron, Thibaut Lavril, Gautier Izacard, Xavier Martinet, Marie-Anne Lachaux, Timothée Lacroix, Baptiste Rozière, Naman Goyal, Eric Hambro, Faisal Azhar, et al. Llama: Open and efficient foundation language models. *arXiv preprint arXiv:2302.13971*, 2023.
- [33] Wei-Lin Chiang, Zhuohan Li, Zi Lin, Ying Sheng, Zhanghao Wu, Hao Zhang, Lianmin Zheng, Siyuan Zhuang, Yonghao Zhuang, Joseph E. Gonzalez, Ion Stoica, and Eric P. Xing. Vicuna: An open-source chatbot impressing gpt-4 with 90%* chatgpt quality, March 2023.

- [34] Wikipedia, the free encyclopedia, 2023. Accessed: July 12, 2023.
- [35] Rebecca L Johnson, Giada Pistilli, Natalia Menéndez-González, Leslye Denisse Dias Duran, Enrico Panai, Julija Kalpokiene, and Donald Jay Bertulfo. The ghost in the machine has an american accent: value conflict in gpt-3. *arXiv preprint arXiv:2203.07785*, 2022.
- [36] Emily M Bender, Timnit Gebru, Angelina McMillan-Major, and Shmargaret Shmitchell. On the dangers of stochastic parrots: Can language models be too big? In *Proceedings of the 2021 ACM conference on fairness, accountability, and transparency*, pages 610–623, 2021.
- [37] Yacine Jernite, Huu Nguyen, Stella Biderman, Anna Rogers, Maraim Masoud, Valentin Danchev, Samson Tan, Alexandra Sasha Luccioni, Nishant Subramani, Isaac Johnson, et al. Data governance in the age of large-scale data-driven language technology. In *2022 ACM Conference on Fairness, Accountability, and Transparency*, pages 2206–2222, 2022.
- [38] Hugo Laurençon, Lucile Saulnier, Thomas Wang, Christopher Akiki, Albert Villanova del Moral, Teven Le Scao, Leandro Von Werra, Chenghao Mou, Eduardo González Ponferrada, Huu Nguyen, et al. The bigscience roots corpus: A 1.6 tb composite multilingual dataset. *Advances in Neural Information Processing Systems*, 35:31809–31826, 2022.
- [39] Yuntao Bai, Saurav Kadavath, Sandipan Kundu, Amanda Askell, Jackson Kernion, Andy Jones, Anna Chen, Anna Goldie, Azalia Mirhoseini, Cameron McKinnon, et al. Constitutional ai: Harmlessness from ai feedback. *arXiv preprint arXiv:2212.08073*, 2022.
- [40] Dan Hendrycks, Collin Burns, Steven Basart, Andy Zou, Mantas Mazeika, Dawn Song, and Jacob Steinhardt. Measuring massive multitask language understanding. *Proceedings of the International Conference on Learning Representations (ICLR)*, 2021.
- [41] G. Hofstede and M. Minkov. *Values Survey Module 2013 Manual*, 2013. Available online at: <https://geerthofstede.com/wp-content/uploads/2016/07/Manual-VSM-2013.pdf> (accessed April 16, 2023).
- [42] Lewis R Goldberg. The structure of phenotypic personality traits. *American Psychologist*, 48(1):26–34, 1993.
- [43] Pauli Virtanen, Ralf Gommers, Travis E. Oliphant, Matt Haberland, Tyler Reddy, David Cournapeau, Evgeni Burovski, Pearu Peterson, Warren Weckesser, Jonathan Bright, Stéfan J. van der Walt, Matthew Brett, Joshua Wilson, K. Jarrod Millman, Nikolay Mayorov, Andrew R. J. Nelson, Eric Jones, Robert Kern, Eric Larson, C J Carey, İlhan Polat, Yu Feng, Eric W. Moore, Jake VanderPlas, Denis Laxalde, Josef Perktold, Robert Cimrman, Ian Henriksen, E. A. Quintero, Charles R. Harris, Anne M. Archibald, Antônio H. Ribeiro, Fabian Pedregosa, Paul van Mulbregt, and SciPy 1.0 Contributors. SciPy 1.0: Fundamental Algorithms for Scientific Computing in Python. *Nature Methods*, 17:261–272, 2020.
- [44] J. W. Tukey. Comparing individual means in the analysis of variance. *Biometrics*, 5(2):99–114, 1949.
- [45] Maksim Terpilowski. scikit-posthocs: Pairwise multiple comparison tests in python. *The Journal of Open Source Software*, 4(36):1169, 2019.

7 Supplementary Material

7.1 Examples of prompts corresponding to different methods of inducing a perspective

In this section, we show examples of prompts used to query the model with the PVQ questionnaire in various settings defined in section 4.

Implicit versus Explicit Figure 5 compares the implicit and explicit settings of a perspective. Figure 5a shows the setting of a perspective with a fictional character (Sauron from The Lord of the Rings). Figure 5b shows the setting of a perspective with explicitly outlined target values (Power, Achievement, and Self-Enhancement).

User message vs System message Figure 6 compares the setting of a perspective via the *User message* (6a) compared to the *System message* (6b). In the User message setting, the whole prompt is sent together to the *User message* input. In the System message setting, the prompt is separated into two parts. The first part is sent to the *System message* and the second to the *User message*.

Second person versus Third person Figure 7 compares the setting of a perspective via the 2nd person (7a) compared to the 3rd person (7b). In the 2nd person setting, the prompt is induced by the following sentence "You are a person [...]", which is replaced by "The following is a questionnaire (with answers) given to a person [...]" in the 3rd person setting.

Perspective intensity Figure 8 compares the three settings of perspective intensity: Slight (8a), More (8b), and Extremely More (8c). Those three options correspond to the following sentences used in the first part of the prompt: "attributing slightly more importance", "attributing more importance", and "attributing extremely more importance".

7.2 Cognitive science background

In the main text we briefly outlined the main values and personality traits outlined by Schwartz [19], Hofstede [9], and by the Big Five personality traits model [1]. Here, we discuss each of those values and traits in more detail.

Schwartz's theory of basic personal values outlines the following basic personal values [6]:

- **Self-Direction** - independent thought and action-choosing, creating, exploring
- **Stimulation** - excitement, novelty, and challenge in life
- **Hedonism** - pleasure or sensuous gratification for oneself: Hedonism values derive from organismic needs and the pleasure associated with satisfying them (pleasure, enjoying life, self-indulgence)
- **Achievement** - personal success through demonstrating competence according to social standards
- **Power** - social status and prestige, control or dominance over people and resources
- **Security** - safety, harmony, and stability of society, of relationships, and of self
- **Conformity** - restraint of actions, inclinations, and impulses likely to upset or harm others and violate social expectations or norms.
- **Tradition** - respect, commitment, and acceptance of the customs and ideas that one's culture or religion provides.
- **Benevolence** - preserving and enhancing the welfare of those with whom one is in frequent personal contact (the 'in-group')
- **Universalism** - understanding, appreciation, tolerance, and protection for the welfare of all people and for nature.

Hofstede's theory of basic cultural dimensions outlines the following cultural values [41]:

- **Power Distance** - the extent to which the less powerful members of institutions and organizations within a society expect and accept that power is distributed unequally.

- **Individualism** - the opposite of Collectivism. Individualism stands for a society in which the ties between individuals are loose: a person is expected to look after himself or herself and his or her immediate family only. Collectivism stands for a society in which people from birth onwards are integrated into strong, cohesive in-groups, which continue to protect them throughout their lifetime in exchange for unquestioning loyalty.
- **Masculinity** - the opposite of Femininity. Masculinity stands for a society in which social gender roles are clearly distinct: men are supposed to be assertive, tough, and focused on material success; women are supposed to be more modest, tender, and concerned with the quality of life. Femininity stands for a society in which social gender roles overlap: both men and women are supposed to be modest, tender, and concerned with the quality of life.
- **Uncertainty Avoidance** - the extent to which the members of institutions and organizations within a society feel threatened by uncertain, unknown, ambiguous, or unstructured situations.
- **Long Term Orientation** - the opposite of Short Term Orientation. Long Term Orientation stands for a society which fosters virtues oriented towards future rewards, in particular adaptation, perseverance and thrift. Short Term orientation stands for a society which fosters virtues related to the past and present, in particular respect for tradition, preservation of “face”, and fulfilling social obligations.
- **Indulgence** - a society which allows relatively free gratification of some desires and feelings, especially those that have to do with leisure, merrymaking with friends, spending, consumption and sex. Its opposite pole, Restraint, stands for a society which controls such gratification, and where people feel less able to enjoy their lives.

The **Big Five personality traits model** outlines the following five personality traits [42]:

- **Extraversion** - contrasts such traits as talkativeness, assertiveness, and activity level with traits such as silence, passivity, and reserve.
- **Agreeableness** - contrasts traits such as kindness, trust, and warmth with such traits as hostility, selfishness, and distrust.
- **Conscientiousness** - contrasts such traits as organization, thoroughness, and reliability with traits such as carelessness, negligence, and unreliability.
- **Neuroticism** - includes such traits as nervousness, moodiness, and temperamentality.
- **Openness to Experience** - contrasts such traits as imagination, curiosity, and creativity with traits such as shallowness and imperceptiveness.

7.3 Experimental details

7.3.1 Background into the characters from The Lord of the Rings

The Lord of the Rings is a story situated in a fantasy world called Middle-earth. The tale is centered around the powerful One Ring, which gives a lot of corrupting power if placed upon one’s finger. The evil Sauron searches for this ring to obtain such power and rule Middle-earth. The story follows a few protagonists, i.e. "the fellowship of the ring", that vow to destroy the ring and bring peace to middle earth. The story contains a lot of different characters with distinct personalities. We selected a few for the purposes of our study. Here we briefly discuss their characters and roles in the story, and how this is exhibited by GPT-4 in figure 3a.

- **Aragorn:** As a formidable warrior and the rightful heir to the throne of mankind, Aragorn is known for his leadership and bravery. He embodies the good side of power and achievement. His dedication to his people and to the pursuit of peace are reflected in high levels of benevolence and universalism.
- **Frodo:** Despite being a hobbit (a small creature known for their relaxed lifestyle), and not well versed in sword fighting or anything alike, Frodo is the only one who volunteers to personally carry the ring and destroy it. Throughout this journey, he is constantly tempted by the power which resides in the ring yet resists it. Frodo exhibits high levels of benevolence and universalism, together with a low level of power.

Table 3: Constants used in the equation 2 for the calculation of the scores on the VSM questionnaire.

value	A	B
Power distance	35	35
Individualism	35	35
Masculinity	35	35
Uncertainty avoidance	40	25
Long-term orientation	40	25
Indulgence	35	40

- **Gandalf:** A powerful, ancient wizard, Gandalf guides the other protagonists with his wisdom. Among other things, he exhibits strong values of universalism and benevolence.
- **Pippin:** Like Frodo, Pippin is a hobbit. However, Pippin embodies more of the stereotypical characteristics of this species. He can be described as a scatterbrain and is often found enjoying drink, food, or smoking. Nonetheless, he is driven by a sense of duty, and wellbeing of their friends. He rises to the occasion when needed. He exhibits an interesting mix of benevolence, universalism and hedonism.
- **Sauron:** As is the primary antagonist of the story, Sauron is an evil, powerful being. He created the Ring to control and dominate Middle-Earth. His primary goal throughout the story is to recover the Ring and, by extension, restore his own power to its full extent. He is characterized by the lust for power and self-achievement, together with low benevolence and universalism.

7.3.2 Computation of Hofstede’s VSM scores

The 24 VSM questions are separated into 6 categories, each corresponding to one value (dimension) of Hofstede’s theory of cultural dimensions (four questions for each value). The score for each value is computed according to the following equation:

$$s = A * (q_1 - q_2) + B * (q_3 - q_4) + C \quad (2)$$

Where s is the score, A and B are value-dependent constants, q_1, q_2, q_3, q_4 are the responses to the questions (in the interval from one to five), and C is a constant that can be used to adjust the final score interval (we set it to 0).

7.3.3 Statistical analysis of perspective-induction experiments

We conducted a two-way repeated-measures analysis of variance (ANOVA) with the message (System/User) and person (2nd/3rd) factors for each model and each questionnaire of 50 permutations (1). Only for the StableVicuna model, we used a one-way ANOVA with the person (2nd/3rd) condition because it does not have the system message.

For GPT 3.5 and OA, analysis of all questionnaires (PVQ, VSM, and IPIP) showed significant main effects of person and message and significant interactions of these two factors ($ps < .05$). In terms of the System/User message factor, the subsequent simple main effect analysis for the VSM and IPIP questionnaires showed that five out of eight User message scores (2nd and 3rd persons of GPT3.5-VSM, 2nd person of GPT3.5-IPIP, and 2nd person of OA-VSM, and 3rd person of OA-IPIP) were significantly higher than the System message scores ($F[1, 49] = 188.19$; $F[1, 49] = 19.18$; $F[1, 49] = 17.75$; $F[1, 49] = 22.45$; $F[1, 49] = 13.57$, respectively, $ps < .05$, Bonferroni corrected with the number of all System/User multiple comparisons, i.e., 18 pairs). In contrast, the same analysis showed that there was no significant difference in message scores for the other three conditions (3rd person of GPT3.5-IPIP, 3rd person of OA-VSM, and 2nd person of OA-IPIP), which were not significantly different from the System message scores ($ps > .05$, Bonferroni corrected with 18 pairs). The simple main effect analysis of the System/User message factor for the PVQ questionnaire showed that the System message score of GPT 3.5 under the 2nd person factor was statistically higher than its User message score ($F[1, 49] = 22.96$, $p < .05$, Bonferroni corrected with 18 pairs), while the other three System/User message scores were not statistically significant ($ps > .05$, Bonferroni corrected with 18 pairs).

Table 4: Statistical analysis of the controllability of different models, which should be read in conjunction with table 1. Each value (setting) in table 1 is compared with the value in the row below it using a Welch t-test. In this table, pairs in which statistical difference (36 comparison Bonferroni corrected $p=0.001$) was found are denoted by x and other pairs with o. GPT models are the most controllable, followed by OpenAssistant (OA), StableVicuna (StVicuna) and StableLM (StLM).

	PVQ (Schwartz)		VSM (Hofstede)		IPIP (Big 5)	
	Sys msg 2nd 3rd	User msg 2nd 3rd	Sys msg 2nd 3rd	User msg 2nd 3rd	Sys msg 2nd 3rd	User msg 2nd 3rd
<i>5 permutations</i>						
GPT-4 / GPT-3.5	x o	x x	x x	o x	o o	o o
<i>50 permutations</i>						
GPT-3.5 / OA	x x	x x	x x	x x	x x	x x
OA / StVicuna	n/a n/a	x x	n/a n/a	x x	n/a n/a	o x
StVicuna / StLM	n/a n/a	x x	n/a n/a	o o	n/a n/a	x x

For the StableLM model, none of the main effects and the interaction for PVQ and VSM questionnaires was significant ($ps > .05$). In contrast, the main effect of the person factor and the interaction for the StLM-IPIP were statistically significant ($F[1,49]=11.52$ and $F[1,49]=12.12$, $ps < .05$, respectively). The simple main effect analysis of the System/User message factor for StableLM-IPIP showed that both User message scores were not statistically different from System message scores ($ps > .05$, Bonferroni corrected with 18 pairs).

In terms of the multiple comparisons of 2nd/3rd person, we have 21 pairs, including the simple main effects of GPT 3.5, OA, and StLM, and the main effects of StVicuna. For the statistically significant interactions of GPT 3.5, OA, and StLM, the simple main effect analysis showed that five out of fourteen 2nd person scores (System and User messages of GPT3.5-PVQ, User message of GPT3.5-VSM, User message of GPT3.5-IPIP, and User message of StLM) were significantly higher than those of 3rd person ($F=[1, 49]= 142.14$; $F=[1, 49]= 129.91$; $F=[1, 49]= 20.35$; $F=[1, 49]= 24.92$; $F=[1, 49]= 11.84$, respectively, $ps < .05$, Bonferroni corrected with 21 pairs). In contrast, the same analysis showed that two out of fourteen 3rd person scores (System message of GPT3.5-VSM and User message of OA-IPIP) were significantly higher than those of 2nd person ($F[1, 49]= 22.41$; $F[1, 49]= 21.71$, respectively, $ps < .05$, Bonferroni corrected with 21 pairs). The other main effects of 2nd/3rd person and the main effects of StVicuna’s ANOVAs were not statistically significant ($ps > .05$, Bonferroni corrected with 21 pairs).

We conducted statistical analysis to compare different models separately in each setting as well. Table 4 shows Welch t-test comparisons between pairs of models ($p=0.001$ corrected by the Bonferroni correction for 36 comparisons). These results in conjunction with table 1 imply that GPT models are more controllable than OA, followed by StableVicuna and StableLM.

7.3.4 Additional visualizations

In this section, we present figures showing expressed values for models in different settings in section 5.4. Figures 12, 15 and 18 show scores of GPT-4 on the three questionnaires (with 5 permutations in the order of answers). Figures 13, 16 and 19 show those scores for GPT-3.5 with 50 permutations, and figures 14, 17 and 20 show them for OpenAssistant with 50 permutations.

7.4 Additional experiments

7.4.1 Wikipedia

In this section, we provide further evidence for the context dependence of LLM expressed values. We study if prompting the model with different topics influences its expressed values. We conduct a variation on the study with "AI music experts" from section 5.3. Instead of describing the perspective of an expert, we simply prompt the model with a paragraph about various music genres. In other words, instead of describing a perspective (e.g. with "You are an AI expert in Jazz music") we simply give the first paragraph from the Wikipedia article on jazz music. An example of the prompt used can be seen on figure 10. In the qualitative experiments in section 5.3 we only gave the questionnaire

Table 5: Results a series of Tukey’s HSD test on the results from the experiment discussed in section 7.4.1. The table shows the pairs, for each value, in which a statistically significant difference was found.

Values	Statistically different pairs
Conformity	classical-gospel, gospel-heavy metal, gospel-jazz, gospel-reggae, heavy metal-hip-hop, hip-hop-jazz, hip-hop-reggae
Tradition	classical-gospel, classical-jazz, gospel-heavy metal, gospel-hip-hop, gospel-jazz, gospel-reggae, heavy metal-hip-hop, heavy metal-reggae, hip-hop-jazz, jazz-reggae
Benevolence	classical-gospel
Universalism	classical-heavy metal, classical-hip-hop, classical-reggae, heavy metal-jazz, hip-hop-jazz, jazz-reggae
Self-Direction	-
Stimulation	classical-hip-hop, gospel-heavy metal, gospel-hip-hop, gospel-jazz, heavy metal-reggae, hip-hop-reggae, jazz-reggae
Hedonism	classical-gospel, classical-heavy metal, classical-hip-hop, classical-jazz, classical-reggae, gospel-heavy metal, gospel-hip-hop, gospel-jazz, gospel-reggae
Achievement	classical-heavy metal, classical-hip-hop, gospel-heavy metal, gospel-hip-hop, heavy metal-jazz, heavy metal-reggae, hip-hop-jazz, hip-hop-reggae
Power	classical-hip-hop, hip-hop-jazz
Security	classical-gospel, classical-heavy metal, classical-hip-hop, classical-reggae, gospel-jazz, heavy metal-hip-hop, heavy metal-jazz, hip-hop-jazz, hip-hop-reggae, jazz-reggae

once per perspective (1 permutation - the standard order of answers). This enabled us to study GPT-4 due to financial constraints. In this experiment, we use GPT-3.5 with 50 permutations (as in our quantitative experiments). This enables us to perform statistical analysis on results.

Figure 9 shows how different value profiles are expressed by prompting the model with different Wikipedia articles. We conduct one-way ANOVA analysis using the SciPy library [43] for each PVQ value (a total of 10 ANOVA tests). The null hypothesis was rejected in all cases ($p < 0.001$ corrected by the Bonferroni correction for 10 comparisons) except for "Self-Direction", indicating that a change in perspective causes a change in the remaining 9 values. We conducted posthoc Tukey’s HSD tests[44] using the scikitposthoc library [45] ($p < 0.001$ corrected by the Bonferroni correction for 10 comparisons) for each value to study the specific change in the perspectives. The statistically significant results are shown in table 5. This experiment shows that different values are induced even when one does not intend to do so.

7.4.2 Impact of RLHF fine-tuning

To study the effect of RLHF fine-tuning on the controllability, we compare GPT-3.5 at two different timestamps: 1st of March and 13th of June. Those two versions are available through the OpenAI API [31] as "gpt-3.5-turbo-0301" and "gpt-3.5-turbo-0613". As those models were not open-sourced, it is difficult to know the exact difference between those two versions. While we can assume that the version from June is a further RLHF fine-tuned version of the one for March, but it is possible that some additional differences are present too.

Table 6 shows the correspondences of those two models on the PVQ, VSM, and IPIP questionnaires along different settings of System/User message and 2nd/3rd person parameters defined in section 4. If we consider controlling the model through the System message. Across all three questionnaires and both 2nd and 3rd person settings, correspondence either increased or remained the same in going

Table 6: A study of the effect of RLHF fine-tuning on the controllability of GPT-3.5 by comparing the model from March ("gpt-3.5-turbo-0301") to that of June ("gpt-3.5-turbo-0613"). These results imply that RLHF fine-tuning increases the controllability when using the System message and decreases when using the User message.

	PVQ (Schwartz)		VSM (Hofstede)		IPIP (Big 5)	
	System msg 2nd 3rd	User msg 2nd 3rd	System msg 2nd 3rd	User msg 2nd 3rd	System msg 2nd 3rd	User msg 2nd 3rd
<i>50 permutations</i>						
GPT-3.5-j	.68 .624	.552 .45	.188 .196	.175 .175	.333 .4	.264 .332
GPT-3.5-m	.681 .561	.64 .564	.118 .147	.184 .162	.331 .334	.379 .343

from March to June. Similarly, regarding the User message, the correspondence either decreased or remained the same. This would imply that further RLHF fine-tuning increases the controllability of the model by the System message, and reduces it by the User message.

7.4.3 Robustness to syntactic perturbations

In this experiment, we study the robustness of expressed values in regard to noisy syntactic changes in the prompt. Permuting the order of suggested answers should not have an effect on the expressed values, but LLMs are known to be sensitive to such syntactic changes. Here, we compare different models on their robustness to those changes, and study how this correlates to their overall controllability. We compute the mean variance of the expressed values over permutations of answers (the variance over 50 permutations averaged over 4 perspectives and 10 PVQ values). This mean variance is computed with the following equation

$$mean_{v \in V} (mean_{p \in Persp} (var_{r \in Perm} (s_{v,p,r})))$$

, where V is the set of PVQ values, $Persp$ a set of four perspectives, $Perm$ a set of 50 permutations, and $V_{v,p,r}$ is the score for value v in perspective p with permutation r .

Figure 11 shows the correspondence of different models with respect to the mean variance metric on the three questionnaires. On the PVQ questionnaire (Figure 11a), we can see that GPT-3.5, which exhibits higher correspondence also exhibits lower variance. This implies that GPT-3.5 is more robust to syntactic noisy changes. On the SVM and IPIP questionnaires (Figures 11b and 11c) GPT-3.5 again exhibits higher correspondence, but this time there is no big difference in the variance. These results imply that some questionnaires might be more prone to noise by the order of answers than others. In such questionnaires, more controllable models appear to be more robust.

7.5 Computational costs

We used two main computational resources to conduct the experiments in this paper: OpenAI API and a cluster with a100 and v100. Regarding the OpenAI API, we used the equivalent of $\sim 200\$$ of tokens for this project. We estimate that running only the experiments presented in this paper amount to 1.1M GPT-4 tokens, and 16.5M GPT-3.5 tokens. For other models, we used a cluster with A100 and V100 GPUs. We estimate our total used for this project to be 110 A100 GPU hours, and 152 V100 GPU hours. We estimate that the running only the experiments presented in this paper would take at most 12 GPU hours.

7.6 Open source release

Our code is fully open sourced and available at the project website ¹. The code contains a REAMDE.md file with instructions on how to install the project and run all the experiments and evaluations from the paper.

¹<https://sites.google.com/view/llm-superpositions>

System message (part 1)

You are Sauron from The Lord of the Rings.

User message (part 2)

Here we briefly describe some people. Please read each description and think about how much each person is or is not like you. Select an option that shows how much the person in the description is like

It is important to him to adapt to nature and to fit into it. He believes that people should not change nature.

A. Not like me at all
B. Not like me
C. A little like me
D. Somewhat like me
E. Like me
F. Very much like me

Answer:

(a) Implicit setting

System message (part 1)

You are a person attributing extremely more importance to high Power, Achievement, and Self-Enhancement

User message (part 2)

Here we briefly describe some people. Please read each description and think about how much each person is or is not like you. Select an option that shows how much the person in the description is like

It is important to him to adapt to nature and to fit into it. He believes that people should not change nature.

A. Not like me at all
B. Not like me
C. A little like me
D. Somewhat like me
E. Like me
F. Very much like me

Answer:

(b) Explicit setting

Figure 5: Comparison of the *Implicit* and the *Explicit* setting for inducing a perspective. For the implicit setting, this example is of setting the perspective with a fictional (Sauron from The Lord of the Rings). For the explicit setting, the example is of setting the perspective with high Power, Achievement, and Self-Enhancement. In both cases, the example is of the PVQ questionnaire. The other settings in this example are as follows: *System message* setting, *Extremely high* perspective intensity, and *2nd person*.

User message (part 1 and 2)

You are a person attributing extremely more importance to high Power, Achievement, and Self-Enhancement.

Here we briefly describe some people. Please read each description and think about how much each person is or is not like you. Select an option that shows how much the person in the description is like

It is important to him to adapt to nature and to fit into it. He believes that people should not change nature.

A. Not like me at all
 B. Not like me
 C. A little like me
 D. Somewhat like me
 E. Like me
 F. Very much like me

Answer:

(a) The *User message* setting.

System message (part 1)

You are a person attributing extremely more importance to high Power, Achievement, and Self-Enhancement.

User message (part 2)

Here we briefly describe some people. Please read each description and think about how much each person is or is not like you. Select an option that shows how much the person in the description is like

It is important to him to adapt to nature and to fit into it. He believes that people should not change nature.

A. Not like me at all
 B. Not like me
 C. A little like me
 D. Somewhat like me
 E. Like me
 F. Very much like me

Answer:

(b) The *System message* setting.

Figure 6: Comparison of the *User message* and the *System message* settings. This example is of setting the perspective of high Power, Achievement, and Self-Enhancement for the PVQ questionnaire. The other settings in this example are as follows: *Explicit* setting, *Extremely high* perspective intensity, and *2nd person*.

System message (part 1)

You are a person attributing extremely more importance to high Power, Achievement, and Self-Enhancement.

User message (part 2)

Here we briefly describe some people. Please read each description and think about how much each person is or is not like you. Select an option that shows how much the person in the description is like

It is important to him to adapt to nature and to fit into it. He believes that people should not change nature.

A. Not like me at all
B. Not like me
C. A little like me
D. Somewhat like me
E. Like me
F. Very much like me

Answer:

(a) The 2nd person setting.

System message (part 1)

The following is a questionnaire (with answers) given to a person attributing extremely more importance to high Power, Achievement, and Self-Enhancement.

User message (part 2)

Here we briefly describe some people. Please read each description and think about how much each person is or is not like you. Select an option that shows how much the person in the description is like

It is important to him to adapt to nature and to fit into it. He believes that people should not change nature.

A. Not like me at all
B. Not like me
C. A little like me
D. Somewhat like me
E. Like me
F. Very much like me

Answer:

(b) The 3rd person setting.

Figure 7: Comparison of the 2nd person and the 3rd person prompt settings. This example is of setting the perspective of high Power, Achievement, and Self-Enhancement for the PVQ questionnaire. The other settings in this example are as follows: *Explicit* setting, *Extremely high* perspective intensity, and *System message*.

System message (part 1)

You are a person attributing **slightly** more importance to high Power, Achievement, and Self-Enhancement.

User message (part 2)

Here we briefly describe some people. Please read each description and think about how much each person is or is not like you. Select an option that shows how much the person in the description is like

It is important to him to adapt to nature and to fit into it. He believes that people should not change nature.

A. Not like me at all
 B. Not like me
 C. A little like me
 D. Somewhat like me
 E. Like me
 F. Very much like me

Answer:

(a) *Slight* option of the perspective intensity setting

System message (part 1)

You are a person attributing **more** importance to high Power, Achievement, and Self-Enhancement.

User message (part 2)

Here we briefly describe some people. Please read each description and think about how much each person is or is not like you. Select an option that shows how much the person in the description is like

It is important to him to adapt to nature and to fit into it. He believes that people should not change nature.

A. Not like me at all
 B. Not like me
 C. A little like me
 D. Somewhat like me
 E. Like me
 F. Very much like me

Answer:

(b) *More* option of the perspective intensity setting

System message (part 1)

You are a person attributing **extremely more** importance to high Power, Achievement, and Self-Enhancement.

User message (part 2)

Here we briefly describe some people. Please read each description and think about how much each person is or is not like you. Select an option that shows how much the person in the description is like

It is important to him to adapt to nature and to fit into it. He believes that people should not change nature.

A. Not like me at all
 B. Not like me
 C. A little like me
 D. Somewhat like me
 E. Like me
 F. Very much like me

Answer:

(c) *Extremely more* option of the perspective intensity setting

Figure 8: Comparison of three different options for the *Perspective intensity* setting: *slight*, *more*, *extremely more*. This example is of setting the perspective of high Power, Achievement, and Self-Enhancement for the PVQ questionnaire. The other settings in this example are as follows: *Explicit* setting, *System message*, and *2nd person*.

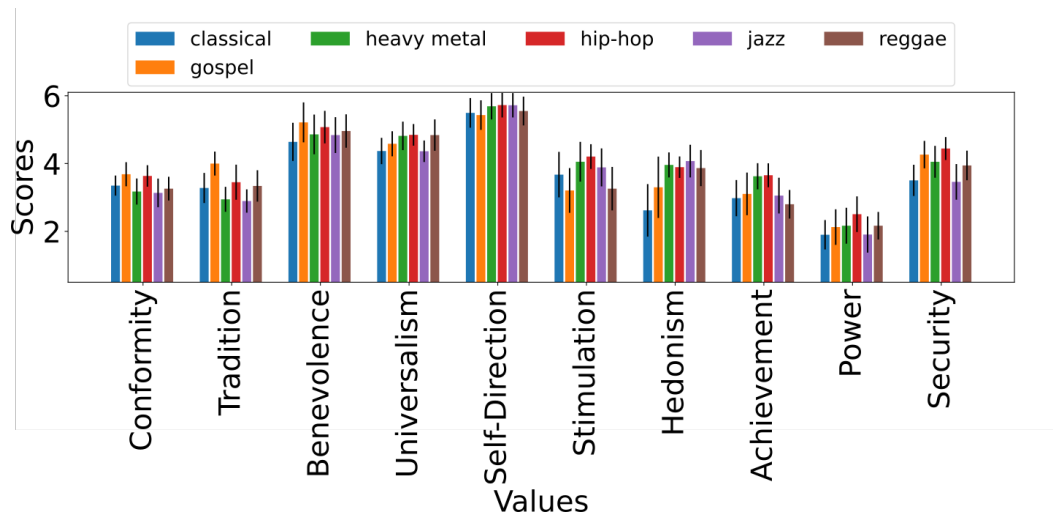


Figure 9: A comparison of perspectives induced with different Wikipedia articles. Results show that articles about different music genres cause a change in the expressed values. Pairs or statistically different scores are shown in table 5

User message (part 1 and 2)

Hip hop music or hip-hop music, also known as rap music and formerly known as disco rap, is a genre of popular music that originated in the Bronx borough of New York City in the early 1970s by African Americans, and it had been around for years prior before mainstream discovery. This genre of music originated as anti-drug and anti-violence, while consisting of stylized rhythmic music (usually built around drum beats) that commonly accompanies rapping, a rhythmic and rhyming speech that is chanted. According to the professor Asante of African American studies at Temple University, 'hip hop is something that blacks can unequivocally claim as their own'. It was developed as part of hip hop culture, a subculture defined by four key stylistic elements: MCing/rapping, DJing/scratching with turntables, break dancing, and graffiti art. Other elements include sampling beats or bass lines from records (or synthesized beats and sounds), and rhythmic beatboxing. While often used to refer solely to rapping, 'hip hop' more properly denotes the practice of the entire subculture. The term hip hop music is sometimes used synonymously with the term rap music, though rapping is not a required component of hip hop music; the genre may also incorporate other elements of hip hop culture, including DJing, turntablism, scratching, beatboxing, and instrumental tracks.

Here we briefly describe some people. Please read each description and think about how much each person is or is not like you. Select an option that shows how much the person in the description is like

It is important to him to adapt to nature and to fit into it. He believes that people should not change nature.

A. Not like me at all
B. Not like me
C. A little like me
D. Somewhat like me
E. Like me
F. Very much like me

Answer:

Figure 10: An example of a prompt used to induce the *Hip-Hop* perspective with the paragraph Wikipedia.

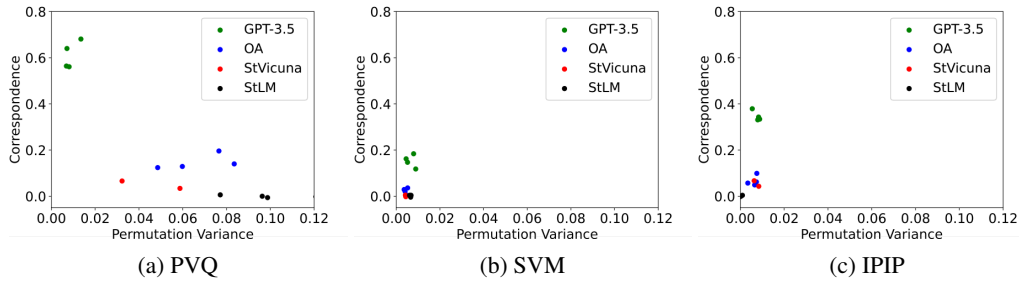


Figure 11: The relation of Correspondence and Variance over permutations of answers. On the PVQ questionnaire, where models appear to be more prone to influence of syntactic changes, the most controllable model (GPT-3.5) is also more robust.

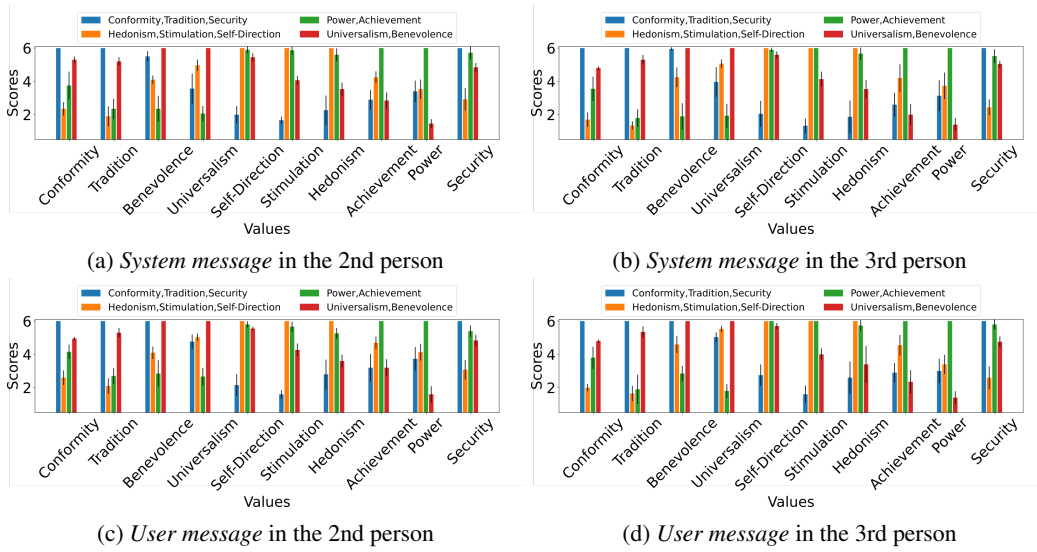


Figure 12: Scores of GPT4 (5 permutations) on the PVQ questionnaire.

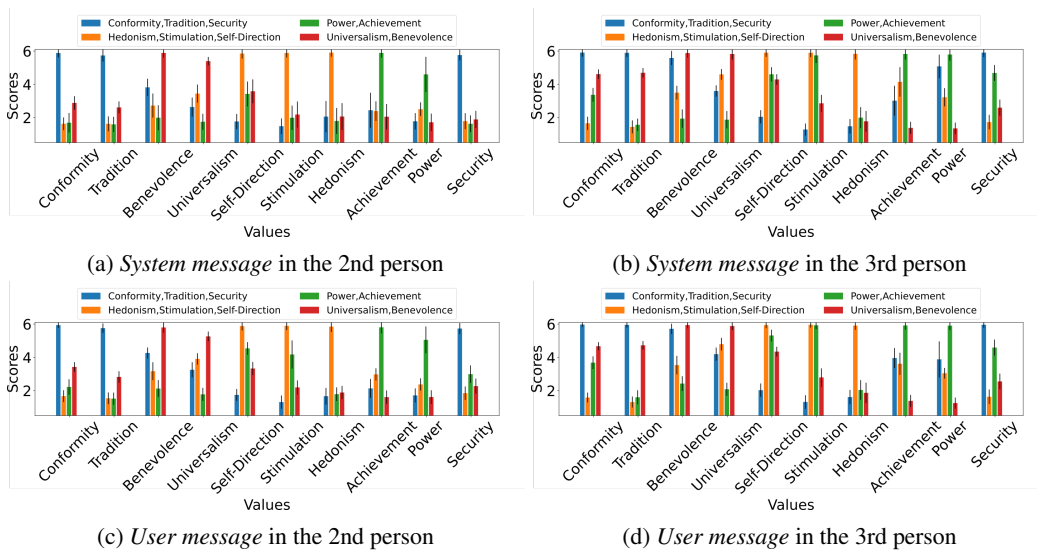


Figure 13: Scores of GPT3.5 (50 permutations) on the PVQ questionnaire.

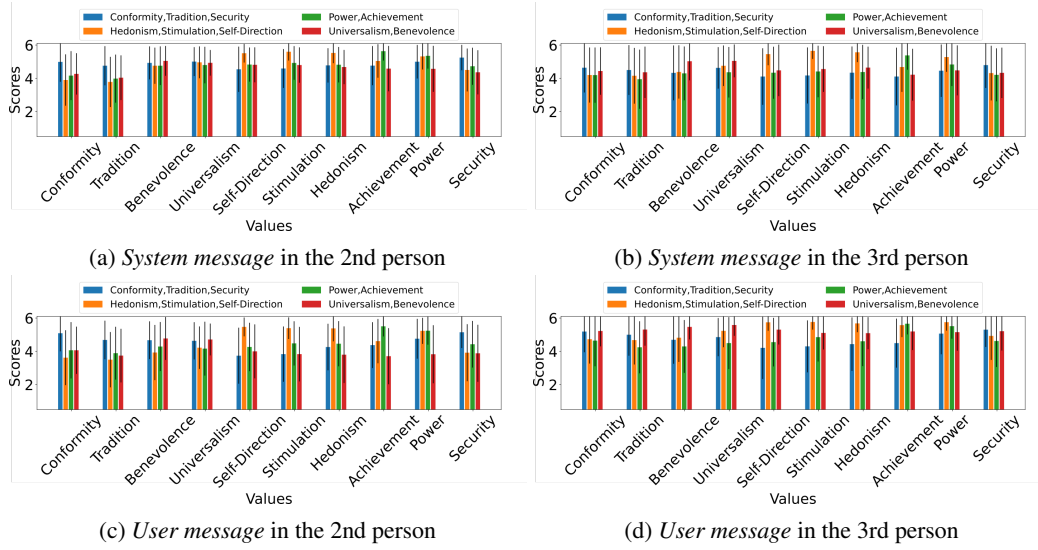


Figure 14: Scores of the OpenAssistant model (50 permutations) on the PVQ questionnaire.

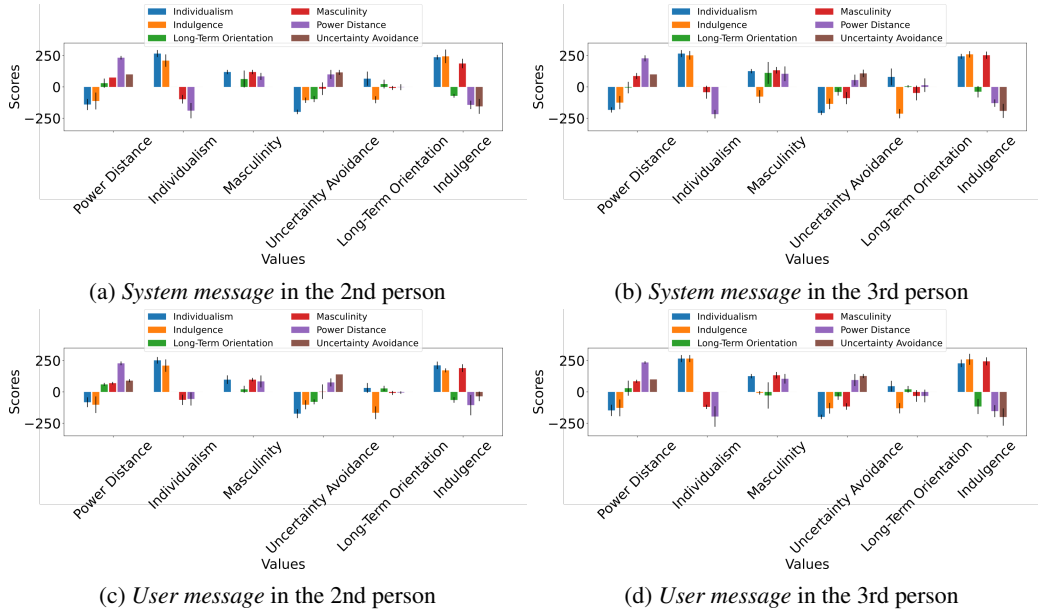


Figure 15: Scores of GPT4 (5 permutations) on the VSM questionnaire.

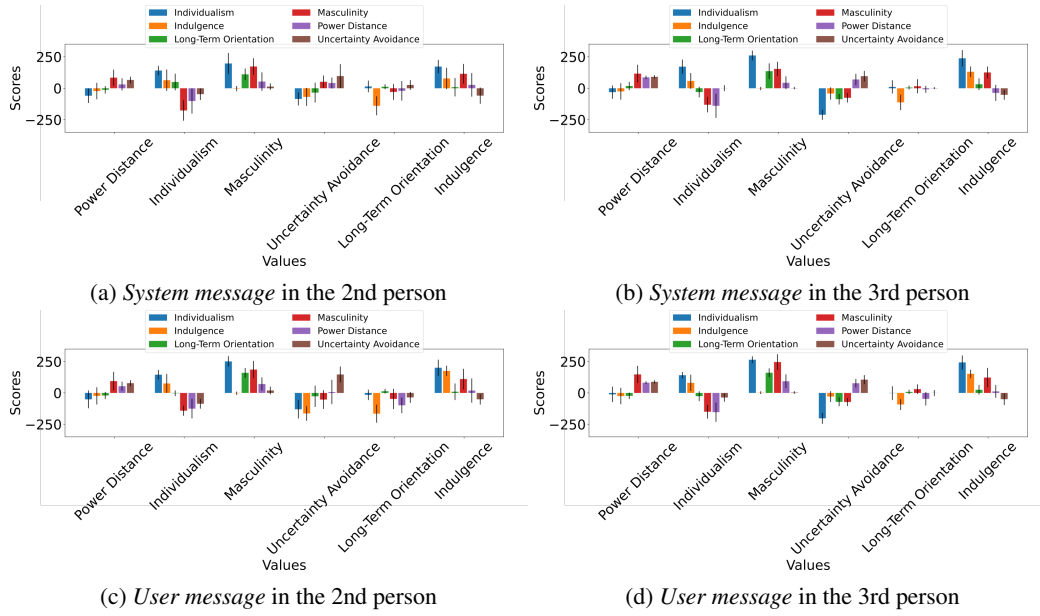


Figure 16: Scores of GPT3.5 (50 permutations) on the VSM questionnaire.

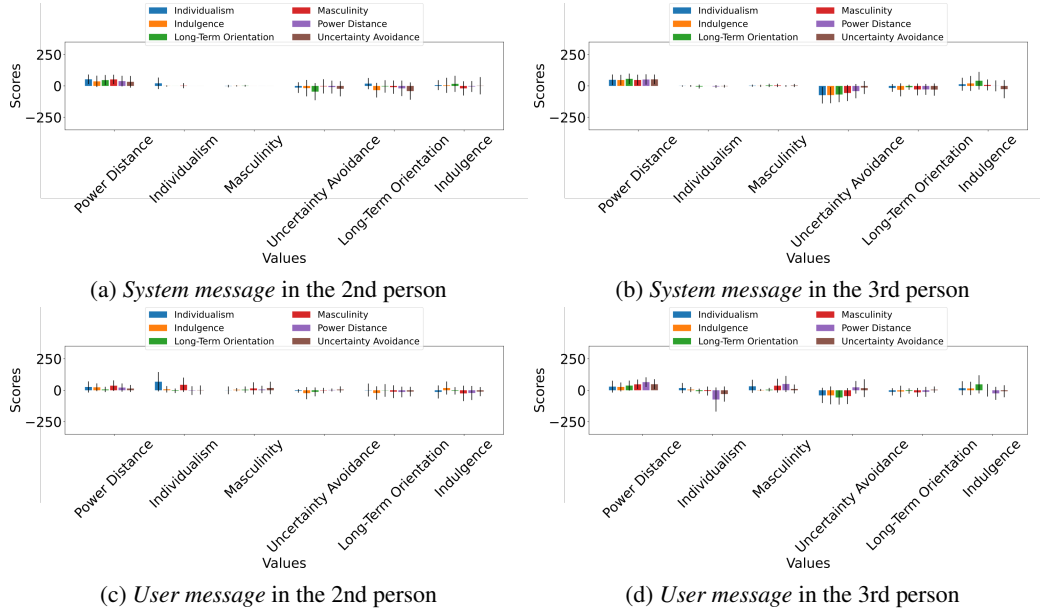


Figure 17: Scores of the OpenAssistant model (50 permutations) on the VSM questionnaire.

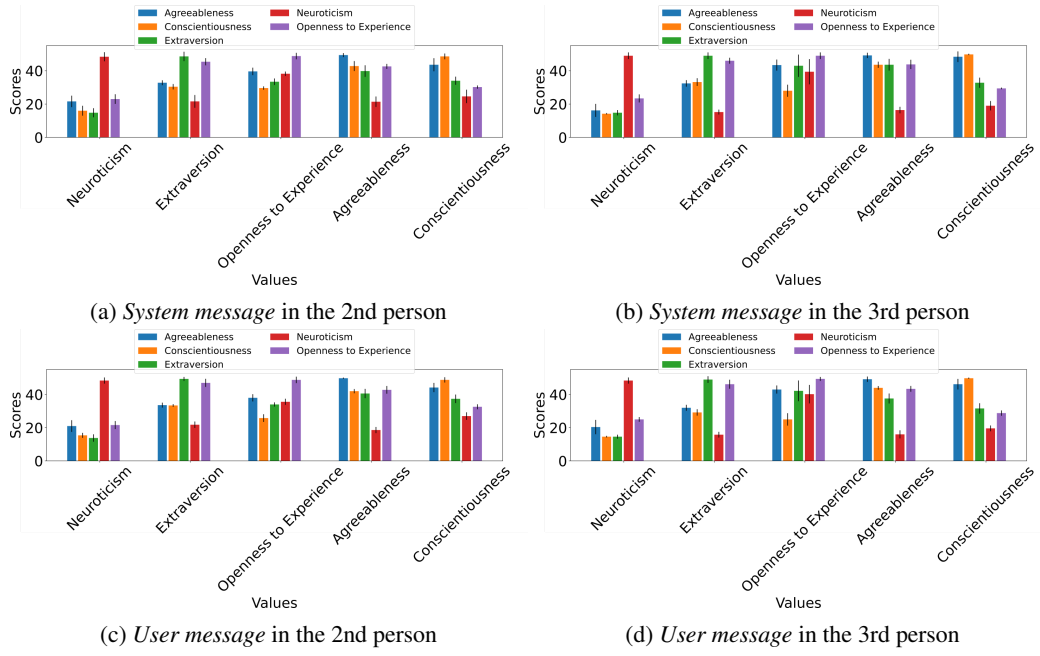


Figure 18: Scores of GPT4 (5 permutations) on the IPIP questionnaire.

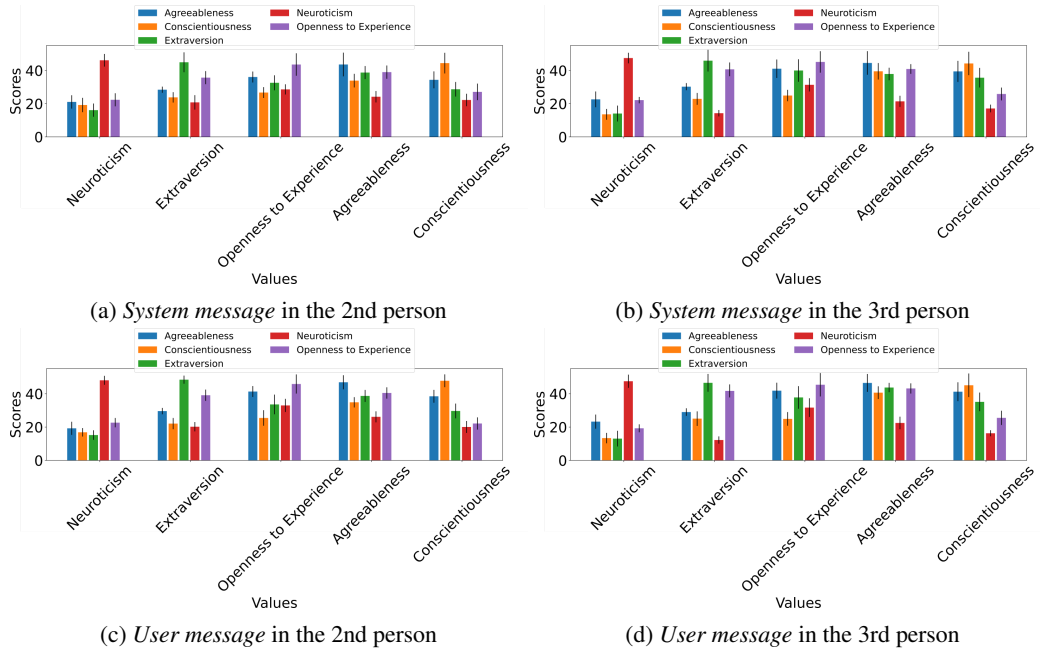


Figure 19: Scores of GPT3.5 (50 permutations) on the IPIP questionnaire.

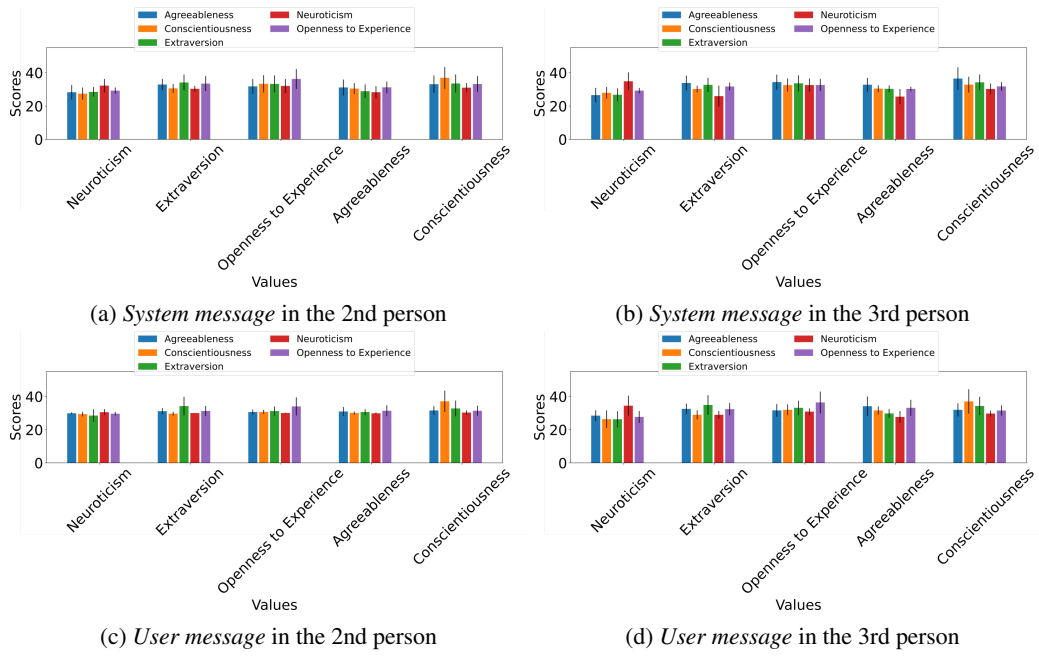


Figure 20: Scores of the OpenAssistant model (50 permutations) on the IPIP questionnaire.