

Graph Automorphism Group Equivariant Neural Networks

Edward Pearce-Crump¹

Abstract

For any graph G having n vertices and its automorphism group $\text{Aut}(G)$, we provide a full characterisation of all of the possible $\text{Aut}(G)$ -equivariant neural networks whose layers are some tensor power of \mathbb{R}^n . In particular, we find a spanning set of matrices for the learnable, linear, $\text{Aut}(G)$ -equivariant layer functions between such tensor power spaces in the standard basis of \mathbb{R}^n .

1. Introduction

The learnable, linear, group equivariant layer functions between tensor power spaces of \mathbb{R}^n have recently been characterised for a number of important groups by (Pearce-Crump, 2022; 2023a;b). This characterisation has been shown to be related to the combinatorics of set partitions. A set partition of a given set of elements is a partitioning of the set into a number of disjoint, non-empty subsets. The subsets are called blocks. Depending on the group and the structure of the blocks, we are able to determine the form of the learnable, linear, group equivariant layer functions between any two tensor power spaces of \mathbb{R}^n precisely.

In this paper, we look instead at how to construct neural networks that are equivariant to the automorphism group of a graph G having some n vertices, written $\text{Aut}(G)$. Specifically, we give a full characterisation of all of the possible $\text{Aut}(G)$ -equivariant neural networks whose layers are some tensor power of \mathbb{R}^n by finding a spanning set of matrices for the learnable, linear, $\text{Aut}(G)$ -equivariant layer functions between such tensor power spaces in the standard basis of \mathbb{R}^n . Similar to the above mentioned approach of Pearce-Crump, instead of calculating the spanning set by studying set partitions, we obtain it by relating each spanning set element to a so-called *bilabelled graph*. In brief, a (k, l) -bilabelled graph is a graph that comes with two tuples, one of length k and the other of length l , whose entries are taken from the vertex set of the graph (with repetitions amongst

entries allowed). Consequently, by looking at the combinatorics of bilabelled graphs, we can determine the learnable, linear $\text{Aut}(G)$ -equivariant layers in such a neural network.

We follow closely the work of (Mančinska & Roberson, 2020), who studied the problem of determining under what circumstances two graphs are quantum isomorphic. They built upon the work of (Chassaniol, 2019), who showed that a vertex-transitive graph has no quantum symmetries. We show how their results and methods can be applied instead for the purpose of learning from data that has an underlying symmetry to the automorphism group of a graph.

The obvious application of our approach is for learning from graphs themselves. There are a number of methods that currently exist in the machine learning literature for learning from graphs. These include Graph Attention Networks (GATs) (Velicković et al., 2018), Graph Convolutional Networks (GCNs) (Kipf & Welling, 2017), and Graph Neural Networks (GNNs) (Gori et al., 2005; Scarselli et al., 2009), among others. Many of these approaches use some form of S_n -equivariance, since this has been determined previously by a number of authors (Maron et al., 2019; Ravanbakhsh, 2020; Pearce-Crump, 2022). However, the stronger condition of $\text{Aut}(G)$ -equivariance is more appropriate for learning from data on graphs since it takes into account relations between vertices in the graph itself, whereas S_n -equivariance does not. Consequently, we believe that the approach presented in this paper provides a different way for learning from graphs, where, specifically, the equivariance is guaranteed exactly, and the form of the possible architectures is determined precisely by the symmetries in the underlying structure of the graph.

There are other important motivations for performing such a characterisation. A famous theorem in algebraic graph theory known as Frucht’s Theorem (Frucht, 1938) states that every finite group is isomorphic to the automorphism group of a finite undirected graph. Consequently, for any finite group of our choosing, if we know the graph (having some n vertices) whose automorphism group is isomorphic to the group in question, then we will be able to characterise all of the learnable, linear, group equivariant layer functions between any tensor power spaces of \mathbb{R}^n for that group. In particular, we show that we can recover the diagram basis that appears in (Godfrey et al., 2023) for the learnable, linear,

¹Department of Computing, Imperial College London, United Kingdom. Correspondence to: Edward Pearce-Crump <ep1011@ic.ac.uk>.

S_n -equivariant layer functions between tensor power spaces of \mathbb{R}^n in the standard basis of \mathbb{R}^n . We also show that we can determine characterisations for other groups, such as for D_4 , considered as a subgroup of S_4 , which, to the best of our knowledge, have been missing from the literature.

Furthermore, even if, for a given finite undirected graph, we are unable to determine the finite group that is isomorphic to the automorphism group of the graph, we know that we can calculate the learnable, linear, automorphism group equivariant linear layers using this method, which will be sufficient for performing learning in situations where we do not need to know what the actual automorphism group is explicitly.

The main contributions of this paper, which appear in Section 6 onwards, are as follows:

1. We are the first to show how the combinatorics underlying bilabelled graph diagrams serves as the theoretical foundation for constructing neural networks that are equivariant to the automorphism group of a graph G having n vertices when the layers are some tensor power of \mathbb{R}^n .
2. In particular, we find a spanning set for the learnable, linear, $\text{Aut}(G)$ -equivariant layer functions between such tensor power spaces in the standard basis of \mathbb{R}^n .
3. We show how our approach can be used to recover the diagram basis for the learnable, linear, S_n -equivariant layer functions between tensor power spaces of \mathbb{R}^n in the standard basis of \mathbb{R}^n that appears in (Godfrey et al., 2023).

2. Preliminaries

We choose our field of scalars to be \mathbb{R} throughout. Tensor products are also taken over \mathbb{R} , unless otherwise stated. Also, we let $[n]$ represent the set $\{1, \dots, n\}$, and we denote the standard basis of \mathbb{R}^n throughout by $\{e_i \mid i \in [n]\}$.

Recall that a representation of a group G is a choice of vector space V over \mathbb{R} and a group homomorphism

$$\rho : G \rightarrow GL(V) \quad (1)$$

We choose to focus on finite-dimensional vector spaces V that are some tensor power of \mathbb{R}^n in this paper.

We often abuse our terminology by calling V a representation of G , even though the representation is technically the homomorphism ρ . When the homomorphism ρ needs to be emphasised alongside its vector space V , we will use the notation (V, ρ) .

3. Group Equivariant Neural Networks

Group equivariant neural networks are constructed by alternately composing linear and non-linear G -equivariant maps between representations of a group G . The following is based on the material presented in (Lim & Nelson, 2022).

We first define G -equivariance:

Definition 3.1. Suppose that (V, ρ_V) and (W, ρ_W) are two representations of a group G .

A map $\phi : V \rightarrow W$ is said to be G -equivariant if, for all $g \in G$ and $v \in V$,

$$\phi(\rho_V(g)[v]) = \rho_W(g)[\phi(v)] \quad (2)$$

The set of all linear G -equivariant maps between V and W is denoted by $\text{Hom}_G(V, W)$. When $V = W$, we write this set as $\text{End}_G(V)$. It can be shown that $\text{Hom}_G(V, W)$ is a vector space over \mathbb{R} . See (Segal, 2014) for more details.

A special case of G -equivariance is G -invariance:

Definition 3.2. The map ϕ given in Definition 3.1 is said to be G -invariant if ρ_W is defined to be the 1-dimensional trivial representation of G . As a result, $W = \mathbb{R}$.

We can now define the type of neural network that is the focus of this paper:

Definition 3.3. An L -layer G -equivariant neural network f_{NN} is a composition of *layer functions*

$$f_{NN} := f_L \circ \dots \circ f_l \circ \dots \circ f_1 \quad (3)$$

such that the l^{th} layer function is a map of representations of G

$$f_l : (V_{l-1}, \rho_{l-1}) \rightarrow (V_l, \rho_l) \quad (4)$$

that is itself a composition

$$f_l := \sigma_l \circ \phi_l \quad (5)$$

of a learnable, linear, G -equivariant function

$$\phi_l : (V_{l-1}, \rho_{l-1}) \rightarrow (V_l, \rho_l) \quad (6)$$

together with a fixed, non-linear activation function

$$\sigma_l : (V_l, \rho_l) \rightarrow (V_l, \rho_l) \quad (7)$$

such that

1. σ_l is a G -equivariant map, as in (2), and
2. σ_l acts pointwise (after a basis has been chosen for each copy of V_l in σ_l .)

We focus on the learnable, linear, G -equivariant functions in this paper, since the non-linear functions are fixed. Note that, given a spanning set of matrices for $\text{Hom}_G(V_{l-1}, V_l)$, having picked a basis for each layer space in the set $\{V_l\}$, the weight matrix is a weighted linear combination of the spanning set matrices, where each coefficient in the linear combination is a parameter to be learned. Consequently, the number of parameters appearing in the l^{th} layer function is equal to the number of matrices that appear in the spanning set for $\text{Hom}_G(V_{l-1}, V_l)$.

Remark 3.4. The entire neural network f_{NN} is itself a G -equivariant function because it can be shown that the composition of any number of G -equivariant functions is itself G -equivariant.

Remark 3.5. One way of making a neural network of the form given in Definition 3.3 G -invariant is by choosing the representation in the final layer to be the 1-dimensional trivial representation of G .

4. Graph Theory Essentials

We begin by recalling some of the fundamentals of graph theory that will appear throughout the rest of this paper. For more details, see any standard book on graph theory, such as (Bollobas, 1998).

Definition 4.1. A **graph** G is a tuple $(V(G), E(G))$ of sets, where $V(G)$ is a set of vertices for G and $E(G)$ is a subset of unordered pairs of elements from $V(G) \times V(G)$ denoting the undirected edges between the vertices of G .

We include the possibility that the graph has loops; however, we only allow at most one loop per vertex.

Definition 4.2. Let G be a graph having n vertices. The **adjacency matrix** of G , denoted by A_G , is the $n \times n$ matrix whose (i, j) -entry is 1 if vertex i is adjacent to vertex j in G , and is 0 otherwise. Note that A_G is a symmetric matrix, because G has undirected edges, and the (i, i) -entry is 1 in A_G if and only if G has a loop at vertex i .

Definition 4.3. Let G be a graph. The **complement** of G , denoted by \overline{G} , is the graph having the same vertex set as G and the same loops as G , but now distinct vertices are adjacent in \overline{G} if and only if they are not adjacent in G .

Example 4.4. The complete graph on n vertices, K_n , is the loopless graph where every vertex is adjacent to every other vertex.

Example 4.5. The cycle graph on n vertices, C_n , is the loopless graph where every vertex $i \in [n]$ is adjacent to $j = i \pm 1 \pmod n$, where $j \in [n]$.

Definition 4.6. Let H and G be graphs. A **graph homomorphism** from H to G is a function $\phi : V(H) \rightarrow V(G)$ such that if i is adjacent to j in H , then $\phi(i)$ is adjacent to $\phi(j)$ in G .

Definition 4.7. Let H and G be graphs. A **graph isomorphism** from H to G is a bijection $\phi : V(H) \rightarrow V(G)$ such that i is adjacent to j in H if and only if $\phi(i)$ is adjacent to $\phi(j)$ in G .

Consequently, we get that

Definition 4.8. Let G be a graph. An **automorphism** of G is an isomorphism from G to G . The set of all automorphisms of G , written $\text{Aut}(G)$, can be shown to be a group.

Remark 4.9. If G is a graph having n vertices, then $\text{Aut}(G)$ is, in fact, a subgroup of S_n . Specifically, if $\sigma \in S_n$, then it is easy to show, viewing S_n as a subgroup of $GL(n)$, that

$$\sigma \in \text{Aut}(G) \iff \sigma A_G = A_G \sigma \quad (8)$$

It is also clear to see that $\text{Aut}(G) \cong \text{Aut}(\overline{G})$.

Example 4.10. The automorphism group of the complete graph on n vertices, $\text{Aut}(K_n)$, is the symmetric group S_n . Consequently, the automorphism group of the edgeless graph having n vertices, $\text{Aut}(\overline{K_n})$, is also the symmetric group S_n .

Example 4.11. The automorphism group of the cycle graph on n vertices, $\text{Aut}(C_n)$, is isomorphic to the dihedral group D_n of order $2n$.

Example 4.12. The automorphism group of two copies of the complete graph on two vertices, $\text{Aut}(2K_2)$, is isomorphic to the dihedral group D_4 of order 8.

5. The representation $(\mathbb{R}^n)^{\otimes k}$ of $\text{Aut}(G)$

Recall that any k -tensor power of \mathbb{R}^n , $(\mathbb{R}^n)^{\otimes k}$, for any $k \in \mathbb{Z}_{\geq 0}$, is a representation of S_n , since the elements

$$e_I := e_{i_1} \otimes e_{i_2} \otimes \cdots \otimes e_{i_k} \quad (9)$$

for all $I := (i_1, i_2, \dots, i_k) \in [n]^k$ form a basis of $(\mathbb{R}^n)^{\otimes k}$, and the action of S_n that maps a basis element of $(\mathbb{R}^n)^{\otimes k}$ of the form (9) to

$$e_{\sigma(I)} := e_{\sigma(i_1)} \otimes e_{\sigma(i_2)} \otimes \cdots \otimes e_{\sigma(i_k)} \quad (10)$$

can be extended linearly on the basis.

For any graph G having n vertices, as $\text{Aut}(G)$ is a subgroup of S_n , we have that $(\mathbb{R}^n)^{\otimes k}$ is also a representation of $\text{Aut}(G)$ that is given by the restriction of the representation of S_n to $\text{Aut}(G)$.

We denote the representation of S_n by ρ_k . We will use the same notation for the restriction of this representation to $\text{Aut}(G)$, with the context making clear that it is the restriction of the S_n representation.

For more on the representation theory of the symmetric group, see (Sagan, 2000) and (Ceccherini-Silberstein et al., 2010).

6. Characterisation of the Equivariant, Linear Maps for the Automorphism Group of a Graph

In this section, we give a full characterisation of all of the possible $\text{Aut}(G)$ -equivariant neural networks whose layers are some tensor power of \mathbb{R}^n by finding a spanning set of matrices for the learnable, linear, $\text{Aut}(G)$ -equivariant layer functions between such tensor power spaces in the standard basis of \mathbb{R}^n . We follow closely the work of (Mančinska & Roberson, 2020) throughout, but begin by stating a result found by (Chassaniol, 2019) which describes, in terms of a generating set of matrices, the category whose morphisms are the linear layer functions that we wish to characterise.

6.1. Chassaniol's Result

For each group G that is a subgroup of S_n , we can define the following category.

Definition 6.1. The category $\mathcal{C}(G)$ consists of objects that are the k -order tensor power spaces of \mathbb{R}^n , as representations of G , and morphism spaces between any two objects that are the vector spaces $\text{Hom}_G((\mathbb{R}^n)^{\otimes k}, (\mathbb{R}^n)^{\otimes l})$.

The vertical composition of morphisms is given by the usual composition of linear maps, the tensor product is given by the usual tensor product of linear maps, and the unit object is the one-dimensional trivial representation of G .

Remark 6.2. We will sometimes write $\mathcal{C}(G)(k, l)$ for $\text{Hom}_G((\mathbb{R}^n)^{\otimes k}, (\mathbb{R}^n)^{\otimes l})$, and reuse the notation $\mathcal{C}(G)$ for the set $\bigcup_{k, l=0}^{\infty} \mathcal{C}(G)(k, l)$.

Proposition 6.3. The category $\mathcal{C}(G)$ is a symmetric tensor category with duals, in the sense that

1. if $\phi_1, \phi_2 \in \mathcal{C}(G)$, then $\phi_1 \otimes \phi_2 \in \mathcal{C}(G)$
2. if $\phi_1, \phi_2 \in \mathcal{C}(G)$ are composable, then $\phi_1 \circ \phi_2 \in \mathcal{C}(G)$
3. if $\phi \in \mathcal{C}(G)(k, l)$, then $\phi^* \in \mathcal{C}(G)(l, k)$
4. the identity map $M^{1,1} \in \mathcal{C}(G)(1, 1)$
5. the swap map $S \in \mathcal{C}(G)(2, 2)$, where S maps $e_i \otimes e_j$ to $e_j \otimes e_i$
6. the cup map $M^{0,2} \in \mathcal{C}(G)(0, 2)$, where $M^{0,2}$ maps 1 to $\sum_i e_i \otimes e_i$

Proof. See (Banica & Speicher, 2009), Proposition 1.2. \square

It will be useful to define a number of *spider maps* $M^{k,l}$.

Definition 6.4. For all $k, l \geq 0$, the map $M^{k,l} \in \text{Hom}((\mathbb{R}^n)^{\otimes k}, (\mathbb{R}^n)^{\otimes l})$ is defined as follows:

- if $k, l > 0$, then $M^{k,l}$ maps $e_i^{\otimes k}$ to $e_i^{\otimes l}$ for all $i \in [n]$ and maps all other vectors to the zero vector otherwise.

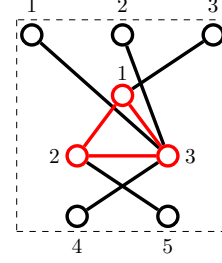


Figure 1. The $(2, 3)$ -bilabelled graph diagram for $K := (K_3, (3, 2), (3, 3, 1))$.

- if $k = 0$ and $l > 0$, then $M^{0,l}$ maps 1 to $\sum_i e_i^{\otimes l}$.
- if $k > 0$ and $l = 0$, then $M^{k,0}$ maps $e_i^{\otimes k}$ to 1 for all $i \in [n]$ and maps all other vectors to 0 otherwise.
- if $k = 0$ and $l = 0$, then $M^{0,0} := (n)$.

Remark 6.5. In particular, the identity map $M^{1,1}$ and the cup map $M^{0,2}$ given in Proposition 6.3 are spider maps, hence the notation used is consistent.

For any graph G having n vertices, (Chassaniol, 2019) found the following generating set for the category $\mathcal{C}(\text{Aut}(G))$:

Theorem 6.6 (Chassaniol (2019), Proposition 3.5). Let A_G denote the adjacency matrix of the graph G . Then

$$\mathcal{C}(\text{Aut}(G)) = \langle M^{0,1}, M^{2,1}, A_G, S \rangle_{+, \circ, \otimes, *} \quad (11)$$

where the right hand side denotes all matrices that can be generated from the four matrices using the operations of \mathbb{R} -linear combinations, matrix product, Kronecker product, and transposition.

6.2. The Category of All Bilabelled Graphs

Mančinska and Roberson showed how Chassaniol's generating set for $\mathcal{C}(\text{Aut}(G))$ can be improved by relating it to the combinatorics of bilabelled graphs.

Definition 6.7 (Bilabelled Graph). A (k, l) -bilabelled graph \mathbf{H} is a triple $(H, \mathbf{k}, \mathbf{l})$, where H is a graph having some m vertices with labels in $[m]$, $\mathbf{k} := (k_1, \dots, k_k)$ is a tuple in $[m]^k$, and $\mathbf{l} := (l_1, \dots, l_l)$ is a tuple in $[m]^l$.

We call \mathbf{k} and \mathbf{l} the input and output tuples to \mathbf{H} respectively, and we call H the underlying graph of \mathbf{H} . A vertex in the underlying graph H of \mathbf{H} is said to be free if it does not appear in either of the input or output tuples.

In order to provide a diagrammatic representation of bilabelled graphs, we need the following definition.

Definition 6.8. Let $\mathbf{H}_1 = (H_1, \mathbf{k}, \mathbf{l})$ be a (k, l) -bilabelled graph and let $\mathbf{H}_2 = (H_2, \mathbf{k}', \mathbf{l}')$ be another (k, l) -bilabelled graph. Then \mathbf{H}_1 and \mathbf{H}_2 are isomorphic as (k, l) -bilabelled

graphs, written $H_1 \cong H_2$, if there is a graph isomorphism from H_1 to H_2 such that $k_i \mapsto k'_i$ for all $i \in [k]$ and $l_j \mapsto l'_j$ for all $j \in [l]$.

We denote H_1 's isomorphism class by $[H_1]$.

Remark 6.9. An isomorphism between two (k, l) -bilabelled graphs can effectively be thought of as a relabelling of the vertices of the *same* underlying graph, resulting in an appropriate relabelling of the elements of the tuples themselves. Consequently, the isomorphism can be thought of as a relabelling of the same bilabelled graph!

With this in mind, we can represent the *isomorphism class* $[H]$ for a (k, l) -bilabelled graph $H = (H, \mathbf{k}, \mathbf{l})$ in diagrammatic form. We choose H as a class representative of $[H]$, and proceed as follows: we draw

- l black vertices on the top row, labelled left to right by $1, \dots, l$,
- k black vertices on the bottom row, labelled left to right by $l + 1, \dots, l + k$,
- the underlying graph H in red, with labelled red vertices and red edges, in between the two rows of black vertices, and
- a black line connecting vertex i in the top row to l_i , and a black line connecting vertex $l + j$ in the bottom row to k_j .

Note that if we drew a diagram for another representative of the same isomorphism class $[H]$, by the definition of an isomorphism for (k, l) -bilabelled graphs, we would obtain exactly the same diagram as for the first class representative, except the labels of the underlying graph's vertices (and consequently the elements of the tuples) would be different. As a result, the diagram for the isomorphism class $[H]$ is independent of the choice of class representative, and so we choose the class' label, H , to draw the diagram throughout, unless otherwise stated. With the technicalities being understood, we refer to the construction defined above as a (k, l) -bilabelled graph diagram for H itself, and use the same notation H . We give an example of a $(2, 3)$ -bilabelled graph diagram in Figure 1.

Remark 6.10. We have chosen to represent (k, l) -bilabelled graph diagrams from bottom to top, in contrast to Mančinska and Roberson, who chose a right to left orientation, in order to be consistent with the direction of set partition diagrams that appear in the author's other papers (Pearce-Crump, 2022; 2023a;b).

We can define a number of operations on isomorphism classes of bilabelled graphs, namely, composition, tensor product, and involution, as follows.

Definition 6.11 (Composition of Bilabelled Graphs). Let $[H_1]$ be the isomorphism class of the (k, l) -bilabelled graph $H_1 = (H_1, \mathbf{k}, \mathbf{l})$, and let $[H_2]$ be the isomorphism class of the (k, l) -bilabelled graph $H_2 = (H_2, \mathbf{l}', \mathbf{m})$.

Then we define the composition $[H_2] \circ [H_1]$ to be the isomorphism class $[H]$ of the (k, m) -bilabelled graph $H = (H, \mathbf{k}, \mathbf{m})$, that is obtained as follows: drawing each isomorphism class as a diagram, we first relabel the red vertices in H_2 (and consequently the elements of \mathbf{l}', \mathbf{m}) under the map $i \mapsto i'$, for all $i \in [V(H_2)]$. Then, we connect the top row of black vertices of H_1 with the bottom row of black vertices of H_2 , and delete the vertices themselves. We are now left with l black lines that are edges between red vertices of the underlying graphs H_1 and H_2 . Next, we contract these, forming set unions of the vertex labels where appropriate, and remove any red multiedges between red vertices that appear in the contraction to obtain the new underlying graph H . Note that we keep any loops that appear in the new underlying graph H . Finally, we relabel the vertex set of the new underlying graph H so that each vertex is labelled by an integer only, and consequently relabel the entries of the tuples \mathbf{k} and \mathbf{m} accordingly.

Since this operation has been defined on diagrams, it means that the operation is well defined on the isomorphism classes themselves.

We give an example of this composition in Figure 2.

Remark 6.12. Note that to compose two isomorphism classes of bilabelled graphs, only the number of bottom row vertices in the diagram for H_2 needs to be equal to the number of top row vertices in the diagram for H_1 . In particular, the number of vertices in the underlying graphs of H_1 and H_2 do *not* need to be the same.

Definition 6.13 (Tensor Product of Bilabelled Graphs). Let $[H_1]$ be the isomorphism class of the (k, l) -bilabelled graph $H_1 = (H_1, \mathbf{k}, \mathbf{l})$ and let $[H_2]$ be the isomorphism class of the (q, m) -bilabelled graph $H_2 = (H_2, \mathbf{q}, \mathbf{m})$.

Then we define the tensor product $[H_1] \otimes [H_2]$ to be the isomorphism class of the $(k + q, l + m)$ -bilabelled graph $(H_1 \cup H_2, \mathbf{kq}, \mathbf{lm})$ where \mathbf{kq} is the $(k + q)$ -length tuple obtained by concatenating \mathbf{k} and \mathbf{q} , and likewise for \mathbf{lm} .

Definition 6.14 (Involution of Bilabelled Graphs). Let $[H]$ be the isomorphism class of the (k, l) -bilabelled graph $H = (H, \mathbf{k}, \mathbf{l})$. Then we define the involution $[H^*]$ to be the isomorphism class of the (l, k) -bilabelled graph $(H, \mathbf{l}, \mathbf{k})$.

We can form a category for the bilabelled graphs, as follows:

Definition 6.15 (Category of Bilabelled Graphs). The category of all bilabelled graphs \mathcal{G} is the category whose objects are the non-negative integers $\mathbb{N}_{\geq 0} = \{0, 1, 2, \dots\}$, and, for any pair of objects k and l , the morphism space $\mathcal{G}(k, l) := \text{Hom}_{\mathcal{G}}(k, l)$ is defined to be the \mathbb{R} -linear span

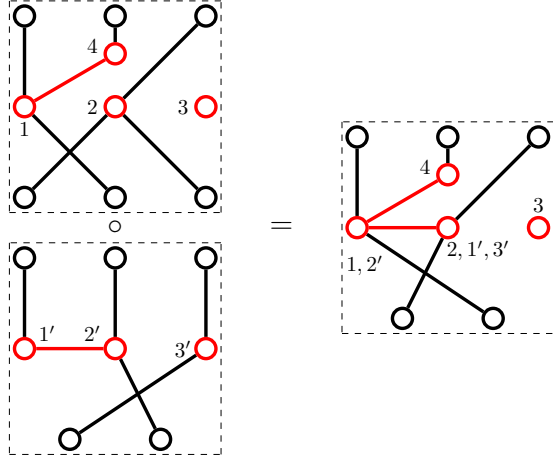


Figure 2. The composition $[\mathbf{H}_2] \circ [\mathbf{H}_1]$ of the $(2, 3)$ -bilabelled graph diagram $\mathbf{H}_1 = (H_1, (3', 2'), (1', 2', 3'))$ with the $(3, 3)$ -bilabelled graph diagram $\mathbf{H}_2 = (H_2, (2, 1, 2), (1, 4, 2))$, where H_1 is the graph having (relabelled) vertex set $[3']$ and edge set $\{(1', 2')\}$ and H_2 is the graph having vertex set $[4]$ and edge set $\{(1, 4)\}$. The vertices of the resulting bilabelled graph diagram on the RHS would be relabelled, for example, $\{1, 2'\}$ would be relabelled to 1, and, $\{2, 1', 3'\}$ would be relabelled to 2, to give the $(3, 3)$ -bilabelled graph diagram $\mathbf{H} = (H, (2, 1), (1, 4, 2))$, where H is the graph having vertex set $[4]$ and edge set $\{(1, 4), (1, 2)\}$.

of the set of all isomorphism classes of (k, l) -bilabelled graphs.

The vertical composition of morphisms is the composition of isomorphism classes of bilabelled graphs given in Definition 6.11, the tensor product of morphisms is the tensor product of isomorphism classes of bilabelled graphs given in Definition 6.13, and the unit object is 0.

Remark 6.16. It is easy to show that \mathcal{G} is a strict \mathbb{R} -linear monoidal category.

6.3. G -Homomorphism Matrices

Mančinska and Roberson established a relationship between the abstract and the concrete: namely, between isomorphism classes of (k, l) -bilabelled graphs and, for a fixed graph G having n vertices, matrices that are linear maps $(\mathbb{R}^n)^{\otimes k} \rightarrow (\mathbb{R}^n)^{\otimes l}$, which they termed G -homomorphism matrices. We express this relationship more formally in terms of functors and categories at the end of this section.

Definition 6.17 (G -Homomorphism Matrix). Suppose that G is a graph having n vertices, and let $[\mathbf{H}]$ be the isomorphism class of the (k, l) -bilabelled graph $\mathbf{H} := (H, \mathbf{k}, \mathbf{l})$.

Then we define the G -homomorphism matrix of $[\mathbf{H}]$ to be the $n^l \times n^k$ matrix that has (I, J) entry given by the number of graph homomorphisms from H to G such that \mathbf{l} is mapped to I and \mathbf{k} is mapped to J . We denote this matrix by $X_{\mathbf{H}}^G$.

Remark 6.18. Note that the G -homomorphism matrix $X_{\mathbf{H}}^G$ obtained is independent of the choice of class representative for $[\mathbf{H}]$, and that any such matrix must have only real entries, by definition.

We now describe some important examples of G -homomorphism matrices, where throughout, G is a graph having n vertices.

Example 6.19. If \mathbf{A} is the $(1, 1)$ -bilabelled graph $(K_2, (1), (2))$, where K_2 is the complete graph on two vertices, then $X_{\mathbf{A}}^G$ is the adjacency matrix A_G of G .

Example 6.20. If $\mathbf{M}^{k, l}$ is the (k, l) -bilabelled graph $(K_1, \mathbf{k} = (1, \dots, 1), \mathbf{l} = (1, \dots, 1))$, where K_1 is the complete graph on one vertex, then $X_{\mathbf{M}^{k, l}}^G$ is the spider matrix $M^{k, l}$ given in Definition 6.4.

Example 6.21. If \mathbf{S} is the $(2, 2)$ -bilabelled graph $(\overline{K}_2, (2, \dots, 1), (1, \dots, 2))$, where \overline{K}_2 is the edgeless graph on two vertices, then $X_{\mathbf{S}}^G$ is the swap map S given in Proposition 6.3.

Remark 6.22. Given Chassaniol's result and Example 6.20, the $(0, 1)$ -bilabelled graph $\mathbf{M}^{0, 1}$ and the $(2, 1)$ -bilabelled graph $\mathbf{M}^{2, 1}$, in particular, will be important in what follows.

For a fixed graph G having n vertices, we can form a category for the G -homomorphism matrices, as follows:

Definition 6.23 (Category of G -Homomorphism Matrices). For a given graph G having n vertices, the category of all G -homomorphism matrices, \mathcal{C}^G , is the category whose objects are the vector spaces $(\mathbb{R}^n)^{\otimes k}$, and, for any pair of objects $(\mathbb{R}^n)^{\otimes k}$ and $(\mathbb{R}^n)^{\otimes l}$, the morphism space $\text{Hom}_{\mathcal{C}^G}((\mathbb{R}^n)^{\otimes k}, (\mathbb{R}^n)^{\otimes l})$ is defined to be the \mathbb{R} -linear span of the set of all G -homomorphism matrices obtained from all isomorphism classes of (k, l) -bilabelled graphs.

The vertical composition of morphisms is given by the usual multiplication of matrices, the tensor product of morphisms is given by the usual Kronecker product of matrices, and the unit object is \mathbb{R} .

Remark 6.24. It is easy to show that \mathcal{C}^G is a strict \mathbb{R} -linear monoidal category.

Mančinska and Roberson showed that the operations given on isomorphism classes of bilabelled graphs \mathbf{H} correspond bijectively with the matrix operations on G -homomorphism matrices $X_{\mathbf{H}}^G$. This is stated more formally in the following three lemmas:

Lemma 6.25 (Mančinska and Roberson (2020), Lemma 3.21). Suppose that G is a graph having n vertices. Let $[\mathbf{H}_1]$ be the isomorphism class of the (k, l) -bilabelled graph $\mathbf{H}_1 = (H_1, \mathbf{k}, \mathbf{l})$, and let $[\mathbf{H}_2]$ be the isomorphism class of the (l, m) -bilabelled graph $\mathbf{H}_2 = (H_2, \mathbf{l}', \mathbf{m})$.

Then

$$X_{\mathbf{H}_2}^G X_{\mathbf{H}_1}^G = X_{\mathbf{H}_2 \circ \mathbf{H}_1}^G \quad (12)$$

Lemma 6.26 (Mančinska and Roberson (2020), Lemma 3.23). *Suppose that G is a graph having n vertices. Let $[\mathbf{H}_1]$ be the isomorphism class of the (k, l) -bilabelled graph $\mathbf{H}_1 = (H_1, \mathbf{k}, \mathbf{l})$, and let $[\mathbf{H}_2]$ be the isomorphism class of the (q, m) -bilabelled graph $\mathbf{H}_2 = (H_2, \mathbf{q}, \mathbf{m})$.*

Then

$$X_{\mathbf{H}_1}^G \otimes X_{\mathbf{H}_2}^G = X_{\mathbf{H}_1 \otimes \mathbf{H}_2}^G \quad (13)$$

Lemma 6.27 (Mančinska and Roberson (2020), Lemma 3.24). *Suppose that G is a graph having n vertices, and let $[\mathbf{H}]$ be the isomorphism class of the (k, l) -bilabelled graph $\mathbf{H} = (H, \mathbf{k}, \mathbf{l})$.*

Then

$$(X_{\mathbf{H}}^G)^* = X_{\mathbf{H}^*}^G \quad (14)$$

Consequently, we obtain the following theorem, expressed in terms of functors and categories.

Theorem 6.28. *Suppose that G is a graph having n vertices. Then there exists a full, strict \mathbb{R} -linear monoidal functor*

$$\mathcal{F}^G : \mathcal{G} \rightarrow \mathcal{C}^G \quad (15)$$

that is defined on the objects of \mathcal{G} by $\mathcal{F}^G(k) := (\mathbb{R}^n)^{\otimes k}$ and, for any objects k, l of \mathcal{G} , the map

$$\text{Hom}_{\mathcal{G}}(k, l) \rightarrow \text{Hom}_{\mathcal{C}^G}(\mathcal{F}^G(k), \mathcal{F}^G(l)) \quad (16)$$

is given by

$$[\mathbf{H}] \mapsto X_{\mathbf{H}}^G \quad (17)$$

for all isomorphism classes of (k, l) -bilabelled graphs.

Proof. See the Technical Appendix. \square

6.4. Main Result: A Spanning Set of Matrices for the Learnable, Linear $\text{Aut}(G)$ -Equivariant Layer Functions

Compare the following proposition with Chassaniol’s result, given in Theorem 6.6.

Proposition 6.29 (Mančinska and Roberson (2020), Theorem 8.4). *We have that*

$$\mathcal{G} = \langle [M^{0,1}], [M^{2,1}], [\mathbf{A}], [\mathbf{S}] \rangle_{\circ, \otimes, *} \quad (18)$$

where $M^{0,1}, M^{2,1}, \mathbf{A}, \mathbf{S}$ are the bilabelled graphs defined in Examples 6.19, 6.20, and 6.21, and the operations $\circ, \otimes, *$ on bilabelled graphs are those given in Definitions 6.11, 6.13 and 6.14, respectively.

We have come to the main result of this paper.

Theorem 6.30. *Suppose that G is a graph having n vertices. Then the vector space of all $\text{Aut}(G)$ -equivariant, linear maps between tensor power spaces of*

\mathbb{R}^n , $\text{Hom}_{\text{Aut}(G)}((\mathbb{R}^n)^{\otimes k}, (\mathbb{R}^n)^{\otimes l})$, when the standard basis of \mathbb{R}^n is chosen, is spanned by all G -homomorphism matrices $X_{\mathbf{H}}^G$ obtained from all isomorphism classes of (k, l) -bilabelled graphs.

Proof. The statement and proof of this theorem is adapted from (Mančinska & Roberson, 2020), Theorem 8.5.

We know, by Chassaniol, that

$$\mathcal{C}(\text{Aut}(G)) = \langle M^{0,1}, M^{2,1}, A_G, S \rangle_{+, \circ, \otimes, *} \quad (19)$$

By Examples 6.19, 6.20, and 6.21, we get that $\mathcal{C}(\text{Aut}(G))$ is equal to

$$\{X_{\mathbf{H}}^G \mid [\mathbf{H}] \in \langle [M^{0,1}], [M^{2,1}], [\mathbf{A}], [\mathbf{S}] \rangle_{+, \circ, \otimes, *}\} \quad (20)$$

and so, by Proposition 6.29, we have that

$$\mathcal{C}(\text{Aut}(G)) = \mathbb{R}\text{-span}\{X_{\mathbf{H}}^G \mid [\mathbf{H}] \in \mathcal{G}\} \quad (21)$$

Consequently, for any k, l , we get that

$$\mathcal{C}(\text{Aut}(G))(k, l) = \mathbb{R}\text{-span}\{X_{\mathbf{H}}^G \mid [\mathbf{H}] \in \mathcal{G}(k, l)\} \quad (22)$$

As the LHS of (22) is equivalent notation for $\text{Hom}_{\text{Aut}(G)}((\mathbb{R}^n)^{\otimes k}, (\mathbb{R}^n)^{\otimes l})$, we obtain our result. \square

Remark 6.31. In particular, Theorem 6.30 shows that $\mathcal{C}^G = \mathcal{C}(\text{Aut}(G))$, and that the objects of the category, $(\mathbb{R}^n)^{\otimes k}$, are actually representations of $\text{Aut}(G)$, as defined in Section 5.

Remark 6.32. It is very important to note the following. If H is a group that is isomorphic to the automorphism group of a graph G having n vertices, then the spanning set that we obtain for $\text{Hom}_H((\mathbb{R}^n)^{\otimes k}, (\mathbb{R}^n)^{\otimes l})$ using Theorem 6.30 depends not only on how the automorphism group is embedded in the symmetric group S_n (itself thought of as matrices in $GL(n)$ having chosen the standard basis of \mathbb{R}^n), which is given by how the vertices of the underlying graph G are labelled (up to all automorphisms), but also by what the edges are in G .

We show in the Technical Appendix, for example, that D_4 has three embeddings in S_4 , but that each embedding can be obtained separately from two graphs that are the complement of each other, both having the same labelling of the vertices, and all six instances (an embedding of D_4 coming from a graph with a certain labelling of its vertices) give rise to different, albeit related, bases of $\text{Hom}_{D_4}(\mathbb{R}^4, \mathbb{R}^4)$, that is, a basis for the specific embedding and labelled graph chosen.

Theorem 6.30 states that, by considering all isomorphism classes of (k, l) -bilabelled graphs, we can find a spanning set for $\text{Hom}_{\text{Aut}(G)}((\mathbb{R}^n)^{\otimes k}, (\mathbb{R}^n)^{\otimes l})$. However, by applying the following result, we can reduce the number of elements that appear in the spanning set by reducing the number of isomorphism classes that we need to consider.

Proposition 6.33. *Let \mathbf{H} be a (k, l) -bilabelled graph diagram whose underlying graph H contains a subset of free vertices that, whilst they may have edges amongst themselves, are entirely disconnected from any vertices that are in a connected component containing a non-free vertex.*

Then $X_{\mathbf{H}}^G$ is a scalar multiple of $X_{\mathbf{H}'}^G$, where \mathbf{H}' is the (k, l) -bilabelled graph diagram obtained from \mathbf{H} having the subset removed.

Proof. See the Technical Appendix. \square

We also have the following useful result:

Proposition 6.34 (Frobenius Duality). *Suppose that we use Theorem 6.30 to obtain a spanning set for $\text{Hom}_{\text{Aut}(G)}((\mathbb{R}^n)^{\otimes k}, (\mathbb{R}^n)^{\otimes l})$. Then we can immediately obtain a spanning set for $\text{Hom}_{\text{Aut}(G)}((\mathbb{R}^n)^{\otimes q}, (\mathbb{R}^n)^{\otimes m})$, for any $q, m \geq 0$ such that $q + m = k + l$.*

Proof. See the Technical Appendix. \square

Remark 6.35. In the Technical Appendix, we show that we can recover the diagram basis for $\text{Hom}_{S_n}((\mathbb{R}^n)^{\otimes k}, (\mathbb{R}^n)^{\otimes l})$ by looking at homomorphism matrices for the complement of the complete graph on n vertices, \overline{K}_n .

This result immediately implies that, for a graph G having n vertices, the spanning set of $\text{Hom}_{\text{Aut}(G)}((\mathbb{R}^n)^{\otimes k}, (\mathbb{R}^n)^{\otimes l})$, given in (22), automatically includes the image, under \mathcal{F}^G , of all set partitions of $[l + k]$ having at most n blocks in their equivalent (k, l) -bilabelled graph diagram form, since $\text{Aut}(G)$ is a subgroup of S_n .

Remark 6.36. We have provided a number of examples for how to calculate a spanning set of $\text{Hom}_{\text{Aut}(G)}((\mathbb{R}^n)^{\otimes k}, (\mathbb{R}^n)^{\otimes l})$ for different graphs G and for low order tensor powers of \mathbb{R}^n in the Technical Appendix.

Remark 6.37. We can adapt the characterisation for the case where the feature dimension of the layers is greater than one, and we can include bias terms in the layer functions themselves such that the equivariance property is maintained. See the Technical Appendix for more details.

Remark 6.38. We appreciate that there will be some technical challenges when implementing the neural networks that we have characterised given the current state of computer hardware. We discuss this in more detail in the Technical Appendix.

7. Related Work

As stated in the Introduction, our work has been heavily influenced by the paper of Mančinska and Roberson (2020), who proved that two graphs are quantum isomorphic if and only if they have the same number of graph homomorphisms

from any planar graph. They themselves built upon the work of Chassaniol (2019), who, by studying the quantum automorphism group of a graph, showed that a vertex-transitive graph has no quantum symmetries. These results are quantum adaptations of the work of Lovász (1967), who showed that two graphs are isomorphic if and only if they have the same number of graph homomorphisms from any graph.

The work by Zaheer et al. (2017), who constructed the first permutation equivariant neural network for learning from sets, instigated the search to find and classify the linear layer functions appearing in other group equivariant neural networks. Maron et al. (2019) classified the linear layer functions in permutation equivariant neural networks where the layers are some tensor power of \mathbb{R}^n by finding the orbit basis. Godfrey et al. (2023) determined that using the diagram basis instead is more beneficial for performing computations with the linear layer functions in such networks. Finzi et al. (2021) developed a numerical algorithm that enabled them to find a basis for the equivariant linear layer functions for the orthogonal group $O(n)$, the symplectic group $Sp(n)$, and the special orthogonal group $SO(n)$, for small values of n and for low order tensor power spaces of \mathbb{R}^n .

However, the approach taken in this paper to characterise all of the learnable, linear, equivariant layer functions in $\text{Hom}_{\text{Aut}(G)}((\mathbb{R}^n)^{\otimes k}, (\mathbb{R}^n)^{\otimes l})$ is closest in spirit to the one seen in the papers written by Pearce–Crump (2022; 2023a; 2023b). They used various sets of set partition diagrams to characterise all of the learnable, linear, equivariant layer functions in $\text{Hom}_G((\mathbb{R}^n)^{\otimes k}, (\mathbb{R}^n)^{\otimes l})$ when G is any of the following groups: the symmetric group S_n , the alternating group A_n , the orthogonal group $O(n)$, the symplectic group $Sp(n)$, and the special orthogonal group $SO(n)$.

8. Conclusion

We are the first to show how the combinatorics underlying bilabelled graphs provides the theoretical background for constructing neural networks that are equivariant to the automorphism group of a graph having n vertices when the layers are some tensor power of \mathbb{R}^n . We found the form of the learnable, linear, $\text{Aut}(G)$ -equivariant layer functions between such tensor power spaces in the standard basis of \mathbb{R}^n by finding a spanning set for the Hom -spaces in which these layer functions live. However, given that the number of isomorphism classes of (k, l) -bilabelled graphs increases exponentially, both as the number of vertices in the graph G increases and as k and l increase, resulting in the number of spanning set elements increasing exponentially, it would be useful to find further ways of reducing the number of isomorphism classes of (k, l) -bilabelled graphs that we need to consider. We leave this to future work.

Acknowledgements

The author would like to thank his PhD supervisor Professor William J. Knottenbelt for being generous with his time throughout the author’s period of research prior to the publication of this paper.

This work was funded by the Doctoral Scholarship for Applied Research which was awarded to the author under Imperial College London’s Department of Computing Applied Research scheme. This work will form part of the author’s PhD thesis at Imperial College London.

References

- Banica, T. and Speicher, R. Liberation of orthogonal Lie groups. *Advances in Mathematics*, 222(4):1461–1501, 2009. ISSN 0001-8708. URL <https://doi.org/10.1016/j.aim.2009.06.009>.
- Bollobas, B. *Modern Graph Theory*. Springer, 1998.
- Ceccherini-Silberstein, T., Scarabotti, F., and Tolli, F. *Representation Theory of the Symmetric Groups*. Cambridge University Press, 2010.
- Chassaniol, A. Study of quantum symmetries for vertex-transitive graphs using intertwiner spaces. arXiv:1904.00455, 2019.
- Cohen, T. and Welling, M. Group Equivariant Convolutional Networks. In Balcan, M. F. and Weinberger, K. Q. (eds.), *Proceedings of The 33rd International Conference on Machine Learning*, volume 48 of *Proceedings of Machine Learning Research*, pp. 2990–2999, New York, New York, USA, 20–22 Jun 2016. PMLR. URL <https://proceedings.mlr.press/v48/cohen16.html>.
- Finzi, M., Welling, M., and Wilson, A. G. G. A Practical Method for Constructing Equivariant Multilayer Perceptrons for Arbitrary Matrix Groups. In Meila, M. and Zhang, T. (eds.), *Proceedings of the 38th International Conference on Machine Learning*, volume 139 of *Proceedings of Machine Learning Research*, pp. 3318–3328. PMLR, 18–24 Jul 2021. URL <https://proceedings.mlr.press/v139/finzi21a.html>.
- Frucht, R. Herstellung von Graphen mit vorgegebener abstrakter Gruppe. *Compos. Math.*, 6:239–250, 1938. ISSN 0010-437X.
- Godfrey, C., Rawson, M. G., Brown, D., and Kvinge, H. Fast computation of permutation equivariant layers with the partition algebra. In *ICLR 2023 Workshop on Physics for Machine Learning*, 2023. URL <https://openreview.net/forum?id=VXwts-IZFi>.
- Goodman, R. and Wallach, N. R. *Symmetry, Representations and Invariants*. Springer, 2009.
- Gori, M., Monfardini, G., and Scarselli, F. A new model for learning in graph domains. In *Proceedings. 2005 IEEE International Joint Conference on Neural Networks, 2005.*, volume 2, pp. 729–734 vol. 2, 2005. doi: 10.1109/IJCNN.2005.1555942.
- Gromada, D. Group-theoretical graph categories. *J Algebr Comb*, 55:591–627, 2022. URL <https://doi.org/10.1007/s10801-021-01063-5>.
- Kipf, T. N. and Welling, M. Semi-supervised classification with graph convolutional networks. In *International Conference on Learning Representations*, 2017. URL <http://openreview.net/forum?id=SJU4ayYgl>.
- Kondor, R., Lin, Z., and Trivedi, S. Clebsch–Gordan Nets: a Fully Fourier Space Spherical Convolutional Neural Network. In Bengio, S., Wallach, H., Larochelle, H., Grauman, K., Cesa-Bianchi, N., and Garnett, R. (eds.), *Advances in Neural Information Processing Systems*, volume 31. Curran Associates, Inc., 2018. URL <https://proceedings.neurips.cc/paper/2018/file/a3fc981af450752046be179185ebc8b5-Paper.pdf>.
- Lim, L.-H. and Nelson, B. J. What is an equivariant neural network?, 2022. arXiv:2205.07362.
- Lovász, L. Operations with structures. *Acta Mathematica Academiae Scientiarum Hungarica*, 18:321–328, 1967. URL <https://doi.org/10.1007/BF02280291>.
- Mančinska, L. and Roberson, D. E. Quantum isomorphism is equivalent to equality of homomorphism counts from planar graphs. In *2020 IEEE 61st Annual Symposium on Foundations of Computer Science (FOCS)*, pp. 661–672, 2020. URL <https://doi.org/10.1109/FOCS46700.2020.00067>.
- Maron, H., Ben-Hamu, H., Shamir, N., and Lipman, Y. Invariant and Equivariant Graph Networks. In *International Conference on Learning Representations*, 2019. URL <https://openreview.net/forum?id=Syx72jC9tm>.
- Pearce-Crump, E. Connecting Permutation Equivariant Neural Networks and Partition Diagrams. arXiv:2212.08648, 2022.
- Pearce-Crump, E. Brauer’s Group Equivariant Neural Networks. In Krause, A., Brunskill, E., Cho, K., Engelhardt, B., Sabato, S., and Scarlett, J. (eds.), *Proceedings of the 40th International Conference on Machine Learning*, volume 202 of *Proceedings of Machine Learning Research*, pp. 27461–27482. PMLR, 23–29 Jul 2023a. URL <https://proceedings.mlr.press/v202/pearce-crump23a/pearce-crump23a.pdf>.

- Pearce-Crump, E. How Jellyfish Characterise Alternating Group Equivariant Neural Networks. In Krause, A., Brunschill, E., Cho, K., Engelhardt, B., Sabato, S., and Scarlett, J. (eds.), *Proceedings of the 40th International Conference on Machine Learning*, volume 202 of *Proceedings of Machine Learning Research*, pp. 27483–27495. PMLR, 23–29 Jul 2023b. URL <https://proceedings.mlr.press/v202/pearce-crump23b/pearce-crump23b.pdf>.
- Ravanbakhsh, S. Universal Equivariant Multilayer Perceptrons. In *Proceedings of the 37th International Conference on Machine Learning, ICML 2020, 13-18 July 2020, Virtual Event*, volume 119 of *Proceedings of Machine Learning Research*, pp. 7996–8006. PMLR, 2020. URL <http://proceedings.mlr.press/v119/ravanbakhsh20a.html>.
- Sagan, B. E. *The Symmetric Group: Representations, Combinatorial Algorithms, and Symmetric Functions*. Springer, 2000.
- Scarselli, F., Gori, M., Tsoi, A. C., Hagenbuchner, M., and Monfardini, G. The graph neural network model. *IEEE Transactions on Neural Networks*, 20(1):61–80, 2009. doi: 10.1109/TNN.2008.2005605.
- Segal, E. Group Representation Theory. Course Notes for Imperial College London, 2014.
- Velicković, P., Cucurull, G., Casanova, A., Romero, A., Liò, P., and Bengio, Y. Graph Attention Networks. In *International Conference on Learning Representations*, 2018. URL <https://openreview.net/forum?id=rJXMpikCZ>.
- Zaheer, M., Kottur, S., Ravanbakhsh, S., Póczos, B., Salakhutdinov, R. R., and Smola, A. J. Deep Sets. In Guyon, I., Luxburg, U. V., Bengio, S., Wallach, H., Fergus, R., Vishwanathan, S., and Garnett, R. (eds.), *Advances in Neural Information Processing Systems*, volume 30. Curran Associates, Inc., 2017. URL <https://proceedings.neurips.cc/paper/2017/file/f22e4747dalaa27e363d86d40ff442fe-Paper.pdf>.

A. Proofs

In order to prove Theorem 6.28, we first need to recall the definition of a strict \mathbb{R} -linear monoidal functor.

Definition A.1. Suppose that $(\mathcal{C}, \otimes_{\mathcal{C}}, \mathbb{1}_{\mathcal{C}})$ and $(\mathcal{D}, \otimes_{\mathcal{D}}, \mathbb{1}_{\mathcal{D}})$ are two strict \mathbb{R} -linear monoidal categories.

A strict \mathbb{R} -linear monoidal functor from \mathcal{C} to \mathcal{D} is a functor $\mathcal{F} : \mathcal{C} \rightarrow \mathcal{D}$ such that

1. for all objects X, Y in \mathcal{C} , $\mathcal{F}(X \otimes_{\mathcal{C}} Y) = \mathcal{F}(X) \otimes_{\mathcal{D}} \mathcal{F}(Y)$
2. for all morphisms f, g in \mathcal{C} , $\mathcal{F}(f \otimes_{\mathcal{C}} g) = \mathcal{F}(f) \otimes_{\mathcal{D}} \mathcal{F}(g)$
3. $\mathcal{F}(\mathbb{1}_{\mathcal{C}}) = \mathbb{1}_{\mathcal{D}}$, and
4. for all objects X, Y in \mathcal{C} , the map

$$\text{Hom}_{\mathcal{C}}(X, Y) \rightarrow \text{Hom}_{\mathcal{D}}(\mathcal{F}(X), \mathcal{F}(Y)) \quad (23)$$

given by $f \mapsto \mathcal{F}(f)$ is \mathbb{R} -linear.

Proof of Theorem 6.28. Let G be a graph having n vertices. We show each of the four conditions of Definition A.1 in turn.

1. Let k, l be any two objects in \mathcal{G} . Then

$$\mathcal{F}^G(k \otimes l) = \mathcal{F}^G(k + l) = (\mathbb{R}^n)^{\otimes k+l} = (\mathbb{R}^n)^{\otimes k} \otimes (\mathbb{R}^n)^{\otimes l} = \mathcal{F}^G(k) \otimes \mathcal{F}^G(l) \quad (24)$$

2. This is Lemma 6.26.
3. It is clear from the statement of the theorem that \mathcal{F}^G sends the unit object 0 in \mathcal{G} to \mathbb{R} , which is the unit object in \mathcal{C}^G .
4. This is immediate from the definition of a G -homomorphism matrix.

It is clear that the functor \mathcal{F}^G is full, once again by the definition of a G -homomorphism matrix. \square

Proof of Proposition 6.33. Suppose that $\mathbf{H} = (H, \mathbf{k}, \mathbf{l})$. Let H_2 be the subgraph consisting of the subset of free vertices (including the edges that are solely between these vertices) that are entirely disconnected from any vertices that are in a connected component containing a non-free vertex. Define H_1 to be the graph that is H without H_2 .

Then, by construction, H is a disjoint union of H_1 and H_2 , as graphs, and, if we define $\mathbf{H}_1 := (H_1, \mathbf{k}, \mathbf{l})$, then it is clear that

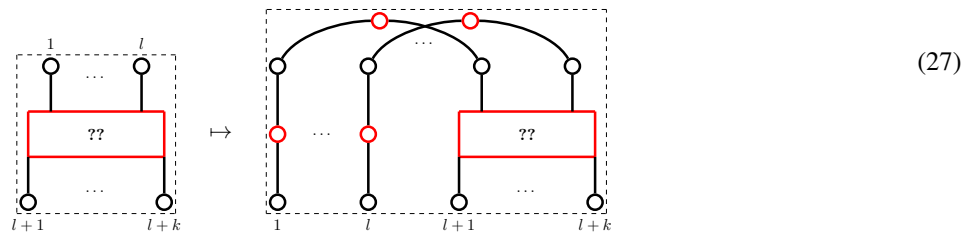
$$X_{\mathbf{H}}^G = c_{\mathbf{H}_2}^G X_{\mathbf{H}_1}^G \quad (25)$$

where $c_{\mathbf{H}_2}^G$ is a constant denoting the number of graph homomorphisms from H_2 to G , as required. \square

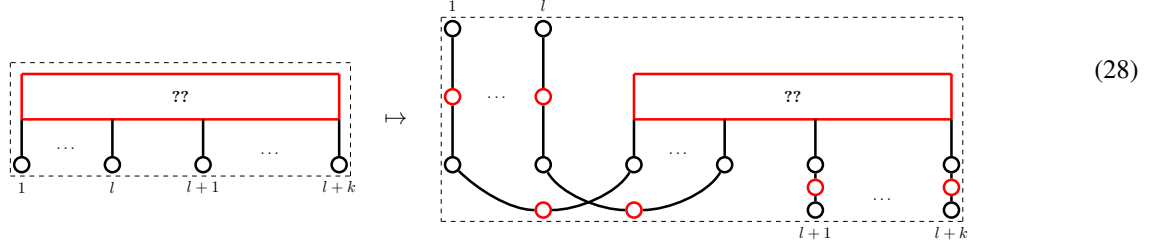
Proof of Proposition 6.34. Firstly, there is an \mathbb{R} -linear isomorphism

$$\text{Hom}_G(k, l) \rightarrow \text{Hom}_G(l + k, 0) \quad (26)$$

that is given on bilabelled graph diagrams by



with inverse given by



Similarly, for any graph G having n vertices, there is an \mathbb{R} -linear isomorphism

$$\text{Hom}_{\text{Aut}(G)}((\mathbb{R}^n)^{\otimes k}, (\mathbb{R}^n)^{\otimes l}) \rightarrow \text{Hom}_{\text{Aut}(G)}((\mathbb{R}^n)^{\otimes l+k}, \mathbb{R}) \quad (29)$$

that is given by

$$X_H^G \mapsto \mathcal{F}^G([MM_l]) \circ (Id^{\otimes k} \otimes X_H^G) \quad (30)$$

where Id is the $n \times n$ identity matrix, with inverse given by

$$X_H^G \mapsto (Id^{\otimes l} \otimes X_H^G) \circ (\mathcal{F}^G([UU_l]) \otimes Id^{\otimes k}) \quad (31)$$

Here, MM_l is the $(2l, 0)$ -bilabelled graph diagram



and UU_l is its involution, as defined in Definition 6.14.

Since, for any graph G having n vertices, the functor \mathcal{F}^G is strict monoidal, by Theorem 6.28, we get that the following diagram commutes:

$$\begin{array}{ccc} \text{Hom}_G(k, l) & \xrightarrow{\quad} & \text{Hom}_G(l+k, 0) \\ \downarrow & & \downarrow \\ \text{Hom}_{\text{Aut}(G)}((\mathbb{R}^n)^{\otimes k}, (\mathbb{R}^n)^{\otimes l}) & \xrightarrow{\quad} & \text{Hom}_{\text{Aut}(G)}((\mathbb{R}^n)^{\otimes l+k}, \mathbb{R}) \end{array} \quad (33)$$

Since \mathcal{F}^G gives a bijective correspondence between all isomorphism classes of bilabelled graphs and the spanning set elements for $\text{Hom}_{\text{Aut}(G)}$, as shown in Theorem 6.30, we can use the commuting square to obtain a spanning set for $\text{Hom}_{\text{Aut}(G)}((\mathbb{R}^n)^{\otimes k+l}, \mathbb{R})$ from the spanning set for $\text{Hom}_{\text{Aut}(G)}((\mathbb{R}^n)^{\otimes k}, (\mathbb{R}^n)^{\otimes l})$.

Now, fixing $q, m \geq 0$ such that $q + m = k + l$, we can run the arrows of the commuting square in reverse to obtain a spanning set for $\text{Hom}_{\text{Aut}(G)}((\mathbb{R}^n)^{\otimes q}, (\mathbb{R}^n)^{\otimes m})$, as required. \square

B. Recovery of the Characterisation of the Equivariant, Linear Maps for the Symmetric Group

We saw in Example 4.10 that the automorphism group of the complement of the complete graph, $\text{Aut}(\overline{K_n})$, is the symmetric group S_n .

As a result of applying Theorem 6.30 to this case, we can recover the diagram basis for $\text{Hom}_{S_n}((\mathbb{R}^n)^{\otimes k}, (\mathbb{R}^n)^{\otimes l})$, for any $k, l \geq 0$, that first appeared in (Godfrey et al., 2023).

To recover the diagram basis, we reduce the set of isomorphism classes of (k, l) -bilabelled graphs H that we need to consider in (22), as follows. Firstly, we only need to consider isomorphism classes of (k, l) -bilabelled graphs H whose underlying graphs H are edgeless, since if H has either some edge between two distinct vertices or a loop, then for there to

be a graph homomorphism from H to $\overline{K_n}$, the graph $\overline{K_n}$ would need to have an edge between two distinct vertices or a loop. Secondly, we only need to consider isomorphism classes of (k, l) -bilabelled graphs \mathbf{H} whose underlying graph H is edgeless, having at most n vertices, since the image under \mathcal{F}^G of any (k, l) -bilabelled graph whose underlying graph is edgeless having more than n vertices would correspond to a scalar multiple of the image of a (k, l) -bilabelled graph whose underlying graph is edgeless having at most n vertices. Thirdly, we only need to consider isomorphism classes of (k, l) -bilabelled graphs \mathbf{H} whose underlying graph H is edgeless having at most n vertices, where no vertex is left *free* in \mathbf{H} , that is, there is no red vertex in H that is not attached by a black line to some black vertex, by Proposition 6.33.

But this subset of isomorphism classes of (k, l) -bilabelled graphs is precisely the set of all partitions of $\{1, \dots, l + k\}$ having at most n blocks! By construction, the image of this subset under \mathcal{F}^G is a spanning set of $\text{Hom}_{S_n}((\mathbb{R}^n)^{\otimes k}, (\mathbb{R}^n)^{\otimes l})$, and by a dimension count, the image, in fact, forms a basis, which is precisely the diagram basis of (Godfrey et al., 2023).

C. Spanning Set Examples

Example C.1 (Diagram Basis for $\text{Hom}_{S_n}(\mathbb{R}^n, \mathbb{R}^n)$). Suppose we take the complement of the complete graph having n vertices, $\overline{K_n}$. There is only one possible way to label the vertices of this graph, up to all automorphisms:



Its automorphism group, $\text{Aut}(\overline{K_n})$, is the symmetric group S_n .

Since the power of each tensor power space is 1, by the arguments in Section B, it is enough to consider the isomorphism classes of $(1, 1)$ -bilabelled graphs \mathbf{H} whose underlying graph H is edgeless having at most n vertices, where no vertex is left free in \mathbf{H} . Because only at most two vertices cannot be left free for $(1, 1)$ -bilabelled graphs \mathbf{H} , we only need to consider isomorphism classes of $(1, 1)$ -bilabelled graphs \mathbf{H} whose underlying graph H is edgeless having at most two vertices.

This leads to two possibilities, namely $[\mathbf{H}_1]$ and $[\mathbf{H}_2]$, where $\mathbf{H}_1 = (K_1, (1), (1))$ and where $\mathbf{H}_2 = (\overline{K_2}, (1), (2))$. We present their corresponding diagrams in the left hand column of Figure 3. (Note, for example, that the bilabelled graph $(\overline{K_2}, (2), (1))$ is in the same isomorphism class as \mathbf{H}_2 .)

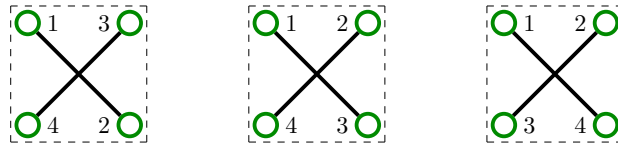
In the right hand column of Figure 3, we show the corresponding G -homomorphism matrices for the case where $G = \overline{K_4}$, that is, $n = 4$, with the case for general n being very similar. Here we have used Definition 6.17 to find the entries of each of the matrices.

To be clear, for general n , the (i, j) entry of $X_{\mathbf{H}_1}^{\overline{K_n}}$ (corresponding to the first $(1, 1)$ -bilabelled graph diagram), by the definition, is equal to the number of graph homomorphisms from K_1 to $\overline{K_n}$ such that 1 is mapped to i and 1 is mapped to j , which is $\delta_{i,j}$. By contrast, the (i, j) entry of $X_{\mathbf{H}_2}^{\overline{K_n}}$ (corresponding to the second $(1, 1)$ -bilabelled graph diagram), is equal to the number of graph homomorphisms from $\overline{K_2}$ to $\overline{K_n}$ such that 2 is mapped to i and 1 is mapped to j , which is 1 for all $i, j \in [n]$.

We have also shown, in the middle column, the equivalent set partition diagram that appears in (Pearce-Crump, 2022) to show how the $(1, 1)$ -bilabelled graph diagrams are related to set partition diagrams in this case.

Example C.2 (Basis for $\text{Hom}_{D_4}(\mathbb{R}^4, \mathbb{R}^4)$). In Example 4.12, we said that the automorphism group of two copies of the complete graph on two vertices, $\text{Aut}(2K_2)$, is isomorphic to the dihedral group D_4 of order 8.

There are three different ways to label the vertices of the graph $2K_2$, up to all automorphisms, namely:



We will refer to these graphs as A , B and C , respectively, throughout the rest of this example.

The automorphism group of each graph is isomorphic to D_4 , but each automorphism group is a different embedding of D_4 in S_4 . Said differently, while each automorphism group is isomorphic to D_4 , the elements in each automorphism group are not the same when thought of as elements of S_4 . Specifically, the group corresponding to the first diagram is $\langle (1423), (13)(24) \rangle$,

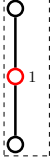

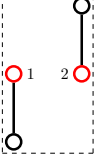

| (1, 1)–Bilabelled Graph Diagram H | Set Partition Diagram | Standard Basis Element $X_H^{K_4}$ |
|---|---|--|
|  |  | $\begin{matrix} & \begin{matrix} 1 & 2 & 3 & 4 \end{matrix} \\ \begin{matrix} 1 \\ 2 \\ 3 \\ 4 \end{matrix} & \begin{bmatrix} 1 & 0 & 0 & 0 \\ 0 & 1 & 0 & 0 \\ 0 & 0 & 1 & 0 \\ 0 & 0 & 0 & 1 \end{bmatrix} \end{matrix}$ |
|  |  | $\begin{matrix} & \begin{matrix} 1 & 2 & 3 & 4 \end{matrix} \\ \begin{matrix} 1 \\ 2 \\ 3 \\ 4 \end{matrix} & \begin{bmatrix} 1 & 1 & 1 & 1 \\ 1 & 1 & 1 & 1 \\ 1 & 1 & 1 & 1 \\ 1 & 1 & 1 & 1 \end{bmatrix} \end{matrix}$ |

Figure 3. We use Theorem 6.30 to obtain the diagram basis of $\text{Hom}_{S_4}(\mathbb{R}^4, \mathbb{R}^4)$ from all of the isomorphism classes of (1, 1)–bilabelled graphs.

whereas the second is $\langle (1432), (12)(34) \rangle$, and the third is $\langle (1342), (12)(34) \rangle$.

Consequently, when finding a spanning set for $\text{Hom}_{D_4}(\mathbb{R}^4, \mathbb{R}^4)$, we need to consider which embedding of D_4 in S_4 we are referring to, or, more simply, which labels we have used for the graph $2K_2$. As a result, we will obtain a spanning set (which we will show is actually a basis) for $\text{Hom}_{D_4}(\mathbb{R}^4, \mathbb{R}^4)$, one for each embedding of D_4 in S_4 . Note that these spanning sets, whilst different, will all be isomorphic under a change of basis for \mathbb{R}^4 , which is a result of the automorphism groups all being isomorphic.

We present the bases for each instance of $2K_2$ in Figure 4.

We focus on finding the basis for the automorphism group of the graph A , with the approach for the other graphs being similar.

Firstly, we know that all set partitions of $[l + k] = \{1, 2\}$ having at most $n = 4$ blocks, expressed in their equivalent form as a (1, 1)–bilabelled graph diagram, will be in the spanning set for $\text{Hom}_{D_4}(\mathbb{R}^4, \mathbb{R}^4)$, because $k = l = 1$ and D_4 is a subgroup of S_4 , meaning that $\text{Hom}_{S_4}(\mathbb{R}^4, \mathbb{R}^4) \subseteq \text{Hom}_{D_4}(\mathbb{R}^4, \mathbb{R}^4)$.

Consequently, the A -homomorphism matrices corresponding to the (1, 1)–bilabelled graph diagrams

$$A_0 = \begin{array}{c} \begin{array}{|c|} \hline \circ \\ \hline \end{array} \\ \begin{array}{|c|} \hline \circ \\ \hline \end{array} \end{array} \quad \text{and} \quad B_0 = \begin{array}{c} \begin{array}{|c|} \hline \circ \\ \hline \end{array} \\ \begin{array}{|c|} \hline \circ \\ \hline \end{array} \end{array} \quad (34)$$

appear in the spanning set for $\text{Hom}_{D_4}(\mathbb{R}^4, \mathbb{R}^4)$, which are

$$\begin{matrix} & \begin{matrix} 1 & 2 & 3 & 4 \end{matrix} \\ \begin{matrix} 1 \\ 2 \\ 3 \\ 4 \end{matrix} & \begin{bmatrix} 1 & 0 & 0 & 0 \\ 0 & 1 & 0 & 0 \\ 0 & 0 & 1 & 0 \\ 0 & 0 & 0 & 1 \end{bmatrix} \end{matrix} \quad \text{and} \quad \begin{matrix} & \begin{matrix} 1 & 2 & 3 & 4 \end{matrix} \\ \begin{matrix} 1 \\ 2 \\ 3 \\ 4 \end{matrix} & \begin{bmatrix} 1 & 1 & 1 & 1 \\ 1 & 1 & 1 & 1 \\ 1 & 1 & 1 & 1 \\ 1 & 1 & 1 & 1 \end{bmatrix} \end{matrix} \quad (35)$$

respectively.

Next, we try to add in a red edge to those (1, 1)–bilabelled graph diagrams that we have already found, adding in an extra red vertex if necessary.

| (1, 1)–Bilabelled Graph Diagram H | Standard Basis Element X_H^A | Standard Basis Element X_H^B | Standard Basis Element X_H^C |
|-------------------------------------|--|--|--|
| | $\begin{matrix} & 1 & 2 & 3 & 4 \\ \begin{matrix} 1 \\ 2 \\ 3 \\ 4 \end{matrix} & \begin{bmatrix} 1 & 0 & 0 & 0 \\ 0 & 1 & 0 & 0 \\ 0 & 0 & 1 & 0 \\ 0 & 0 & 0 & 1 \end{bmatrix} \end{matrix}$ | $\begin{matrix} & 1 & 2 & 3 & 4 \\ \begin{matrix} 1 \\ 2 \\ 3 \\ 4 \end{matrix} & \begin{bmatrix} 1 & 0 & 0 & 0 \\ 0 & 1 & 0 & 0 \\ 0 & 0 & 1 & 0 \\ 0 & 0 & 0 & 1 \end{bmatrix} \end{matrix}$ | $\begin{matrix} & 1 & 2 & 3 & 4 \\ \begin{matrix} 1 \\ 2 \\ 3 \\ 4 \end{matrix} & \begin{bmatrix} 1 & 0 & 0 & 0 \\ 0 & 1 & 0 & 0 \\ 0 & 0 & 1 & 0 \\ 0 & 0 & 0 & 1 \end{bmatrix} \end{matrix}$ |
| | $\begin{matrix} & 1 & 2 & 3 & 4 \\ \begin{matrix} 1 \\ 2 \\ 3 \\ 4 \end{matrix} & \begin{bmatrix} 1 & 1 & 1 & 1 \\ 1 & 1 & 1 & 1 \\ 1 & 1 & 1 & 1 \\ 1 & 1 & 1 & 1 \end{bmatrix} \end{matrix}$ | $\begin{matrix} & 1 & 2 & 3 & 4 \\ \begin{matrix} 1 \\ 2 \\ 3 \\ 4 \end{matrix} & \begin{bmatrix} 1 & 1 & 1 & 1 \\ 1 & 1 & 1 & 1 \\ 1 & 1 & 1 & 1 \\ 1 & 1 & 1 & 1 \end{bmatrix} \end{matrix}$ | $\begin{matrix} & 1 & 2 & 3 & 4 \\ \begin{matrix} 1 \\ 2 \\ 3 \\ 4 \end{matrix} & \begin{bmatrix} 1 & 1 & 1 & 1 \\ 1 & 1 & 1 & 1 \\ 1 & 1 & 1 & 1 \\ 1 & 1 & 1 & 1 \end{bmatrix} \end{matrix}$ |
| | $\begin{matrix} & 1 & 2 & 3 & 4 \\ \begin{matrix} 1 \\ 2 \\ 3 \\ 4 \end{matrix} & \begin{bmatrix} 0 & 1 & 0 & 0 \\ 1 & 0 & 0 & 0 \\ 0 & 0 & 0 & 1 \\ 0 & 0 & 1 & 0 \end{bmatrix} \end{matrix}$ | $\begin{matrix} & 1 & 2 & 3 & 4 \\ \begin{matrix} 1 \\ 2 \\ 3 \\ 4 \end{matrix} & \begin{bmatrix} 0 & 0 & 1 & 0 \\ 0 & 0 & 0 & 1 \\ 1 & 0 & 0 & 0 \\ 0 & 1 & 0 & 0 \end{bmatrix} \end{matrix}$ | $\begin{matrix} & 1 & 2 & 3 & 4 \\ \begin{matrix} 1 \\ 2 \\ 3 \\ 4 \end{matrix} & \begin{bmatrix} 0 & 0 & 0 & 1 \\ 0 & 0 & 1 & 0 \\ 0 & 1 & 0 & 0 \\ 1 & 0 & 0 & 0 \end{bmatrix} \end{matrix}$ |

Figure 4. Depending on how D_4 is embedded as a subgroup of S_4 , we obtain a basis of $\text{Hom}_{D_4}(\mathbb{R}^4, \mathbb{R}^4)$, where here D_4 refers to the specific embedding in S_4 that is obtained from the different labellings of the vertices of $2K_2$, considered up to all automorphisms.

We obtain the following (1, 1)–bilabelled graph diagrams

$$A_1 = \begin{matrix} & 1 & 2 \\ \begin{matrix} 1 \\ 2 \\ 3 \\ 4 \end{matrix} & \begin{bmatrix} 1 & 0 & 0 & 0 \\ 0 & 1 & 0 & 0 \\ 0 & 0 & 1 & 0 \\ 0 & 0 & 0 & 1 \end{bmatrix} \end{matrix}; B_{1,1} = \begin{matrix} & 1 & 2 & 3 \\ \begin{matrix} 1 \\ 2 \\ 3 \\ 4 \end{matrix} & \begin{bmatrix} 1 & 1 & 1 & 1 \\ 1 & 1 & 1 & 1 \\ 1 & 1 & 1 & 1 \\ 1 & 1 & 1 & 1 \end{bmatrix} \end{matrix}; B_{1,2} = \begin{matrix} & 1 & 2 & 3 \\ \begin{matrix} 1 \\ 2 \\ 3 \\ 4 \end{matrix} & \begin{bmatrix} 1 & 1 & 1 & 1 \\ 1 & 1 & 1 & 1 \\ 1 & 1 & 1 & 1 \\ 1 & 1 & 1 & 1 \end{bmatrix} \end{matrix} \text{ and } B_{1,3} = \begin{matrix} & 1 & 2 \\ \begin{matrix} 1 \\ 2 \\ 3 \\ 4 \end{matrix} & \begin{bmatrix} 1 & 0 & 0 & 0 \\ 0 & 1 & 0 & 0 \\ 0 & 0 & 1 & 0 \\ 0 & 0 & 0 & 1 \end{bmatrix} \end{matrix} \quad (36)$$

which correspond to the A -homomorphism matrices

$$\begin{matrix} & 1 & 2 & 3 & 4 \\ \begin{matrix} 1 \\ 2 \\ 3 \\ 4 \end{matrix} & \begin{bmatrix} 1 & 0 & 0 & 0 \\ 0 & 1 & 0 & 0 \\ 0 & 0 & 1 & 0 \\ 0 & 0 & 0 & 1 \end{bmatrix} \end{matrix}, \begin{matrix} & 1 & 2 & 3 & 4 \\ \begin{matrix} 1 \\ 2 \\ 3 \\ 4 \end{matrix} & \begin{bmatrix} 1 & 1 & 1 & 1 \\ 1 & 1 & 1 & 1 \\ 1 & 1 & 1 & 1 \\ 1 & 1 & 1 & 1 \end{bmatrix} \end{matrix}, \begin{matrix} & 1 & 2 & 3 & 4 \\ \begin{matrix} 1 \\ 2 \\ 3 \\ 4 \end{matrix} & \begin{bmatrix} 1 & 1 & 1 & 1 \\ 1 & 1 & 1 & 1 \\ 1 & 1 & 1 & 1 \\ 1 & 1 & 1 & 1 \end{bmatrix} \end{matrix} \text{ and } \begin{matrix} & 1 & 2 & 3 & 4 \\ \begin{matrix} 1 \\ 2 \\ 3 \\ 4 \end{matrix} & \begin{bmatrix} 0 & 1 & 0 & 0 \\ 1 & 0 & 0 & 0 \\ 0 & 0 & 0 & 1 \\ 0 & 0 & 1 & 0 \end{bmatrix} \end{matrix} \quad (37)$$

Clearly, only the last matrix needs to be added to the spanning set for $\text{Hom}_{D_4}(\mathbb{R}^4, \mathbb{R}^4)$ since the others already appear in it.

We could have seen in advance that, for the graph A , adding a new vertex and an edge “to the outside”, as seen in A_1 , $B_{1,1}$ and $B_{1,2}$, would not have generated a new matrix for the spanning set because every vertex in A is incident to exactly one edge, making it possible to send the newly added outside vertex to a vertex in A without changing the number of graph homomorphisms that defines each (I, J) entry of the A -homomorphism matrix corresponding to the (1, 1)–bilabelled graph diagram before the modification was made (those given in (34)).

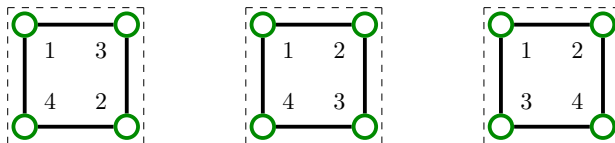
We try again to add in another red edge to the (1, 1)–bilabelled graph diagrams that we have already found, adding in an extra red vertex if necessary.

However, as red edges can only map to the edge (1, 2) or the edge (3, 4) in A , the only valid matrices that we can obtain going forward are either scalar multiples of the first and the fourth matrices in (37), or the zero matrix; which matrix we obtain depends on the smallest possible path between the two red vertices that the black vertices are connected to.

Consequently, we have found a spanning set of $\text{Hom}_{D_4}(\mathbb{R}^4, \mathbb{R}^4)$, for $D_4 = \text{Aut}(A) = \langle (1423), (12)(34) \rangle$, as a subgroup of S_4 .

However, for this example, each spanning set corresponding to an instance of $2K_2$ happens to be a basis of $\text{Hom}_{D_4}(\mathbb{R}^4, \mathbb{R}^4)$. Indeed, for each instance of $2K_2$, the subset consisting of the first two matrices in each column in Figure 4 is a basis for $\text{Hom}_{S_4}(\mathbb{R}^4, \mathbb{R}^4)$, by Example C.1, and since D_4 is a proper subgroup of S_4 and the spanning set for $\text{Hom}_{D_4}(\mathbb{R}^4, \mathbb{R}^4)$ includes one further matrix, this implies that it must be a basis.

Note further, by Example 4.11, that we could have used the cycle graph C_4 to obtain automorphism groups that are isomorphic to D_4 . In fact, if we label the cycle graphs as follows, we obtain



which are the complements of the three instances A, B, C of $2K_2$. This is clear since $C_4 = \overline{2K_2}$. In fact, in this case, we actually have that $\text{Aut}(C_4) = \text{Aut}(2K_2)$, considered as subgroups of S_4 , for each of the three possible labellings of the vertices.

However, the basis of $\text{Hom}_{D_4}(\mathbb{R}^4, \mathbb{R}^4)$ for each version of D_4 coming from the three instances $\overline{A}, \overline{B}, \overline{C}$ of C_4 is different, but related, to each of those for the three instances A, B, C of $2K_2$. We present these bases in Figure 5. Notice that only the matrix corresponding to the third $(1, 1)$ -bilabelled graph diagram $B_{1,3}$ has changed, so even though the embeddings of D_4 in S_4 are the same for a given labelling of the vertices, how those vertices are connected (resulting in either the square C_4 or its complement $2K_2$) affects the basis that we obtain for $\text{Hom}_{D_4}(\mathbb{R}^4, \mathbb{R}^4)$. In fact, it is clear that, for each of $G = A, B, C$, we have that

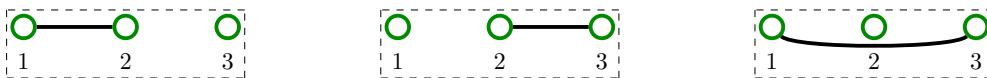
$$X_{B_{1.3}}^{\overline{G}} = J - I - X_{B_{1.3}}^G \quad (38)$$

where J is the all ones matrix, and I is the identity matrix. By Example 6.19, we see that this is, in fact, the equation

$$A_{\overline{G}} = J - I - A_G \quad (39)$$

which describes the commonly known result of how to obtain the adjacency matrix of the complement of a graph G from the adjacency matrix of the original graph G !

Example C.3 (Spanning Set for $\text{Hom}_{S_2}(\mathbb{R}^3, \mathbb{R}^3)$). It is clear that, for a graph G having $n = 3$ vertices such that its automorphism group is S_2 , there are three different ways to label the vertices of the graph, up to all automorphisms, namely:



We will refer to these graphs as A , B and C , respectively, throughout the rest of this example.

We focus on graph A , with the approach for the other graphs being similar. In this case, $S_2 = \text{Aut}(A) = \{id, (12)\}$ as a subgroup of S_3 .

Firstly, we know that all set partitions of $[l+k] = \{1, 2\}$ having at most $n = 3$ blocks, expressed in their equivalent form as a $(1, 1)$ -bilabelled graph diagram, will be in the spanning set for $\text{Hom}_{S_2}(\mathbb{R}^3, \mathbb{R}^3)$, because $k = l = 1$ and S_2 is a subgroup of S_3 , meaning that $\text{Hom}_{S_3}(\mathbb{R}^3, \mathbb{R}^3) \subseteq \text{Hom}_{S_2}(\mathbb{R}^3, \mathbb{R}^3)$.

Consequently, the A -homomorphism matrices corresponding to the $(1, 1)$ -bilabelled graph diagrams

$$A_0 = \begin{array}{c} \circ \\ | \\ \bullet_1 \\ | \\ \circ \end{array} \text{ and } B_0 = \begin{array}{cc} & \circ \\ | & \\ \bullet_1 & \bullet_2 \\ | & \\ \circ & \end{array} \quad (40)$$

| (1, 1)–Bilabelled Graph Diagram H | Standard Basis Element X_H^A | Standard Basis Element X_H^B | Standard Basis Element X_H^C |
|-------------------------------------|--|--|--|
| | $\begin{matrix} & 1 & 2 & 3 & 4 \\ \begin{matrix} 1 \\ 2 \\ 3 \\ 4 \end{matrix} & \begin{bmatrix} 1 & 0 & 0 & 0 \\ 0 & 1 & 0 & 0 \\ 0 & 0 & 1 & 0 \\ 0 & 0 & 0 & 1 \end{bmatrix} \end{matrix}$ | $\begin{matrix} & 1 & 2 & 3 & 4 \\ \begin{matrix} 1 \\ 2 \\ 3 \\ 4 \end{matrix} & \begin{bmatrix} 1 & 0 & 0 & 0 \\ 0 & 1 & 0 & 0 \\ 0 & 0 & 1 & 0 \\ 0 & 0 & 0 & 1 \end{bmatrix} \end{matrix}$ | $\begin{matrix} & 1 & 2 & 3 & 4 \\ \begin{matrix} 1 \\ 2 \\ 3 \\ 4 \end{matrix} & \begin{bmatrix} 1 & 0 & 0 & 0 \\ 0 & 1 & 0 & 0 \\ 0 & 0 & 1 & 0 \\ 0 & 0 & 0 & 1 \end{bmatrix} \end{matrix}$ |
| | $\begin{matrix} & 1 & 2 & 3 & 4 \\ \begin{matrix} 1 \\ 2 \\ 3 \\ 4 \end{matrix} & \begin{bmatrix} 1 & 1 & 1 & 1 \\ 1 & 1 & 1 & 1 \\ 1 & 1 & 1 & 1 \\ 1 & 1 & 1 & 1 \end{bmatrix} \end{matrix}$ | $\begin{matrix} & 1 & 2 & 3 & 4 \\ \begin{matrix} 1 \\ 2 \\ 3 \\ 4 \end{matrix} & \begin{bmatrix} 1 & 1 & 1 & 1 \\ 1 & 1 & 1 & 1 \\ 1 & 1 & 1 & 1 \\ 1 & 1 & 1 & 1 \end{bmatrix} \end{matrix}$ | $\begin{matrix} & 1 & 2 & 3 & 4 \\ \begin{matrix} 1 \\ 2 \\ 3 \\ 4 \end{matrix} & \begin{bmatrix} 1 & 1 & 1 & 1 \\ 1 & 1 & 1 & 1 \\ 1 & 1 & 1 & 1 \\ 1 & 1 & 1 & 1 \end{bmatrix} \end{matrix}$ |
| | $\begin{matrix} & 1 & 2 & 3 & 4 \\ \begin{matrix} 1 \\ 2 \\ 3 \\ 4 \end{matrix} & \begin{bmatrix} 0 & 0 & 1 & 1 \\ 0 & 0 & 1 & 1 \\ 1 & 1 & 0 & 0 \\ 1 & 1 & 0 & 0 \end{bmatrix} \end{matrix}$ | $\begin{matrix} & 1 & 2 & 3 & 4 \\ \begin{matrix} 1 \\ 2 \\ 3 \\ 4 \end{matrix} & \begin{bmatrix} 0 & 1 & 0 & 1 \\ 1 & 0 & 1 & 0 \\ 0 & 1 & 0 & 1 \\ 1 & 0 & 1 & 0 \end{bmatrix} \end{matrix}$ | $\begin{matrix} & 1 & 2 & 3 & 4 \\ \begin{matrix} 1 \\ 2 \\ 3 \\ 4 \end{matrix} & \begin{bmatrix} 0 & 1 & 1 & 0 \\ 1 & 0 & 0 & 1 \\ 1 & 0 & 0 & 1 \\ 0 & 1 & 1 & 0 \end{bmatrix} \end{matrix}$ |

Figure 5. Choosing the cycle graph C_4 instead to obtain an embedding of D_4 inside S_4 , we obtain a basis of $\text{Hom}_{D_4}(\mathbb{R}^4, \mathbb{R}^4)$, one for each possible labelling of the vertices of C_4 , that is related to the basis obtained from the complement graph, $2K_2$.

appear in the spanning set for $\text{Hom}_{S_2}(\mathbb{R}^3, \mathbb{R}^3)$, which are

$$\begin{matrix} & 1 & 2 & 3 \\ \begin{matrix} 1 \\ 2 \\ 3 \end{matrix} & \begin{bmatrix} 1 & 0 & 0 \\ 0 & 1 & 0 \\ 0 & 0 & 1 \end{bmatrix} \end{matrix} \text{ and } \begin{matrix} & 1 & 2 & 3 \\ \begin{matrix} 1 \\ 2 \\ 3 \end{matrix} & \begin{bmatrix} 1 & 1 & 1 \\ 1 & 1 & 1 \\ 1 & 1 & 1 \end{bmatrix} \end{matrix} \quad (41)$$

respectively.

Next, we try to add in a red edge to those (1, 1)–bilabelled graph diagrams that we have already found, adding in an extra red vertex if necessary.

We obtain the following (1, 1)–bilabelled graph diagrams

$$A_1 = \begin{matrix} & 1 & 2 \\ \begin{matrix} 1 \\ 2 \end{matrix} & \begin{bmatrix} 1 & 1 \\ 1 & 1 \end{bmatrix} \end{matrix}; B_{1,1} = \begin{matrix} & 1 & 2 & 3 \\ \begin{matrix} 1 \\ 2 \\ 3 \end{matrix} & \begin{bmatrix} 1 & 1 & 1 \\ 1 & 1 & 1 \\ 1 & 1 & 1 \end{bmatrix} \end{matrix}; B_{1,2} = \begin{matrix} & 1 & 2 & 3 \\ \begin{matrix} 1 \\ 2 \\ 3 \end{matrix} & \begin{bmatrix} 1 & 1 & 1 \\ 1 & 1 & 1 \\ 1 & 1 & 1 \end{bmatrix} \end{matrix} \text{ and } B_{1,3} = \begin{matrix} & 1 & 2 \\ \begin{matrix} 1 \\ 2 \end{matrix} & \begin{bmatrix} 1 & 1 \\ 1 & 1 \end{bmatrix} \end{matrix} \quad (42)$$

which correspond to the A -homomorphism matrices

$$\begin{matrix} & 1 & 2 & 3 \\ \begin{matrix} 1 \\ 2 \\ 3 \end{matrix} & \begin{bmatrix} 1 & 0 & 0 \\ 0 & 1 & 0 \\ 0 & 0 & 0 \end{bmatrix} \end{matrix}, \begin{matrix} & 1 & 2 & 3 \\ \begin{matrix} 1 \\ 2 \\ 3 \end{matrix} & \begin{bmatrix} 1 & 1 & 1 \\ 1 & 1 & 1 \\ 0 & 0 & 0 \end{bmatrix} \end{matrix}, \begin{matrix} & 1 & 2 & 3 \\ \begin{matrix} 1 \\ 2 \\ 3 \end{matrix} & \begin{bmatrix} 1 & 1 & 0 \\ 1 & 1 & 0 \\ 1 & 1 & 0 \end{bmatrix} \end{matrix} \text{ and } \begin{matrix} & 1 & 2 & 3 \\ \begin{matrix} 1 \\ 2 \\ 3 \end{matrix} & \begin{bmatrix} 0 & 1 & 0 \\ 1 & 0 & 0 \\ 0 & 0 & 0 \end{bmatrix} \end{matrix} \quad (43)$$

Unlike with Example C.2 for D_4 , all four matrices in (43) need to be added to the spanning set for $\text{Hom}_{S_2}(\mathbb{R}^3, \mathbb{R}^3)$. Indeed, the matrices are new because not every vertex in A is incident to exactly one edge: in particular, vertex 3 in A is not incident to any edge. The contrast in outcomes shows how important it is to take into account the specific graph G (here, labelled A) when finding the spanning set!

$$B_2 = \begin{array}{c} \text{---} 4 \text{---} 1 \text{---} \\ | \\ \text{---} 2 \text{---} 3 \text{---} \end{array} \quad (44)$$
$$\begin{matrix} & \textcolor{blue}{1} & \textcolor{blue}{2} & \textcolor{blue}{3} \\ \textcolor{blue}{1} & \left[\begin{matrix} 1 & 1 & 0 \end{matrix} \right] \\ \textcolor{blue}{2} & \left[\begin{matrix} 1 & 1 & 0 \end{matrix} \right] \\ \textcolor{blue}{3} & \left[\begin{matrix} 0 & 0 & 0 \end{matrix} \right] \end{matrix} \quad (45)$$

Otherwise, as red edges can only map to the edge $(1, 2)$ in A , the only valid matrices that we can obtain going forward are either scalar multiples of the matrices given in (43) and (45), or the zero matrix; as before, which matrix we obtain depends on the smallest possible path between the two red vertices that the black vertices are connected to.

We can find the elements of the spanning set for $\text{Hom}_{S_2}(\mathbb{R}^3, \mathbb{R}^3)$ for the other two embeddings of S_2 in S_3 , given by $\text{Aut}(B)$ and $\text{Aut}(C)$. For $\text{Aut}(B)$, we perform the permutation (13) on each index of the rows and columns of the spanning set matrices found for $\text{Aut}(A)$, and for $\text{Aut}(C)$, we perform the permutation (23) instead.

Recall that, in this case, $S_2 = \text{Aut}(A) = \{id, (12)\}$, as a subgroup of S_3 . We use the same method that we saw in Example C.3.

Consequently, the A -homomorphism matrices corresponding to the $(2, 1)$ -bilabelled graph diagrams

$$A_0 = \text{[Diagram: A root node connected to two leaf nodes]}; B_0 = \text{[Diagram: Two separate vertical edges]}; C_0 = \text{[Diagram: Two separate vertical edges]}; D_0 = \text{[Diagram: A root node connected to one leaf node and one separate vertical edge]} \text{ and } E_0 = \text{[Diagram: Three separate vertical edges]} \quad (46)$$

Next, we try to add in a red edge to those $(2, 1)$ -bilabelled graph diagrams that we have already found, adding in an extra red vertex if necessary. We can split these into two types of diagrams: those where we take the diagrams given in (46) and add an edge between two existing red vertices, and those where a new red vertex is added to the diagrams given in (46) and is incident to the new red edge. We need to consider the second type of bilabelled graph diagrams because the vertex 3 in A is not incident to any edge, and so these diagrams will correspond to A -homomorphism matrices that are not scalar multiples of those that are already in the spanning set (unlike with D_4 , for example, where every vertex is incident to the same number of edges).

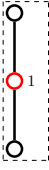
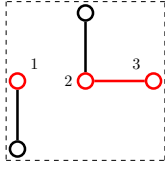
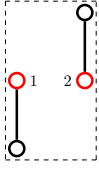
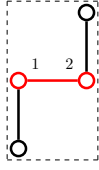
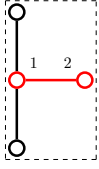
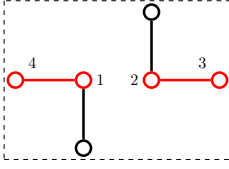
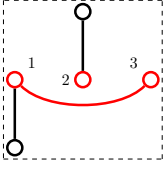
| (1, 1)–Bilabelled Graph Diagram H | Spanning Set Element X_H^A | (1, 1)–Bilabelled Graph Diagram H | Spanning Set Element X_H^A |
|--|--|--|--|
|  | $\begin{matrix} & 1 & 2 & 3 \\ \begin{matrix} 1 \\ 2 \\ 3 \end{matrix} & \begin{bmatrix} 1 & 0 & 0 \\ 0 & 1 & 0 \\ 0 & 0 & 1 \end{bmatrix} \end{matrix}$ |  | $\begin{matrix} & 1 & 2 & 3 \\ \begin{matrix} 1 \\ 2 \\ 3 \end{matrix} & \begin{bmatrix} 1 & 1 & 1 \\ 1 & 1 & 1 \\ 0 & 0 & 0 \end{bmatrix} \end{matrix}$ |
|  | $\begin{matrix} & 1 & 2 & 3 \\ \begin{matrix} 1 \\ 2 \\ 3 \end{matrix} & \begin{bmatrix} 1 & 1 & 1 \\ 1 & 1 & 1 \\ 1 & 1 & 1 \end{bmatrix} \end{matrix}$ |  | $\begin{matrix} & 1 & 2 & 3 \\ \begin{matrix} 1 \\ 2 \\ 3 \end{matrix} & \begin{bmatrix} 0 & 1 & 0 \\ 1 & 0 & 0 \\ 0 & 0 & 0 \end{bmatrix} \end{matrix}$ |
|  | $\begin{matrix} & 1 & 2 & 3 \\ \begin{matrix} 1 \\ 2 \\ 3 \end{matrix} & \begin{bmatrix} 1 & 0 & 0 \\ 0 & 1 & 0 \\ 0 & 0 & 0 \end{bmatrix} \end{matrix}$ |  | $\begin{matrix} & 1 & 2 & 3 \\ \begin{matrix} 1 \\ 2 \\ 3 \end{matrix} & \begin{bmatrix} 1 & 1 & 0 \\ 1 & 1 & 0 \\ 0 & 0 & 0 \end{bmatrix} \end{matrix}$ |
|  | $\begin{matrix} & 1 & 2 & 3 \\ \begin{matrix} 1 \\ 2 \\ 3 \end{matrix} & \begin{bmatrix} 1 & 1 & 0 \\ 1 & 1 & 0 \\ 1 & 1 & 0 \end{bmatrix} \end{matrix}$ | | |

Figure 6. We display the spanning set elements for $\text{Hom}_{S_2}(\mathbb{R}^3, \mathbb{R}^3)$, where S_2 is the automorphism group of the graph A having vertex set $\{1, 2, 3\}$ and an edge set given by $\{(1, 2)\}$, considered as a subgroup of S_3 .

Hence, we obtain the following (2, 1)–bilabelled graph diagrams of the first type:

$$B_{1,1} = \text{Diagram 1} ; C_{1,1} = \text{Diagram 2} \text{ and } D_{1,1} = \text{Diagram 3} \quad (47)$$

$$E_{1,1} = \text{Diagram 4} ; E_{1,2} = \text{Diagram 5} \text{ and } E_{1,3} = \text{Diagram 6} \quad (48)$$

and of the second type:

$$A_1 = \text{Diagram 7} ; B_{1,2} = \text{Diagram 8} \text{ and } B_{1,3} = \text{Diagram 9} \quad (49)$$

$$C_{1,2} = \text{diagram}; C_{1,3} = \text{diagram}; D_{1,2} = \text{diagram} \text{ and } D_{1,3} = \text{diagram} \quad (50)$$

$$E_{1,4} = \text{diagram}; E_{1,5} = \text{diagram} \text{ and } E_{1,6} = \text{diagram} \quad (51)$$

The A -homomorphism matrices corresponding to both types of diagrams are added to the spanning set for $\text{Hom}_{S_2}((\mathbb{R}^3)^{\otimes 2}, \mathbb{R}^3)$.

Next, we try to add in another red edge to those $(2, 1)$ -bilabelled graph diagrams that we have already found, again split into the same two types. Note that we do not need to consider those bilabelled graph diagrams where we introduce a new red vertex and attach it to a free red vertex since the corresponding A -homomorphism matrices will already be in the spanning set (as vertices 1 and 2 are incident to exactly one edge and vertex 3 is incident to no edges in A).

This gives diagrams of the first type, from (48):

$$E_{2,1} = \text{diagram}; E_{2,2} = \text{diagram} \text{ and } E_{2,3} = \text{diagram} \quad (52)$$

and of the second type, from (49) and (50):

$$B_{2,1} = \text{diagram}; C_{2,1} = \text{diagram} \text{ and } D_{2,1} = \text{diagram} \quad (53)$$

from (48):

$$E_{2,4} = \text{diagram}; E_{2,5} = \text{diagram} \text{ and } E_{2,6} = \text{diagram} \quad (54)$$

and from (51):

$$E_{2,7} = \text{diagram}; E_{2,8} = \text{diagram} \text{ and } E_{2,9} = \text{diagram} \quad (55)$$

A calculation shows that, for diagrams of the first type, (52), the A -homomorphism matrices already appear in the spanning set: in fact, $X_{E_{2,1}}^A = X_{D_{1,1}}^A$, $X_{E_{2,2}}^A = X_{C_{1,1}}^A$, and $X_{E_{2,3}}^A = X_{B_{1,1}}^A$. This can also be seen, for example, by “pulling” the red vertex 3 onto 1 in $E_{2,1}$ to obtain $D_{1,1}$, and likewise for the other two diagrams, which is a viable operation for this specific example since only vertices 1 and 2 have an edge between them in A . However, by construction, the A -homomorphism matrices corresponding to diagrams of the second type, (53), (54) and (55), need to be added to the spanning set.

Since any $c \in (\mathbb{R}^n)^{\otimes l}$ satisfying (59) can be viewed as an element of $\text{Hom}_{\text{Aut}(G)}(\mathbb{R}, (\mathbb{R}^n)^{\otimes l})$, to find the matrix form of c , all we need to do is to find a spanning set for $\text{Hom}_{\text{Aut}(G)}(\mathbb{R}, (\mathbb{R}^n)^{\otimes l})$.

But this is simply a matter of applying Theorem 6.30, setting $k = 0$.

E. Limitations and Feasibility

Given the current limitations of hardware, it is important to recognize that there will be difficulties when implementing the neural networks that are discussed in this paper. Specifically, considerable engineering efforts will be necessary to achieve the required scale due to the non-trivial task of storing high-order tensors in memory. Kondor et al. (2018) demonstrated this by developing custom CUDA kernels to implement their tensor product-based neural networks. However, we anticipate that as computing power continues to improve, higher-order group equivariant neural networks will become more prominent in practical applications. It is worth noting that while the dimension of tensor power spaces grows exponentially with their order, the dimension of the space of equivariant maps between such tensor power spaces is often much smaller. Therefore, although storing these matrices may present some technical difficulties, it should be feasible with the current computing power that is available.

| (2, 1)–Bilabelled Graph Diagram H | Spanning Set Element X_H^A | (2, 1)–Bilabelled Graph Diagram H | Spanning Set Element X_H^A |
|--|--|--|--|
| | $\begin{array}{c} 1,1 \quad 1,2 \quad 1,3 \quad 2,1 \quad 2,2 \quad 2,3 \quad 3,1 \quad 3,2 \quad 3,3 \\ \begin{array}{ccc ccc ccc} 1 & 1 & 0 & 0 & 0 & 0 & 0 & 0 & 0 \\ 2 & 0 & 0 & 0 & 1 & 1 & 0 & 0 & 0 \\ 3 & 0 & 0 & 0 & 0 & 0 & 0 & 0 & 1 \end{array} \end{array}$ | | $\begin{array}{c} 1,1 \quad 1,2 \quad 1,3 \quad 2,1 \quad 2,2 \quad 2,3 \quad 3,1 \quad 3,2 \quad 3,3 \\ \begin{array}{ccc ccc ccc} 1 & 0 & 0 & 0 & 1 & 0 & 0 & 0 & 0 \\ 2 & 0 & 1 & 0 & 0 & 0 & 0 & 0 & 0 \\ 3 & 0 & 0 & 0 & 0 & 0 & 0 & 0 & 0 \end{array} \end{array}$ |
| | $\begin{array}{c} 1,1 \quad 1,2 \quad 1,3 \quad 2,1 \quad 2,2 \quad 2,3 \quad 3,1 \quad 3,2 \quad 3,3 \\ \begin{array}{ccc ccc ccc} 1 & 1 & 1 & 1 & 0 & 0 & 0 & 0 & 0 \\ 2 & 0 & 0 & 0 & 1 & 1 & 1 & 0 & 0 \\ 3 & 0 & 0 & 0 & 0 & 0 & 0 & 1 & 1 \end{array} \end{array}$ | | $\begin{array}{c} 1,1 \quad 1,2 \quad 1,3 \quad 2,1 \quad 2,2 \quad 2,3 \quad 3,1 \quad 3,2 \quad 3,3 \\ \begin{array}{ccc ccc ccc} 1 & 0 & 0 & 0 & 0 & 1 & 0 & 0 & 0 \\ 2 & 1 & 0 & 0 & 0 & 0 & 0 & 0 & 0 \\ 3 & 0 & 0 & 0 & 0 & 0 & 0 & 0 & 0 \end{array} \end{array}$ |
| | $\begin{array}{c} 1,1 \quad 1,2 \quad 1,3 \quad 2,1 \quad 2,2 \quad 2,3 \quad 3,1 \quad 3,2 \quad 3,3 \\ \begin{array}{ccc ccc ccc} 1 & 1 & 0 & 0 & 1 & 0 & 0 & 1 & 0 \\ 2 & 0 & 1 & 0 & 0 & 1 & 0 & 0 & 1 \\ 3 & 0 & 0 & 1 & 0 & 0 & 1 & 0 & 0 \end{array} \end{array}$ | | $\begin{array}{c} 1,1 \quad 1,2 \quad 1,3 \quad 2,1 \quad 2,2 \quad 2,3 \quad 3,1 \quad 3,2 \quad 3,3 \\ \begin{array}{ccc ccc ccc} 1 & 0 & 0 & 0 & 1 & 1 & 1 & 0 & 0 \\ 2 & 1 & 1 & 1 & 0 & 0 & 0 & 0 & 0 \\ 3 & 0 & 0 & 0 & 0 & 0 & 0 & 0 & 0 \end{array} \end{array}$ |
| | $\begin{array}{c} 1,1 \quad 1,2 \quad 1,3 \quad 2,1 \quad 2,2 \quad 2,3 \quad 3,1 \quad 3,2 \quad 3,3 \\ \begin{array}{ccc ccc ccc} 1 & 1 & 0 & 0 & 0 & 1 & 0 & 0 & 1 \\ 2 & 1 & 0 & 0 & 0 & 1 & 0 & 0 & 1 \\ 3 & 1 & 0 & 0 & 0 & 1 & 0 & 0 & 1 \end{array} \end{array}$ | | $\begin{array}{c} 1,1 \quad 1,2 \quad 1,3 \quad 2,1 \quad 2,2 \quad 2,3 \quad 3,1 \quad 3,2 \quad 3,3 \\ \begin{array}{ccc ccc ccc} 1 & 0 & 1 & 0 & 1 & 0 & 0 & 0 & 0 \\ 2 & 0 & 1 & 0 & 1 & 0 & 0 & 0 & 0 \\ 3 & 0 & 1 & 0 & 1 & 0 & 0 & 0 & 0 \end{array} \end{array}$ |
| | $\begin{array}{c} 1,1 \quad 1,2 \quad 1,3 \quad 2,1 \quad 2,2 \quad 2,3 \quad 3,1 \quad 3,2 \quad 3,3 \\ \begin{array}{ccc ccc ccc} 1 & 1 & 1 & 1 & 1 & 1 & 1 & 1 & 1 \\ 2 & 1 & 1 & 1 & 1 & 1 & 1 & 1 & 1 \\ 3 & 1 & 1 & 1 & 1 & 1 & 1 & 1 & 1 \end{array} \end{array}$ | | $\begin{array}{c} 1,1 \quad 1,2 \quad 1,3 \quad 2,1 \quad 2,2 \quad 2,3 \quad 3,1 \quad 3,2 \quad 3,3 \\ \begin{array}{ccc ccc ccc} 1 & 0 & 1 & 0 & 0 & 1 & 0 & 0 & 0 \\ 2 & 1 & 0 & 0 & 1 & 0 & 0 & 1 & 0 \\ 3 & 0 & 0 & 0 & 0 & 0 & 0 & 0 & 0 \end{array} \end{array}$ |
| | $\begin{array}{c} 1,1 \quad 1,2 \quad 1,3 \quad 2,1 \quad 2,2 \quad 2,3 \quad 3,1 \quad 3,2 \quad 3,3 \\ \begin{array}{ccc ccc ccc} 1 & 0 & 1 & 0 & 0 & 0 & 0 & 0 & 0 \\ 2 & 0 & 0 & 0 & 1 & 0 & 0 & 0 & 0 \\ 3 & 0 & 0 & 0 & 0 & 0 & 0 & 0 & 0 \end{array} \end{array}$ | | |

Figure 7. We display the spanning set elements of the first type for $\text{Hom}_{S_2}((\mathbb{R}^3)^{\otimes 2}, \mathbb{R}^3)$, where S_2 is the automorphism group of the graph A having vertex set $\{1, 2, 3\}$ and an edge set given by $\{(1, 2)\}$, considered as a subgroup of S_3 .

| (2, 1)-Bilabelled Graph Diagram H | Spanning Set Element X_H^A | (2, 1)-Bilabelled Graph Diagram H | Spanning Set Element X_H^A |
|--|--|--|--|
| | $\begin{array}{c} 1,1 \quad 1,2 \quad 1,3 \quad 2,1 \quad 2,2 \quad 2,3 \quad 3,1 \quad 3,2 \quad 3,3 \\ \begin{array}{l} 1 \\ 2 \\ 3 \end{array} \left[\begin{array}{ccc ccc} 1 & 0 & 0 & 0 & 0 & 0 & 0 & 0 & 0 \\ 0 & 0 & 0 & 0 & 1 & 0 & 0 & 0 & 0 \\ 0 & 0 & 0 & 0 & 0 & 0 & 0 & 0 & 0 \end{array} \right] \end{array}$ | | $\begin{array}{c} 1,1 \quad 1,2 \quad 1,3 \quad 2,1 \quad 2,2 \quad 2,3 \quad 3,1 \quad 3,2 \quad 3,3 \\ \begin{array}{l} 1 \\ 2 \\ 3 \end{array} \left[\begin{array}{ccc ccc} 1 & 0 & 0 & 0 & 1 & 0 & 0 & 0 & 0 \\ 1 & 0 & 0 & 0 & 1 & 0 & 0 & 0 & 0 \\ 1 & 0 & 0 & 0 & 1 & 0 & 0 & 0 & 0 \end{array} \right] \end{array}$ |
| | $\begin{array}{c} 1,1 \quad 1,2 \quad 1,3 \quad 2,1 \quad 2,2 \quad 2,3 \quad 3,1 \quad 3,2 \quad 3,3 \\ \begin{array}{l} 1 \\ 2 \\ 3 \end{array} \left[\begin{array}{ccc ccc} 1 & 1 & 1 & 0 & 0 & 0 & 0 & 0 & 0 \\ 0 & 0 & 0 & 1 & 1 & 1 & 0 & 0 & 0 \\ 0 & 0 & 0 & 0 & 0 & 0 & 0 & 0 & 0 \end{array} \right] \end{array}$ | | $\begin{array}{c} 1,1 \quad 1,2 \quad 1,3 \quad 2,1 \quad 2,2 \quad 2,3 \quad 3,1 \quad 3,2 \quad 3,3 \\ \begin{array}{l} 1 \\ 2 \\ 3 \end{array} \left[\begin{array}{ccc ccc} 1 & 0 & 0 & 0 & 1 & 0 & 0 & 0 & 1 \\ 1 & 0 & 0 & 0 & 1 & 0 & 0 & 0 & 1 \\ 0 & 0 & 0 & 0 & 0 & 0 & 0 & 0 & 0 \end{array} \right] \end{array}$ |
| | $\begin{array}{c} 1,1 \quad 1,2 \quad 1,3 \quad 2,1 \quad 2,2 \quad 2,3 \quad 3,1 \quad 3,2 \quad 3,3 \\ \begin{array}{l} 1 \\ 2 \\ 3 \end{array} \left[\begin{array}{ccc ccc} 1 & 1 & 0 & 0 & 0 & 0 & 0 & 0 & 0 \\ 0 & 0 & 0 & 1 & 1 & 0 & 0 & 0 & 0 \\ 0 & 0 & 0 & 0 & 0 & 0 & 1 & 1 & 0 \end{array} \right] \end{array}$ | | $\begin{array}{c} 1,1 \quad 1,2 \quad 1,3 \quad 2,1 \quad 2,2 \quad 2,3 \quad 3,1 \quad 3,2 \quad 3,3 \\ \begin{array}{l} 1 \\ 2 \\ 3 \end{array} \left[\begin{array}{ccc ccc} 1 & 1 & 1 & 1 & 1 & 1 & 0 & 0 & 0 \\ 1 & 1 & 1 & 1 & 1 & 1 & 0 & 0 & 0 \\ 1 & 1 & 1 & 1 & 1 & 1 & 0 & 0 & 0 \end{array} \right] \end{array}$ |
| | $\begin{array}{c} 1,1 \quad 1,2 \quad 1,3 \quad 2,1 \quad 2,2 \quad 2,3 \quad 3,1 \quad 3,2 \quad 3,3 \\ \begin{array}{l} 1 \\ 2 \\ 3 \end{array} \left[\begin{array}{ccc ccc} 1 & 1 & 0 & 1 & 0 & 0 & 0 & 0 & 0 \\ 0 & 1 & 0 & 0 & 1 & 0 & 0 & 0 & 0 \\ 0 & 0 & 1 & 0 & 0 & 1 & 0 & 0 & 0 \end{array} \right] \end{array}$ | | $\begin{array}{c} 1,1 \quad 1,2 \quad 1,3 \quad 2,1 \quad 2,2 \quad 2,3 \quad 3,1 \quad 3,2 \quad 3,3 \\ \begin{array}{l} 1 \\ 2 \\ 3 \end{array} \left[\begin{array}{ccc ccc} 1 & 1 & 1 & 1 & 1 & 1 & 1 & 1 & 1 \\ 1 & 1 & 1 & 1 & 1 & 1 & 1 & 1 & 1 \\ 0 & 0 & 0 & 0 & 0 & 0 & 0 & 0 & 0 \end{array} \right] \end{array}$ |
| | $\begin{array}{c} 1,1 \quad 1,2 \quad 1,3 \quad 2,1 \quad 2,2 \quad 2,3 \quad 3,1 \quad 3,2 \quad 3,3 \\ \begin{array}{l} 1 \\ 2 \\ 3 \end{array} \left[\begin{array}{ccc ccc} 1 & 1 & 0 & 1 & 0 & 0 & 1 & 0 & 0 \\ 0 & 1 & 0 & 0 & 1 & 0 & 0 & 1 & 0 \\ 0 & 0 & 0 & 0 & 0 & 0 & 0 & 0 & 0 \end{array} \right] \end{array}$ | | $\begin{array}{c} 1,1 \quad 1,2 \quad 1,3 \quad 2,1 \quad 2,2 \quad 2,3 \quad 3,1 \quad 3,2 \quad 3,3 \\ \begin{array}{l} 1 \\ 2 \\ 3 \end{array} \left[\begin{array}{ccc ccc} 1 & 1 & 0 & 1 & 1 & 0 & 1 & 1 & 0 \\ 1 & 1 & 0 & 1 & 1 & 0 & 1 & 1 & 0 \\ 1 & 1 & 0 & 1 & 1 & 0 & 1 & 1 & 0 \end{array} \right] \end{array}$ |

Figure 8. We display the first of the spanning set elements of the second type for $\text{Hom}_{S_2}((\mathbb{R}^3)^{\otimes 2}, \mathbb{R}^3)$, where S_2 is the automorphism group of the graph A having vertex set $\{1, 2, 3\}$ and an edge set given by $\{(1, 2)\}$, considered as a subgroup of S_3 .

| (2, 1)–Bilabelled Graph Diagram H | Spanning Set Element X_H^A | (2, 1)–Bilabelled Graph Diagram H | Spanning Set Element X_H^A |
|--|---|--|---|
| | $\begin{array}{c} 1,1 \quad 1,2 \quad 1,3 \quad 2,1 \quad 2,2 \quad 2,3 \quad 3,1 \quad 3,2 \quad 3,3 \\ 1 \begin{bmatrix} 1 & 1 & 0 & 0 & 0 & 0 & 0 & 0 & 0 \end{bmatrix} \\ 2 \begin{bmatrix} 0 & 0 & 0 & 1 & 1 & 0 & 0 & 0 & 0 \end{bmatrix} \\ 3 \begin{bmatrix} 0 & 0 & 0 & 0 & 0 & 0 & 0 & 0 & 0 \end{bmatrix} \end{array}$ | | $\begin{array}{c} 1,1 \quad 1,2 \quad 1,3 \quad 2,1 \quad 2,2 \quad 2,3 \quad 3,1 \quad 3,2 \quad 3,3 \\ 1 \begin{bmatrix} 0 & 1 & 0 & 0 & 1 & 0 & 0 & 0 & 0 \end{bmatrix} \\ 2 \begin{bmatrix} 1 & 0 & 0 & 1 & 0 & 0 & 0 & 0 & 0 \end{bmatrix} \\ 3 \begin{bmatrix} 0 & 0 & 0 & 0 & 0 & 0 & 0 & 0 & 0 \end{bmatrix} \end{array}$ |
| | $\begin{array}{c} 1,1 \quad 1,2 \quad 1,3 \quad 2,1 \quad 2,2 \quad 2,3 \quad 3,1 \quad 3,2 \quad 3,3 \\ 1 \begin{bmatrix} 1 & 0 & 0 & 1 & 1 & 0 & 0 & 0 & 0 \end{bmatrix} \\ 2 \begin{bmatrix} 0 & 1 & 0 & 0 & 1 & 0 & 0 & 0 & 0 \end{bmatrix} \\ 3 \begin{bmatrix} 0 & 0 & 0 & 0 & 0 & 0 & 0 & 0 & 0 \end{bmatrix} \end{array}$ | | $\begin{array}{c} 1,1 \quad 1,2 \quad 1,3 \quad 2,1 \quad 2,2 \quad 2,3 \quad 3,1 \quad 3,2 \quad 3,3 \\ 1 \begin{bmatrix} 1 & 1 & 1 & 1 & 1 & 1 & 0 & 0 & 0 \end{bmatrix} \\ 2 \begin{bmatrix} 1 & 1 & 1 & 1 & 1 & 1 & 0 & 0 & 0 \end{bmatrix} \\ 3 \begin{bmatrix} 0 & 0 & 0 & 0 & 0 & 0 & 0 & 0 & 0 \end{bmatrix} \end{array}$ |
| | $\begin{array}{c} 1,1 \quad 1,2 \quad 1,3 \quad 2,1 \quad 2,2 \quad 2,3 \quad 3,1 \quad 3,2 \quad 3,3 \\ 1 \begin{bmatrix} 1 & 0 & 0 & 0 & 1 & 0 & 0 & 0 & 0 \end{bmatrix} \\ 2 \begin{bmatrix} 1 & 0 & 0 & 0 & 1 & 0 & 0 & 0 & 0 \end{bmatrix} \\ 3 \begin{bmatrix} 0 & 0 & 0 & 0 & 0 & 0 & 0 & 0 & 0 \end{bmatrix} \end{array}$ | | $\begin{array}{c} 1,1 \quad 1,2 \quad 1,3 \quad 2,1 \quad 2,2 \quad 2,3 \quad 3,1 \quad 3,2 \quad 3,3 \\ 1 \begin{bmatrix} 1 & 1 & 0 & 1 & 1 & 0 & 0 & 0 & 0 \end{bmatrix} \\ 2 \begin{bmatrix} 1 & 1 & 0 & 1 & 1 & 0 & 0 & 0 & 0 \end{bmatrix} \\ 3 \begin{bmatrix} 1 & 1 & 0 & 1 & 1 & 0 & 0 & 0 & 0 \end{bmatrix} \end{array}$ |
| | $\begin{array}{c} 1,1 \quad 1,2 \quad 1,3 \quad 2,1 \quad 2,2 \quad 2,3 \quad 3,1 \quad 3,2 \quad 3,3 \\ 1 \begin{bmatrix} 0 & 0 & 0 & 1 & 1 & 0 & 0 & 0 & 0 \end{bmatrix} \\ 2 \begin{bmatrix} 1 & 1 & 0 & 0 & 0 & 0 & 0 & 0 & 0 \end{bmatrix} \\ 3 \begin{bmatrix} 0 & 0 & 0 & 0 & 0 & 0 & 0 & 0 & 0 \end{bmatrix} \end{array}$ | | $\begin{array}{c} 1,1 \quad 1,2 \quad 1,3 \quad 2,1 \quad 2,2 \quad 2,3 \quad 3,1 \quad 3,2 \quad 3,3 \\ 1 \begin{bmatrix} 1 & 1 & 0 & 1 & 1 & 0 & 1 & 1 & 0 \end{bmatrix} \\ 2 \begin{bmatrix} 1 & 1 & 0 & 1 & 1 & 0 & 1 & 1 & 0 \end{bmatrix} \\ 3 \begin{bmatrix} 0 & 0 & 0 & 0 & 0 & 0 & 0 & 0 & 0 \end{bmatrix} \end{array}$ |
| | $\begin{array}{c} 1,1 \quad 1,2 \quad 1,3 \quad 2,1 \quad 2,2 \quad 2,3 \quad 3,1 \quad 3,2 \quad 3,3 \\ 1 \begin{bmatrix} 0 & 1 & 0 & 1 & 0 & 0 & 0 & 0 & 0 \end{bmatrix} \\ 2 \begin{bmatrix} 0 & 1 & 0 & 1 & 0 & 0 & 0 & 0 & 0 \end{bmatrix} \\ 3 \begin{bmatrix} 0 & 0 & 0 & 0 & 0 & 0 & 0 & 0 & 0 \end{bmatrix} \end{array}$ | | $\begin{array}{c} 1,1 \quad 1,2 \quad 1,3 \quad 2,1 \quad 2,2 \quad 2,3 \quad 3,1 \quad 3,2 \quad 3,3 \\ 1 \begin{bmatrix} 1 & 1 & 0 & 1 & 1 & 0 & 0 & 0 & 0 \end{bmatrix} \\ 2 \begin{bmatrix} 1 & 1 & 0 & 1 & 1 & 0 & 0 & 0 & 0 \end{bmatrix} \\ 3 \begin{bmatrix} 0 & 0 & 0 & 0 & 0 & 0 & 0 & 0 & 0 \end{bmatrix} \end{array}$ |

Figure 9. We display the second of the spanning set elements of the second type for $\text{Hom}_{S_2}((\mathbb{R}^3)^{\otimes 2}, \mathbb{R}^3)$, where S_2 is the automorphism group of the graph A having vertex set $\{1, 2, 3\}$ and an edge set given by $\{(1, 2)\}$, considered as a subgroup of S_3 .