

SoccerKDNet: A Knowledge Distillation Framework for Action Recognition in Soccer Videos

Sarosij Bose¹, Saikat Sarkar², and Amlan Chakrabarti³

¹ Department of Computer Science and Engineering, University of Calcutta, India

² Bangabasi College, University of Calcutta, India

³ A.K.Choudhury School of Information Technology, University of Calcutta, India
{sarosijbose2000, to.saikatsarkar17}@gmail.com, acakcs@caluniv.ac.in

Abstract. Classifying player actions from soccer videos is a challenging problem, which has become increasingly important in sports analytics over the years. Most state-of-the-art methods employ highly complex offline networks, which makes it difficult to deploy such models in resource constrained scenarios. Here, in this paper we propose a novel end-to-end knowledge distillation based transfer learning network pre-trained on the Kinetics400 dataset and then perform extensive analysis on the learned framework by introducing a unique loss parameterization. We also introduce a new dataset named "SoccerDB1" containing 448 videos and consisting of 4 diverse classes each of players playing soccer. Furthermore, we introduce an unique loss parameter that help us linearly weigh the extent to which the predictions of each network are utilized. Finally, we also perform a thorough performance study using various changed hyperparameters. We also benchmark the first classification results on the new SoccerDB1 dataset obtaining 67.20% validation accuracy. Apart from outperforming prior arts significantly, our model also generalizes to new datasets easily. The dataset has been made publicly available at: <https://bit.ly/soccerdb1>

Keywords: Sports Analytics · Knowledge Distillation · Transfer Learning.

1 Introduction

Action classification from videos is a challenging task in computer vision, which has seen significant research in recent years. Existing computer vision-based soccer analytics models either rely heavily on manpower which is responsible for tracking every aspect of the game or other offline network based analytics products that are used for analyzing the game closely once it's over [1, 2]. Video understanding models have proven to be useful for all these tasks [3].

It has been established that deep learning based methods exceed their traditional counterparts in performance. Recently, deep reinforcement learning based models [4, 5] have been used for the estimation of ball possession statistics in broadcast soccer videos. But, there is an issue regarding employing such deep networks, which are often trained on large image based datasets such as ImageNet. These offline models may deliver superior accuracy but suffers results from a significant domain gap when applying to real data thereby impacting model performance in real time. As a result, there is a need for domain specific data or, at the very least, fine tuning on sports specific datasets.

Video Analytics in Soccer. We also look into the existing literature in the action classification domain for soccer videos. However, work has been very limited regarding this aspect. One of the very few public soccer video datasets is the Soccernet v2 benchmark [6] released very recently. Other attempts to classify actions from soccer videos such as in [7] have focused on specific localization tasks instead of classification. Therefore, we believe that our newly contributed soccer dataset (SoccerDB1) and a novel classification benchmark will help advance the sports classification field.

Soccer video datasets in mainstream use have been few as well. In fact, some such large such public datasets are by [6] and [8]. Some general action recognition datasets include Kinetics 600 [9], sports datasets such as UCF 101 [10] etc. However, the release of video datasets catering to the field of specific sports such as Soccer, Basketball etc. still lags behind.

Main Contributions. Our research addresses these research gaps by trying to address this scarcity of soccer video data by presenting a challenging new Soccer dataset (SoccerDB1) and also providing a new lightweight knowledge distillation based framework for the evaluation of such soccer datasets. Our work in this paper can be briefly summarized in the points below as follows:-

- *Section 2:* Here, we present our new Soccer Dataset and discuss the classes present, videos and their properties and the collection methodology in detail.
- *Section 3:* We describe in detail our proposed framework, methodology, various implementation details, and network components used for running our experiments.
- *Section 4:* After describing the accuracy metric, we present our results and show that we obtain a state-of-the-art performance of 67.20% validation accuracy. We also do an ablation study and discuss the obtained results.
- *Section 5:* Finally, we present our conclusion where we briefly summarize our work and future scope.

2 SoccerDB1 Dataset




Fig. 1: Sample random video frames from our soccer SoccerDB1 dataset and their corresponding predictions.

We introduce a new soccer dataset named SoccerDB1 consisting of 448 soccer video clips including 4 classes with diverse videos of players playing soccer. The dataset comes with 4 classes namely: Dribble, Kick, Run, and Walk respectively in order as shown in Figure 1. There are over 70 video clips of duration 30 seconds each present within each individual class. As is evident from Table 1, the average number of clips per class is 112 but there is significant class imbalance present in the dataset. This arises from the varied availability of video clips in each of the classes mentioned.

Class	No. of Videos
Dribble	70
Kick	92
Run	151
Walk	135

Table 1. Number of videos present per class in our Soccer Dataset (SoccerDB1).

Dataset Creation. The video clips are created manually from openly available broadcast soccer match videos available on YouTube. The frames were sampled uniformly and each video clip contains 25-26 frames.

3 Methodology

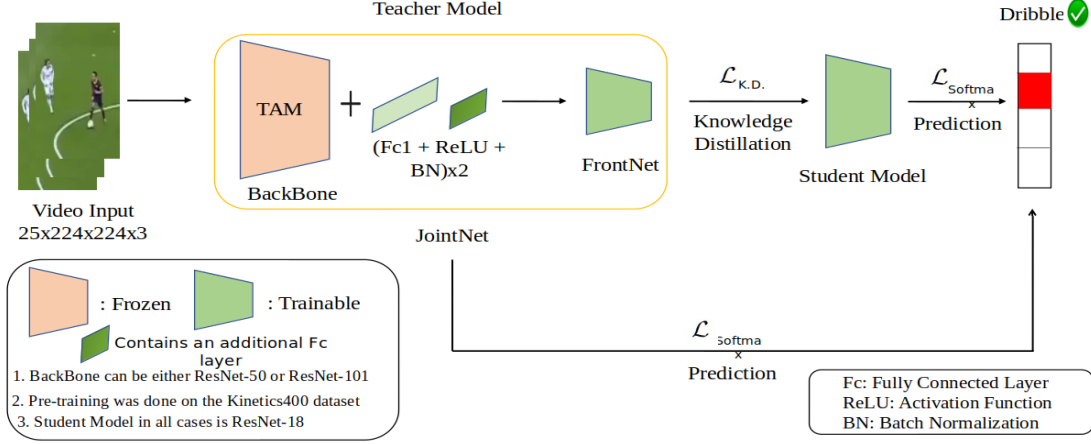


Fig. 2: SoccerKDDNet: Schematic Architecture of Proposed End-to-End network.

3.1 Knowledge Distillation based Transfer Learning

We propose the SoccerKDDNet network to classify actions from soccer video clips as shown in Figure 2. Here, we use the Temporal Adaptive Module (TAM) [11] with backbones as both ResNet-50 and ResNet-101 [12]. We then add a few fully connected layers with BatchNorm in front of the backbone network in order to enable it to have some learnable parameters. The features from this setup are then passed on to the frontnet which is shown in Figure 2. This entire setup is referred to as the 'jointnet' throughout the rest of the paper.

We use ResNet-18 as the student network in all our experiments. The 'jointnet' serves as the Teacher Network and is initially trained on the Soccer Dataset. We use both ResNet-50 and ResNet-101 as backbones along with the Temporal Adaptive Module (TAM). We perform uniform sampling with all the video frames in all our experiments since it is known to yield better results than dense sampling [13].

In our network as shown in Figure 2, the various losses employed are described below:-

- Cross Entropy Loss:-

The Cross Entropy Loss is given by the following formula:-

$$\mathcal{L}_{\text{softmax}} = - \sum_{c=1}^M y_{o,c} \log(p_{o,c}) \quad (1)$$

- KullBack-Liebler Divergence Loss:-

The KullBack Liebler Divergence Loss can be given by the following formula:-

$$\mathcal{L}_{\text{KL}} = \sum_{c=1}^M \hat{y}_c \log \frac{\hat{y}_c}{y_c} \quad (2)$$

We have also applied a Temperature (τ) hyperparameter to this equation.

- Knowledge Distillation Loss:-

If there is a given Teacher Network D and a Student Network S and the loss of the student network is denoted by $\mathcal{L}_{\text{softmax}}$ and a hyperparameter α such that ($0 \leq \alpha \leq 1$), then the knowledge distillation Loss can be given by the following formula:-

$$\mathcal{L}_{\text{k.d.}} = \alpha * \mathcal{L}_{\text{softmax}} + (1 - \alpha) * \mathcal{L}_{\text{KL}} \quad (3)$$

The $y_{o,c}$ represents the truth label for that particular sample, and $p_{o,c}$ represents the softmax probabilities obtained after the final fully connected layer (Fc4) $L \in R^{128 \times 4}$. Further, the \hat{y}_c and y_c are the predicted and the actual probability distributions respectively for a given soccer frame sample.

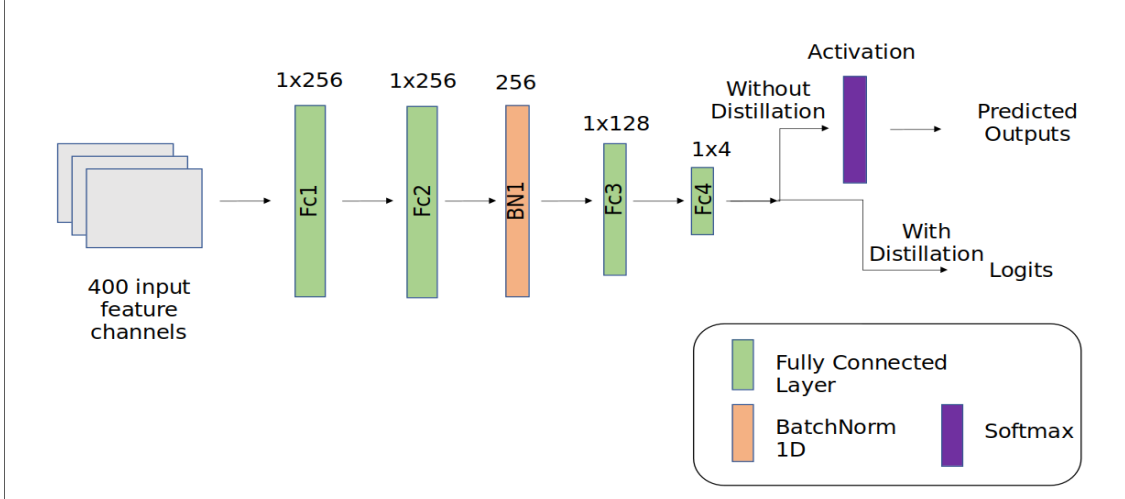


Fig. 3: Architecture of the FrontNet Module. The Backbone network in Figure 2 has an output of 400 classes so the obtained feature output serves as it's input in this case.

3.2 Experiments

Datasets Used. Here, we use two datasets for our work. The first dataset is the Kinetics 400 dataset which consists of 400 diverse action classes of everyday activities with over 300, 000 videos. We used this dataset for pre-training our backbone model as it can learn more generalized features.

For benchmarking our results, we used SoccerDB1. Further details regarding our dataset have already been discussed in detail in Section II.

Alpha(α)	Accuracy
0.95	66.31%
0.90	67.20%
0.97	62.8%

Table 2. Alpha vs Model accuracy comparison

Implementation Details. We first train the jointnet on the Soccer Dataset for 100 epochs. The batch size was kept to 64 and the Cross Entropy Loss function was used. The Adam optimizer was chosen with a learning rate of 0.0001 and CosineAnnealing rate decay scheduler.

Next, we train the student model which is a ResNet-18. We take a batch size of 128 and train the student model for 200 epochs. The KullBack-Liebler divergence loss function was used here alongwith the distillation loss as described in equations 2 and 3 respectively. Table 2 illustrates the considerable change in accuracy with the changing value of α , and we found the optimal value to be 0.90. The value of Temperature (τ) was taken to be 6, SGD Optimizer was used here with a constant learning rate of 0.0001, momentum of 0.9 and a constant weight decay of 5e-4. Then the obtained student model was simply plugged into the evaluation

framework to obtain the corresponding accuracy. As evident from Figure 4 below, experiments were run for 200 epochs till the validation accuracy started saturating.

All the input video frames were resized to 224×224 RGB images using the spatial cropping strategy as outlined in [13]. All the accuracies reported were sampled over 5 runs to ensure the reproducibility of results. All models were trained on a 32 GB NVIDIA V100 GPU.

4 Results and Discussion

BackBone	Teacher Acc.*	Student Acc.*
ResNet-50	60.00%	65.26%
ResNet-101	62.10%	67.20%

Table 3. Top-1 validation accuracies obtained on the soccer dataset using various network backbones.

* All accuracies reported here are Top-1 accuracies. All figures were sampled over 5 runs. The student model is ResNet-18 in all cases.

Accuracy Metrics. In our setting, we have used the Top-1/Top-5 accuracy metric for evaluation in all our experiments as used in several previous works [14, 15] etc. Top-1 accuracy refers to when the 1st predicted model label matches with the ground truth label for the particular frame. Using this metric, a particular soccer video is considered to be classified correctly only when atleast half or more of it’s total frames match with the corresponding ground truth label. Using this criterion, we report the accuracies obtained using various backbones above in Table 3.

We note that directly using the pre-trained backbone model yields a very poor accuracy of 7.7% highlighting the need for a generalized network. We also see that the student model, with proper training and sufficient number of epochs exceeds the teacher model in accuracy.

When the fine-tuning dataset is small, it is very difficult to ensure the model does not overfit to the dataset. Here, pre-training is carried out on the Kinetics 400 dataset, which is significantly larger in comparison to our Soccer Dataset. To prevent overfitting, we rigorously apply regularizers such as Batch Normalization on both the TAM and FrontNet module and dropout on the Student Model. However, such concerns may still remain to some extent as highlighted in [14].

Model	Dataset	Accuracy*
Russo et al. [16]	300	32.00%
Kukleva et al. [†] [17]	4152	94.50%
SoccerKDNet (R50)	448	65.26%
SoccerKDNet (R101)	448	67.20%

Table 4. Comparison of SoccerKDNet with other equivalent models.

* All accuracies reported here are Top-1 accuracies.

[†] The dataset and accuracy evaluation are done on an image dataset.

As it can be seen from Table 4, our model outperforms all other existing models. The SoccerData dataset by Kukleva et al. [17] is an image dataset not video dataset. On that particular dataset, the model requires digit level bounding boxes and human keypoint annotations which our dataset does not have and there are no trained models provided by the authors to be used publicly for testing. Further, our models are trained on video data which cannot be ideally tested on image datasets without compromising on crucial information such as the temporal sequence present in a video.

Several earlier works such as Two Stream Networks [18], 3D CNN based networks [19] etc have millions of parameters and hence are unsuitable for edge deployment. Therefore, using knowledge distillation here, we show that even simple 2D networks such as ResNet-18 can be used for action classification. Table II highlights this aspect by listing the networks used in our work - all of them have fewer than 50 mil. parameters and the backbone network is frozen. For context, 3D networks such as Res3D and C3D[20] have 33 million and 73 million parameters respectively.

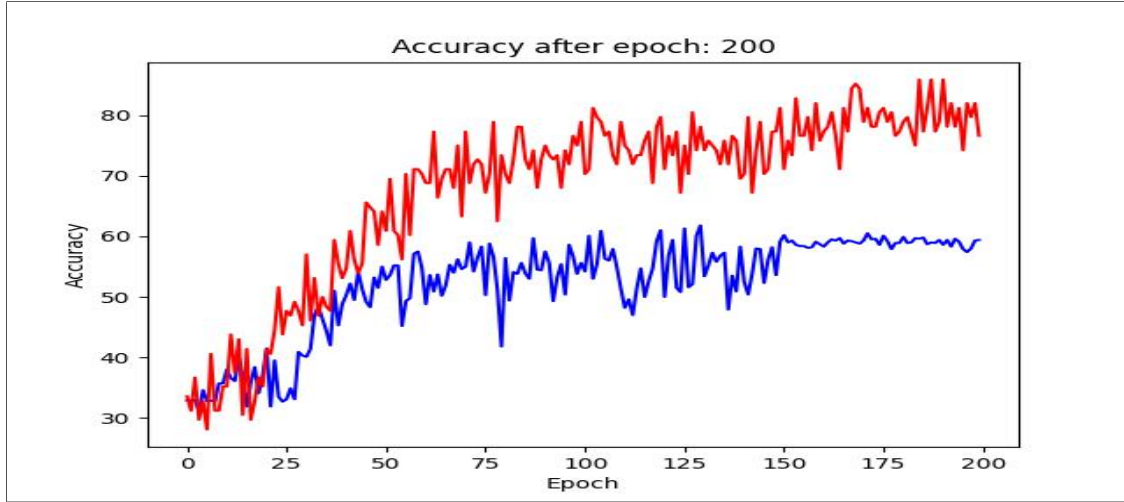


Fig. 4: The red curve and blue curves denotes Train accuracy and Validation accuracies respectively for student model ResNet-18 and Teacher model ResNet-50.

From Figure 4, it can be seen that the student Model is able to achieve a Train accuracy as high as 77.9% and validation accuracies above 60% underscoring the generalizability and effectiveness of our proposed network. Figure 5 below shows the corresponding validation loss curve obtained using a ResNet-18 student and a ResNet-50 teacher model.

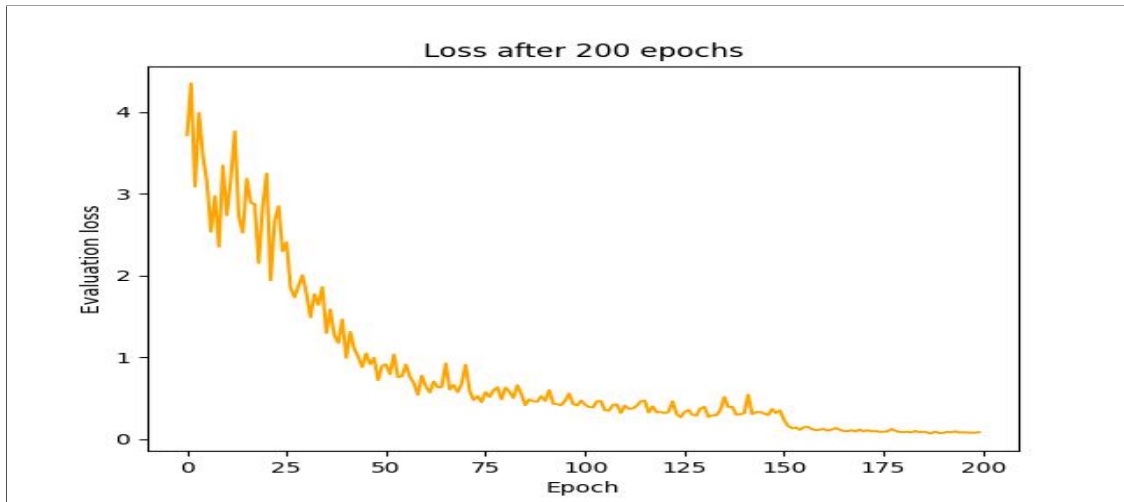


Fig. 5: The validation loss curve for Student model ResNet-18 and Teacher model ResNet-50.

4.1 Ablation Study

We also perform a mini ablation study on a variety of factors: the backbone network, stage in which distillation is applied, layers in frontnet module and various hyperparameters.

- *Backbone Network*: As it can be seen from Table 3, we experimented with 2 backbone networks. The TAM-ResNet101 backbone model performs the best for both the teacher and student models. Further, employing parameter heavy models such as ResNet-152 as the backbone would not only defeat the purpose of moving towards a more online solution but the relatively small size of the target dataset for fine-tuning means there will be considerable concerns in performance due to model over-fitting.
- *Distillation Stage*: There are two possibilities: directly distill the frozen TAM backbone module and then use the distilled model as a plug-in within the network. We call this as the early distillation where the distillation is done early on in the network. However, performance using this approach is not satisfactory: taking the TAM-ResNet50 as the backbone Teacher model, we get only 8.3% accuracy on the Kinetics400 dataset using the ResNet-18 as the student model. We suspect this is due to the inability of the student model to directly learn features from the heavy teacher model. Therefore, we chose to go with the late stage distillation process.
- *FrontNet Module and Hyperparameters*: We found adding dropout layers decreased the accuracy by 1.2%, adding more fully connected layers in the latter half of the FrontNet module decreased accuracy as much as 4.9% of the teacher module to 57.2%. We did not find much difference in accuracy on using NLL loss instead of CrossEntropy so we chose to keep it. We found a learning rate of 0.0001 and batch size of 64 and 128 to be optimal for all our teacher and student model experiments as bigger batches lead to better performance.

5 Conclusion

In this paper, we introduce a new Soccer Dataset consisting of 4 diverse classes and over 70 video clips per class. It also provides a challenging task as multiple camera angles are present and occlusion is also there in some cases. We also provide a corresponding transfer learning with knowledge distillation framework for benchmarking on the new dataset. The network not only provides the flexibility of using any of the original (teacher) model as the classifier but also has the option of using a smaller network (ResNet-18 in our case) as the student network, hence using less computational resources. Therefore, both the dataset and the corresponding framework can be used for action recognition purposes from soccer videos in the future.

References

- [1] Saikat Sarkar, Amlan Chakrabarti, and Dipti Prasad Mukherjee. Estimation of ball possession statistics in soccer video. In *Proceedings of the 11th Indian Conference on Computer Vision, Graphics and Image Processing*, pages 1–8, 2018.
- [2] Saikat Sarkar, Dipti Prasad Mukherjee, and Amlan Chakrabarti. From soccer video to ball possession statistics. *Pattern Recognition*, 122:108338, 2022.
- [3] Graham Thomas, Rikke Gade, Thomas B Moeslund, Peter Carr, and Adrian Hilton. Computer vision for sports: Current applications and research topics. *Computer Vision and Image Understanding*, 159: 3–18, 2017.
- [4] Saikat Sarkar, Dipti Prasad Mukherjee, and Amlan Chakrabarti. Reinforcement learning for pass detection and generation of possession statistics in soccer. *IEEE Transactions on Cognitive and Developmental Systems*, 15(2):914–924, 2023.
- [5] Saikat Sarkar, Dipti Prasad Mukherjee, and Amlan Chakrabarti. Watch and act: Dual interacting agents for automatic generation of possession statistics in soccer. In *Proceedings of the IEEE/CVF Conference on Computer Vision and Pattern Recognition*, pages 3560–3568, 2022.
- [6] Adrien Deliege, Anthony Cioppa, Silvio Giancola, Meisam J Seikavandi, Jacob V Dueholm, Kamal Nasrollahi, Bernard Ghanem, Thomas B Moeslund, and Marc Van Droogenbroeck. Soccernet-v2: A dataset and benchmarks for holistic understanding of broadcast soccer videos. In *Proceedings of the IEEE/CVF Conference on Computer Vision and Pattern Recognition*, pages 4508–4519, 2021.
- [7] Anthony Cioppa, Adrien Deliege, Silvio Giancola, Bernard Ghanem, Marc Van Droogenbroeck, Rikke Gade, and Thomas B Moeslund. A context-aware loss function for action spotting in soccer videos. In *Proceedings of the IEEE/CVF Conference on Computer Vision and Pattern Recognition*, pages 13126–13136, 2020.

- [8] Yudong Jiang, Kaixu Cui, Leilei Chen, Canjin Wang, and Changliang Xu. Soccerdb: A large-scale database for comprehensive video understanding. In *Proceedings of the 3rd International Workshop on Multimedia Content Analysis in Sports*, pages 1–8, 2020.
- [9] Joao Carreira, Eric Noland, Andras Banki-Horvath, Chloe Hillier, and Andrew Zisserman. A short note about kinetics-600. *arXiv preprint arXiv:1808.01340*, 2018.
- [10] Khurram Soomro, Amir Roshan Zamir, and Mubarak Shah. Ucf101: A dataset of 101 human actions classes from videos in the wild. *arXiv preprint arXiv:1212.0402*, 2012.
- [11] Zhaoyang Liu, Limin Wang, Wayne Wu, Chen Qian, and Tong Lu. Tam: Temporal adaptive module for video recognition. In *Proceedings of the IEEE/CVF International Conference on Computer Vision*, pages 13708–13718, 2021.
- [12] Kaiming He, Xiangyu Zhang, Shaoqing Ren, and Jian Sun. Deep residual learning for image recognition. In *Proceedings of the IEEE conference on computer vision and pattern recognition*, pages 770–778, 2016.
- [13] Chun-Fu Richard Chen, Rameswar Panda, Kandan Ramakrishnan, Rogerio Feris, John Cohn, Aude Oliva, and Quanfu Fan. Deep analysis of cnn-based spatio-temporal representations for action recognition. In *Proceedings of the IEEE/CVF Conference on Computer Vision and Pattern Recognition*, pages 6165–6175, 2021.
- [14] Joao Carreira and Andrew Zisserman. Quo vadis, action recognition? a new model and the kinetics dataset. In *proceedings of the IEEE Conference on Computer Vision and Pattern Recognition*, pages 6299–6308, 2017.
- [15] Rohit Girdhar, Du Tran, Lorenzo Torresani, and Deva Ramanan. Distinit: Learning video representations without a single labeled video. In *Proceedings of the IEEE/CVF International Conference on Computer Vision*, pages 852–861, 2019.
- [16] Mohammad Ashraf Russo, Alexander Filonenko, and Kang-Hyun Jo. Sports classification in sequential frames using cnn and rnn. In *2018 International Conference on Information and Communication Technology Robotics (ICT-ROBOT)*, pages 1–3. IEEE, 2018.
- [17] Anna Kukleva, Mohammad Asif Khan, Hafez Farazi, and Sven Behnke. Utilizing temporal information in deep convolutional network for efficient soccer ball detection and tracking. In *Robot World Cup*, pages 112–125. Springer, 2019.
- [18] Christoph Feichtenhofer, Axel Pinz, and Andrew Zisserman. Convolutional two-stream network fusion for video action recognition. In *Proceedings of the IEEE conference on computer vision and pattern recognition*, pages 1933–1941, 2016.
- [19] Andrej Karpathy, George Toderici, Sanketh Shetty, Thomas Leung, Rahul Sukthankar, and Li Fei-Fei. Large-scale video classification with convolutional neural networks. In *Proceedings of the IEEE conference on Computer Vision and Pattern Recognition*, pages 1725–1732, 2014.
- [20] Du Tran, Lubomir Bourdev, Rob Fergus, Lorenzo Torresani, and Manohar Paluri. Learning spatiotemporal features with 3d convolutional networks. In *Proceedings of the IEEE international conference on computer vision*, pages 4489–4497, 2015.