
Adaptive Linear Estimating Equations

Mufang Ying

Department of Statistics
Rutgers University - New Brunswick
Piscataway, NJ 08854
my426@scarletmail.rutgers.edu

Koulik Khamaru

Department of Statistics
Rutgers University - New Brunswick
Piscataway, NJ 08854
k1241@stat.rutgers.edu

Cun-Hui Zhang

Department of Statistics
Rutgers University - New Brunswick
Piscataway, NJ 08854
czhang@stat.rutgers.edu

Abstract

Sequential data collection has emerged as a widely adopted technique for enhancing the efficiency of data gathering processes. Despite its advantages, such data collection mechanism often introduces complexities to the statistical inference procedure. For instance, the ordinary least squares (OLS) estimator in an adaptive linear regression model can exhibit non-normal asymptotic behavior, posing challenges for accurate inference and interpretation. In this paper, we propose a general method for constructing debiased estimator which remedies this issue. It makes use of the idea of adaptive linear estimating equations, and we establish theoretical guarantees of asymptotic normality, supplemented by discussions on achieving near-optimal asymptotic variance. A salient feature of our estimator is that in the context of multi-armed bandits, our estimator retains the non-asymptotic performance of the least square estimator while obtaining asymptotic normality property. Consequently, this work helps connect two fruitful paradigms of adaptive inference: a) non-asymptotic inference using concentration inequalities and b) asymptotic inference via asymptotic normality.

1 Introduction

Adaptive data collection arises as a common practice in various scenarios, with a notable example being the use of (contextual) bandit algorithms. Algorithms like these aid in striking a balance between exploration and exploitation trade-offs within decision-making processes, encompassing domains such as personalized healthcare and web-based services [31, 22, 3, 20]. For instance, in personalized healthcare, the primary objective is to choose the most effective treatment for each patient based on their individual characteristics, such as medical history, genetic profile, and living environment. Bandit algorithms can be used to allocate treatments based on observed response, and the algorithm updates its probability distribution to incorporate new information as patients receive treatment and their response is observed. Over time, the algorithm can learn which treatments are the most effective for different types of patients.

Although the adaptivity in data collection improves the quality of data, the sequential nature (non-iid) of the data makes the inference procedure quite challenging [30, 24, 5, 26, 25, 10, 28, 27]. There

is a lengthy literature on the problem of parameter estimation in the adaptive design setting. In a series of work [14, 18, 16], the authors studied the consistency of the least squares estimator for an adaptive linear model. In a later work, Lai [13] studied the consistency of the least squares estimator in a nonlinear regression model. The collective wisdom of these papers is that, for adaptive data collection methods, standard estimators are consistent under a mild condition on the maximum and minimum eigenvalues of the covariance matrix [18, 13]. In a more recent line of work [1, 2], the authors provide a high probability upper bound on the ℓ_2 -error of the least squares estimator for a linear model. We point out that, while the high probability bounds provide a quantitative behavior of OLS, these results assume a stronger sub-Gaussian assumption on the noise variables.

The problem of inference, i.e. constructing valid confidence intervals, with adaptively collected data is much more delicate. Lai and Wei [18] demonstrated that for a unit root autoregressive model, which is an example of adaptive linear regression models, the least squares estimator doesn't achieve asymptotic normality. Furthermore, the authors showed that for a linear regression model, the least squares estimator is asymptotically normal when the data collection procedure satisfies a stability condition. Concretely, letting \mathbf{x}_i denote the covariate associated with i^{th} sample, the authors require

$$\mathbf{B}_n^{-1} \mathbf{S}_n \xrightarrow{p} \mathbf{I} \quad (1)$$

where $\mathbf{S}_n = \sum_{i=1}^n \mathbf{x}_i \mathbf{x}_i^\top$ and $\{\mathbf{B}_n\}_{n \geq 1}$ is a sequence of *non-random* positive definite matrices. Unfortunately, in many scenarios, the stability condition (1) is violated [33, 18]. Moreover, in practice, it might be difficult to verify whether the stability condition (1) holds or not. In another line of research [10, 32, 4, 9, 26, 29, 23, 33], the authors assume knowledge of the underlying data collection algorithm and provide asymptotically valid confidence intervals. While this approach offers intervals under a much weaker assumption on the underlying model, full knowledge of the data collection algorithm is often unavailable in practice.

Connections to online debiasing based methods: In order to produce valid statistical inference when the stability condition 1 does not hold, some authors [8, 7, 12] utilize the idea of online debiasing. At a high level, the online debiased estimator reduces bias from an initial estimate (usually the least squares estimate) by adding some correction terms, and the online debiasing procedure does not require the knowledge of the data generating process. Although this procedure guarantees asymptotic reduction of bias to zero, the bias term's convergence rate can be quite slow.

In this work, we consider estimating the unknown parameter in an adaptive linear model by using a set of Adaptive Linear Estimating Equations (ALEE). We show that our proposed ALEE estimator achieves asymptotic normality without knowing the exact data collection algorithm while addressing the slowly decaying bias problem in online debiasing procedure.

2 Background and problem set-up

In this section, we provide the background for our problem and set up a few notations. We begin by defining the adaptive data collection mechanism for linear models.

2.1 Adaptive linear model

Suppose a scalar response variable y_t is linked to a covariate vector $\mathbf{x}_t \in \mathbb{R}^d$ at time t via the linear model:

$$y_t = \mathbf{x}_t^\top \boldsymbol{\theta}^* + \epsilon_t \quad \text{for } t \in [n], \quad (2)$$

where $\boldsymbol{\theta}^* \in \mathbb{R}^d$ is the unknown parameter of interest.

In an adaptive linear model, the regressor \mathbf{x}_t at time t is assumed to be a (unknown) function of the prior data point $\{\mathbf{x}_1, y_1, \dots, \mathbf{x}_{t-1}, y_{t-1}\}$ as well as additional source of randomness that may be present in the data collection process. Formally, we assume there is an increasing sequence of σ -fields $\{\mathcal{F}_t\}_{t \geq 0}$ such that

$$\sigma(\mathbf{x}_1, y_1, \dots, \mathbf{x}_{t-1}, y_{t-1}, \mathbf{x}_t) \in \mathcal{F}_{t-1} \quad \text{for } t \in [n].$$

For the noise variables $\{\epsilon_t\}_{t \geq 1}$ that appear in equation (2), we impose the following conditions

$$\mathbb{E}[\epsilon_t | \mathcal{F}_{t-1}] = 0, \quad \mathbb{E}[\epsilon_t^2 | \mathcal{F}_{t-1}] = \sigma^2 \quad \text{and} \quad \sup_{t \geq 1} \mathbb{E}[|\epsilon_t / \sigma|^{2+\delta} | \mathcal{F}_{t-1}] < \infty. \quad (3)$$

The above condition is relatively mild compared to a sub-Gaussian condition.

Examples of adaptive linear model arise in various problems, including multi-arm and contextual bandit problems, dynamical input-output systems, adaptive approximation schemes and time series models. For instance, in the context of the multi-armed bandit problem, the design vector \mathbf{x}_t is one of the basis vectors $\{e_k\}_{k \in [d]}$, representing an arm being pulled, while $\boldsymbol{\theta}^*$, y_t represent the true mean reward vector and reward at time t , respectively.

2.2 Adaptive linear estimating equations

As we mentioned earlier, the OLS estimator can fail to achieve asymptotic normality due to the instability of the covariance matrix with adaptively collected data. To get around this issue, we consider a different approach ALEE (adaptive linear estimating equations). Namely, we obtain an estimate by solving a system of linear estimating equations with adaptive weights,

$$\text{ALEE:} \quad \sum_{t=1}^n \mathbf{w}_t (y_t - \mathbf{x}_t^\top \widehat{\boldsymbol{\theta}}_{\text{ALEE}}) = \mathbf{0}. \quad (4)$$

Here the weight $\mathbf{w}_t \in \mathbb{R}^d$ is chosen in a way that $\mathbf{w}_t \in \mathcal{F}_{t-1}$ for $t \in [n]$. Let us now try to gain some intuition behind the construction of ALEE. Rewriting equation (4), we have

$$\left\{ \sum_{t=1}^n \mathbf{w}_t \mathbf{x}_t \right\} \cdot (\widehat{\boldsymbol{\theta}}_{\text{ALEE}} - \boldsymbol{\theta}^*) = \sum_{t=1}^n \mathbf{w}_t \epsilon_t. \quad (5)$$

Notably, the choice of $\mathbf{w}_t \in \mathcal{F}_{t-1}$ makes $\sum_{t=1}^n \mathbf{w}_t \epsilon_t$ the sum of a martingale difference sequence. Our first theorem postulates conditions on the weight vectors $\{\mathbf{w}_t\}_{t \geq 1}$ such that the right-hand side of (5) converges to normal distribution asymptotically. Throughout the paper, we use the shorthand $\mathbf{W}_t = (\mathbf{w}_1, \dots, \mathbf{w}_t)^\top \in \mathbb{R}^{t \times d}$, $\mathbf{X}_t = (\mathbf{x}_1, \dots, \mathbf{x}_t)^\top \in \mathbb{R}^{t \times d}$.

Proposition 2.1. *Suppose condition (3) holds and the predictable sequence $\{\mathbf{w}_t\}_{1 \leq t \leq n}$ satisfies*

$$\max_{t \leq n} \|\mathbf{w}_t\|_2 = o_p(1) \quad \text{and} \quad \|\mathbf{I}_d - \mathbf{W}_n^\top \mathbf{W}_n\|_{\text{op}} = o_p(1). \quad (6)$$

Let $\mathbf{A}_w = \mathbf{V}_w \mathbf{U}_w^\top \mathbf{X}_n$ with $\mathbf{W}_n = \mathbf{U}_w \boldsymbol{\Lambda}_w \mathbf{V}_w^\top$ being the SVD of \mathbf{W}_n . Then,

$$\mathbf{A}_w (\widehat{\boldsymbol{\theta}}_{\text{ALEE}} - \boldsymbol{\theta}^*) / \widehat{\sigma} \xrightarrow{d} \mathcal{N}(\mathbf{0}, \mathbf{I}_d), \quad (7)$$

where $\widehat{\sigma}$ is any consistent estimator for σ .

Proof. Invoking the second part of the condition (6), we have that $\boldsymbol{\Lambda}_w$ is invertible for large n , and $\|\mathbf{V}_w \boldsymbol{\Lambda}_w^{-1} \mathbf{V}_w^\top - \mathbf{I}_d\|_{\text{op}} = o_p(1)$. Utilizing the expression (5), we have

$$\mathbf{A}_w (\widehat{\boldsymbol{\theta}}_{\text{ALEE}} - \boldsymbol{\theta}^*) / \sigma = \mathbf{V}_w \boldsymbol{\Lambda}_w^{-1} \mathbf{V}_w^\top \mathbf{W}_n^\top \mathbf{X}_n (\widehat{\boldsymbol{\theta}}_{\text{ALEE}} - \boldsymbol{\theta}^*) / \sigma = \mathbf{V}_w \boldsymbol{\Lambda}_w^{-1} \mathbf{V}_w^\top \sum_{t=1}^n \mathbf{w}_t \epsilon_t / \sigma.$$

Invoking the stability condition on the weights $\{\mathbf{w}_t\}$ and using the fact that $\sum_{t=1}^n \mathbf{w}_t \epsilon_t$ is a martingale difference sequence, we conclude from martingale central limit theorem that

$$\sum_{t=1}^n \mathbf{w}_t \epsilon_t / \sigma \xrightarrow{d} \mathcal{N}(\mathbf{0}, \mathbf{I}_d).$$

Combining the last equation with $\|\mathbf{V}_w \boldsymbol{\Lambda}_w^{-1} \mathbf{V}_w^\top - \mathbf{I}_d\|_{\text{op}} = o_p(1)$ and using Slutsky's theorem yield

$$\mathbf{A}_w (\widehat{\boldsymbol{\theta}}_{\text{ALEE}} - \boldsymbol{\theta}^*) / \sigma \xrightarrow{d} \mathcal{N}(\mathbf{0}, \mathbf{I}_d).$$

The claim of Proposition 2.1 now follows from Slutsky's theorem.

A few comments regarding the Proposition 2.1 are in order. Straightforward calculation shows

$$\mathbf{A}_w^\top \mathbf{A}_w = \mathbf{X}_n^\top \mathbf{P}_w \mathbf{X}_n \preceq \mathbf{S}_n, \quad \text{where} \quad \mathbf{P}_w = \mathbf{W}_n (\mathbf{W}_n^\top \mathbf{W}_n)^{-1} \mathbf{W}_n^\top. \quad (8)$$

In words, the volume of the confidence region based on (7) is always larger than the confidence region generated by the least squares estimate. Therefore, the ALEE-based inference, which is consistently valid, exhibits a reduced efficiency in cases where both types of confidence regions are valid. Compared with the confidence region based on OLS, the advantage of the ALEE approach is to provide flexibility in the choice of weights to guarantee the validity of the CLT conditions (6).

Next, note that the matrix \mathbf{A}_w is asymptotically equivalent to the matrix $\mathbf{W}_n^\top \mathbf{X}_n$ (see equation (5)) under the stability condition (6). The benefit of this reformulation is that it helps us better understand efficiency of ALEE compared with the OLS. This has led us to define a notion of *affinity* between the weights $\{\mathbf{w}_t\}_{t \geq 1}$ and covariates $\{\mathbf{x}_t\}_{t \geq 1}$ for better understanding of the efficiency of ALEE and ways to design nearly optimal weights, as it will be clear in the next section.

Finally, it is straightforward to obtain a consistent estimate for σ . For instance, assuming $\log(\lambda_{\max}(\mathbf{X}_n^\top \mathbf{X}_n))/n \xrightarrow{a.s.} 0$ and the noise condition (3), we have

$$\hat{\sigma}^2 := \frac{1}{n} \sum_{t=1}^n (y_t - \mathbf{x}_t^\top \hat{\boldsymbol{\theta}}_{\text{LS}})^2 \xrightarrow{a.s.} \sigma^2. \quad (9)$$

See [18, Lemma 3] for a complete proof of the result; here, $\hat{\boldsymbol{\theta}}_{\text{LS}}$ is the least squares estimate.

3 Main results

In this section, we propose methods to construct weights $\{\mathbf{w}_t\}_{t \geq 1}$ which satisfy the stability property (6), and study the resulting ALEE. Section 3.1 is devoted to the multi-arm bandit case, Section 3.2 to an autoregressive model, and Section 3.3 to the contextual bandit case. Before delving into details, let us try to understand intuitively how to construct weights that have desirable properties.

The expression (8) reveals that the efficiency of ALEE depends on the projection of the data matrix \mathbf{X}_n on \mathbf{W}_n . Thus, the efficiency of the ALEE approach can be measured by the principal angles between the random projections \mathbf{P}_w in (8) and $\mathbf{P}_x = \mathbf{X}_n \mathbf{S}_n^{-1} \mathbf{X}_n^\top$. Accordingly, we define the *affinity* $\mathcal{A}(\mathbf{W}_n, \mathbf{X}_n)$ of the weights $\{\mathbf{w}_t\}_{t \geq 1}$ as the cosine of the largest principle angle, or equivalently

$$\mathcal{A}(\mathbf{W}_n, \mathbf{X}_n) = \sigma_d(\mathbf{P}_x \mathbf{P}_w) = \sigma_d(\mathbf{U}_w^\top \mathbf{X}_n \mathbf{S}_n^{-1/2}) \quad (10)$$

as the d -th largest singular value of $\mathbf{P}_x \mathbf{P}_w$. Formally, the above definition captures the cosine of the angle between the two subspaces spanned by the columns of \mathbf{X}_n and \mathbf{W}_n , respectively [11]. Good weights $\{\mathbf{w}_t\}_{t \geq 1}$ are those with relatively large affinity or

$$\mathbf{U}_w \propto \mathbf{X}_n \mathbf{S}_n^{-1/2} \quad (\text{approximatively}). \quad (11)$$

3.1 Multi-arm bandits

In the context of the K -arm bandit problem, the sample covariance matrix has a diagonal structure, which means that we can focus on constructing weights $\{\mathbf{w}_t\}_{t \geq 1}$ for each coordinate individually. For an arm $k \in [K]$ and round $t \geq 1$, define

$$s_{t,k} = s_0 + \sum_{i=1}^t x_{i,k}^2 \quad \text{for some positive } s_0 \in \mathcal{F}_0. \quad (12)$$

Define the k^{th} coordinate of the weight \mathbf{w}_t as

$$w_{t,k} = f\left(\frac{s_{t,k}}{s_0}\right) \frac{x_{t,k}}{\sqrt{s_0}} \quad \text{with} \quad f(x) = \sqrt{\frac{\log 2}{x \cdot \log(e^2 x) \cdot (\log \log(e^2 x))^2}}. \quad (13)$$

The intuition behind the above construction is follows. The discussion at near equation (11) indicates that the k^{th} coordinate of \mathbf{w}_t should be proportional to $x_{t,k}/(\sum_{i \leq n} x_{i,k}^2)^{1/2}$. However, the weight \mathbf{w}_t is required to be predictable, which can only depend on the data points¹ up to time t . Consequently, we approximate the sum $\sum_{i \leq n} x_{i,k}^2$ by the partial sum $s_{t,k}$ in (12). Finally, note that

$$w_{t,k} = f\left(\frac{s_{t,k}}{s_0}\right) \cdot \frac{x_{t,k}}{\sqrt{s_0}} \approx \frac{x_{t,k}}{\sqrt{s_{t,k}}}. \quad (14)$$

The logarithmic factors in (13) ensure that the stability conditions (6) hold. In the following theorem, we generalize the above method as a general strategy for constructing weights $\{\mathbf{w}_t\}_{t \geq 1}$ satisfying the stability condition (6).

¹Note that $\mathbf{x}_{t,k} \in \mathcal{F}_{t-1}$ can be used to construct \mathbf{w}_t

3.1.1 Stable weight construction strategy

Let $f(x) > 0$ be a deterministic decreasing function satisfying

$$\int_1^\infty f^2(x)dx = 1 \quad \text{and} \quad \int_1^\infty f(x)dx = \infty. \quad (15)$$

With $s_0 \in \mathcal{F}_0$, we define weights $w_{t,k}$ as

$$w_{t,k} = f\left(\frac{s_{t,k}}{s_0}\right) \frac{x_{t,k}}{\sqrt{s_0}} \quad \text{with} \quad s_{t,k} = s_0 + \sum_{i=1}^t x_{i,k}^2. \quad (16)$$

A key condition that ensures the weights $\{w_{t,k}\}_{t \geq 1}$ satisfy the desirable stability property (6) is

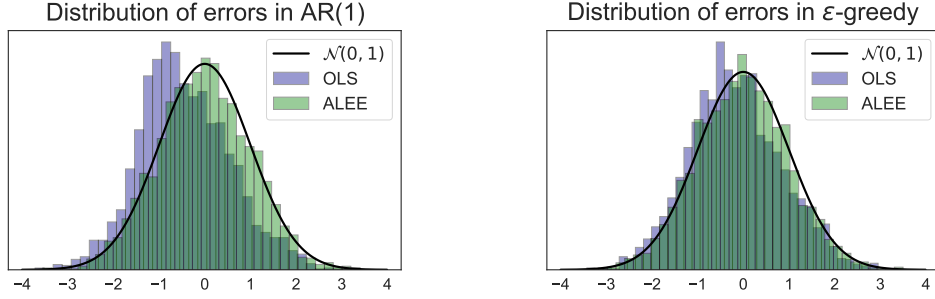


Figure 1: Empirical distribution of the standardized errors from OLS and ALEE approach. Results are obtained with a dataset of size $n = 1000$ and 3000 independent replications. Left: AR(1) model $y_t = y_{t-1} + \epsilon_t$ with independent errors $\epsilon_t \sim \mathcal{N}(0, 1)$. Right: Two-armed bandit problem with equal arm mean $\theta_1^* = \theta_2^* = 0.3$ and independent noise $\epsilon_t \sim \mathcal{N}(0, 1)$.

$$\max_{t \leq n} f^2\left(\frac{s_{t,k}}{s_0}\right) \frac{x_{t,k}^2}{s_0} + \max_{1 \leq t \leq n} \left(1 - \frac{f(s_{t,k}/s_0)}{f(s_{t-1,k}/s_0)}\right) + \int_{s_{n,k}/s_0}^\infty f^2(x)dx = o_p(1). \quad (17)$$

For multi-armed bandits, this condition is automatically satisfied when both quantities $1/s_0$ and $s_0/s_{n,k}$ converge to zero in probability. Putting together the pieces we have the following result for multi-armed bandits.

Theorem 3.1. *Suppose (3) holds, and for some $k \in [K]$, $1/s_0$ and $s_0/s_{n,k}$ converge to zero in probability. Then, the k^{th} coordinate $\hat{\theta}_{\text{ALEE},k}$, obtained using weights from equation (16), satisfies*

$$\left(\hat{\theta}_{\text{ALEE},k} - \theta_k^*\right) \cdot \int_1^{s_{n,k}/s_0} \frac{\sqrt{s_0}}{\hat{\sigma}} f(x)dx \xrightarrow{d} \mathcal{N}(0, 1), \quad (18)$$

where $\hat{\sigma}$ is a consistent estimate of σ . Equivalently,

$$\frac{1}{\hat{\sigma}(\sum_{1 \leq t \leq n} w_{t,k}^2)^{1/2}} \left(\sum_{t=1}^n w_{t,k} x_{t,k}\right) \cdot (\hat{\theta}_{\text{ALEE},k} - \theta_k^*) \xrightarrow{d} \mathcal{N}(0, 1). \quad (19)$$

See the Appendix for a proof of this theorem. A few comments regarding Theorem 3.1 are in order. First, when an asymptotically optimal allocation rule is used to achieve the optimal regret in [17] with sample size $s_{n,k} \asymp \log n$ for each suboptimal arm, or a sub-optimal rule is used to achieve $s_{n,k} = \text{polylog}(n)$. The classical martingale CLT applies to the optimal arm (if unique) for such asymptotically optimal or sub-optimal allocation rules, and one may obtain a valid confidence interval for the optimal arm from the standard OLS estimator [18]. However, such CIs are not guaranteed for suboptimal arms. The above theorem allows us to construct CIs for all the arms.

Next, while Theorem 3.1 holds for any s_0 diverging to infinity but of smaller order than $s_{n,k}$, possibly depending on k , the rate of convergence of $\sum_{t=1}^n w_{t,k} \epsilon_t$ to normality is improved by choosing large s_0 . In practice, one should choose s_0 slightly smaller than the best known lower bound of $s_{n,k}$.

Finally, The choice of function f determines the efficiency of ALEE estimator. For instance, taking function $f = 1/x$, we obtain an estimator with asymptotic variance of order $1/\{s_0 \log^2(s_{n,k}/s_0)\}$, which is only better than what one would get using stopping time results by a logarithmic factor. In the next Corollary, an improved choice of f yields near optimal variance up to logarithmic terms.

Corollary 3.2. *Under the same set of assumptions in Theorem 3.1. The ALEE estimate, obtained by using $f(x) = (\beta \log^\beta 2)^{1/2} \{x(\log e^2 x)(\log \log e^2 x)^{1+\beta}\}^{-1/2}$ for any $\beta > 0$ satisfies*

$$\sqrt{\frac{4\beta(\log 2)^\beta}{\log(s_{n,k}/s_0)\{\log \log(s_{n,k}/s_0)\}^{1+\beta}}} \cdot \frac{\sqrt{s_{n,k}}(\widehat{\theta}_{\text{ALEE},k} - \theta^*)}{\widehat{\sigma}} \xrightarrow{d} \mathcal{N}(0, 1).$$

The proof of this corollary follows directly from Theorem 3.1. For $s_0 = (\log n)/(\log \log n)$ in multi-armed bandits with asymptotically optimal allocations, $\log(s_{n,k}/s_0) = (1 + o(1)) \log \log s_{n,k}$.

3.1.2 Finite sample bounds for ALEE estimators

One may also construct finite sample confidence intervals for each arm via applying concentration bounds. Indeed, for any arm $k \in K$, we have

$$\left\{ \sum_{t=1}^n w_{t,k} x_{t,k} \right\} \cdot (\widehat{\theta}_{\text{ALEE},k} - \theta_k^*) = \sum_{t=1}^n w_{t,k} \epsilon_t. \quad (20)$$

Following the construction of $w_{t,k} \in \mathcal{F}_{t-1}$, the term $\sum_{t=1}^n w_{t,k} \epsilon_t$ is amenable to concentration inequalities if we assume that the noise ϵ_t is sub-Gaussian, i.e.

$$\forall \lambda \in \mathbb{R} \quad \mathbb{E}[e^{\lambda \epsilon_t} \mid \mathcal{F}_{t-1}] \leq e^{\sigma_g^2 \lambda^2 / 2}. \quad (21)$$

Corollary 3.3 (Theorem 1 in [1]). *Suppose the sub-Gaussian noise condition (21) is in force. Then for any $\delta > 0$ and $\lambda_0 > 0$, the following bound holds with probability at least $1 - \delta$*

$$\left| \sum_{t=1}^n w_{t,k} x_{t,k} \right| \cdot |\widehat{\theta}_{\text{ALEE},k} - \theta_k^*| \leq \sigma_g \sqrt{\left(\lambda_0 + \sum_{t=1}^n w_{t,k}^2 \right) \cdot \log \left(\frac{\lambda_0 + \sum_{t=1}^n w_{t,k}^2}{\delta^2 \lambda_0} \right)}. \quad (22)$$

Remark 3.4. *Combining Corollary 3.2 with $\beta = 1$ and Corollary 3.3 with $\lambda_0 = 1$, we conclude that with probability at least $1 - \delta$*

$$|\widehat{\theta}_{\text{ALEE},k} - \theta_k^*| \leq \sigma_g \sqrt{\log(2/\delta^2)} \frac{\sqrt{2 + \log(s_{n,k}/s_0)} \log\{2 + \log(s_{n,k}/s_0)\}}{\sqrt{s_{n,k}} - \sqrt{s_0}} \quad (23)$$

provided $s_0 > 1$. Recall that $\sqrt{s_{n,k}} = (s_0 + \sum_{t \leq n} x_{t,k}^2)^{1/2}$, the bound is in the same spirit as existing finite sample bounds for the OLS estimator for arm means [1, 19]. Put simply, the ALEE estimator behaves similar to an OLS estimator non-asymptotically while retaining asymptotic normality.

3.2 Autoregressive time series

Next, we focus on an autoregressive time series model

$$y_t = \theta^* y_{t-1} + \epsilon_t \quad \text{for } t = 1, \dots, n. \quad (24)$$

Note that the above model is a special case of the adaptive linear model (2). It is well-known that when $\theta^* \in (-1, 1)$, the time series model (24) satisfies a stability assumption (1). Consequently, one might use the OLS estimate based confidence intervals [18] for θ^* . However, when $\theta^* = 1$ — also known as the *unit root* case — stability condition (1) does not hold, and the least squares estimator is not asymptotically normal [18]. In other words, when $\theta^* = 1$, the least squares based intervals do not provide correct coverage.

In this section, we apply ALEE based approach to construct confidence intervals that are valid for $\theta^* = 1$. Similar to previous sections, let $s_0 \in \mathcal{F}_0$ and denote $s_t = s_0 + \sum_{1 \leq i \leq t} y_{i-1}^2$. Following a construction similar to the last section, we have the following corollary.

Corollary 3.5. Consider a positive decreasing function f satisfying (15) and assume a similar condition to (17) holds:

$$\max_{t \leq n} f^2 \left(\frac{s_t}{s_0} \right) \frac{y_{t-1}^2}{s_0} + \max_{1 \leq t \leq n} \left(1 - \frac{f(s_t/s_0)}{f(s_{t-1}/s_0)} \right) + \int_{s_n/s_0}^{\infty} f^2(x) dx = o_p(1). \quad (25)$$

Then, using weight $w_t = f(s_t/s_0)y_{t-1}/\sqrt{s_0}$, the ALEE estimate $\hat{\theta}_{\text{ALEE}}$ satisfies

$$(\hat{\theta}_{\text{ALEE}} - \theta^*) \cdot \int_1^{s_n/s_0} \frac{\sqrt{s_0}}{\hat{\sigma}} f(x) dx \xrightarrow{d} \mathcal{N}(0, 1), \quad (26)$$

where $\hat{\sigma}$ is a consistent estimate of σ .

Remark 3.6. Corollary (3.5) follows from the proof of Theorem 3.1.

3.3 Contextual bandits

In contextual bandit problems, the task of defining adaptive weights satisfying the stability condition (6) while maintaining affinity large is challenging. Without loss of generality, we assume that $\|\mathbf{x}_t\|_2 \leq 1$. Following the discussion around (11) and using \mathbf{S}_t as an approximation of \mathbf{S}_n , we see that a good choice for the weight is $\mathbf{w}_t \approx \mathbf{x}_t \mathbf{S}_t^{-\frac{1}{2}}$. However, it is not all clear at the moment why the above choice produces d -dimensional weights \mathbf{w}_t satisfying the stability condition (6). It turns out that the success of our construction is based on the variability of certain matrix \mathbf{V}_t . For \mathcal{F}_0 -measurable $d \times d$ positive-definite matrix $\boldsymbol{\Sigma}_0$ and $t \in [n]$, we define

$$\boldsymbol{\Sigma}_t = \boldsymbol{\Sigma}_0 + \sum_{i=1}^t \mathbf{x}_i \mathbf{x}_i^\top \quad \text{and} \quad \mathbf{z}_t = \boldsymbol{\Sigma}_{t-1}^{-\frac{1}{2}} \mathbf{x}_t. \quad (27)$$

For $t \in [n]$, we define the variability matrix \mathbf{V}_t as

$$\mathbf{V}_t = \left(\mathbf{I} + \sum_{i=1}^t \mathbf{z}_i \mathbf{z}_i^\top \right)^{-1} \quad (\text{Variability}). \quad (28)$$

The variability matrix \mathbf{V}_t comes up frequently in finite sample analysis of the least squares estimator [15, 18, 2], the generalized linear models with adaptive data [21], and in online optimization [6]; see comments after Theorem 3.7 for a more detailed discussion on the matrix \mathbf{V}_t . Now, we define weights $\{\mathbf{w}_t\}_{t \geq 1}$ as

$$\mathbf{w}_t = \sqrt{1 + \mathbf{z}_t^\top \mathbf{V}_{t-1} \mathbf{z}_t} \cdot \mathbf{V}_t \mathbf{z}_t. \quad (29)$$

Theorem 3.7. Suppose (3) holds, $\lambda_{\min}(\boldsymbol{\Sigma}_0) \xrightarrow{p} \infty$ and $\lambda_{\min}(\mathbf{V}_n^{-1}) \xrightarrow{p} \infty$. Then, the ALEE estimate $\hat{\theta}_{\text{ALEE}}$, obtained using the weights $\{\mathbf{w}_t\}_{1 \leq t \leq n}$ from (29), satisfies

$$\frac{1}{\sigma} \left(\sum_{t=1}^n \mathbf{w}_t \mathbf{x}_t \right) \cdot (\hat{\theta}_{\text{ALEE}} - \theta^*) \xrightarrow{d} \mathcal{N}(\mathbf{0}, \mathbf{I}_d).$$

See the Appendix for the proof of Theorem 3.7. To better convey the idea of our construction, we provide a lemma here which applies to weights \mathbf{w}_t generated by (28) and (29) with general \mathbf{z}_t .

Lemma 3.8. Let \mathbf{w}_t be as in (29) with the variability matrix \mathbf{V}_t in (28). Then,

$$\sum_{t=1}^n \mathbf{w}_t \mathbf{w}_t^\top = \mathbf{I}_d - \mathbf{V}_n, \quad \max_{1 \leq t \leq n} \|\mathbf{w}_t\|_2 = \max_{1 \leq t \leq n} \|\mathbf{V}_{t-1} \mathbf{z}_t\|_2 / (1 + \mathbf{z}_t^\top \mathbf{V}_{t-1} \mathbf{z}_t)^{1/2}. \quad (30)$$

For $\mathbf{z}_t \in \mathcal{F}_{t-1}$, the stability condition (6) holds when $\max_{1 \leq t \leq n} \mathbf{z}_t^\top \mathbf{V}_t \mathbf{z}_t + \|\mathbf{V}_n\|_{\text{op}} = o_p(1)$.

Proof. For any $t \geq 1$, $\mathbf{V}_t = \mathbf{V}_{t-1} - \mathbf{V}_{t-1} \mathbf{z}_t \mathbf{z}_t^\top \mathbf{V}_{t-1} / (1 + \mathbf{z}_t^\top \mathbf{V}_{t-1} \mathbf{z}_t)$. It follows that $\mathbf{V}_t \mathbf{z}_t = \mathbf{V}_{t-1} \mathbf{z}_t / (1 + \mathbf{z}_t^\top \mathbf{V}_{t-1} \mathbf{z}_t)$ and $\sum_{t=1}^n \mathbf{w}_t \mathbf{w}_t^\top = \sum_{t=1}^n \mathbf{V}_{t-1} (\mathbf{V}_t^{-1} - \mathbf{V}_{t-1}^{-1}) \mathbf{V}_t = \mathbf{I}_d - \mathbf{V}_n$. \square

Comments on Theorem 3.7 conditions: It is instructive to compare the conditions of Theorem 3.1 and Theorem 3.7. The condition $\lambda_{\min}(\boldsymbol{\Sigma}_0) \xrightarrow{p} \infty$ is an analogue of the condition $s_0 \xrightarrow{p} \infty$. The condition $\lambda_{\min}(\mathbf{V}_n^{-1}) \xrightarrow{p} \infty$ is a bit more subtle. This condition is an analogue of the condition $s_{n,k}/s_0 \xrightarrow{p} \infty$. Indeed, applying elliptical potential lemma [2, Lemma 4] yields

$$\frac{\log(\det(\boldsymbol{\Sigma}_0 + \mathbf{S}_n))}{\log(\det(\boldsymbol{\Sigma}_0))} \leq \text{trace}(\mathbf{V}_n^{-1}) - d = \sum_{i=1}^n \mathbf{x}_i^\top \boldsymbol{\Sigma}_{i-1}^{-1} \mathbf{x}_i \leq 2 \cdot \frac{\log(\det(\boldsymbol{\Sigma}_0 + \mathbf{S}_n))}{\log(\det(\boldsymbol{\Sigma}_0))} \quad (31)$$

where $\mathbf{S}_n = \sum_{t=1}^n \mathbf{x}_t \mathbf{x}_t^\top$ is the sample covariance matrix. We see that for $\lambda_{\min}(\mathbf{V}_n^{-1}) \rightarrow \infty$, it is necessary that the sample covariance matrix \mathbf{S}_n grows to infinity at a faster rate than $\boldsymbol{\Sigma}_0$. Additionally, in dimension $d = 1$, the condition $\lambda_{\min}(\mathbf{V}_n^{-1}) \xrightarrow{p} \infty$ is equivalent to $s_{n,k}/s_0 \xrightarrow{p} \infty$.

Comments on variance of ALEE: The variance of $\hat{\boldsymbol{\theta}}_{\text{ALEE}}$ is determined by the matrix $\sum_{t=1}^n \mathbf{w}_t \mathbf{x}_t$. Substituting the value of \mathbf{w}_t , we have

$$\sum_{t=1}^n \mathbf{w}_t \mathbf{x}_t = \sum_{t=1}^n \sqrt{1 + \mathbf{z}_t^\top \mathbf{V}_{t-1} \mathbf{z}_t} \cdot \mathbf{V}_t \boldsymbol{\Sigma}_{t-1}^{-\frac{1}{2}} \mathbf{x}_t \mathbf{x}_t^\top.$$

From (27), it is not very restrictive to choose $\boldsymbol{\Sigma}_0$ to ascertain $\max_{1 \leq t \leq n} \mathbf{z}_t^\top \mathbf{V}_t \mathbf{z}_t = o_p(1)$. Besides, utilizing the elliptical potential lemma (31) gives $\lambda_{\min}(\mathbf{V}_n) \geq (\text{trace}(\mathbf{V}_n^{-1}))^{-1} \geq (d + 2 \log(\det(\boldsymbol{\Sigma}_0 + \mathbf{S}_n)) / \log(\det(\boldsymbol{\Sigma}_0)))^{-1}$. Thus far, we have

$$\begin{aligned} \text{trace} \left(\sum_{t=1}^n \mathbf{w}_t \mathbf{x}_t \right) &\geq \left(d + 2 \frac{\log(\det(\boldsymbol{\Sigma}_0 + \mathbf{S}_n))}{\log(\det(\boldsymbol{\Sigma}_0))} \right)^{-1} \cdot \text{trace} \left(\sum_{t=1}^n \boldsymbol{\Sigma}_{t-1}^{-\frac{1}{2}} \mathbf{x}_t \mathbf{x}_t^\top \right) \\ &\quad + \text{smaller order terms.} \end{aligned}$$

In order to lower bound the right most term above, we first note that $\boldsymbol{\Sigma}_t^{-1} \succeq \boldsymbol{\Sigma}_n^{-1}$ for all $t \leq n$. We now have

$$\text{trace} \left(\sum_{t=1}^n \boldsymbol{\Sigma}_{t-1}^{-\frac{1}{2}} \mathbf{x}_t \mathbf{x}_t^\top \right) \geq \sum_{t=1}^n \mathbf{x}_t^\top \boldsymbol{\Sigma}_n^{-\frac{1}{2}} \mathbf{x}_t = \text{trace}(\mathbf{S}_n \cdot (\boldsymbol{\Sigma}_0 + \mathbf{S}_n)^{-\frac{1}{2}}) \approx \text{trace}(\mathbf{S}_n^{\frac{1}{2}})$$

where the last approximation follows from the fact that \mathbf{S}_n grows at a faster rate compared to $\boldsymbol{\Sigma}_0$ (see the discussion in the previous paragraph). Putting together the pieces, we conclude

$$\text{trace} \left(\sum_{t=1}^n \mathbf{w}_t \mathbf{x}_t \right) \geq \underbrace{\text{trace} \left(\mathbf{S}_n^{\frac{1}{2}} \right)}_{\text{logarithmic in eigenvalues of } \mathbf{S}_n} \cdot \left(d + 2 \frac{\log(\det(\boldsymbol{\Sigma}_0 + \mathbf{S}_n))}{\log(\det(\boldsymbol{\Sigma}_0))} \right)^{-1} + \text{smaller order terms}$$

Comparing the last term to the lower bound [12, Theorem 2.(b)] we see that this is what one could hope for. In other words, the factor involving $d + \log \det(\mathbf{S}_n) \leq d(1 + \log(\lambda_{\max}(\mathbf{S}_n)))$ is unavoidable in general.

4 Numerical experiments

In this section, we consider three settings: two-armed bandit setting, first order auto-regressive model setting and contextual bandit setting. In two-armed bandit setting, the rewards are generated with same arm mean $(\theta_1^*, \theta_2^*) = (0.3, 0.3)$, and noise is generated from a normal distribution with mean 0 and variance 1. To collect two-armed bandit data, we use ϵ -Greedy algorithm with decaying exploration rate $\sqrt{\log(t)}/t$. The rate is designed to make sure the number of times each armed is pulled has order greater than $\log(n)$ up to time n . In the second setting, we consider the time series model,

$$y_t = \theta^* y_{t-1} + \epsilon_t, \quad (32)$$

where $\theta^* = 1$ and noise ϵ_t is drawn from normal distribution with mean 0 and variance 1. In the contextual bandit setting, we consider the true parameter $\boldsymbol{\theta}^*$ to be the same as in the two-armed bandit setting. When $t \leq 10$, a random context \mathbf{x}_t is generated from a uniform distribution in \mathcal{S}^1 . After time step $t = 10$, we apply ϵ -Greedy algorithm to these 10 contexts with decaying exploration rate $\log^2(t)/t$. For all of the above three settings, we run 1000 independent replications.

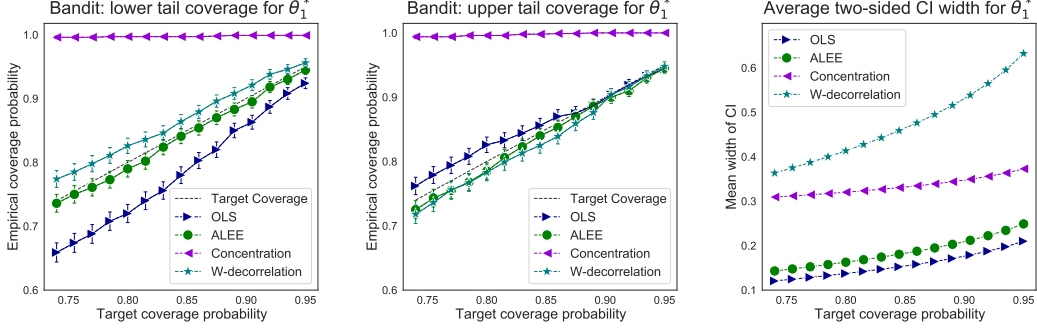


Figure 2: Two armed bandit problem with equal arm mean $\theta_1^* = \theta_2^* = 0.3$. Error bars plotted are \pm standard errors.

To analyze the data we collect for these settings, we apply ALEE approach with weights specified in Corollary 3.2 and equation 29, respectively. More specifically, in the first two settings, we consider $\beta = 1$ in Corollary 3.2. For two-armed bandit example, we set $s_0 = e^2 \log(n)$, which is known to be a lower bound for $s_{n,1}$. In the AR(1) model, we set $s_0 = e^2 n$. For the contextual bandit example, we consider $\Sigma_0 = \log(n) \cdot \mathbf{I}_d$. In the simulations, we also compare ALEE approach to the normality based confidence interval for OLS estimator [18] (which may be incorrect), the concentration bounds for the OLS estimator based on self-normalized Martingale sequence [19], and W-decorrelation [8]. Detailed implementations about these methods can be found in the Appendix.

In Figure 2, we display results for two-armed bandit example, providing the empirical coverage plots for the first arm mean θ_1^* as well as average width for two-sided CIs. We observe that CIs based on OLS undercover θ_1^* while other methods provide satisfactory coverage. Notably, from the average CI width plot, we can see that W-decorrelation and concentration methods have relatively large CI widths. On the contrary, ALEE-based CIs achieve target coverage while keeping the width of CIs relatively small.

For AR(1) model, we display the setting $s_0 = e^3 n / \log \log(n)$ in Figure 3, which is based on the fact that s_n grows at the rate at least n for any $\theta^* \in (-1, 1]$ [18]. For the context bandit example, we summarize the empirical coverage probability and the logarithm of the volume of the confidence regions in Table 1, along with corresponding standard deviations. Similar conclusions can be drawn.

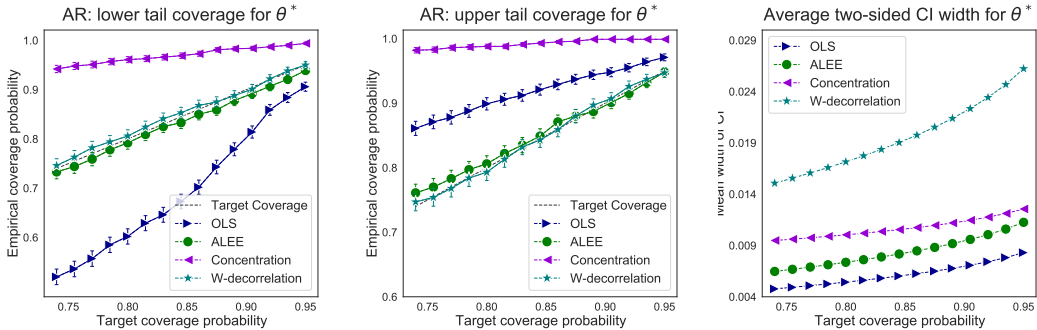


Figure 3: AR(1) with model coefficient $\theta^* = 1$ and $s_0 = e^2 n$. Error bars plotted are \pm standard errors.

5 Discussion

In this paper, we study the parameter estimation problem in adaptive linear model. We propose to use ALEE (adaptive linear estimation equations) to obtain point and interval estimates. Without requiring data to present stability on the covariance matrix, our approach considers construction of

Table 1: Contextual bandit: method comparison.

Method	Level of confidence					
	0.8		0.85		0.9	
	Avg. Coverage	Avg. log(Volumn)	Avg. Coverage	Avg. log(Volumn)	Avg. Coverage	Avg. log(Volumn)
ALEE	0.877 (± 0.328)	-3.114 (± 0.082)	0.917 (± 0.276)	-2.867 (± 0.082)	0.954 (± 0.209)	-2.577 (± 0.082)
OLS	0.776 (± 0.417)	-4.404 (± 0.092)	0.826 (± 0.379)	-4.157 (± 0.092)	0.884 (± 0.320)	-3.867 (± 0.092)
W-Decorrelation	0.810 (± 0.392)	-2.543 (± 0.068)	0.868 (± 0.338)	-2.296 (± 0.068)	0.916 (± 0.277)	-2.006 (± 0.068)
Concentration	1.000 (± 0.000)	-1.366 (± 0.075)	1.000 (± 0.000)	-1.323 (± 0.075)	1.000 (± 0.000)	-1.264 (± 0.076)

stable weights so that asymptotic normality is guaranteed based on martingale central limit theorem. We discuss the construction of weights for the bandit problem and also the contextual bandit problem in details. In corresponding sections, we discuss how to construct weights so that ALEE is more efficient.

References

- [1] Yasin Abbasi-Yadkori, Dávid Pál, and Csaba Szepesvári. Improved algorithms for linear stochastic bandits. *Advances in neural information processing systems*, 24, 2011.
- [2] Yasin Abbasi-Yadkori, Dávid Pál, and Csaba Szepesvári. Online least squares estimation with self-normalized processes: An application to bandit problems. *arXiv preprint arXiv:1102.2670*, 2011.
- [3] Deepak Agarwal, Bee-Chung Chen, Pradheep Elango, Nitin Motgi, Seung-Taek Park, Raghu Ramakrishnan, Scott Roy, and Joe Zachariah. Online models for content optimization. *Advances in Neural Information Processing Systems*, 21, 2008.
- [4] Aurélien Bibaut, Maria Dimakopoulou, Nathan Kallus, Antoine Chambaz, and Mark van Der Laan. Post-contextual-bandit inference. *Advances in neural information processing systems*, 34:28548–28559, 2021.
- [5] Jack Bowden and Lorenzo Trippa. Unbiased estimation for response adaptive clinical trials. *Statistical methods in medical research*, 26(5):2376–2388, 2017.
- [6] Varsha Dani, Thomas P Hayes, and Sham M Kakade. Stochastic linear optimization under bandit feedback. 2008.
- [7] Yash Deshpande, Adel Javanmard, and Mohammad Mehrabi. Online debiasing for adaptively collected high-dimensional data with applications to time series analysis. *Journal of the American Statistical Association*, pages 1–14, 2021.
- [8] Yash Deshpande, Lester Mackey, Vasilis Syrgkanis, and Matt Taddy. Accurate inference for adaptive linear models. In *International Conference on Machine Learning*, pages 1194–1203. PMLR, 2018.
- [9] Maria Dimakopoulou, Zhimei Ren, and Zhengyuan Zhou. Online multi-armed bandits with adaptive inference. *Advances in Neural Information Processing Systems*, 34:1939–1951, 2021.
- [10] Vitor Hadad, David A Hirshberg, Ruohan Zhan, Stefan Wager, and Susan Athey. Confidence intervals for policy evaluation in adaptive experiments. *Proceedings of the National Academy of Sciences*, 118(15):e2014602118, 2021.
- [11] Ilse CF Ipsen and Carl D Meyer. The angle between complementary subspaces. *The American mathematical monthly*, 102(10):904–911, 1995.
- [12] Koulik Khamaru, Yash Deshpande, Lester Mackey, and Martin J Wainwright. Near-optimal inference in adaptive linear regression. *arXiv preprint arXiv:2107.02266*, 2021.
- [13] Tze Leung Lai. Asymptotic properties of nonlinear least squares estimates in stochastic regression models. *The Annals of Statistics*, pages 1917–1930, 1994.
- [14] Tze Leung Lai and Herbert Robbins. Adaptive design and stochastic approximation. *The annals of Statistics*, pages 1196–1221, 1979.
- [15] Tze Leung Lai and Herbert Robbins. Adaptive design and stochastic approximation. *The annals of Statistics*, pages 1196–1221, 1979.
- [16] Tze Leung Lai and Herbert Robbins. Consistency and asymptotic efficiency of slope estimates in stochastic approximation schemes. *Zeitschrift für Wahrscheinlichkeitstheorie und verwandte Gebiete*, 56(3):329–360, 1981.
- [17] Tze Leung Lai, Herbert Robbins, et al. Asymptotically efficient adaptive allocation rules. *Advances in applied mathematics*, 6(1):4–22, 1985.
- [18] Tze Leung Lai and Ching Zong Wei. Least squares estimates in stochastic regression models with applications to identification and control of dynamic systems. *The Annals of Statistics*, 10(1):154–166, 1982.
- [19] Tor Lattimore and Csaba Szepesvari. The end of optimism? an asymptotic analysis of finite-armed linear bandits. In *Artificial Intelligence and Statistics*, pages 728–737. PMLR, 2017.
- [20] Lihong Li, Wei Chu, John Langford, and Robert E Schapire. A contextual-bandit approach to personalized news article recommendation. In *Proceedings of the 19th international conference on World wide web*, pages 661–670, 2010.

- [21] Lihong Li, Yu Lu, and Dengyong Zhou. Provably optimal algorithms for generalized linear contextual bandits. In *International Conference on Machine Learning*, pages 2071–2080. PMLR, 2017.
- [22] Peng Liao, Kristjan Greenewald, Predrag Klasnja, and Susan Murphy. Personalized heartsteps: A reinforcement learning algorithm for optimizing physical activity. *Proceedings of the ACM on Interactive, Mobile, Wearable and Ubiquitous Technologies*, 4(1):1–22, 2020.
- [23] Licong Lin, Koulik Khamaru, and Martin J Wainwright. Semi-parametric inference based on adaptively collected data. *arXiv preprint arXiv:2303.02534*, 2023.
- [24] Alexander R Luedtke and Mark J Van Der Laan. Statistical inference for the mean outcome under a possibly non-unique optimal treatment strategy. *Annals of statistics*, 44(2):713, 2016.
- [25] Seth Neel and Aaron Roth. Mitigating bias in adaptive data gathering via differential privacy. In *International Conference on Machine Learning*, pages 3720–3729. PMLR, 2018.
- [26] Xinkun Nie, Xiaoying Tian, Jonathan Taylor, and James Zou. Why adaptively collected data have negative bias and how to correct for it. In *International Conference on Artificial Intelligence and Statistics*, pages 1261–1269. PMLR, 2018.
- [27] Jaehyeok Shin, Aaditya Ramdas, and Alessandro Rinaldo. Are sample means in multi-armed bandits positively or negatively biased? *Advances in Neural Information Processing Systems*, 32, 2019.
- [28] Jaehyeok Shin, Aaditya Ramdas, and Alessandro Rinaldo. On the bias, risk and consistency of sample means in multi-armed bandits. *arXiv preprint arXiv:1902.00746*, 2019.
- [29] Krishna Kumar Singh, Dhruv Mahajan, Kristen Grauman, Yong Jae Lee, Matt Feiszli, and Deepti Ghadiyaram. Don’t judge an object by its context: Learning to overcome contextual bias. In *Proceedings of the IEEE/CVF Conference on Computer Vision and Pattern Recognition*, pages 11070–11078, 2020.
- [30] Min Xu, Tao Qin, and Tie-Yan Liu. Estimation bias in multi-armed bandit algorithms for search advertising. *Advances in Neural Information Processing Systems*, 26, 2013.
- [31] Elad Yom-Tov, Guy Feraru, Mark Kozdoba, Shie Mannor, Moshe Tennenholtz, and Irit Hochberg. Encouraging physical activity in patients with diabetes: intervention using a reinforcement learning system. *Journal of medical Internet research*, 19(10):e338, 2017.
- [32] Ruohan Zhan, Vitor Hadad, David A Hirshberg, and Susan Athey. Off-policy evaluation via adaptive weighting with data from contextual bandits. In *Proceedings of the 27th ACM SIGKDD Conference on Knowledge Discovery & Data Mining*, pages 2125–2135, 2021.
- [33] Kelly Zhang, Lucas Janson, and Susan Murphy. Inference for batched bandits. *Advances in neural information processing systems*, 33:9818–9829, 2020.

Appendix

Table of Contents

A Proof	13
A.1 Proof of Theorem 3.1	13
A.2 Proof of Corollary 3.3 and Remark 3.4	14
A.3 Proof of Theorem 3.7	15
B Simulation	16
B.1 Simulation details	16

A Proof

In Theorem 3.1, Corollary 3.3 and Remark 3.4, we deal with an arm with index $k \in [K]$. To simply notations, we drop the subscript k in $s_{t,k}$, $w_{t,k}$, $x_{t,k}$, $\widehat{\theta}_{\text{ALEE},k}$ and θ_k^* throughout the proof, and use s_t , w_t , x_t , $\widehat{\theta}_{\text{ALEE}}$ and θ^* , respectively.

A.1 Proof of Theorem 3.1

Condition (17) serves as an important role in proving (18). Therefore, we start our proof by verifying the condition (17). Since function f is a positive decreasing function and satisfies properties in the integral condition (15), we have

$$\max_{1 \leq t \leq n} f^2\left(\frac{s_t}{s_0}\right) \frac{x_t^2}{s_0} \leq f^2(1) \frac{1}{s_0} \quad \text{and} \quad \max_{1 \leq t \leq n} \left(1 - \frac{f(s_t/s_0)}{f(s_{t-1}/s_0)}\right) \leq 1 - \frac{f(1+1/s_0)}{f(1)}. \quad (33)$$

Thus, by assuming $1/s_0 = o_p(1)$ and $s_0/s_n = o_p(1)$, condition (17) follows directly from (33).

By the construction of ALEE estimate, we have

$$\left\{ \sum_{t=1}^n w_t x_t \right\} \cdot (\widehat{\theta}_{\text{ALEE}} - \theta^*) = \sum_{t=1}^n w_t \epsilon_t. \quad (34)$$

Note that

$$\sum_{t=1}^n w_t x_t = \sqrt{s_0} \sum_{t=1}^n f(s_t/s_0) \frac{x_t^2}{s_0} = \sqrt{s_0} \int_1^{s_n/s_0} f(x) dx \cdot \frac{\sum_{t \leq n} f(s_t/s_0) x_t^2 / s_0}{\int_1^{s_n/s_0} f(x) dx}. \quad (35)$$

By the mean value theorem, we have that for $t \in [n]$, $\xi_t \in [s_{t-1}, s_t]$

$$\int_{s_{t-1}/s_0}^{s_t/s_0} f(x) dx = f(\xi_t/s_0) \frac{x_t^2}{s_0}.$$

Therefore, we have

$$\frac{\sum_{t \leq n} f(s_t/s_0) x_t^2 / s_0}{\int_1^{s_n/s_0} f(x) dx} = 1 + \underbrace{\frac{\sum_{t \leq n} \left(\frac{f(s_t/s_0)}{f(\xi_t/s_0)} - 1 \right) f(\xi_t/s_0) x_t^2 / s_0}{\sum_{t \leq n} f(\xi_t/s_0) x_t^2 / s_0}}_{\triangleq R}.$$

Observe that

$$\begin{aligned} |R| &\leq \frac{\sum_{t \leq n} \left| \frac{f(s_t/s_0)}{f(\xi_t/s_0)} - 1 \right| f(\xi_t/s_0) x_t^2 / s_0}{\sum_{t \leq n} f(\xi_t/s_0) x_t^2 / s_0} \\ &\leq \frac{\sum_{t \leq n} \left| \frac{f(s_t/s_0)}{f(s_{t-1}/s_0)} - 1 \right| f(\xi_t/s_0) x_t^2 / s_0}{\sum_{t \leq n} f(\xi_t/s_0) x_t^2 / s_0} \\ &\leq \max_{t \leq n} \left(1 - \frac{f(s_t/s_0)}{f(s_{t-1}/s_0)} \right) \stackrel{(i)}{=} o_p(1). \end{aligned}$$

Equality (i) follows from equation (33). Consequently, applying Slutsky's theorem yields

$$\frac{\sum_{t=1}^n w_t x_t}{\sqrt{s_0} \int_1^{s_n/s_0} f(x) dx} \xrightarrow{p} 1.$$

Similarly, we can derive

$$\sum_{t=1}^n w_t^2 = \sum_{t=1}^n f^2(s_t/s_0) \frac{x_t^2}{s_0} = (1 + o_p(1)) \int_1^{s_n/s_0} f^2(x) dx = 1 + o_p(1). \quad (36)$$

Knowing $\max_{1 \leq t \leq n} w_t^2 = \max_{1 \leq t \leq n} f^2(s_t/s_0) x_t^2/s_0 = o_p(1)$, which is a consequence of equation (33), martingale central limit theorem together with an application of Slutsky's theorem yields

$$(\hat{\theta}_{\text{ALEE}} - \theta^*) \cdot \int_1^{s_n/s_0} \frac{\sqrt{s_0}}{\hat{\sigma}} f(x) dx \xrightarrow{d} \mathcal{N}(0, 1).$$

Lastly, we recall that

$$\frac{1}{\hat{\sigma}(\sum_{1 \leq t \leq n} w_t^2)^{1/2}} \left(\sum_{t=1}^n w_t x_t \right) \cdot (\hat{\theta}_{\text{ALEE}} - \theta^*) = \frac{1}{\hat{\sigma}(\sum_{1 \leq t \leq n} w_t^2)^{1/2}} \sum_{t=1}^n w_t \epsilon_t. \quad (37)$$

Therefore, equation (19) follows from martingale central limit theorem and Slutsky's theorem.

Remark A.1. Equation (18) sheds light on the asymptotic variance of the ALEE estimator, thereby aiding in the selection of a suitable function f to improve the efficiency of ALEE estimator. On the other hand, equation (19) offers a practical approach to obtaining an asymptotically precise confidence interval.

Remark A.2. Condition (17) is a general requirement that governs equation (18), and is not specific to bandit problems. However, the difficulty in verifying (17) can vary depending on the problem at hand.

A.2 Proof of Corollary 3.3 and Remark 3.4

Corollary 3.3 is a direct consequence of Theorem 1 in [1]. In this section, we provide a proof of Remark 3.4. By considering $\lambda_0 = 1$ in Corollary 3.3, we have with probability at least $1 - \delta$

$$\left| \sum_{t=1}^n w_t x_t \right| \cdot |\hat{\theta}_{\text{ALEE}} - \theta^*| \leq \sigma_g \sqrt{\left(1 + \sum_{t=1}^n w_t^2\right) \cdot \log\left(\frac{1 + \sum_{t=1}^n w_t^2}{\delta^2}\right)}. \quad (38)$$

By the construction of the weights in Corollary 3.2, we have

$$\sum_{t=1}^n w_t^2 = \sum_{t=1}^n f^2\left(\frac{s_t}{s_0}\right) \frac{x_t^2}{s_0} \leq \int_1^\infty f^2(x) dx = 1. \quad (39)$$

Therefore, to complete the proof, it suffices to characterize a lower bound for $\sum_{1 \leq t \leq n} w_t x_t$. By definition, we have

$$\begin{aligned} \sum_{t=1}^n w_t x_t &= \sum_{t=1}^n f(s_t/s_0) \frac{x_t^2}{\sqrt{s_0}} \\ &\stackrel{(i)}{=} \sum_{t=1}^n \frac{x_t^2}{(s_t \log(e^2 s_t/s_0))^{1/2} \log \log(e^2 s_t/s_0)} \\ &\geq \frac{1}{(2 + \log(s_n/s_0))^{1/2} \log(2 + \log(s_n/s_0))} \sum_{t=1}^n \frac{x_t^2}{\sqrt{s_n}} \\ &\stackrel{(ii)}{\geq} \frac{1}{(2 + \log(s_n/s_0))^{1/2} \log(2 + \log(s_n/s_0))} \cdot 2(\sqrt{s_n} - \sqrt{s_0}) \sqrt{\frac{s_0}{1 + s_0}} \\ &\stackrel{(iii)}{\geq} \frac{1}{(2 + \log(s_n/s_0))^{1/2} \log(2 + \log(s_n/s_0))} \cdot \sqrt{2}(\sqrt{s_n} - \sqrt{s_0}). \end{aligned} \quad (40)$$

In equation (i), we plug in the expression of function f and hence $\sqrt{s_0}$ cancels out. Since x_t is either 0 or 1, inequality (ii) follows from the integration of the function $h(x) = 1/\sqrt{x}$. Inequality (iii) follows from $s_0 > 1$. Putting things together, we have

$$\begin{aligned} |\hat{\theta}_{\text{ALEE}} - \theta^*| &\leq \sigma_g \frac{\sqrt{2 \log(2/\delta^2)}}{\sum_{1 \leq t \leq n} w_t x_t} \\ &\leq \sigma_g \sqrt{\log(2/\delta^2)} \frac{\sqrt{2 + \log(s_n/s_0)} \log\{2 + \log(s_n/s_0)\}}{\sqrt{s_n} - \sqrt{s_0}}. \end{aligned} \quad (41)$$

This completes our proof of Remark 3.4.

A.3 Proof of Theorem 3.7

Note that for any $t \geq 1$, we have

$$\|\mathbf{V}_t\|_{\text{op}} \leq 1 \quad \text{and} \quad \mathbf{V}_t = \mathbf{V}_{t-1} - \mathbf{V}_{t-1} \mathbf{z}_t \mathbf{z}_t^\top \mathbf{V}_{t-1} / (1 + \mathbf{z}_t^\top \mathbf{V}_{t-1} \mathbf{z}_t). \quad (42)$$

The second part of equation (42) follows from the Sherman–Morrison formula. Let $\mathbf{u}_t = \mathbf{V}_t \mathbf{z}_t$ and we adopt the notation $\mathbf{V}_0 = \mathbf{I}_d$. By multiplying \mathbf{z}_t on the right hand side of \mathbf{V}_t , we have

$$\begin{aligned} \mathbf{V}_t \mathbf{z}_t &= \mathbf{V}_{t-1} \mathbf{z}_t - \mathbf{V}_{t-1} \mathbf{z}_t \mathbf{z}_t^\top \mathbf{V}_{t-1} \mathbf{z}_t / (1 + \mathbf{z}_t^\top \mathbf{V}_{t-1} \mathbf{z}_t) \\ &= \mathbf{V}_{t-1} \mathbf{z}_t \left(1 - \frac{\mathbf{z}_t^\top \mathbf{V}_{t-1} \mathbf{z}_t}{1 + \mathbf{z}_t^\top \mathbf{V}_{t-1} \mathbf{z}_t} \right) = \frac{\mathbf{V}_{t-1} \mathbf{z}_t}{1 + \mathbf{z}_t^\top \mathbf{V}_{t-1} \mathbf{z}_t}. \end{aligned} \quad (43)$$

Therefore, following the definition of \mathbf{u}_t , we have $(1 + \mathbf{z}_t^\top \mathbf{V}_{t-1} \mathbf{z}_t) \mathbf{u}_t = \mathbf{V}_{t-1} \mathbf{z}_t$. Consequently,

$$\sum_{t=1}^n (1 + \mathbf{z}_t^\top \mathbf{V}_{t-1} \mathbf{z}_t) \mathbf{u}_t \mathbf{u}_t^\top = \sum_{t=1}^n \mathbf{V}_{t-1} (\mathbf{V}_t^{-1} - \mathbf{V}_{t-1}^{-1}) \mathbf{V}_t = \mathbf{I}_d - \mathbf{V}_n. \quad (44)$$

By recognizing $\mathbf{w}_t = \sqrt{1 + \mathbf{z}_t^\top \mathbf{V}_{t-1} \mathbf{z}_t} \cdot \mathbf{u}_t$, we come to

$$\sum_{t=1}^n \mathbf{w}_t \mathbf{w}_t^\top = \sum_{t=1}^n \mathbf{V}_{t-1} (\mathbf{V}_t^{-1} - \mathbf{V}_{t-1}^{-1}) \mathbf{V}_t = \mathbf{I}_d - \mathbf{V}_n.$$

What remains now is to verify conditions in (6). Notably, assumption $\lambda_{\min}(\mathbf{V}_n^{-1}) \xrightarrow{p} \infty$ implies

$$\sum_{t=1}^n \mathbf{w}_t \mathbf{w}_t^\top \xrightarrow{p} \mathbf{I}_d. \quad (45)$$

Since $\lambda_{\min}(\boldsymbol{\Sigma}_0) \xrightarrow{p} \infty$, $\|\mathbf{V}_t\|_{\text{op}} \leq 1$ and $\|\mathbf{x}_t\|_2 \leq 1$, we can show

$$\max_{1 \leq t \leq n} \mathbf{z}_t^\top \mathbf{V}_t \mathbf{z}_t = \max_{1 \leq t \leq n} \mathbf{x}_t^\top \boldsymbol{\Sigma}_{t-1}^{-\frac{1}{2}} \mathbf{V}_t \boldsymbol{\Sigma}_{t-1}^{-\frac{1}{2}} \mathbf{x}_t = o_p(1). \quad (46)$$

Besides, equation (43) together with equation (46) implies

$$\max_{1 \leq t \leq n} \mathbf{z}_t^\top \mathbf{V}_{t-1} \mathbf{z}_t = \max_{1 \leq t \leq n} \frac{\mathbf{z}_t^\top \mathbf{V}_t \mathbf{z}_t}{1 + \mathbf{z}_t^\top \mathbf{V}_t \mathbf{z}_t} = o_p(1). \quad (47)$$

Thus, it follows that

$$\begin{aligned} \max_{1 \leq t \leq n} \|\mathbf{w}_t\|_2 &= \max_{1 \leq t \leq n} \left\| \sqrt{1 + \mathbf{z}_t^\top \mathbf{V}_{t-1} \mathbf{z}_t} \cdot \mathbf{V}_t \mathbf{z}_t \right\|_2 \\ &\leq \max_{1 \leq t \leq n} \sqrt{1 + \mathbf{z}_t^\top \mathbf{V}_{t-1} \mathbf{z}_t} \cdot \|\mathbf{V}_t\|_{\text{op}} \cdot \|\mathbf{z}_t\|_2 = o_p(1). \end{aligned} \quad (48)$$

Combining equations (48) and (45) yields (6). Hence we complete the proof by applying Proposition 2.1.

Remark A.3. The proof of Lemma 3.8 can be found in the proof of Theorem 3.7.

B Simulation

In this section, we provide details of our simulation experiments for OLS, W-decorrelation [8] and Concentration based methods [1].

B.1 Simulation details

In our experiments, we utilize equation (9) to obtain an estimate $\hat{\sigma}^2$ of σ^2 . When we create confidence regions or confidence intervals, we plug in $\hat{\sigma}$ instead of using critical values of F-distribution. The reason for this is that when data are collected adaptively, some independence structure are no longer valid.

OLS: When data are i.i.d, the least squares estimator satisfies the following condition

$$\frac{1}{\hat{\sigma}^2} (\hat{\boldsymbol{\theta}}_{\text{LS}} - \boldsymbol{\theta}^*)^\top \mathbf{S}_n (\hat{\boldsymbol{\theta}}_{\text{LS}} - \boldsymbol{\theta}^*) \xrightarrow{d} \chi_d^2.$$

Therefore, we consider $1 - \alpha$ confidence region to be

$$\mathbf{C}_{\text{LS}} = \left\{ \boldsymbol{\theta} \in \mathbb{R}^d : \frac{1}{\hat{\sigma}^2} (\hat{\boldsymbol{\theta}}_{\text{LS}} - \boldsymbol{\theta})^\top \mathbf{S}_n (\hat{\boldsymbol{\theta}}_{\text{LS}} - \boldsymbol{\theta}) \leq \chi_{d,1-\alpha}^2 \right\}. \quad (49)$$

W-decorrelation: The W-decorrelation method follows from Algorithm 1 in [8]. Specifically, the estimator takes the form

$$\hat{\boldsymbol{\theta}}_{\text{W}} = \hat{\boldsymbol{\theta}}_{\text{LS}} + \sum_{t=1}^n \mathbf{w}_t (y_t - \mathbf{x}_t^\top \hat{\boldsymbol{\theta}}_{\text{LS}}). \quad (50)$$

Given a parameter λ , weights $\{\mathbf{w}_t\}_{1 \leq t \leq n}$ are set as follows

$$\mathbf{w}_t = \left(\mathbf{I}_d - \sum_{i=1}^{t-1} \mathbf{w}_i \mathbf{x}_i^\top \right) \mathbf{x}_t / (\lambda + \|\mathbf{x}_t\|_2^2). \quad (51)$$

In order to set λ appropriately, we run the bandit algorithm or time series with N replications and record the corresponding minimum eigenvalues $\{\lambda_{\min}(\mathbf{S}_n^{(1)}), \dots, \lambda_{\min}(\mathbf{S}_n^{(N)})\}$. We choose λ to be the 0.1-quantile of $\{\lambda_{\min}(\mathbf{S}_n^{(1)}), \dots, \lambda_{\min}(\mathbf{S}_n^{(N)})\}$. This follows from the procedure in simulations of [8]. Therefore, to obtain a $1 - \alpha$ confidence region for $\boldsymbol{\theta}^*$, we have

$$\mathbf{C}_{\text{W}} = \left\{ \boldsymbol{\theta} \in \mathbb{R}^d : \frac{1}{\hat{\sigma}^2} (\hat{\boldsymbol{\theta}}_{\text{W}} - \boldsymbol{\theta})^\top \mathbf{W}^\top \mathbf{W} (\hat{\boldsymbol{\theta}}_{\text{W}} - \boldsymbol{\theta}) \leq \chi_{d,1-\alpha}^2 \right\}, \quad (52)$$

where $\mathbf{W} = (\mathbf{w}_1, \dots, \mathbf{w}_n)^\top$.

Concentration based on self-normalized martingales: We consider [19, Theorem 8] for two-armed bandit problem and AR(1) model. For contextual bandits, we apply [1, Theorem 2]. Applying concentration bounds requires a sub-Gaussian parameter, which we use $\hat{\sigma}$ as an estimate.

- For one dimensional examples, we have with probability at least $1 - \delta$,

$$\mathbf{v}^\top (\hat{\boldsymbol{\theta}}_{\text{LS}} - \boldsymbol{\theta}^*) \leq \sqrt{\mathbf{v}^\top \mathbf{S}_n^{-1} \mathbf{v} \cdot f_{n,\delta}}, \quad (53)$$

where $f_{n,\delta} = 2(1 + \frac{1}{\log(n)}) \log(1/\delta) + c \cdot d \log(d \log(n))$ and we set $c = 1$. Here $d = 2$ in the two-armed bandit example and $d = 1$ in the AR(1) example.

- In Theorem 2 from [1], we set $\lambda = 1$ and $S = 1$. Therefore, we have

$$\mathbf{C}_{\text{con}} = \left\{ \boldsymbol{\theta} \in \mathbb{R}^d : (\hat{\boldsymbol{\theta}}_r - \boldsymbol{\theta})^\top (\mathbf{I}_d + \mathbf{S}_n) (\hat{\boldsymbol{\theta}}_r - \boldsymbol{\theta}) \leq \left(\hat{\sigma} \sqrt{\frac{\det(\mathbf{I}_d + \mathbf{S}_n)}{\alpha^2}} + 1 \right)^2 \right\}, \quad (54)$$

where $\hat{\boldsymbol{\theta}}_r = (\mathbf{X}_n^\top \mathbf{X}_n + \mathbf{I}_d)^{-1} \mathbf{X}_n^\top \mathbf{Y}_n$ and $\mathbf{Y}_n = (y_1, \dots, y_n)^\top$.